



2018

**ANNUAL
COMPLIANCE
REPORT**

On Public Water Systems

New Jersey Department of Environmental Protection
Division of Water Supply and Geoscience

Prepared by:

New Jersey Department of Environmental Protection

Division of Water Supply and Geoscience

Mail Code 401-04Q

401 E. State Street, P.O. Box 420

Trenton, NJ 08625-0420

(609) 292-5550

watersupply@dep.nj.gov

Table of Contents

Common Acronyms Used in this Report	6
1 INTRODUCTION	7
2 OVERVIEW	7
2.1 DRINKING WATER PROGRAM	7
2.2 NEW JERSEY PUBLIC WATER SYSTEM PROFILE	8
2.3 VIOLATIONS.....	11
2.3.1 MAXIMUM CONTAMINANT LEVELS (MCL).....	12
2.3.2 ACTION LEVEL EXCEEDANCES (ALE)	13
2.3.3 MAXIMUM RESIDUAL DISINFECTANT LEVELS (MRDL)	13
2.3.4 TREATMENT TECHNIQUES.....	13
2.3.5 MONITORING AND REPORTING (M&R).....	13
2.3.6 OTHER REPORTING VIOLATIONS – NOTIFICATION REQUIREMENTS	13
2.3.7 VARIANCES AND EXEMPTIONS.....	14
2.4 ADDITIONAL MONITORING IN NEW JERSEY.....	14
2.5 DAYCARES.....	15
2.6 DATA SOURCES FOR THIS REPORT	15
3 SUMMARY OF VIOLATION DATA.....	16
3.1 REVISED TOTAL COLIFORM RULE	16
3.1.1 REVISED TOTAL COLIFORM RULE: MAXIMUM CONTAMINANT LEVEL VIOLATIONS.....	18
3.1.2 REVISED TOTAL COLIFORM RULE: TREATMENT TECHNIQUE VIOLATIONS	18
3.1.3 REVISED TOTAL COLIFORM RULE: MONITORING & REPORTING VIOLATIONS	18
3.1.4 REVISED TOTAL COLIFORM RULE: SAMPLE SITING PLAN VIOLATIONS.....	19
3.1.5 REVISED TOTAL COLIFORM RULE: SEASONAL WATER SYSTEM SPECIFIC VIOLATIONS.....	19
3.2 GROUND WATER RULE.....	20
3.2.1 GROUND WATER RULE: TREATMENT TECHNIQUE VIOLATIONS.....	22
3.2.2 GROUND WATER RULE: MONITORING & REPORTING VIOLATIONS	22
3.3 DISINFECTANTS AND DISINFECTION BY-PRODUCT RULE: TOTAL TRIHALOMETHANES, TOTAL HALOACETIC ACIDS AND DISINFECTANT BY-PRODUCT PRECURSORS	23
3.3.1 DISINFECTANTS AND DISINFECTION BY-PRODUCT RULE: MAXIMUM CONTAMINANT LEVEL & MAXIMUM RESIDUAL DISINFECTANT LEVEL VIOLATIONS	24
3.3.2 DISINFECTANTS AND DISINFECTION BY-PRODUCT RULE: TREATMENT TECHNIQUE VIOLATIONS	25
3.3.3 DISINFECTANTS AND DISINFECTION BY-PRODUCT RULE: MONITORING & REPORTING VIOLATIONS.....	25

3.4	SURFACE WATER TREATMENT RULE	25
3.4.1	SURFACE WATER TREATMENT RULE: TREATMENT TECHNIQUE VIOLATIONS	27
3.4.2	SURFACE WATER TREATMENT RULE: MONITORING & REPORTING VIOLATIONS	27
3.4.3	LONG-TERM 2 ENHANCED SURFACE WATER TREATMENT RULE VIOLATIONS	27
3.5	INORGANIC COMPOUNDS RULE	28
3.5.1	INORGANIC COMPOUNDS: MAXIMUM CONTAMINANT LEVEL VIOLATIONS	30
3.5.2	INORGANIC COMPOUNDS: MONITORING & REPORTING VIOLATIONS	30
3.5.3	INORGANIC COMPOUNDS: TREATMENT TECHNIQUE VIOLATIONS	31
3.6	VOLATILE ORGANIC COMPOUNDS RULE	32
3.6.1	VOLATILE ORGANIC COMPOUNDS: MAXIMUM CONTAMINANT LEVEL VIOLATIONS	33
3.6.2	VOLATILE ORGANIC COMPOUNDS: MONITORING & REPORTING VIOLATIONS	33
3.7	RADIOLOGICAL RULE	34
3.7.1	RADIOLOGICAL RULE ANALYTICAL TECHNIQUE	35
3.7.2	RADIOLOGICAL RULE: MAXIMUM CONTAMINANT LEVEL VIOLATIONS	35
3.7.3	RADIOLOGICAL RULE: MONITORING & REPORTING VIOLATIONS	35
3.7.4	RADIOLOGICAL RULE: TREATMENT TECHNIQUE VIOLATIONS	36
3.8	SYNTHETIC ORGANIC COMPOUNDS RULE	37
3.8.1	SYNTHETIC ORGANIC COMPOUNDS RULE: MAXIMUM CONTAMINANT LEVEL VIOLATIONS	38
3.8.2	SYNTHETIC ORGANIC COMPOUNDS RULE: MONITORING & REPORTING VIOLATIONS	38
3.9	LEAD AND COPPER RULE	38
3.9.1	LEAD AND COPPER RULE: ACTION LEVEL EXCEEDANCES	40
3.9.2	LEAD AND COPPER RULE: TREATMENT TECHNIQUE VIOLATIONS	40
3.9.3	LEAD AND COPPER RULE: MONITORING & REPORTING VIOLATIONS	41
3.9.4	LEAD AND COPPER RULE: SAMPLE PLAN DEFICIENCY VIOLATIONS	41
3.9.5	LEAD AND COPPER RULE: DAY CARE SYSTEMS	41
3.10	PUBLIC NOTIFICATION	41
3.11	CONSUMER NOTIFICATION VIOLATIONS	42
	Appendix A: List of Safe Drinking Water Act Violation Types with Federal Reporting Codes	43
	Appendix B: Safe Drinking Water Act Violations Incurred by Rule and Category	53
	Appendix C: Community Water System 2018 Action Level Exceedance, Maximum Contaminant Level Exceedance, and Treatment Technique violations	62
	Appendix D: Non-Community Water System 2018 Action Level Exceedance, Maximum Contaminant Level Exceedance, and Treatment Technique violations	71

Tables

Table 1: New Jersey Community Water System Counts Based on Total Estimated Population Served...	100
Table 2: New Jersey Specific Maximum Contaminant Levels	12
Table 3: Summary of Safe Drinking Act Violations	16
Table 4: Revised Total Coliform Rule Violations by System Type	17
Table 5: Revised Total Coliform Rule Violations at Seasonal Systems.....	20
Table 6: Ground Water Rule Violations by System Type	21
Table 7: Disinfectant and Disinfection By-Product Rule Violations by System Type	24
Table 8: Surface Water Treatment Rule Violations by System Type	26
Table 9: Maximum Contaminant Levels for Inorganic Compounds.....	28
Table 10: Nitrate/Nitrite Violations by System Type	29
Table 11: Inorganic Compound Rule Violations by System Type	30
Table 12: Maximum Contaminant Levels for Volatile Organic Compounds.....	32
Table 13: Volatile Organic Compound Rule Violations by System Type	33
Table 14: Radiological Rule Violations by System Type	34
Table 15: Maximum Contaminant Levels for Synthetic Organic Compounds	37
Table 16: Synthetic Organic Compound Rule Violations by System Type	38
Table 17: Lead and Copper Rule Violations by System Type	40

Figures

Figure 1: Distribution of 3,636 Public Water Systems in New Jersey.....	9
Figure 2: Active New Jersey Public Water Systems by Calendar Year (2015 through 2018).....	10
Figure 3 Percentage of Public Water Systems with and without Revised Total Coliform Rule Violations during 2018.....	17
Figure 4: Percentage of types of violations incurred under the Revised Total Coliform Rule in 2018.....	17
Figure 5: Percentage of Seasonal Public Water Systems with and without Revised Total Coliform Rule seasonal specific Violations during 2018.....	20
Figure 6: Percentage of types of seasonal specific violations incurred under the Revised Total Coliform Rule in 2018.....	20
Figure 7 : Percentage of Public Water Systems with and without Ground Water Rule Violations during 2018.....	21
Figure 8: Percentage of types of violations incurred under the Ground Water Rule in 2018.....	21
Figure 9: Percentage of Public Water Systems with and without Disinfectants and Disinfection Byproduct Rule Violations during 2018.....	24
Figure 10: Percentage of types of violations incurred under the Disinfectants and Disinfection Byproduct Rule in 2018.....	24
Figure 11: Percentage of Public Water Systems with and without Surface Water Treatment Rule Violations during 2018.....	27
Figure 12: Percentage of types of violations incurred under the Surface Water Treatment Rule in 2018.....	27
Figure 13: Percentage of Public Water Systems with and without nitrate violations during 2018.....	29
Figure 14: Percentage of types of violations incurred for nitrate in 2018.....	29
Figure 15: Percentage of Public Water Systems (PWS) with and without Inorganic Compound (excluding Nitrate) Violations during 2018.....	30
Figure 16: Percentage of types of violations incurred for Inorganic Compound (excluding Nitrate) in 2018.....	30

Figure 17: Percentage of Public Water Systems with and without Volatile Organic Compound Rule violations during 2018.....33

Figure 18: Percentage of types of violations incurred for Volatile Organic Compound Rule in 2018.....33

Figure 19:Percentage of Public Water Systems with and without Radiological Rule violations during 2018.....35

Figure 20: Percentage of types of violations incurred for Radiological Rule during 2018.....35

Figure 21: Percentage of Public Water Systems with and without Lead and Copper Rule violations during 2018.....40

Figure 22:Percentage of types of violations incurred under the Lead and Copper Rule during 2018.....40

Common Acronyms Used in this Report

Acronym	Definition
1,2,3-TCP	1,2,3-Trichloropropane
AL	Action Level
ALE	Action Level Exceedance
HAA5	Halo acetic acids
M&R	Monitoring and Reporting
MCL	Maximum Contaminant Level
MRDL	Maximum residual disinfectant levels
NJDEP	New Jersey Department of Environmental Protection
NTU	Nephelometric Turbidity Units
PFNA	Perfluorononanoic Acid
SDWA	Safe Drinking Water Act
SDWIS/State	Safe Drinking Water Information System
TTHM	Total Trihalomethanes
USEPA	United States Environmental Protection Agency

1 INTRODUCTION

The Federal Safe Drinking Water Act (Federal SDWA) in Section 1414(c)(3)(A) requires states to prepare an annual report on violations of the national primary drinking water regulations incurred by public water systems. The statutory language requiring an annual report by states specifies that each state shall prepare, make readily available to the public, and submit to the United States Environmental Protection Agency (USEPA) an annual report on violations of national primary drinking water regulations by public water systems in the State, including violations with respect to 1) maximum contaminant levels, 2) treatment requirements, 3) variances and exemptions, and 4) monitoring requirements. Additionally, the State shall publish and distribute summaries of the report and indicate where the full report is available for review.

This report, prepared by the New Jersey Department of Environmental Protection (NJDEP), covers the period of January 1, 2018 to December 31, 2018 and provides details for five categories of violations: exceeding maximum contaminant levels (MCL), exceeding maximum residual disinfectant levels (MRDL), failure to comply with treatment or operational requirements, known as treatment techniques, significant failure to meet monitoring and reporting requirements (M&R), and significant failure to provide public notifications, Lead Consumer Notices and/or Consumer Confidence Reports. Follow-up compliance-related activities associated with these violations through April 9, 2019 are also included.

2 OVERVIEW

2.1 DRINKING WATER PROGRAM

Under the Federal SDWA of 1974, and subsequent 1986 and 1996 amendments, the USEPA set national limits on contaminant levels in drinking water, known as MCLs, to ensure drinking water is safe for human consumption. Action levels (AL) for lead and copper and MRDLs for disinfectant residuals were also established, in lieu of MCLs, to control unacceptable levels and treatment techniques were established to ensure that follow up activities to address identified issues were conducted. The USEPA also regulates how often public water systems monitor their drinking water for contaminants and how often they report the monitoring results to the State or the USEPA. Generally, the larger the population served by a public water system, the more frequently monitoring and reporting must occur. Finally, the USEPA requires public notification of violations, which must include a clear and understandable explanation of the nature of the violation, the potential adverse health effects, the steps a public water system is taking to correct the violation and, if applicable, the possibility of using an alternative water supply until the violation is resolved.

The Federal SDWA allows states and territories to seek USEPA approval to regulate public water systems an authority called primacy. To receive primacy, a state must meet certain requirements,

including adoption of drinking water regulations equal to or stricter than federal regulations and demonstration that these requirements can be enforced. New Jersey is one of 56 states, territories, and tribes that have received primacy from the USEPA for all drinking water regulations.

It is significant to note that as of July 19, 2018, New Jersey has been granted full primary enforcement authority for the Revised Total Coliform Rule, which became effective on April 1, 2016. New Jersey adopted amendments to the New Jersey Safe Drinking Water Act (New Jersey SDWA) regulations at N.J.A.C. 7:10 on November 6, 2017 and notice of USEPA's determination was placed in the Federal Register on October 16, 2018.

On September 4, 2018 New Jersey promulgated changes to the New Jersey SDWA rules at N.J.A.C. 7:10-5.2. These rules establish two (2) new State-specific MCLs: 0.013 micrograms per liter ($\mu\text{g}/\text{l}$) for perfluorononanoic acid (PFNA) and 0.030 $\mu\text{g}/\text{l}$ for 1,2,3-trichloropropane (1,2,3-TCP). There are now seven (7) additional compounds that are regulated as primary contaminants by New Jersey that do not have a federal MCL. In addition, these rules require nontransient noncommunity water systems comply with the radiological rule. Monitoring for PFNA, 1,2,3-TCP and radiological contaminants at nontransient noncommunity water systems began in 2019.

Within the NJDEP, the Division of Water Supply and Geoscience (Division) has responsibility under both the Federal SDWA and the New Jersey SDWA to assure safe drinking water for citizens and visitors of New Jersey. In addition, the NJDEP has contracts with the County Environmental Health Agencies to assist with the management of these regulations at the county and/or local level. The County Environmental Health Agencies, and in some cases the local health departments, have Administrative Authority over certain classes of systems.

Although the Federal SDWA regulations generally do not specify a timeframe for returning to compliance, the New Jersey SDWA requires public water systems to return to compliance by taking necessary corrective actions to address MCL violations for contaminants with health effects within one year. The Division, with support from NJDEP's Water Compliance and Enforcement program, and the County Environmental Health Agencies, continues to make progress in identifying and addressing violations of both the Federal and State SDWAs.

Public water systems with a history of significant non-compliance are targeted through the Division's capacity development strategy, with the aim of assisting these systems with returning to, and remaining in, compliance. The Capacity Development Program utilizes a team approach which allows a variety of staff with different backgrounds and expertise to evaluate and address the specific needs of each water system.

2.2 [NEW JERSEY PUBLIC WATER SYSTEM PROFILE](#)

The federal regulations define a public water system as a system that provides water for human consumption through pipes or other constructed conveyances, if the system has at least 15 service connections or regularly serves at least 25 individuals for at least 60 days out of the year.

Public water systems are divided into community water systems such as private water systems or municipal water systems i.e. “city water” which serve residential populations, and noncommunity water systems that are generally businesses supplied by their own wells. noncommunity water systems are further divided into nontransient noncommunity water systems such as schools or factories with their own wells, and transient noncommunity water systems such as rest stops or parks with their own wells. When the term “public water system”, or “public water systems” is used in this report, it refers to all water system types unless otherwise specified.

As of December 31, 2018, New Jersey identified 3,636 active public water systems in its inventory, including 579 community water systems, 708 nontransient noncommunity water systems, and 2,349 transient noncommunity water systems. Figure 1 shows the percent of public water systems by type.

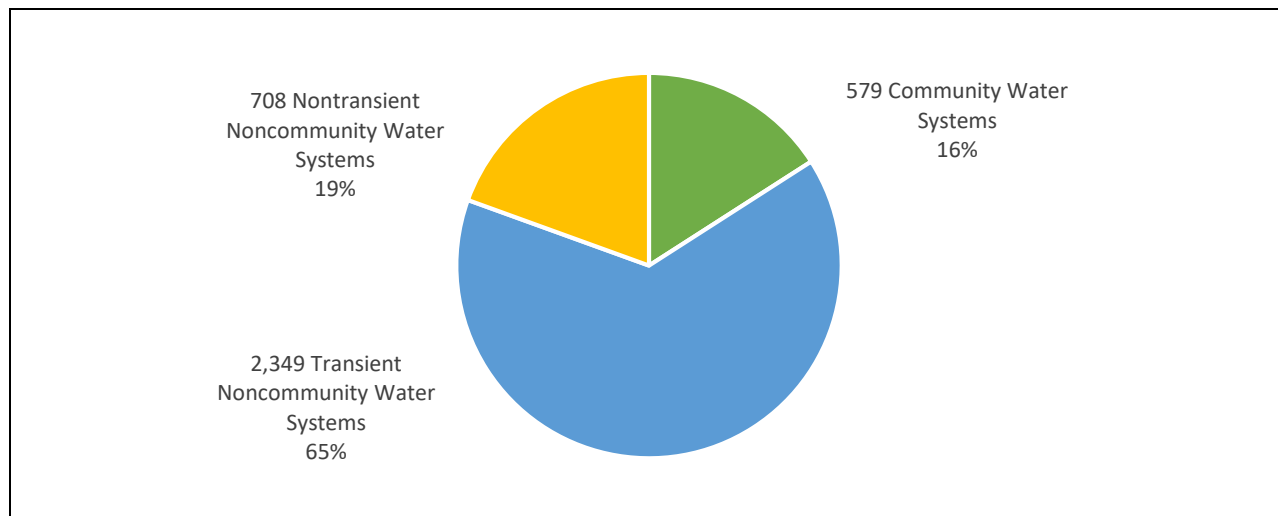


Figure 1: Distribution of 3,636 Public Water Systems in New Jersey

The number of public water systems changes from year-to-year due to water system mergers, opening and closing of businesses, connections of nontransient noncommunity or transient noncommunity water systems to community water systems, or changes in population that result in reclassification or deactivation of a public water system. Figure 2 below depicts changes in the number of public water systems for the past four years.

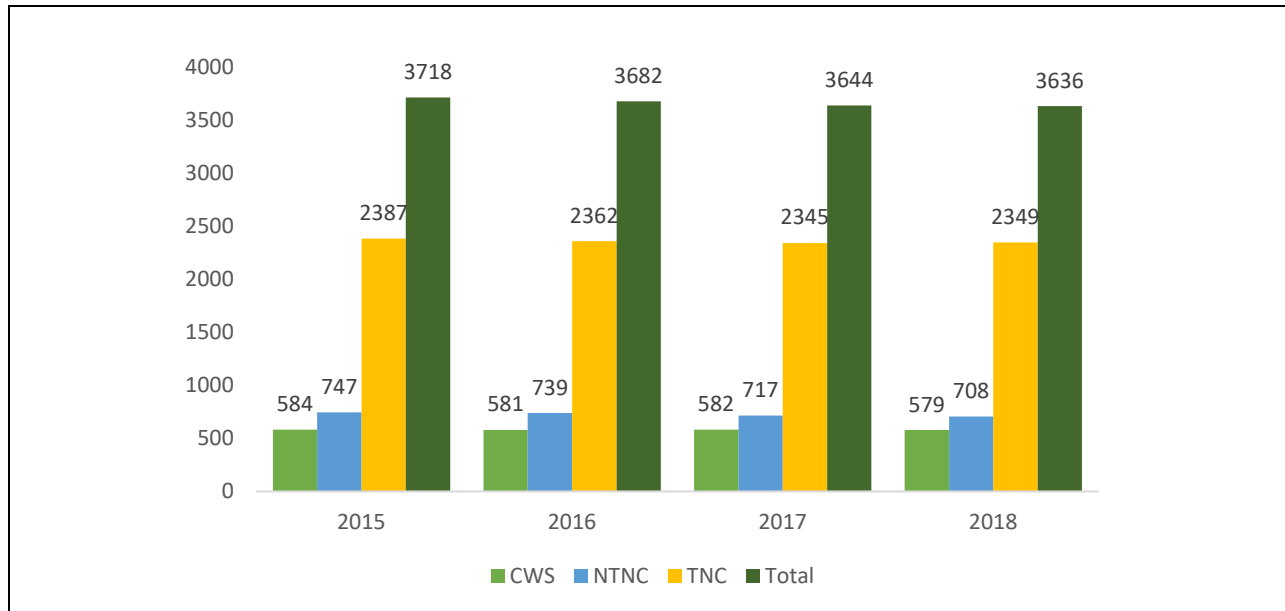


Figure 2: Active New Jersey Public Water Systems by Calendar Year (2015 through 2018)

Community water systems are further classified as small, medium, or large based on the residential populations that they serve. The size classification of a system will determine the frequency and amount of sampling that is required. Approximately 96% of New Jersey residents are supplied by medium or large community water systems. Table 1 shows a summary of the population served by various size community water systems.

Table 1: New Jersey Community Water Systems Grouped by Population in 2018.

Population Categories	Population Ranges	Number of Systems	Total Estimated Population Served
Large Systems	> 50,000	28	5,149,152
Medium Systems	10,001 – 50,000	132	2,971,265
	3,301 – 10,000	81	505,312
Small Systems	1,001 - 3,300	76	150,178
	501 – 1,000	48	33,894
	101-500	130	31,710
	<101	84	5,886
Total:		579	8,847,397

2.3 VIOLATIONS

The Federal SDWA is sub-divided into various rules. These include the Revised Total Coliform Rule, Ground Water Rule, Disinfectant and Disinfection By-Product Rules (Stage 1 and Stage 2), Surface Water Treatment Rules, Inorganic Compound Rules, Volatile Organic Compound Rules, Radiological Rules, Synthetic Organic Compound Rules, and the Lead and Copper Rule. Each of these rules have specific violation types for failure to meet any of their individual requirements. Further details concerning these rules is provided in Section 3.



The violations incurred by public water systems for any of the above rules fall into several distinct categories, the major ones being:

- 1) Maximum Contaminant Level (MCL) exceedances: where the highest allowable contaminant concentrations in drinking water are exceeded;
- 2) Maximum Residual Disinfectant Level (MRDL) exceedances: where the maximum residual disinfectant levels, which specify the highest concentrations of disinfectants allowed in drinking water are exceeded;
- 3) Treatment Technique violations: where a public water system fails to comply with treatment or operational requirements intended to reduce the levels of contaminants;
- 4) Monitoring and Reporting (M&R) violations: where a public water system fails to conduct scheduled monitoring, or fails to submit monitoring results on time, as required by the Federal and State SDWAs; and
- 5) Reporting violations: where a public water system fails to meet notification requirements in regard to Public Notification, Consumer Confidence Report, and Lead Consumer Notices.

2.3.1 MAXIMUM CONTAMINANT LEVELS (MCL)

The USEPA set MCLs at the national level. An MCL is the allowable limit of a contaminant in drinking water to ensure it is safe for human consumption. MCLs ensure that drinking water does not pose either a short-term or long-term health risk. New Jersey has adopted all the federal MCLs.

In addition to the national standards, the 1984 amendments to the New Jersey SDWA established New Jersey’s Drinking Water Quality Institute as well as the drinking water standard setting process. The Drinking Water Quality Institute is responsible for developing MCLs or standards for hazardous contaminants in drinking water and for recommending those standards as well as recommendations for the implementation of the drinking water quality program to the Commissioner of the NJDEP. Additionally, the Drinking Water Quality Institute has the authority to select additional contaminants to regulate, if needed. Both the Federal SDWA and the New Jersey SDWA require that any standards adopted by the NJDEP be equal to or more stringent than federal standards.

New Jersey has fourteen (14) contaminants that have more stringent MCLs than the federal MCLs: twelve volatile organic compounds, one synthetic organic compound, and one inorganic chemical.

On September 4, 2018 New Jersey promulgated changes to the New Jersey SDWA rules at N.J.A.C. 7:10-5.2 to establish two (2) new State-specific MCLs: 0.013 micrograms per liter (µg/l) for perfluorononanoic acid (PFNA) and 0.030 µg/l for 1,2,3-trichloropropane (1,2,3-TCP). There are now seven (7) additional compounds that are regulated as primary contaminants by New Jersey that do not have a federal MCL. See Table 2 for a listing of the specific contaminants and their MCLs.

New Jersey has also included the requirement for gross alpha to be analyzed using the 48-Hour Rapid Gross Alpha Test methodology as per the Regulations Governing the Certification of Laboratories and Environmental Measurements at

Table 2: New Jersey Specific Maximum Contaminant Levels (MCLs) Compared to Federal MCLs Where Applicable

Contaminant	MCL (ug/l)	
	NJ	USEPA
Arsenic	5	10
Benzene	1	5
Carbon Tetrachloride	2	5
Chlordane	0.5	2
Chlorobenzene	50	100
1,2-Dichloroethane	2	5
1,1-Dichloroethylene	2	7
Gross alpha (using a rapid analysis method) ^a	15	15
Methylene Chloride	3	5
Tetrachloroethylene	1	5
1,2,4-Trichlorobenzene	9	70
1,1,1-Trichloroethane	30	200
1,1,2-Trichloroethane	3	5
Trichloroethylene	1	5
Xylenes	1,000	10,000
1,3-Dichlorobenzene	600	N/A
1,1-Dichloroethane	50	N/A
Methyl tertiary Butyl Ether	70	N/A
Naphthalene	300	N/A
1,1,2,2-Tetrachloroethane	1	N/A
1,2,3-Trichloropropane ^b	0.030	N/A
Perfluorononanoic Acid ^b	0.013	N/A

^a Captures alpha emitting radionuclides with short half-lives, such as radium-224; units are pCi/L

^b Monitoring began in 2019 for community systems serving ≤ 10,000 and nontransient noncommunity water systems and will begin in 2020 for community water systems serving > 10,000 and all systems that use a surface water source.

N.J.A.C. 7:18. The New Jersey required method includes the alpha particle activity of radium-224, which is not captured using the standard USEPA method.

2.3.2 ACTION LEVEL EXCEEDANCES (ALE)

In lieu of MCLs, the USEPA has established Action Levels (AL) for lead and copper. An AL is defined as the concentration of lead or copper in water above which specific actions are required to be completed. Although a water system is not in violation of the Federal Regulations if they have an action level exceedance (ALE), they must begin to take steps to remediate the high levels of lead and/or copper. Public education, water quality parameter monitoring, corrosion control studies and the installation of treatment all must follow the exceedance of an AL and a water system will receive a violation if they fail to take any of the required steps.

2.3.3 MAXIMUM RESIDUAL DISINFECTANT LEVELS (MRDL)

The USEPA set national limits on residual disinfectant levels in drinking water to reduce the risk of exposure to disinfection byproducts formed when a public water system adds chemical disinfection. These limits are known as MRDLs, and they ensure that the chemical disinfectant added to the water will not pose an unintended health risk.

2.3.4 TREATMENT TECHNIQUES

The USEPA established treatment techniques instead of MCLs to control unacceptable levels of specified contaminants. A treatment technique is a required process intended to reduce the level of a contaminant in drinking water. Treatment techniques have been established for viruses, bacteria, disinfection byproduct precursors (total organic carbon and alkalinity), turbidity, and lead and copper.

2.3.5 MONITORING AND REPORTING (M&R)

Public water systems are required to monitor the levels of contaminants that may be present in their water and are required to submit the results within timeframes specified by the regulations. Major categories of contaminants monitored in public community drinking water supplies are microbiological, inorganic chemicals including lead and copper, volatile organic chemicals, synthetic organic chemicals including pesticides, radionuclides, turbidity, disinfection residuals, disinfection byproducts and disinfection precursors. If a public water system fails to perform the required monitoring, they incur a monitoring violation. If a public water system performs the required monitoring but fails to report the results within the specified timeframe, they incur a reporting violation. Most rules do not differentiate between monitoring and reporting violations, with the exception of the Revised Total Coliform Rule, which specifically splits a monitoring violation from a reporting violation. This allows USEPA to better track and address true monitoring violations (not conducting the required monitoring) from late or non-submittal violations, which do not have as detrimental an effect on public health. M&R violations are further defined as Major, when none of the required monitoring is performed, and Minor, when some, but not all, of the required monitoring is performed.

2.3.6 OTHER REPORTING VIOLATIONS – NOTIFICATION REQUIREMENTS

The Federal SDWA has provisions to ensure that consumers will know if there is a problem with their drinking water and requires a public notification be sent to all customers if there is risk to

public health due to either not meeting a drinking water standard, not completing a required treatment technique activity or failing to conduct required monitoring. There are three (3) tiers of public notification, based on the severity of the violation – Tier 1 public notification is required for MCL violations of contaminants with acute health effects as a result of short-term exposure, such as bacteria; Tier 2 public notification is required for MCL violations of contaminants with chronic effects or the failure to complete a required treatment technique activity, and a Tier 3 public notification is required for all monitoring and reporting violations.

The Federal SDWA requires all community water systems to prepare and distribute a Consumer Confidence Report to all customers served by the system. The Consumer Confidence Report must contain Information on the quality of the water delivered by the systems and characterize the risks (if any) from exposure to contaminants detected in the drinking water in an accurate and understandable manner. Consumer Confidence Reports must be sent to customers by July 1st each year, with a certification sent to the State that the Consumer Confidence Report was properly distributed. The system incurs a violation if they fail to send out their Consumer Confidence Report or submit their certification on time. New Jersey performs a review on a subset of these reports each year and issues violations if the content is deficient.

The Federal SDWA also requires all community and nontransient noncommunity water systems to prepare and distribute a Lead Consumer Notice to all customers occupying homes or buildings that were sampled as part of the water system’s lead and copper sampling event within 30 days of receiving the sample results. A copy of the Lead Consumer Notice, along with a certification that the notices were properly prepared and issued is required to be sent to the State within 90 days of receiving the sample results, and New Jersey performs a review of the Lead Consumer Notice. Systems incur a violation if they fail to distribute the Lead Consumer Notice, or if the notice is deficient.

2.3.7 VARIANCES AND EXEMPTIONS

Federal primary drinking water regulations allow for variances and exemptions to specific requirements to be granted in certain cases, but only if public health is protected. Examples of such cases include a system that cannot meet the MCL immediately based on raw water features or a small system that cannot afford to meet non-microbial MCLs. The NJDEP has never issued a variance or an exemption, and the regulations on variances and exemptions (Subchapter 6) of the New Jersey SDWA regulations were repealed effective November 4, 2004.

2.4 ADDITIONAL MONITORING IN NEW JERSEY

Although New Jersey-specific MCLs for perfluorononanoic acid (PFNA) and 1,2,3-trichloropropane (1,2,3-TCP) were adopted on September 4, 2018, phased-in monitoring starting with small community water systems (serving fewer than 10,000 residents and utilizing a groundwater source) and nontransient noncommunity water systems began in 2019.

Effective September 4, 2018, changes were also made to require nontransient noncommunity water systems to comply with the existing Federal monitoring and MCL requirements for

radionuclides (gross alpha, uranium, and radium). Monitoring of nontransient noncommunity water systems for radionuclides began in 2019.

2.5 DAYCARES

Under Federal regulation, transient noncommunity water systems are only required to sample for coliform bacteria and nitrate. State regulations, however, require all child care centers that have their own source of water, whether classified as a nontransient noncommunity water system, a transient noncommunity water system, or a non-public water system, to sample *and meet* all nontransient noncommunity water system monitoring requirements and MCLs at the time of their license renewal. Any transient noncommunity water system or non-public system that exceeds a MCL or AL is required to take the necessary steps to return to compliance.

2.6 DATA SOURCES FOR THIS REPORT

This annual report includes drinking water violation data that covers the period of January 1 through December 31, 2018, with updated compliance activities completed as of April 9, 2019. The data for this report was compiled using the New Jersey Safe Drinking Water Information System (SDWIS/State) database, which houses information about each water system along with their sample results. SDWIS/State then compares the sample results against Federal and State SDWA requirements and generates violations when applicable.

The USEPA has developed a tool for analyzing drinking water data called Enforcement and Compliance History Online, at <https://echo.epa.gov/?redirect=echo>. This tool can be used to generate a compliance summary report for each state which provides the total annual number of violations as well as the names of the systems with violations for each of six (6) categories: MCLs, MRDLs, treatment techniques, variances and exemptions, significant M&R violations and significant consumer notification violations. The data used by USEPA to generate the summary report are provided to the USEPA on a quarterly basis from SDWIS/State and are stored in USEPA's federal database.

A comparison of compliance reports generated using the Enforcement and Compliance History Online tool and those generated using SDWIS/State may differ for two main reasons: 1) the Enforcement and Compliance History Online tool uses a snapshot of a state's data for generating reports that is always one quarter behind the current calendar quarter. States report violation data to the USEPA on a quarterly basis and the USEPA then reviews the quarterly violation data before posting the data on their website to be used for Enforcement and Compliance History Online reports. Because New Jersey addresses data errors and updates violation status on a daily basis and can generate up-to-date reports, New Jersey's reports generally lag by only one day; and 2) MCL violations and M&R violations that are specific to New Jersey's requirements are included in this Annual Report and these violations are not required to be reported to USEPA. For these reasons, the compliance reports from these two different data sources may not match exactly.

To see the most comprehensive and up-to-date information available, use the Division's Drinking Water Watch tool, accessible online at www.nj.gov/dep/watersupply/waterwatch.

3 SUMMARY OF VIOLATION DATA

A review of each Safe Drinking Water Act (SDWA) Rule and summary of the 2018 violation data identified under each rule is presented below. In addition, a list of all violation types, along with their Federal Reporting Codes are included in Appendix A; a summary listing of New Jersey water system violations by rule and contaminant can be found in Appendix B; a listing of individual Maximum Contaminant Level (MCL), Action Level Exceedance (ALE), Maximum Residual Disinfection Level (MRDL) and treatment technique violations for community water systems can be found in Appendix C; and a listing of individual MCL, ALE, MRDL and treatment technique violations for nontransient noncommunity water systems can be found in Appendix D.

Table 3: Summary of all Safe Drinking Water Act Violations (Maximum Contaminant Level (MCL), Action Level Exceedance (ALE), Maximum Residual Disinfection Level (MRDL) and treatment technique (TT)) by System Type for 2018.

Type of System	Exceedances*			TT Violations	Monitoring & Reporting			Totals
	MCL	ALE	MRDL		Monitoring	Reporting	Public Notification	
Community 579 systems	48 (23)	29 (21)	-	32 (22)	984 (214)	285 (176)	3 (3)	1381
Nontransient Noncommunity 708 systems	24 (14)	36 (31)	3 (1)	52 (32)	747 (168)	157 (128)	2 (2)	1021
Transient Noncommunity 2,349 systems	37 (31)	4 (3)	-	202 (165)	411 (272)	414 (253)	6 (6)	1074
Grand Total 3,636 systems	109 (68)	69 (55)	3 (1)	286 (219)	2,142 (654)	856 (557)	11 (11)	3476

* Numbers in parenthesis indicate the count of systems incurring the specified violations.

3.1 REVISED TOTAL COLIFORM RULE

The Revised Total Coliform Rule, effective in April 2016, is a revision of the 1989 Total Coliform Rule and is the only microbial rule that applies to all 3,636 New Jersey public water systems, including all transient noncommunity water systems. Under the Revised Total Coliform Rule, systems are required to monitor for the presence of total coliform and *E. coli* in drinking water at a frequency based on the type of water system and the number of people served. Community water systems and seasonal noncommunity water systems sample monthly while non-seasonal noncommunity water systems sample quarterly.

Total coliform bacteria are generally not harmful themselves, but their presence in drinking water indicates a potential pathway for contamination into the distribution system. However, the presence of *E. coli*, a type of coliform bacteria, does indicate a health risk. To address this risk, the Revised Total Coliform Rule adopts a “find and fix” approach which requires the water system to conduct an assessment based on the frequency and severity of the contamination to identify problems and take subsequent corrective action within a specified timeframe. A basic, or Level

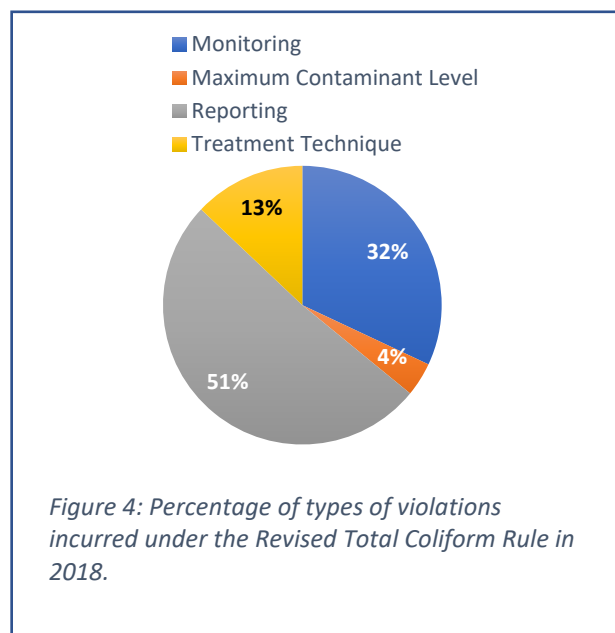
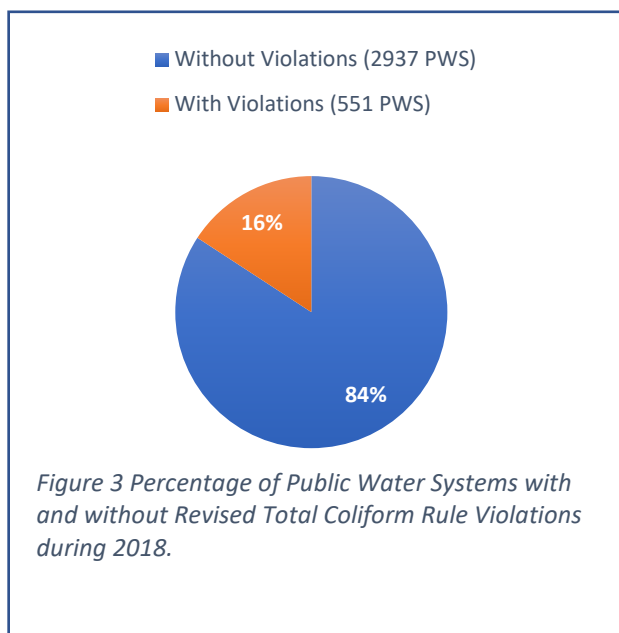
1 Assessment, is required based on the confirmed presence of total coliform bacteria, while a more comprehensive, or Level 2 Assessment, is required for systems with serious and/or chronic issues i.e. systems with a confirmed *E. coli* presence or repeated total coliform positive results within a rolling 12-month period.

In 2018, only 1% of public water systems had Revised Total Coliform Rule MCL violations and 3% had Revised Total Coliform Rule treatment technique violations; these are the violation types that can have the most serious acute health effects on consumers. Table 4 below lists the details for all violations incurred under the Revised Total Coliform Rule. Figure 3 shows the overall percentage of public water systems that incurred Revised Total Coliform Rule violations and Figure 4 shows the percentage of each type of violation incurred. Further details concerning each type of violation are provided in Sections 3.1.1 through 3.1.3.

Table 4: Revised Total Coliform Rule violations by system type for Maximum Contaminant (MCL) Level Exceedances, Treatment Techniques (TT), Monitoring, and Reporting for 2018.

Type of System	Violation Type*				Total of Violations
	MCL	TT	Monitoring	Reporting	
Community	2 (2)	10 (6)	35 (28)	88 (85)	135
Nontransient Noncommunity	15 (10)	14 (9)	28 (23)	56 (53)	113
Transient Noncommunity	21 (18)	101 (77)	246 (170)	350 (244)	718
Grand Total	38	125	309	494	966

* Numbers in parenthesis indicate the count of systems incurring the specified violations.



3.1.1 REVISED TOTAL COLIFORM RULE: MAXIMUM CONTAMINANT LEVEL VIOLATIONS

Under the Revised Total Coliform Rule, a violation is not issued based on the confirmed presence of total coliform. Instead, when the presence of total coliform is confirmed (i.e. at least one (1) repeat sample is positive, or repeat samples are not collected and therefore assumed to be positive), the water system is required to conduct a basic Level 1 Assessment to identify and eliminate the potential pathways for contamination. Systems that trigger a second Level 1 Assessment within a rolling 12-month period are also required to conduct the more comprehensive Level 2 Assessment.

If it is determined *E. coli* is present in the water system, an acute MCL violation is incurred and a Level 2 Assessment is required. A Boil Water Advisory must also be issued until the violation has been resolved.

In 2018, of the 38 *E. coli* positive MCL violations at 30 public water systems; as of April 9, 2019, 21 of the 30 (70%) public water systems had returned to compliance.

3.1.2 REVISED TOTAL COLIFORM RULE: TREATMENT TECHNIQUE VIOLATIONS

Under the Revised Total Coliform Rule, systems that fail to complete the required Level 1 or Level 2 Assessment within 30 days of triggering the need for the assessment are issued treatment technique violations. Systems that complete their Level Assessments but fail to complete the corrective actions required to remedy the situation, also receive a treatment technique violation.

In 2018, 112 treatment technique violations were issued for the failure to conduct a required Level 1 or Level 2 Assessment at 86 public water systems and 13 treatment technique violations were issued for the failure to complete required corrective actions at 13 public water systems. As of April 9, 2019, 50 of the 86 (58%) public water systems completed their Level 1 or Level 2 Assessment and returned to compliance and 7 of the 13 (54%) public water systems completed their required corrective actions and returned to compliance. Note that a single system may have multiple violations, thus the total number of systems listed in Table 4 above is different from the number outlined here.

3.1.3 REVISED TOTAL COLIFORM RULE: MONITORING & REPORTING VIOLATIONS

Under the Revised Total Coliform Rule, M&R violations are tracked separately as two different violations and not combined as a single M&R violation as they were under the 1989 Total Coliform Rule.

In 2018, the NJDEP issued 309 monitoring violations at 221 public water systems. As of April 9, 2019, 102 (46%) public water systems subsequently monitored properly and were returned to compliance. There were 494 reporting violations issued to 356 public water systems; as of April 9, 2019, 276 (77%) public water systems returned to compliance. Note that a single system may have incurred both monitoring and reporting violations, thus the total number of systems listed in Table 4 is different from the number outlined here.

3.1.4 REVISED TOTAL COLIFORM RULE: SAMPLE SITING PLAN VIOLATIONS

In 2018, the NJDEP requested that 75 public water systems submit their Revised Total Coliform Rule Sample Siting Plans and violations were subsequently issued to 34 water systems for failure to submit the plans as requested. As of April 9, 2019, 25 (74%) of the public water systems have submitted their sample plan and returned to compliance. NJDEP is requesting, on a staggered basis, Revised Total Coliform Rule Sample Siting Plans from the remaining 504 community water systems and reviews of these plans will be conducted.

3.1.5 REVISED TOTAL COLIFORM RULE: SEASONAL WATER SYSTEM SPECIFIC VIOLATIONS

Seasonal water systems are a subcategory of noncommunity water systems established under the Revised Total Coliform Rule. A seasonal water system is defined as a noncommunity water system that is not operated on a year-round basis and starts up and shuts down at the beginning and end of each operating season. A seasonal water system may be more susceptible to water quality problems because the system is periodically inactive or depressurized. Therefore, seasonal water systems are required to demonstrate completion of a state-approved start-up procedure to ensure that the system is free of microbial contamination prior to the beginning of its operating season, and they must monitor monthly for the duration of their operating season. In 2018 there were 462 water systems classified as seasonal systems in New Jersey. In 2018, 124 (27%) seasonal systems incurred a violation of their seasonal start up requirements.

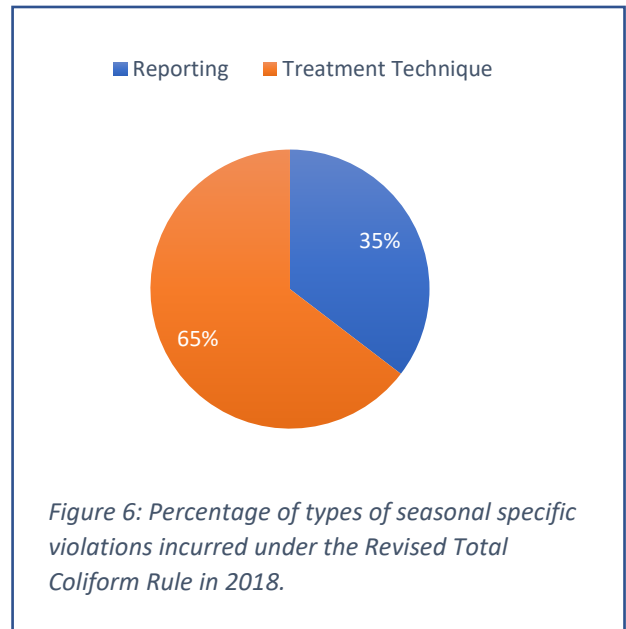
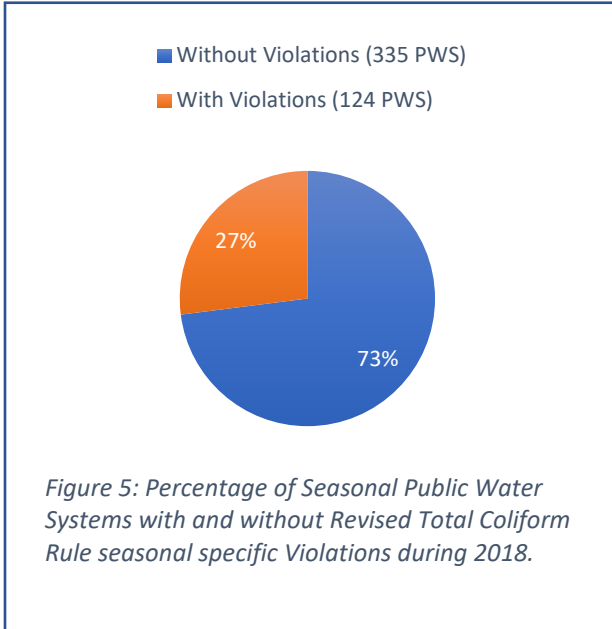
In New Jersey, the start-up procedure requires all seasonal water systems to collect a total coliform sample prior to opening. The sample must be negative for total coliform, and the system must submit a certification that the start-up sample was taken correctly.

New Jersey ensures that seasonal systems follow this start-up procedure prior to opening their systems by reviewing both the start-up sample result and the certification from the system. Systems that do not provide a seasonal start-up sample receive a treatment technique violation. Systems that collected a start-up sample prior to opening but did not submit their start-up certification on time receive a reporting violation. In 2018, 86 treatment technique violations were issued to 84 public water systems for the failure to provide a seasonal start-up sample and 46 reporting violations were issued to 46 systems for failing to submit a timely seasonal start-up certification. As of April 9, 2019, 86 (69%) of the 124 systems with treatment techniques and/or reporting violations supplied the necessary information and returned to compliance. Table 5 shows the breakdown of violations by noncommunity water system type. Figure 5 shows the overall percentages of violations incurred by seasonal water systems and Figure 6 shows the percentage of each type of violation incurred.

Table 5: Revised Total Coliform Rule violations for seasonal systems only by system type for Treatment Techniques and Reporting for 2018.

Type of System	Treatment Technique *	Reporting	Total of Violations
Nontransient Noncommunity	84 (82)	45 (45)	129
Transient Noncommunity	2 (2)	1 (1)	3
Grand Total	86	46	132

*Numbers in parenthesis indicate the count of systems incurring the specified violations.



3.2 GROUND WATER RULE

The Federal Ground Water Rule, effective December 1, 2009, was designed to increase protection against microbial pathogens, such as *E. coli* and viruses, in public water systems that use ground water sources. The major provisions of the rule require triggered source water monitoring when total coliform is detected in the distribution system and periodic sanitary surveys to identify deficiencies that could lead to contamination.

Systems with *E. coli* in their source water are required to take corrective actions to reduce the risk from any identified deficiencies to protect drinking water consumers. Corrective actions include, but are not limited to, removing the source of the contamination, drilling a new well, and/or installing 4-log treatment to ensure virus inactivation.

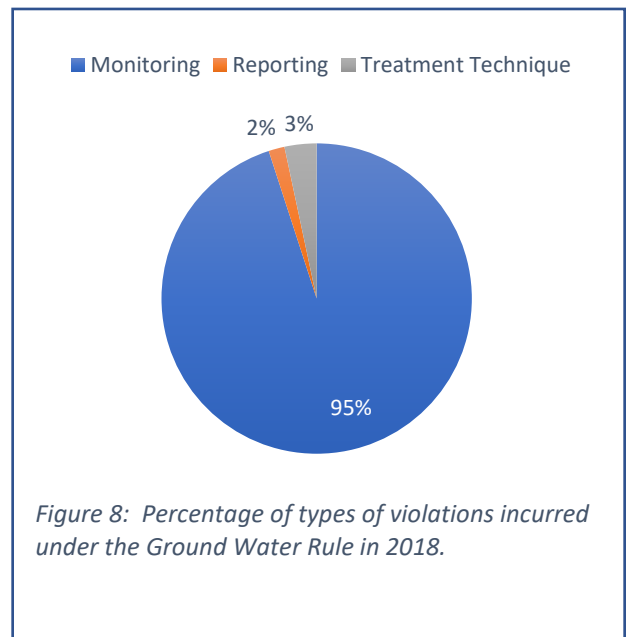
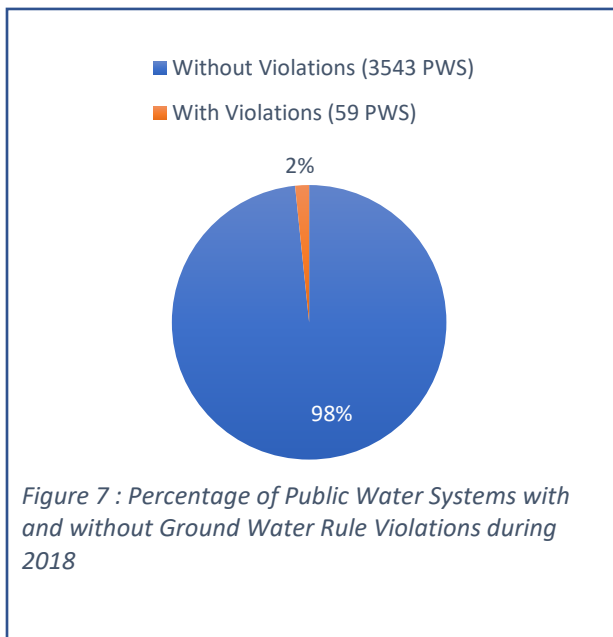
In 2018, only 2% of public water systems incurred a Ground Water Rule violation. Of that 2%, the majority of the violations were monitoring violations. Table 6 below lists the details for all violations incurred under the Ground Water Rule. Figure 7 shows the overall percentage of public water systems that incurred Ground Water Rule violations and Figure 8 shows the percentage of

each type of violation incurred. Further details concerning each type of violation are provided in Sections 3.2.1 and 3.2.2.

Table 6: Ground Water Rule violations by system type for Treatment Techniques, Monitoring, and Reporting for 2018.

Type of System	Violation Type*			Total of Violations
	Treatment Techniques	Monitoring	Reporting	
Community	-	26 (21)	-	26
Nontransient Noncommunity	-	6 (5)	-	6
Transient Noncommunity	2 (2)	32 (31)	1 (1)	35
Grand Total	2	64	1	67

* Numbers in parenthesis indicate the count of systems incurring the specified violations.



The Ground Water Rule was designed to work in parallel with the Total Coliform and Revised Total Coliform Rules and trigger activities when total coliforms are found in a water system’s distribution system; therefore, there are no established MCLs under the Ground Water Rule. All violations under the Ground Water Rule are for failure to complete triggered activities or for failure to monitor as required.

3.2.1 GROUND WATER RULE: TREATMENT TECHNIQUE VIOLATIONS

Once a public water system has determined that they have contamination in their source, they are required to take corrective actions to remedy the contamination. Any system that fails to take corrective actions incurs a treatment technique violation.

In 2018, the NJDEP issued 2 treatment technique violations to 2 public water systems. As of April 9, 2019, both public water systems (100%) have addressed their source contamination and have been returned to compliance.

3.2.2 GROUND WATER RULE: MONITORING & REPORTING VIOLATIONS

If total coliform is detected in the distribution system, source water monitoring is triggered. If subsequent triggered monitoring indicates that there is *E. coli* in a source, additional monitoring of the source is then required. If the additional monitoring indicates that the source is contaminated, systems are required to consult with the State regarding their proposed corrective actions, and then complete corrective actions to remedy the contamination.

If the additional monitoring does not confirm that the source is contaminated, New Jersey requires the system to conduct assessment monitoring of their source monthly for one (1) year to ensure that there is no contamination in the source. Failure to complete any of the above types of monitoring results in the issuance of an M&R violation.

In 2018, there were 64 M&R violations for failure to conduct triggered and/or additional monitoring issued to 57 public water systems; as of April 9, 2019, 24 (42%) of these public water systems subsequently monitored and/or reported properly and were returned to compliance. All public water systems that were required to perform assessment monitoring did so and no violations for failure to public water systems assessment monitoring were issued.

In 2018, one (1) public water system failed to consult with the State and incurred a reporting violation; this system has subsequently returned to compliance.

3.3 DISINFECTANTS AND DISINFECTION BY-PRODUCT RULE: TOTAL TRIHALOMETHANES, TOTAL HALOACETIC ACIDS AND DISINFECTANT BY-PRODUCT PRECURSORS

The Stage 1 and Stage 2 Disinfectants and Disinfection Byproduct Rule applies to all community water systems and nontransient noncommunity water systems that add a chemical disinfectant to their drinking water treatment process or that deliver disinfected water that had been treated with a chemical disinfectant. The Stage 2 portion of the rule also requires systems to conduct monitoring for compliance with disinfection by-product MCLs. Stage 2 of the Disinfectants and Disinfection By-Product Rule built upon the original rule by requiring MCLs for disinfection by-products to be calculated at each location that is required to be monitored; this is known as a “locational running annual average”. Since disinfection by-products form and degrade over time and under varying conditions, having a locational running annual average increases the protection provided by the rule by ensuring that all parts of the water system are in compliance with the MCLs (as shown in the sidebar). The Stage 2 portion of the rule includes requirements that systems proactively identify problem areas within their distribution system by calculating operational evaluation levels, which are an estimated level of disinfection by-products based on three (3) quarters of monitoring results, plus an assumed fourth quarter result. If an operational evaluation level is exceeded, the system must perform an evaluation of their system and submit a report on any actions that they can proactively take to prevent a future MCL exceedance. Finally, the Stage 2 portion of the rule includes monitoring requirements at consecutive systems i.e. those systems that purchase all of their treated water from another system and have no sources of their own, who were not required to monitor under the original Rule.

Disinfectants and Disinfection Byproduct Rule Maximum Contaminant Levels
Trihalomethanes (TTHM) 80 µg/l [ppb] running annual average. Total of Dichlorobromomethane, Chlorodibromomethane, Bromoform and Chloroform.
Haloacetic Acids (HAA5) 60 µg/l ppb running annual average. Total of Monochloroacetic, Dichloroacetic, Trichloroacetic,

The Stage 1 portion of the rule requires monitoring for disinfectant residuals at the same time and place as total coliform monitoring and sets a MRDL of 4.0 mg/l in the distribution system. Finally, the Stage 1 portion of the rule establishes monitoring and level criteria for disinfectant precursors at public water systems that use a surface water source, and licensed operator requirements for all community and nontransient noncommunity water systems that utilize a chemical disinfectant.

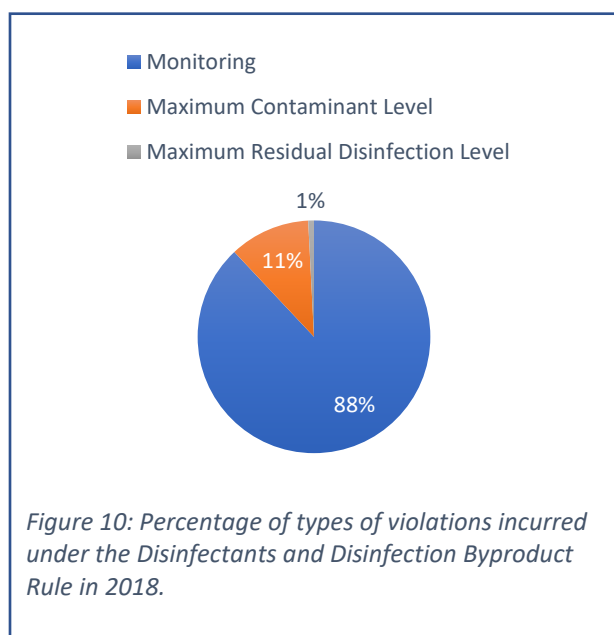
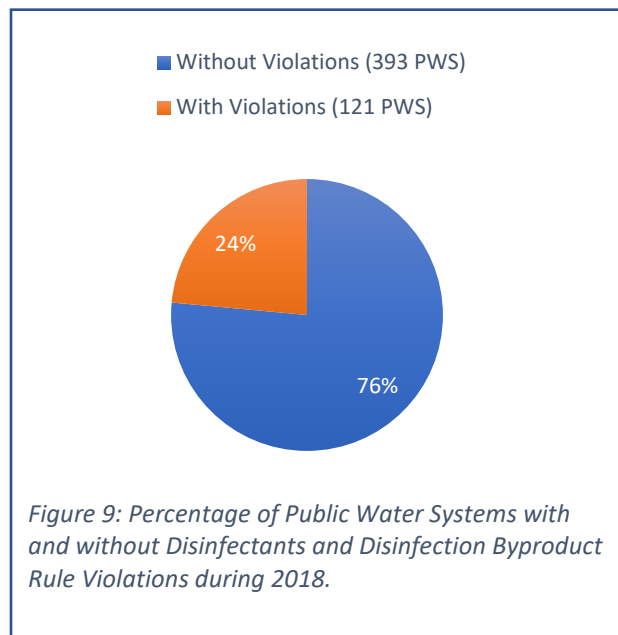
Any system that does not meet the established limits for disinfection by-products and/or disinfection residuals incurs an MCL and/or MRDL violation and any system that fails to complete the required monitoring incurs an M&R violation. Any system that does not meet the disinfectant precursors criteria or fails to comply with the licensed operator provision incurs a treatment technique violation. Any system that fails to prepare and submit an action report after exceeding an operational evaluation level incurs a reporting violation.

In New Jersey, 514 systems employ chemical disinfection and are regulated under the Disinfectants and Disinfection By-Product Rules. In 2018, 125 (24%) public water systems incurred a violation of the Disinfectants and Disinfection By-Product Rule requirements. Only 11% of violations incurred are MCL and 1% are MRDL violations. Table 7 below lists the details for all violations incurred under the Disinfectants and Disinfection By-Product Rules. Figure 9 shows the overall percentage of public water systems that incurred Disinfectants and Disinfection By-Product Rule violations and Figure 10 shows the percentage of each type of violation incurred. Further details concerning each type of violation are provided in Sections 3.3.1 and 3.3.3.

Table 7: Disinfectant and Disinfection By-Product Rule violations by system type for Maximum Contaminant (MCL) Level Exceedances, Maximum residual disinfectant levels (MRDL) exceedances, Treatment Techniques (TT), Monitoring, and Reporting for 2018.

Type of System	Violation Type*					Total of Violations
	MCL	MRDL	TT	Monitoring	Reporting	
Community	33 (14)	-	-	186 (85)	1 (1)	220
Nontransient Noncommunity	-	3 (1)	-	43 (24)	-	46
Grand Total	33	3		229	1	266

* Numbers in parenthesis indicate the count of systems incurring the specified violations.



3.3.1 DISINFECTANTS AND DISINFECTION BY-PRODUCT RULE: MAXIMUM CONTAMINANT LEVEL & MAXIMUM RESIDUAL DISINFECTANT LEVEL VIOLATIONS

In 2018, 33 violations were issued for exceeding the TTHM and /or HAA5 MCL at 14 public water systems. As of April 9, 2019, one (1) of the 14 (7%) public water systems met the MCL and was

returned to compliance. In 2018, three (3) MRDL violations were issued to one (1) public water system for failing to meet the MRDL, and as of April 9, 2019, this system has met the MRDL and was returned to compliance.

3.3.2 *DISINFECTANTS AND DISINFECTION BY-PRODUCT RULE: TREATMENT TECHNIQUE VIOLATIONS*

In 2018, all public water systems were in compliance with the Stage 1 and Stage 2 treatment technique requirements, which means that all disinfection by-product precursor requirements were met as well as the requirement to have a Licensed Operator of the correct classification.

3.3.3 *DISINFECTANTS AND DISINFECTION BY-PRODUCT RULE: MONITORING & REPORTING VIOLATIONS*

In 2018, the NJDEP issued 229 M&R violations at 109 public water systems. As of April 9, 2019, 77 (71%) public water systems subsequently monitored and/or reported properly and were returned to compliance.

In 2018, the NJDEP issued one (1) reporting violation to one (1) public water system that exceeded an operational evaluation level and failed to prepare and submit the required Operational Evaluation Level Report. This system has subsequently completed and submitted their Operational Evaluation Level Report and they have been returned to compliance.

3.4 SURFACE WATER TREATMENT RULES

The Surface Water Treatment Rules establish standards for the treatment of both surface water and groundwater under the direct influence of surface water systems. The Surface Water Treatment Rules also apply to systems without their own sources that purchase surface water or groundwater under the direct influence of surface water.



Public water systems that use surface water or groundwater under the direct influence of surface water sources are required to use filtration and disinfection to achieve a minimum of 2 log removal and/or inactivation of *Cryptosporidium*, 3 log removal and/or inactivation of *Giardia lamblia* and 4 log removal and/or inactivation of viruses. For systems using conventional filtration or direct filtration, the turbidity level of representative samples of a system's filtered water must be less than or equal to 0.3 nephelometric turbidity units (NTU) in at least 95 percent of the measurements taken each month and the turbidity level of the

representative samples of a system’s filtered water must at no time exceed 1 NTU. For systems that use slow-sand or diatomaceous earth filtration, the turbidity level of representative samples of a system’s filtered water must be less than or equal to 1.0 NTUs in at least 95 percent of the measurements taken each month and the turbidity level of the representative samples of a system’s filtered water must at no time exceed 5 NTU. Systems that use an alternative filtration method must demonstrate its effectiveness by meeting limits that are set by the State, but they can at no time exceed 1.0 NTUs in 95 percent of their monthly samples or 5 NTUs in any individual sample. Any public water system that exceeds these limits must identify the filter(s) which were operating at a sub-standard level by performing a filter profile, filter self-assessment and/or a comprehensive performance evaluation.

Public water systems that use surface water or groundwater under the direct influence of surface water sources are also required to continuously monitor for disinfection residuals at the entry point to their distribution system, and the disinfectant residuals cannot be <0.2 mg/L for more than four (4) hours. All surface water, groundwater under the direct influence of surface water and their purchasing systems must also monitor for disinfection residuals within the distribution system, and they must maintain a detectable residual in at least 95% of their samples.

Since there are various ways of applying disinfection and multiple forms of filtration, the above limits are not considered MCLs. Any water system that does not meet the disinfection and/or turbidity limits requirements incurs a treatment technique violation.

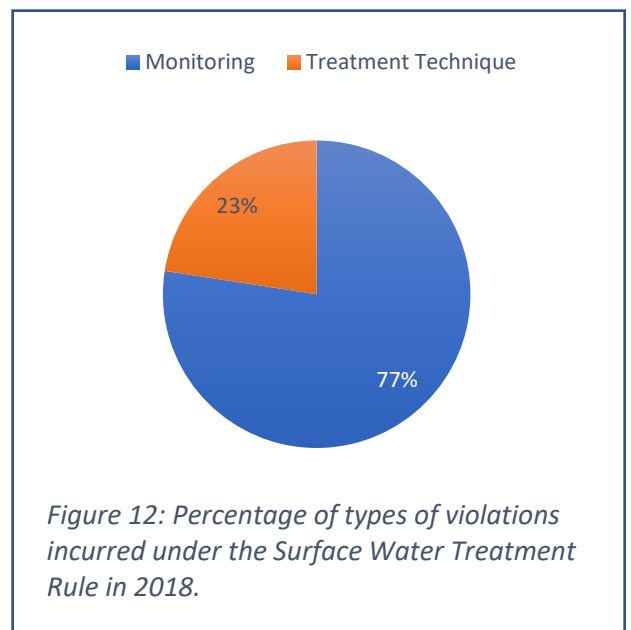
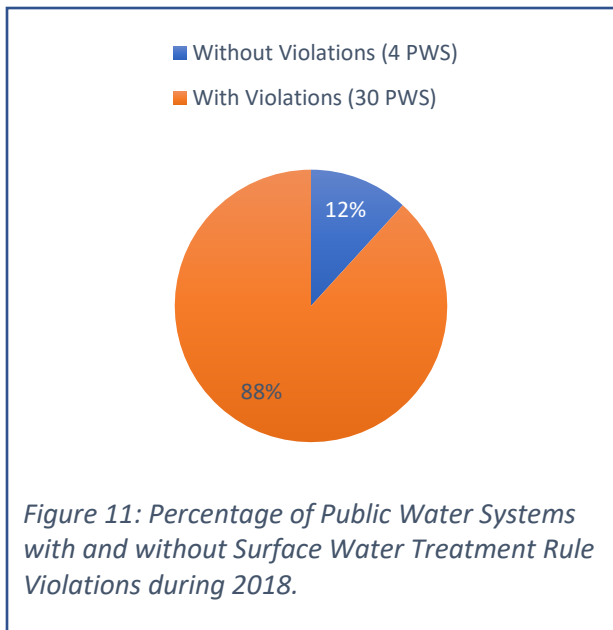
Any system that fails to complete a required filter profile, filter self-assessment and/or a comprehensive performance evaluation incurs a M&R violation. Any system that fails to complete the required monitoring also incurs an M&R violation.

In New Jersey, 34 public water systems are regulated under the Surface Water Treatment Rules. In 2018, 88% of these public water systems incurred a Surface Water Treatment Rule violation. Table 8 lists the details for all violations incurred under the Surface Water Treatment Rule and the Long-Term Enhanced Surface Water Treatment Rule. Figure 11 shows the overall percentage of public water systems that incurred Surface Water Treatment Rule violations and Figure 12 shows the percentage of each type of violation incurred. Further details concerning each type of violation are provided in Sections 3.4.1 through 3.4.3.

Table 8: Surface Water Treatment Rule and Long-Term 2 Enhanced Surface Water Treatment Rule violations by system type for Treatment Techniques (TT) and Monitoring for 2018.

Type of System	Violation Type*		Total of Violations
	TT	Monitoring	
Community	8 (6)	30 (24)	38
Nontransient Noncommunity	4 (1)	-	4
Grand Total	12	30	42

* Numbers in parenthesis indicate the count of systems incurring the specified violations.



3.4.1 SURFACE WATER TREATMENT RULE: TREATMENT TECHNIQUE VIOLATIONS

In 2018, 11 violations were issued for not meeting the combined turbidity filter effluent limits at seven (7) public water systems. As of April 9, 2019, five (5) of these public water systems (71%) met the combined turbidity filter effluents and were returned to compliance. There was also one (1) treatment technique violation issued to one (1) public water system for failure to maintain a detectable residual in the distribution system, and this system has also returned to compliance.

3.4.2 SURFACE WATER TREATMENT RULE: MONITORING & REPORTING VIOLATIONS

In 2018, New Jersey had 100% compliance with the filter profile, filter self-assessment and/or a comprehensive performance evaluation requirements. In 2018, 29 M&R violations were issued to 23 public water systems; as of April 9, 2019, 14 (61%) public water systems subsequently monitored and reported their results properly and were returned to compliance.

3.4.3 LONG-TERM 2 ENHANCED SURFACE WATER TREATMENT RULE VIOLATIONS

The Long-Term 2 Enhanced Surface Water Treatment Rule was established to identify higher levels of pathogens in source water and requires any system that utilizes higher risk source waters to install additional treatment. All surface water and groundwater under the direct influence of surface water systems were required to monitor for of *Cryptosporidium* and *Giardia* in their source(s) for two (2) rounds of monitoring, six (6) years apart and staggered by public water system population. Systems that served a population under 10,000 were allowed to monitor for *E. coli* as an indicator species for *Cryptosporidium*. Based on the results of their source water monitoring, systems were categorized into “Bins” with any higher-level Bins requiring additional treatment.

Any public water system that is required to install additional treatment and fails to do so incurs a treatment technique violation and any system that fails to complete the required Long-Term 2 Enhanced Surface Water Treatment Rule monitoring incurs an M&R violation. In 2018, one (1) M&R violation was issued to one (1) public water system; that system has subsequently monitored and has returned to compliance. No treatment technique violations were issued in 2018.

3.5 INORGANIC COMPOUNDS RULE

Inorganic contaminants are non-carbon based compounds such as metals, nitrates, and asbestos. These contaminants are naturally occurring in some water, but can get into water through farming, chemical manufacturing, and other human activities. Table 9 lists the MCLs that USEPA has established for 15 inorganic contaminants; note that New Jersey has set a more stringent MCL for arsenic. Of the fifteen regulated contaminants, only one (1), nitrate, has an MCL based on an acute health-based level.

Asbestos is regulated on a nine (9) year compliance cycle, with the current cycle beginning in 2011 and ending in 2019. The federal regulations allow States to issue monitoring waivers for asbestos, and USEPA has approved NJDEP’s asbestos monitoring waiver program. 986 waivers have been issued for asbestos monitoring. Waivers were not issued to systems located in areas of the State where asbestos could be naturally occurring in the geologic formations or to systems that have asbestos cement pipe in their inventory.

Any public water system that exceeds an inorganic MCL, incurs an MCL violation and any system that fails to complete the required monitoring incurs an M&R violation. Note that an inorganic chemical analysis includes up to 13 analytes and each missed sample is counted as a separate M&R violation.

In 2018, a total of 3558 public water systems were required to monitor for nitrate. Of these, only 5% incurred a nitrate violation. Table 10 and Figure 13 show the overall nitrate violations incurred by public water systems by system type and percentage of public water systems that incurred violations. Figure 14 shows the percentage of each type of violation incurred.

Table 9: Maximum Contaminant Levels (MCLs) for Inorganic Compounds

Contaminant	MCL (µg/l)
Antimony	6
Arsenic	5 *
Asbestos	7 x 10 ⁶ fibers/l >10 µm
Barium	2,000
Beryllium	4
Cadmium	5
Chromium	100
Cyanide	200
Fluoride	4,000
Mercury	2
Nickel	+
Nitrate [as nitrogen]	10,000
Nitrite	1,000
[combined nitrate/nitrite]	10,000
Selenium	50
Thallium	2

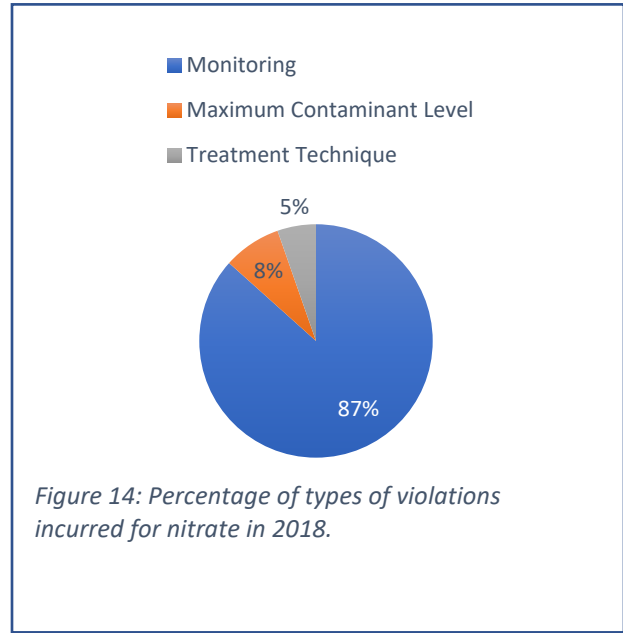
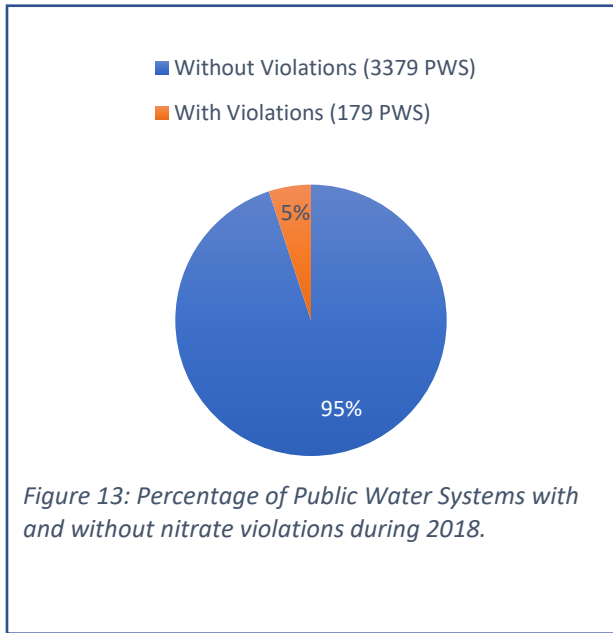
+ No MCL – Monitoring Required

* N.J. MCL [A-280]

Table 10: Nitrate/Nitrite violations by system type for Maximum Contaminant (MCL) Level Exceedances, Treatment Techniques (TT), and Monitoring for 2018.

Type of System	Violation Types*			Total of Violations
	MCL	TT	Monitoring	
Community	4 (3)	1 (1)	51 (27)	56
Nontransient Noncommunity	3 (2)	-	25 (25)	28
Transient Noncommunity	12 (10)	11 (9)	121 (110)	144
Grand Total	19	12	197	228

* Numbers in parenthesis indicate the count of systems incurring the specified violations.



In 2018, a total of 1209 public water systems were required to monitor for the additional contaminants regulated under the Inorganic Compounds Rule. Of these, only 1% incurred a violation. most of which were M&R violations. Table 11 provides details for all Inorganic Compound Rule violations, except nitrate, incurred by public water systems by system type. Note that the arsenic and mercury MCL violations were at the same water system, thus the total number of systems listed in the table below is different than the numbers outlined above.

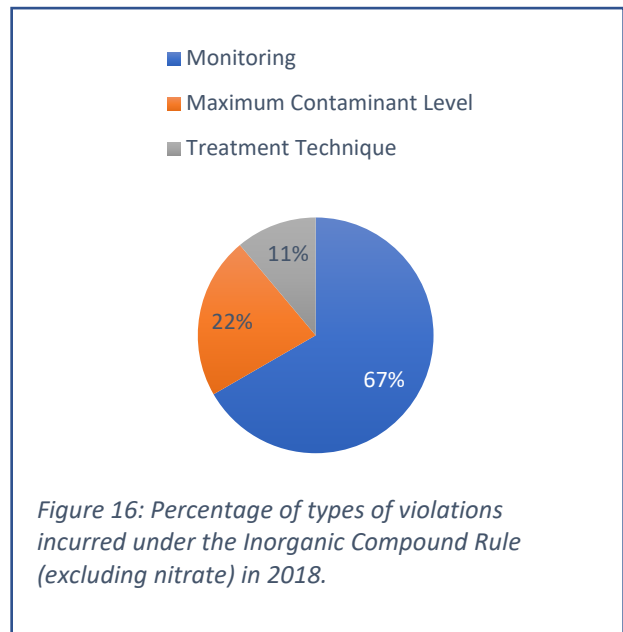
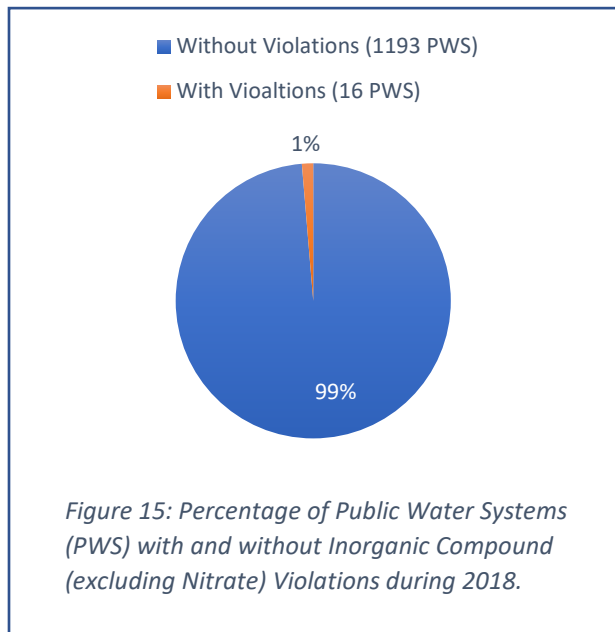
Figure 15 shows the overall percentage of public water systems that incurred Inorganic Compound violations and Figure 16 shows the percentage of each type of violation incurred. Further details concerning each type of violation are provided in Sections 3.5.1 through 3.5.3.

Table 11: Inorganic Compound Rule violations (excluding nitrate/nitrite violations) by system type for Maximum Contaminant (MCL) Level Exceedances, Treatment Techniques (TT), and Monitoring for 2018.

Type of System	Violation Types*			Total of Violations
	MCL	TT	Monitoring	
Community	-	-	5 (2)	5
Nontransient Noncommunity	4 (1)	-	6 (6)	10
Transient Noncommunity **	4 (3)	2 (2)	4 (4)	10
Grand Total	8	2	15	25

* Numbers in parenthesis indicate the count of systems incurring the specified violations.

**Though the Federal SDWA Inorganic Compound Rule does not apply to transient noncommunity systems, New Jersey requires transient noncommunity water system daycare facilities to meet the rule.



3.5.1 INORGANIC COMPOUNDS: MAXIMUM CONTAMINANT LEVEL VIOLATIONS

In 2018, the NJDEP issued 27 MCL violations at 19 public water systems; 19 of these violations were for nitrate, six (6) were for arsenic and two (2) were for mercury. As of April 9, 2019, 13 (68%) public water systems subsequently met the MCL and were returned to compliance. All of the remaining Inorganic Compound Rule MCLs were met in 2018.

3.5.2 INORGANIC COMPOUNDS: MONITORING & REPORTING VIOLATIONS

There were 212 M&R violations issued to 174 public water system; as of April 9, 2019, 135 (78%) public water systems subsequently monitored and/or reported properly and were returned to compliance.

3.5.3 INORGANIC COMPOUNDS: TREATMENT TECHNIQUE VIOLATIONS

New Jersey has state regulations that require any public water system that installs a treatment device or process to bring their water into compliance with any applicable MCL to monitor for that contaminant on a quarterly frequency and maintain the treatment in good working order. Any public water system that fails to maintain their treatment as required incurs a state treatment technique violation. *Note that these violations are NOT reported to USEPA and are not found in the Enforcement and Compliance History Online tool.*

In New Jersey, 199 systems have treatment installed for nitrate removal. In 2018, 12 state treatment technique violations for failure to maintain nitrate treatment systems were issued at ten (10) public water systems. As of April 9, 2019, six (6) of these public water systems (60%) performed maintenance on their treatment and were returned to compliance.

In New Jersey, 17 systems, including nine (9) transient noncommunity water systems, have treatment installed for arsenic removal. In 2018, two (2) state treatment technique violations were issued at two (2) of the transient noncommunity water systems for failure to maintain their arsenic removal systems. As of April 9, 2019, both systems (100%) performed maintenance on their treatment and were returned to compliance.



3.6 VOLATILE ORGANIC COMPOUNDS RULE

Volatile organic compounds are carbon-based, such as industrial solvents and pesticides. These contaminants generally get into water through runoff from cropland, discharge from factories and/or leaking underground storage tanks. Table 12 lists the MCLs that USEPA and New Jersey have established for 26 volatile organic compounds; as discussed in Section 2.3.2 above, New Jersey has set more stringent MCLs for 12 volatile organic compounds.

In 2018, a total of 1229 public water systems were required to monitor for volatile organic compounds. Of these, only 3% incurred a violation and most of the violations were M&R violations. Table 13 provides details for all violations incurred under the Volatile Organic Compounds Rule and Figure 17 shows the overall percentage of public water systems that incurred Volatile Organic Compound Rule violations, and Figure 18 shows the percentage of each type of violation incurred. Further details concerning each type of violation are provided in Sections 3.6.1 and 3.6.2.

Table 12: Maximum Contaminant Levels (MCLs) for Volatile Organic Compounds

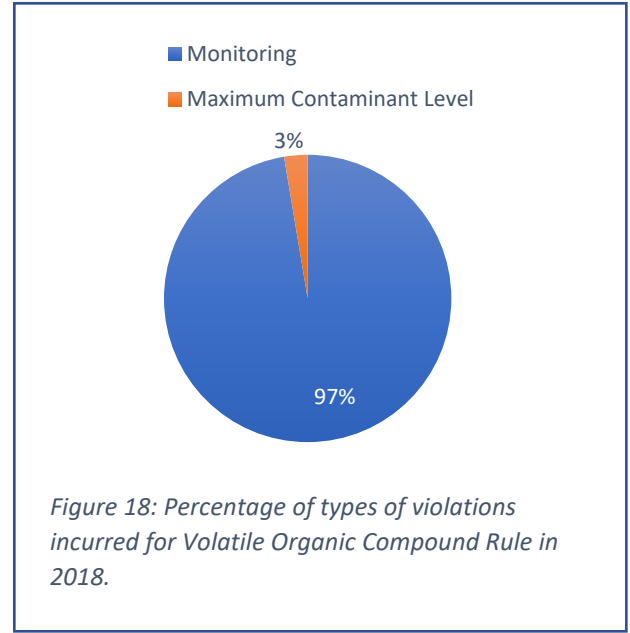
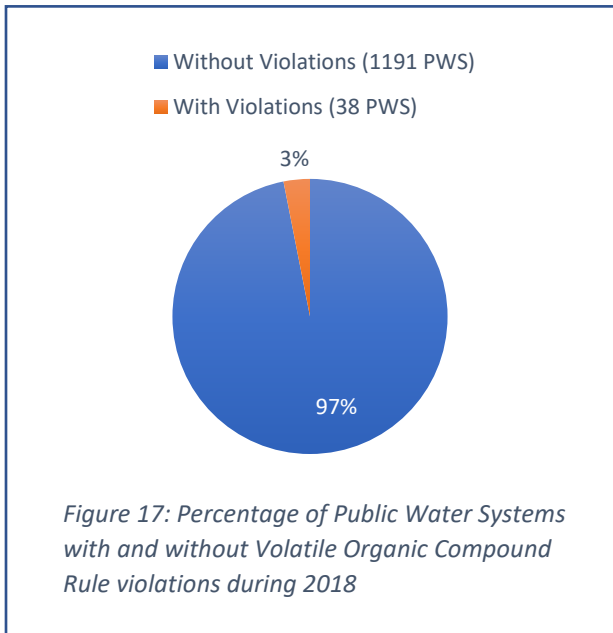
Contaminant	MCL (µg/l)
Benzene	1*
Carbon Tetrachloride	2*
Chlorobenzene	50
1,2-Dichlorobenzene	600
1,3-Dichlorobenzene	600*
1,4-Dichlorobenzene	75
1,1-Dichloroethane	50*
1,2-Dichloroethane	2*
1,1-Dichloroethylene	2*
cis-1,2-Dichloroethylene	70
trans-1,2-Dichloroethylene	100
1,2-Dichloropropane	5
Ethylbenzene	700
Methyl tertiary Butyl Ether	70*
Methylene Chloride	3*
Monochlorobenzene	50*
Naphthalene	300*
Styrene	100
1, 1,2,2-Tetrachloroethane	1*
Tetrachloroethylene	1*
Toluene	1,000
1,2,4-Trichlorobenzene	9*
1,1,1-Trichloroethane	30*
1,1,2-Trichloroethane	3*
Trichloroethylene	1*
Vinyl Chloride	2
Xylenes [Total]	1,000*

* N.J. MCL [A-280]

Table 13: Volatile Organic Compound Rule violations by system type for Maximum Contaminant (MCL) Level Exceedances and Monitoring for 2018.

Type of System	Violation Types*		Total of Violations
	MCL	Monitoring	
Community	2 (1)	383 (17)	385
Nontransient Noncommunity	-	431 (19)	431
Grand Total	2	814	816

*Numbers in parenthesis indicate the count of systems incurring the specified violations.



3.6.1 VOLATILE ORGANIC COMPOUNDS: MAXIMUM CONTAMINANT LEVEL VIOLATIONS

In 2018, the NJDEP issued two (2) MCL violations for exceeding the State limit for 1,1 dichloroethylene at one (1) public water system. The system did not exceed the federal limit (7 µg/l) for this compound. As of April 9, 2019, this system has not met the MCL, but they have submitted a remedial measures report and are working with the Division to achieve compliance with the MCL. All the remaining volatile organic compound MCLs were met in 2018.

3.6.2 VOLATILE ORGANIC COMPOUNDS: MONITORING & REPORTING VIOLATIONS

If a water system fails to collect the entire group of volatile organic compounds, as required under both federal and state SDWAs, although one (1) violation is issued to the water system, 26 individual violations are created by the SDWIS/State data system and reported to USEPA. There were 814 individual M&R violations issued to 36 public water system; as of April 9, 2019, 32 (89%) public water systems subsequently monitored and/or reported properly and were returned to compliance.

3.7 RADIOLOGICAL RULE

The Radiological Rule was established by USEPA to improve public health by reducing exposure to radionuclides in drinking water and thus reducing the risk of cancer.

Radioactive particles occur both naturally in water and as a result of human activity. USEPA has established MCL limits for gross alpha particle activity (including radium-226 and excluding radon and uranium), combined radium 226/228, beta photon emitters*, and uranium as shown in the sidebar.

Radiological Maximum Contaminant Levels

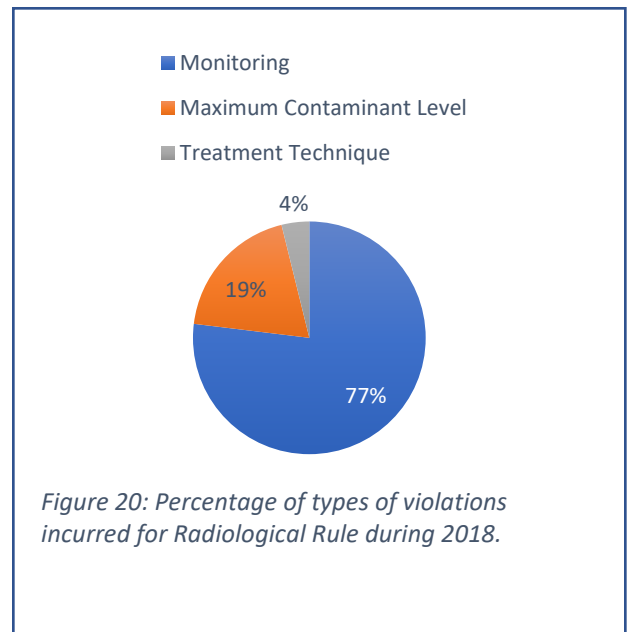
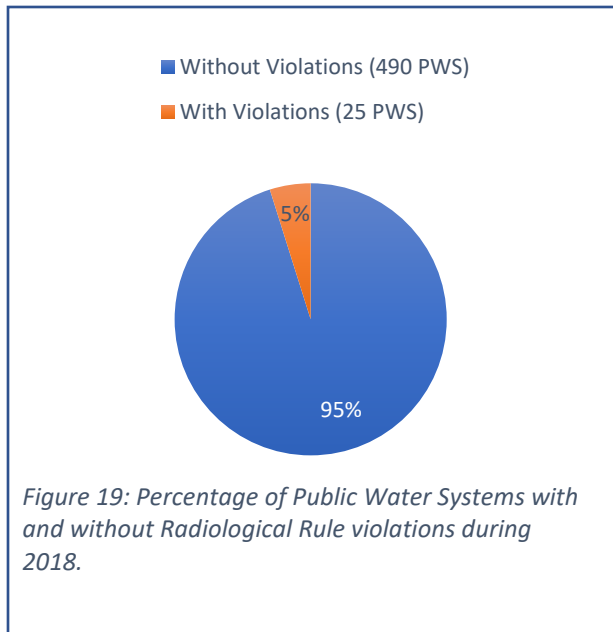
- Combined radium 226/228 = 5 picocuries/l (pCi/l);
- Gross alpha particle radioactivity (including radium 226 but excluding radon and uranium) = 15 pCi/l;
- Uranium = 30 µg/l.
- New Jersey has determined that there are no water systems in the state that are vulnerable to beta photon emitters and therefore does not require monitoring.

In 2018, a total of 515 public water systems, including any nontransient noncommunity water systems with radionuclide removal treatment, were required to monitor for radionuclides. Of these, only 5% incurred a violation, the majority of which were M&R violations. Table 14 provides details for all violations incurred under the Radiological Rule. Figure 19 shows the overall percentage of public water systems that incurred Radiological Rule violations, and Figure 20 shows the percentage of each type of violation incurred. Further details concerning each type of violation are provided in Sections 3.7.1 and 3.7.4.

Table 14: Radiological Rule violations by system type for Maximum Contaminant (MCL) Level Exceedances, Treatment Techniques (TT), and Monitoring for 2018.

Type of System	Violation Types*			Total of Violations
	MCL	TT	Monitoring	
Community	7 (4)		115 (13)	122
Nontransient Noncommunity	2 (1)	10 (1)	13 (6)	25
Transient Noncommunity			4(1)	4
Grand Total	9	10	132	151

*Numbers in parenthesis indicate the count of systems incurring the specified violations.



3.7.1 RADIOLOGICAL RULE ANALYTICAL TECHNIQUE

Samples from wells drawing from New Jersey’s Cohansey aquifer, located in southern New Jersey, have shown elevated levels of naturally occurring radioactivity, with a significant portion of the gross alpha particle activity detected due to the presence of radium 224, a radionuclide with a half-life of 3.7 days. Since there is no federal or state standard for radium 224, the NJDEP requires the analysis of drinking water samples for gross alpha particle activity by Standard Method ECLS-R-GA Rev 8, which requires analysis within 48 hours and captures radium 224 activity, instead of up to a year after collection, as allowed by the federal Radiological Rule.

3.7.2 RADIOLOGICAL RULE: MAXIMUM CONTAMINANT LEVEL VIOLATIONS

In 2018, NJDEP issued nine (9) MCL violations for combined radium and gross alpha at five (5) public water systems. One MCL violation occurred at a nontransient noncommunity water system that was not required to monitor under the federal rule, but because it is a school and had previously installed treatment, NJDEP requires on-going quarterly monitoring. As of April 9, 2019, this system, along with one (1) other public water system (40%), has met the MCL and returned to compliance. A third system has also met the MCL requirements and will be returned to compliance once a temporarily approved new well becomes permanent. The Division is working with the remaining two (2) systems to assist them in returning to compliance.

3.7.3 RADIOLOGICAL RULE: MONITORING & REPORTING VIOLATIONS

In 2018, there were 128 M&R violations issued to 19 public water system; as of April 9, 2019, 16 (84%) public water systems subsequently monitored and/or reported properly and were returned to compliance. Additionally, four (4) M&R violations were issued to a transient noncommunity water system childcare system. *Note that the federal Radiological Rule does not apply to transient noncommunity water systems and these violations will not be found in the Enforcement and Compliance History Online tool.*

3.7.4 RADIOLOGICAL RULE: TREATMENT TECHNIQUE VIOLATIONS

In New Jersey, 106 systems have treatment installed for radionuclide removal. In 2018, ten (10) state treatment technique violations for individual radiological analytes were issued to one (1) public water system for failure to maintain radiological removal treatment during the first and second quarters of 2018. As of April 9, 2019, this public water system has performed maintenance on their treatment system and returned to compliance. *Note that these violations are state violations and are NOT reported to USEPA; these violations are not found in the Enforcement and Compliance History Online tool.*



3.8 SYNTHETIC ORGANIC COMPOUNDS

RULE

USEPA has established monitoring requirements for 33 synthetic organic compounds and MCLs for 30 synthetic organic compounds, and New Jersey has recently established state monitoring requirements and MCLs for two (2) additional synthetic organic compounds, perfluorononanoic acid and 1,2,3-trichloropropane that became effective in 2019. Table 15 lists the MCLs that USEPA and New Jersey have established for synthetic organic compounds. According to the Federal SDWA, every three (3) years community and nontransient noncommunity water systems are required to either sample their finished water for synthetic organic compounds or obtain a state-issued waiver from sampling. Synthetic Organic Compound Sampling Waivers are based on the use of the synthetic organic compounds in New Jersey and/or the susceptibility of the water sources to contamination. As part of New Jersey's EPA-approved synthetic organic compound waiver process, the NJDEP collects raw-water screening samples statewide from potentially vulnerable sources which are then analyzed at the New Jersey Department of Health Environmental laboratory. Based on the results of the synthetic organic compound screening samples collected in 2018 (130 groundwater wells/21 surface water intakes), most of the water systems subject to the Synthetic Organic Compound Rule monitoring requirements were issued waivers for the 2017-2019 compliance period. Six (6) water systems had synthetic organic compound detections in the 2018 raw water screening samples and were required to monitor their finished water on a quarterly frequency; in addition, any public water system that had a previous detection or installed treatment for removal of a synthetic organic compound is required to monitor on a quarterly frequency. An additional 13 public water systems were required to monitor for specific,

Table 15: Maximum Contaminant Levels (MCLs) for Synthetic Organic Compounds

Contaminant	MCL (ug/l)
Alachlor	2
Aldicarb	+
Aldicarb Sulfone	+
Aldicarb Sulfoxide	+
Atrazine	3
Benzo[a]pyrene	0.2
Carbofuran	40
Chlordane	0.5*
Dalapon	200
Dibromochloropropane [DBCP]	0.2
Di[2-ethylhexyl]adipate	400
Di[2-ethylhexyl]phthalate	6
Dinoseb	7
Diquat	20
Endothall	100
Endrin	2
Ethylene dibromide [EDB]	0.05
Glyphosate	700
Heptachlor	0.4
Heptachlor Epoxide	0.2
Hexachlorobenzene	1
Hexachlorocyclopentadiene	50
Lindane (BHC-Gamma)	0.2
Methoxychlor	40
Oxamyl	200
PCBs	0.5
Pentachlorophenol	1
Perfluorononanoic Acid (PFNA)±	0.013*
Picloram	500
Simazine	4
Toxaphene	3
2,3,7,8—TCDD [Dioxin]	3x10 ⁻⁵
2,4-D	70
2,4,5-TP [Silvex]	50
1,2,3-Trichloropropane (1,2,3-TCP)	0.030*
* N.J. MCL [A-280]	
+No MCL – Monitoring Required	

individual synthetic organic compounds. Any water system that exceeds a Synthetic Organic Compound Rule MCL incurs an MCL violation and any system that fails to complete the required monitoring incurs an M&R violation. Details concerning violations incurred under the Synthetic Organic Compounds Rule are listed in Table 16.

Table16: Synthetic Organic Compounds Rule violations by system type for Monitoring & Reporting for 2018.

Type of System	Number of Monitoring Violations*
Community	2 (1)
Nontransient Noncommunity	41 (5)
Grand Total	43

*Numbers in parenthesis indicate the count of systems incurring the specified violations.

3.8.1 SYNTHETIC ORGANIC COMPOUNDS RULE: MAXIMUM CONTAMINANT LEVEL VIOLATIONS

In 2018, there were no MCL violations issued for exceedances of the Synthetic Organic Compounds Rule MCLs.

3.8.2 SYNTHETIC ORGANIC COMPOUNDS RULE: MONITORING & REPORTING VIOLATIONS

One (1) public water system did not submit a Synthetic Organic Compounds Rule Waiver application and was therefore not issued a waiver and required to monitor; this system failed to monitor and received a group M&R violation, which is reported as 33 individual violations. This system has subsequently requested and received a monitoring waiver and they have been returned to compliance.

In 2018, there were ten (10) additional Synthetic Organic Compounds Rule M&R violations at five (5) public water systems. As of April 9, 2019, all of these systems (100%) sampled as required and returned to compliance.

3.9 LEAD AND COPPER RULE

The Lead and Copper Rule was first published by USEPA in 1991 to control lead and copper in drinking water. Since 1991, USEPA has revised the rule to enhance implementation in the areas of monitoring, treatment, customer awareness, and lead service line replacement. The Lead and Copper Rule is applicable to all community and nontransient noncommunity water systems and the rule established action levels (ALs) for both lead and copper. An AL is similar to an MCL, but a violation is not incurred if the AL is exceeded; instead exceeding the AL (at the 90th percentile level of samples collected) triggers activities that must be conducted, such as monitoring for water quality parameters, conducting corrosion control studies, the installation of corrosion control treatment and the issuance of public education. If a public water system fails to complete any of these required activities, they incur either a treatment technique violation, an M&R violation or a separate reporting violation.

The Lead and Copper Rule also established specific criteria for the selection of sample sites within the distribution system. A tiered approach is used with the highest tier targeting those locations most vulnerable to lead leaching out of the pipes. These “Tier 1” locations are identified by the presence of lead plumbing, copper pipes with lead solder installed after 1982, or the presence of lead service lines.

Beginning in January 2017, NJDEP required all large water systems to return their lead and copper monitoring to their original population-based requirement (standard monitoring) for two (2) consecutive six (6) month monitoring periods. A schedule for requesting the submittal of Lead and Copper Sample Plans was also established for systems based on the compliance history of the public water system, the presence of sensitive populations, and whether corrosion control treatment is currently installed. These plans continue to be called in and are reviewed for appropriate sample site Tier selection. Public water systems found to have sampling sites that do not meet Tier requirements are placed back on standard monitoring. In 2018, 44 Lead and Copper Sample Plans were requested, to bring the total number of plans requested to date to 624. Of these 230 were approved in 2018. A public water system that fails to submit a requested Lead and Copper Sample Plan, or that fails to respond to a plan deficiency letter, incurs a state-type violation. *Note that these violations are NOT reported to USEPA and are not found in the Enforcement and Compliance History Online tool.*

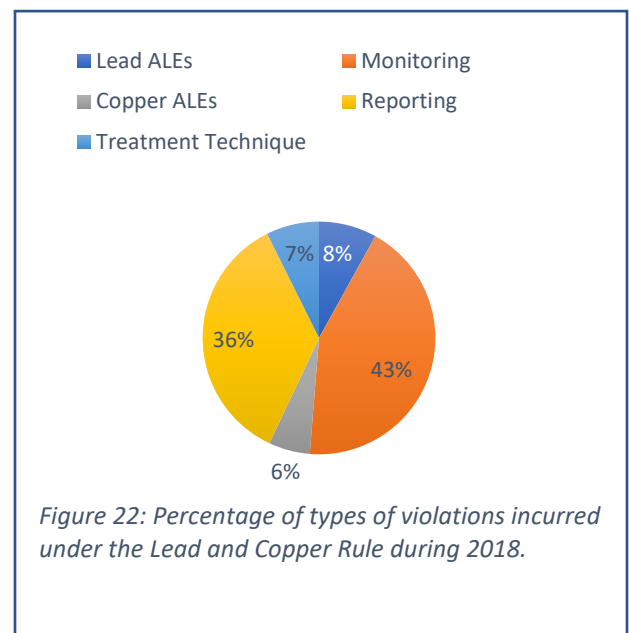
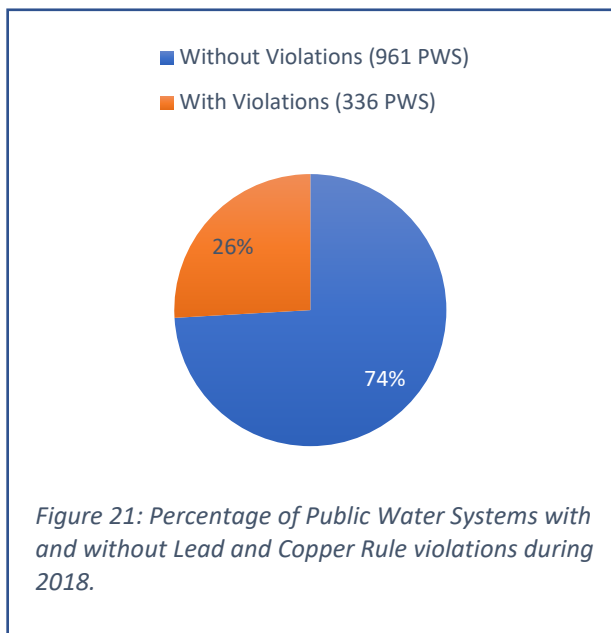
The Lead and Copper Rule requires public education to be sent to all customers whenever a lead AL is exceeded, and the rule also requires a Lead Consumer Notice to be sent to each consumer that was sampled for lead and copper. A public water system that fails to issue public education incurs a treatment technique violation and a public water system that fails to prepare and distribute their Lead Consumer Notices incurs a reporting violation.

In 2018 a total of 1287 public water system were required to comply with the Lead and Copper Rule, along with an additional ten (10) transient noncommunity water systems and non-public daycare systems. Of these 1297 systems, 26% incurred a violation under the Lead and Copper Rule. Table 17 provides details for all violations incurred under the Lead and Copper Rule. Figure 21 shows the overall percentage of public water systems that incurred Lead and Copper Rule violations, and Figure 22 shows the percentage of each type of violation incurred. Further details concerning each type of violation are provided in Sections 3.9.1 through 3.9.5.

Table 17: Lead and Copper Rule violations by system type for Action Level Exceedances (ALEs), Treatment Techniques (TT), Monitoring, and Reporting for 2018.

Type of System	Violation Types*					Total of Violations
	Lead ALEs	Copper ALEs	TT	Monitoring	Reporting	
Community	19 (14)	10 (8)	12 (11)	142 (87)	76 (68)	259
Nontransient Noncommunity	20 (20)	16 (15)	22 (19)	174 (98)	89 (78)	321
Transient Noncommunity	1 (1)	3 (2)	2 (2)	4 (3)	9 (8)	19
Grand Total	40	29	36	320	174	599

*Numbers in parenthesis indicate the count of systems incurring the specified violations.



3.9.1 LEAD AND COPPER RULE: ACTION LEVEL EXCEEDANCES

In 2018, the lead AL was exceeded during 40 monitoring events at 35 public water systems and the copper AL was exceeded during 29 monitoring events at 25 public water systems. Five (5) of these public water systems exceeded both the lead and the copper ALs. As of April 9, 2019, all of these public water systems remain out of compliance with the ALs and are continuing to work towards compliance by conducting water quality parameter monitoring, conducting corrosion control studies, and/or installing of corrosion control treatment.

3.9.2 LEAD AND COPPER RULE: TREATMENT TECHNIQUE VIOLATIONS

In 2018, 36 treatment technique violations were issued at 32 public water systems for violations under the Lead and Copper Rule; three (3) of these violations were for the failure to provide public education. As of April 9, 2019, 22 (69%) public water systems have completed the required activity and have returned to compliance.

3.9.3 LEAD AND COPPER RULE: MONITORING & REPORTING VIOLATIONS

In 2018, 320 M&R violations were issued to 188 public water systems for failing to complete lead and copper, water quality parameter, and/or source water monitoring. As of April 9, 2019, 124 (66%) public water systems have completed the required monitoring and have returned to compliance. An additional 174 reporting violations were also issued to 154 public water systems for failing to provide Lead Consumer Notices; as of April 9, 2019, 105 (68%) public water systems completed the required notifications and have returned to compliance.

3.9.4 LEAD AND COPPER RULE: SAMPLE PLAN DEFICIENCY VIOLATIONS

In 2018, 31 violations were issued to 20 systems for failing to respond to a sample plan deficiency. As of April 9, 2019, 17 (85%) public water systems have responded and corrected their sample plan deficiencies and were returned to compliance. *Note that these are state violations and are NOT reported to USEPA; and are not found in the Enforcement and Compliance History Online tool.*

3.9.5 LEAD AND COPPER RULE: DAY CARE SYSTEMS

Although the Federal Lead and Copper Rule does not apply to transient noncommunity water systems or to non-public systems, if the system is a day care, New Jersey holds them to the same standards as a nontransient noncommunity water system. In 2018 a single instance of a lead ALE occurred at a day care classified as a transient noncommunity water system and the copper AL was exceeded three (3) times at two (2) day cares classified as transient noncommunity water systems. As of April 9, 2019, all of these systems are currently in the process of conducting water quality parameter monitoring, conducting corrosion control studies, and/or installing of corrosion control treatment in order to come back into compliance with the Lead and Copper Rule. There were also two (2) treatment technique violations issued to two (2) transient noncommunity water systems and as of April 9, 2019, both of these systems have completed the required activities and returned to compliance. *Note that these violations are NOT reported to USEPA and are not found in the Enforcement and Compliance History Online tool.*

3.10 PUBLIC NOTIFICATION

Any public water system that incurs a violation of a national primary drinking water regulation must give notice to its consumers. Public notification requirements are divided in to three (3) tiers that take into account the seriousness of the violation and the potential for adverse health effects. Tier 1 notices are required for all acute violations i.e. violations that have significant potential for adverse health effects as a result of short-term exposure; tier 2 notices are required for all other violations that could result in adverse health effects and tier 3 notices are required for any other violation, i.e. monitoring and/or reporting violations. The Division works with public water systems that are required to issue tier 1 public notifications to ensure that the mandatory language is incorporated in the public notification and the Division reviews them prior to their issuance. Any public water system that fails to prepare and deliver the appropriate tier public notification incurs a violation.

In 2018, 11 violations were issued to 11 public water systems for failing to provide a public notification to its consumers after the incurrence of a violation. As of April 9, 2019, four (4) public

water systems (36%) have provided the required public notification and have returned to compliance.

3.11 CONSUMER NOTIFICATION VIOLATIONS

The Consumer Confidence Report rule requires all community water systems to prepare and distribute an annual water quality report summarizing information regarding source water, detected contaminants, compliance, and educational information applicable to their water system. The report must be delivered annually to their customers by July 1st and by October 1st a certification, along with a copy of the Consumer Confidence Report, must be submitted to the State showing that it was delivered to their customers. The Consumer Confidence Report must contain data for the preceding year in a format that is detailed in Federal and State regulations. New Jersey conducts a review of Consumer Confidence Reports submitted by any water system that had MCL violations in the previous reporting year. Any water system that fails to prepare and deliver a Consumer Confidence Report to their customers by July 1st of each year or submits a report with deficient content incurs a reporting violation.

In 2018, 58 reporting violations were issued to 57 public water systems for failing to provide a Consumer Confidence Report to their customers by July 1, 2018; no violations were incurred for providing a CCR with deficient content. As of April 9, 2019, 50 of the 57 community water systems (88%) have correctly prepared the required Consumer Confidence Reports and distributed the report to their customers and have returned to compliance.

Appendix A: List of Safe Drinking Water Act Violation Types with Federal Reporting Codes

Note that not all the below violation types were incurred by water systems during the January 1, 2018 through December 31, 2018 time period.

SDWIS Viol. Code	Applicable Rule(s)	Violation Type	Violation Description	Analyte Name(s)	SDWIS Analyte or Rule Code(s)	Description of Noncompliance
01	Inorganic Compounds, Volatile Organic Compound, Radiological, Synthetic Organic Compounds	MCL	MCL, Single Sample	Any Regulated Contaminant		Failure to comply with the Maximum Contaminant Level (MCL) for any analyte set forth in 40 CFR 141 where a single sample causes the running annual average to exceed the MCL.
1A	Revised Total Coliform Rule	MCL	MCL, E. Coli (Revised Total Coliform Rule)	E Coli	3014	Failure to comply with the Maximum Contaminant Level (MCL) for total coliforms, including repeat sample collection and speciation requirements, as set forth in 40 CFR 141.860(a).
1Y	Disinfection By-Product, Inorganic Compounds, Volatile Organic Compound, Radiological, Synthetic Organic Compounds	State Violation Type	Failure to Remediate MCL within 1 Year	State Rule	State Rule	Failure to take any action necessary within one (1) year to bring the water into compliance with the applicable MCL, after incurring a violation of a promulgated MCL for any of the contaminants regulated pursuant to the National Regulations and N.J.A.C. 7:10-5.2, in accordance with N.J.A.C. 7:10-5.7(a).
02	Disinfection By-Product, Inorganic Compounds, Volatile Organic Compound, Radiological, Synthetic Organic Compounds	MCL	MCL, More Than 1 Sample	Any Regulated Contaminant		Failure to comply with the Maximum Contaminant Level (MCL) for any analyte set forth in 40 CFR 141 where the running annual average exceeds the MCL.
2A	Revised Total Coliform Rule	Treatment Technique	Level 1 Assess, Total Coliform Positive Routine No Repeat (Revised Total Coliform Rule)	Revised Total Coliform Rule	8000	Failure to conduct an assessment in accordance with 40 CFR 141.859(b) after exceeding any of the treatment technique triggers outlined in 40 CFR 141.859(a) in accordance with 40 CFR 141.860(b). <i>Specifically, your system failed to collect every required repeat sample for each total-coliform positive sample and failed to conduct an adequate Level 1 Assessment.</i>
2A	Revised Total Coliform Rule	Treatment Technique	Level 1 Assess, Multiple Total Coliform Positive (Revised Total Coliform Rule)	Revised Total Coliform Rule	8000	Failure to conduct an assessment in accordance with 40 CFR 141.859(b) after exceeding any of the treatment technique triggers outlined in 40 CFR 141.859(a) in accordance with 40 CFR 141.860(b). <i>Specifically, your system had multiple total-coliform positive samples and failed to conduct an adequate Level 1 Assessment.</i>

SDWIS Viol. Code	Applicable Rule(s)	Violation Type	Violation Description	Analyte Name(s)	SDWIS Analyte or Rule Code(s)	Description of Noncompliance
2B	Revised Total Coliform Rule	Treatment Technique	Level 2 Assessment, 2nd Level 1 (Revised Total Coliform Rule)	Revised Total Coliform Rule	8000	Failure to conduct an assessment in accordance with 40 CFR 141.859(b) after exceeding any of the treatment technique triggers outlined in 40 CFR 141.859(a) in accordance with 40 CFR 141.860(b). <i>Specifically, your system had a second Level 1 Trigger, as defined in 40 CFR 141.859(a)(1), within a rolling 12-month period and failed to conduct an adequate Level 2 Assessment.</i>
2B	Revised Total Coliform Rule	Treatment Technique	Level 2 Assessment, MCL Triggered (Revised Total Coliform Rule)	Revised Total Coliform Rule	8000	Failure to conduct an assessment in accordance with 40 CFR 141.859(b) after exceeding any of the treatment technique triggers outlined in 40 CFR 141.859(a) in accordance with 40 CFR 141.860(b). <i>Specifically, your system had a E. coli MCL exceedance and failed to conduct an adequate Level 2 Assessment.</i>
2C	Revised Total Coliform Rule	Treatment Technique	Corrective/Expedited Actions (Revised Total Coliform Rule)	Revised Total Coliform Rule	8000	Failure to correct sanitary defects found through either Level 1 or Level 2 assessments within the specified timeframe in 40 CFR 141.859(b) and (c) and in accordance 40 CFR 141.860(b).
2D	Revised Total Coliform Rule	Treatment Technique	Startup Procedures Treatment Technique (Revised Total Coliform Rule)	Revised Total Coliform Rule	8000	Failure to complete State-approved start up procedures prior to serving water to the public in accordance with 40 CFR 141.856(a), 40 CFR 141.857(a) and 40 CFR 141.860(b)2).
03	Inorganic Compounds, Volatile Organic Compound, Radiological, Synthetic Organic Compounds	M&R	Monitoring	Any Regulated Contaminant		Failure to monitor for any analyte and/or submit a compliance sampling report to the Department within the first ten days of the month following the month in which any test, measurement, or analysis is made, or the first ten days following the end of the required monitoring period, whichever of these is shortest, in accordance with N.J.A.C. 7:10 and 40 CFR 141.
3A	Revised Total Coliform Rule	Monitoring	Monitoring, Routine (Revised Total Coliform Rule)	E Coli	3014	Failure to monitor for total coliforms at a frequency specified in 40 CFR 141.853 et seq. in accordance with 40 CFR 141.860(c)(1).
3B	Revised Total Coliform Rule	Monitoring	Monitoring, Additional or Routine (Revised Total Coliform Rule)	E Coli	3014	Failure to conduct additional routine monitoring the month following one or more total-coliform positive samples in accordance with 40 CFR 141.854(j), 40 CFR 141.855(f) and 40 CFR 141.860(c)(1).
3C	Revised Total Coliform Rule	Monitoring	Monitor Coliform Turbidity	E coli	3014	Failure to collect at least one total-coliform sample near the first service connection each day that the turbidity level of the source water exceeds 1 NTU, in accordance with 40 CFR 141.857(c).
3D	Revised Total Coliform Rule	Monitoring	Monitoring, Lab Cert/Method Error	E coli	3014	Failure to analyze for E. coli following a total coliform-positive routine sample in accordance with 40 CFR 141.860(c)2.

SDWIS Viol. Code	Applicable Rule(s)	Violation Type	Violation Description	Analyte Name(s)	SDWIS Analyte or Rule Code(s)	Description of Noncompliance
			(Revised Total Coliform Rule)			
4B	Revised Total Coliform Rule	Reporting	Report Sample Result/Failure to Monitor (Revised Total Coliform Rule)	E Coli	3014	Failure to submit a compliance sampling report to the Department within the first ten days of the month following the month in which any test, measurement, or analysis is made, or the first ten days following the end of the required monitoring period, whichever of these is shortest, in accordance with N.J.A.C. 7:10-5.4(a) and 40 CFR 141.860(d)(1).
4C	Revised Total Coliform Rule	Reporting	Report Startup Procedures - Certification Form (Revised Total Coliform Rule)	Revised Total Coliform Rule	8000	Failure to certify, prior to serving water to the public, that State-approved start up procedures have been complied with in accordance with 40 CFR 141.861(a)(5) and 40 CFR 141.860(d)(3).
5A	Revised Total Coliform Rule	Reporting	Sample Siting Plan Errors (Revised Total Coliform Rule)	Revised Total Coliform Rule	8000	Failure to develop an adequate written sample siting plan that identifies sampling sites and includes a sample collection schedule that is representative of the water throughout the distribution system in accordance with 40 CFR 141.853(a).
11	Disinfection By-Product	MRDL	MRDL, Non-Acute	Chlorine Dioxide, Chloramine, Chlorine	1008, 1006, 0999	Failure to comply with the Maximum Contaminant Level (MCL) for chlorine dioxide, chloramine, or chlorine as set forth in 40 CFR 141.65(a).
12	Disinfection By-Product	Treatment Technique	Qualified Operator Failure	Stage 1 Rule	0400	Failure to employ a state-approved qualified operator in accordance with 40 CFR 141.130(c).
13	Disinfection By-Product	MRDL	MRDL, Acute	Chlorine dioxide	1008	Failure to comply with the MRDL for chlorine dioxide in accordance with 40 CFR 141.133(c)(2)(i).
19	Ground Water Rule	M&R	Ground Water Rule Assessment Monitoring, Major	E Coli	3014	Failure to conduct assessment monitoring in accordance with 40 CFR 141.402(b).
20	Ground Water Rule	Reporting	Ground Water Rule Failure to Consult	Ground Water Rule	0700	Failure to consult with the State regarding the appropriate corrective action within 30 days of receiving written notification from a laboratory that a ground water source sample collected under 141.402(a)(3) was found to be fecal indicator-positive, or direction from the State that a fecal indicator-positive sample requires corrective action in accordance with 40 CFR 141.403(a)4.
27	Disinfection By-Product	M&R	Disinfection By-Product Monitoring	TTHM, HAA5	2950, 2456	Failure to monitor for disinfection byproducts (Total Trihalomethanes, Haloacetic Acids or both) and/or submit a compliance sampling report to the Department within the first ten days of the month following the month in which any test,

SDWIS Viol. Code	Applicable Rule(s)	Violation Type	Violation Description	Analyte Name(s)	SDWIS Analyte or Rule Code(s)	Description of Noncompliance
						measurement, or analysis is made, or the first ten days following the end of the required monitoring period, whichever of these is shortest, end of the monitoring period in accordance with N.J.A.C. 7:10-5.4(a) and 40 CFR 141.132(b)
27	Disinfection By-Product	M&R	Monitoring, Routine (Disinfection By-Product)	Disinfection By-Product Precursors	2920	Failure to monitor for disinfection by-product Precursors (source and finished water TOC samples and/or source water alkalinity samples) and/or submit a compliance sampling report to the Department within the first ten days of the month following the month in which any test, measurement, or analysis is made, or the first ten days following the end of the required monitoring period, whichever of these is shortest, in accordance with N.J.A.C. 7:10-5.4(a) and 40 CFR 141.132(d).
27	Disinfection By-Product	M&R	Monitoring, Routine (Disinfection By-Product)	Bromate; also used for chlorite and chlorine dioxide	1011, 1009, 1008	Failure to monitor for bromate and/or submit a compliance sampling report to the Department within the first ten days of the month following the month in which any test, measurement, or analysis is made, or the first ten days following the end of the required monitoring period, whichever of these is shortest, end of the monitoring period in accordance with N.J.A.C. 7:10-5.4(a) and 40 CFR 141.132(b)3.
27	Disinfection By-Product	M&R	Monitoring, Routine (Disinfection By-Product)	Chlorine or Chloramine	0999, 1006	Failure to measure the disinfectant residual level in the distribution system at the same time and place as total coliforms are sampled as specified in 40 CFR 141.132(c)1 and/or submit a compliance sampling report to the Department within ten days after the end of each quarter in which samples were collected in accordance with 40 CFR 141.134(a).
29	Surface Water Treatment Rule	M&R	Failure to Produce Filter Assessment	Turbidity, Interim Enhanced Surface Water Treatment Rule	0100, 0300	Failure to conduct and submit a filter profile, filter self- assessment or comprehensive performance evaluation to the State in accordance with 40 CFR 141.175(b).
31	Ground Water Rule	Monitoring	Monitoring (Ground Water Rule)	Ground Water Rule	0700	Failure to monitor for the effectiveness and reliability of treatment of the ground water source and submit a compliance sampling report to the Department within the first ten days of the month following the month in which any test, measurement, or analysis is made, in accordance with N.J.A.C. 7:10-5.4(a) and 40 CFR 141.403(b)3. (used for systems with 4 log treatment OR failure to collect 4hr gab samples upon failure of continuous monitoring equipment)

SDWIS Viol. Code	Applicable Rule(s)	Violation Type	Violation Description	Analyte Name(s)	SDWIS Analyte or Rule Code(s)	Description of Noncompliance
31	Surface Water Treatment Rule	M&R	Monitoring, (Surface Water Treatment Rule -Unfiltered Systems)	Chlorine, Chloramine	0999, 1006	Failure to measure the disinfectant residual level in the distribution system at the same time and place as total coliforms are sampled as specified in 40 CFR 141.74(b)6 and/or submit a compliance sampling report to the Department within ten days after the end of each month that the system serves water to the public in accordance with 40 CFR 141.75(b)(2), specifically more than 90% but less than 100% of the required samples were collected.
31	Surface Water Treatment Rule	M&R	Monitoring, Major (Surface Water Treatment Rule - Unfiltered Systems)	Chlorine, Chloramine	0999, 1006	Failure to continuously monitor the residual disinfectant concentration of the water entering the distribution system and/or report the lowest daily disinfectant residual along with the date and duration of any period when the residual disinfectant concentration fell below 0.2 mg/L in accordance with 40 CFR 141.74(c)2 and 40 CFR 141.75(b)2.
31	Surface Water Treatment Rule	M&R	Monitoring, Major (Surface Water Treatment Rule - Unfiltered Systems)	Turbidity	0100	Failure to perform turbidity measurements using a continuous turbidimeter on representative samples of filtered water and report values every four hours (or more frequently) that the system serves water to the public in accordance with 40 CFR 141.174(b).
32	Surface Water Treatment Rule		Monitoring, Source (Long-Term Enhanced Surface Water Treatment Rule)	E coli	3014	Failure to monitor as outlined in the approved Long-Term Enhanced Surface Water Treatment Rule Monitoring Schedule in accordance with 40 CFR 141. 701(b).
34	Ground Water Rule	Monitoring	Monitor Ground Water Rule Triggered/Additional	E. Coli	3014	Failure to collect a ground water source sample as specified in 40 CFR 141.402(a)1 and/or collect a groundwater sample within 24 hours of notification as specified in 40 CFR 141.402(a)2.
35	Disinfection By-Product Rule	Reporting	Failure Submit Operational Evaluation Level Report for HAA5 or TTHM	HAA5, TTHM	2456, 2950	Failure to conduct and/or submit an operational evaluation report to the State within 90 days of being notified of the analytical result that caused the operational evaluation level to be exceeded in accordance with 40 CFR 141.626(b)1.
36	Surface Water Treatment Rule	M&R	Monitoring, Major (Surface Water Treatment Rule - Filter)	Chloramine, Chlorine	1006, 0999	Failure to collect at least 90% of the required samples as specified in 40 CFR 141.74(c)(3) and/or submit a compliance sampling report to the Department within ten days after the end of each month that the system serves water to the public in accordance with 40 CFR 141.75(b)(2).
36	Surface Water Treatment Rule	M&R	Monitoring, Minor (Surface Water	Chloramine, Chlorine	1006, 0999	Failure to measure the disinfectant residual level in the distribution system at the same time and place as total coliforms are sampled as

SDWIS Viol. Code	Applicable Rule(s)	Violation Type	Violation Description	Analyte Name(s)	SDWIS Analyte or Rule Code(s)	Description of Noncompliance
			Treatment Rule - Filter)			specified in 40 CFR 141.74(c)(3) and/or submit a compliance sampling report to the Department within ten days after the end of each month that the system serves water to the public in accordance with 40 CFR 141.75(b)(2), specifically more than 90% but less than 100% of the required samples were collected.
36	Surface Water Treatment Rule	M&R	Monitoring, Reporting (Surface Water Treatment Rule -Filter)	Turbidity	0100	Failure to perform turbidity measurements using a continuous turbidimeter on representative samples of filtered water and report values every four hours (or more frequently) that the system serves water to the public in accordance with 40 CFR 141.174.
37	Surface Water Treatment Rule	Treatment Technique	Treatment Technique, No Prior State Approval	Surface Water Treatment Rule	0800	Failure to profile or consult with the state before making a significant change to a disinfection practice if required to develop a disinfection profile in accordance with 40 CFR 141.530; 141.532; 141.536; 141.540; and 141.542.
38	Surface Water Treatment Rule	M&R	Monitoring, (Interim Enhanced Surface Water Treatment Rule) Routine	Turbidity	0100	Failure to conduct continuous monitoring of turbidity for each individual filter and/or failure to calibrate turbidimeters as specified by the manufacturer and/or failure to conduct grab sampling every four hours in lieu of continuous monitoring during a continuous monitoring equipment failure in accordance with 40 CFR 141.174.
41	Surface Water Treatment Rule	Treatment Technique	Res Disinfect Concentration (Surface Water Treatment Rule)	Chloramine, Chlorine	1006, 0999	Failure to maintain a detectable disinfectant residual concentration in the distribution system in at least 95% of samples collected each month, for two consecutive months in accordance with 40 CFR 141.72(b).
41	Ground Water Rule	Treatment Technique	Failure to Maintain Microbial Treatment (Ground Water Rule)	Ground Water Rule	0700	Failure to provide and maintain at least 4-log treatment of viruses according to all compliance and permitting requirements and/or correct a failure of the 4-log treatment within four hours of determining that the treatment plant is not maintaining at least 4 log treatment before or at the first customer in accordance with 40 CFR 141.404(c).
42	Ground Water Rule	Treatment Technique	Failure to Provide Ground Water Rule Treatment	Ground Water Rule	0700	Failure to complete corrective actions within 120 days of receiving written notification from a laboratory that a ground water source sample collected under 141.402(a)(3) was found to be fecal indicator-positive, or direction from the State that a fecal indicator-positive sample requires corrective action in accordance with 40 CFR 141.403 et seq. and 40 CFR 141.404 et seq.
43	Surface Water Treatment Rule	Treatment Technique	Single Combined Filter Effluent (Interim Enhanced	Turbidity	0100	Failure to comply with the filtration requirements as set forth in 40 CFR 141.173(a)(2).

SDWIS Viol. Code	Applicable Rule(s)	Violation Type	Violation Description	Analyte Name(s)	SDWIS Analyte or Rule Code(s)	Description of Noncompliance
			Surface Water Treatment Rule)			
44	Surface Water Treatment Rule	Treatment Technique	Monthly Combined Filter Effluent (Interim Enhanced Surface Water Treatment Rule)	Turbidity	0100	Failure to comply with the filtration requirements as set forth in 40 CFR 141.173(a)(1).
45	Ground Water Rule	Treatment Technique	Failure to Address Deficiency (Ground Water Rule)	Ground Water Rule	0700	Failure to correct a significant deficiency within 120 days as required under the Ground Water Rule, 40 CFR 141 Section S
46	Disinfection By-Product Rule	Treatment Technique	Inadequate Disinfection By-Product Precursor Removal	Total Organic Carbon	2920	Failure to meet the Treatment Technique requirements for Disinfection By-Product Precursor removal as set forth in 40 CFR 141.135(a). The running annual average greater than or equal to 1.0 percent removal was not maintained.
48	Ground Water Rule	Treatment Technique	Failure to Address Contamination (Ground Water Rule)	Ground Water Rule	0700	Failure to complete corrective actions within 120 days of receiving written notification from a laboratory that a ground water source sample collected under 141.402(a)(3) was found to be fecal indicator-positive, or direction from the State that a fecal indicator-positive sample requires corrective action in accordance with 40 CFR 141.403 et seq. and 40 CFR 141.404 et seq.
51	Lead and Copper Rule	Monitoring	Initial Tap Sampling	Lead & Copper Rule	5000	Failure to monitor, or perform initial monitoring, for lead and/or copper and/or submit a compliance sampling report to the Department within the first ten days of the month following the month in which any test, measurement, or analysis is made, or the first ten days following the end of the required monitoring period, whichever of these is shortest, in accordance with the N.J.A.C. 7:10-5.4(a) and 40 CFR 141.86.
52	Lead and Copper Rule	Monitoring	Follow-Up or Routine Tap M&R (Lead and Copper Rule)	Lead & Copper Rule	5000	'Failure to monitor for lead and/or copper and/or submit a compliance sampling report to the Department within the first ten days of the month following the month in which any test, measurement, or analysis is made, or the first ten days following the end of the required monitoring period, whichever of these is shortest, in accordance with the N.J.A.C. 7:10-5.4(a) and 40 CFR 141.86.
53	Lead and Copper Rule	Monitoring	Initial/Follow-Up/Routine Water Quality Parameter	Lead & Copper Rule	5000	Failure to monitor for water quality parameters and/or submit a compliance sampling report to the Department within the first ten days of the month following the month in which any test,

SDWIS Viol. Code	Applicable Rule(s)	Violation Type	Violation Description	Analyte Name(s)	SDWIS Analyte or Rule Code(s)	Description of Noncompliance
			M&R (Lead and Copper Rule)			measurement, or analysis is made, or the first ten days following the end of the required monitoring period, whichever of these is shortest, in accordance with the N.J.A.C. 7:10-5.4(a) and 40 CFR 141.87.
56	Lead and Copper Rule	Monitoring	Initial/Follow-Up/Routine Source Water M&R (Lead and Copper Rule)	Lead & Copper Rule	5000	Failure to monitor and report source water lead and copper samples in accordance with 40 CFR 141.90(b) and 40 CFR 141.88.
57	Lead and Copper Rule	Treatment Technique	Submit Corrosion Control Plan	Lead & Copper Rule	5000	Failure to perform corrosion control studies and/or submit a recommendation regarding optimal corrosion control treatment after exceeding the lead or copper action level in accordance with 40 CFR 141.90(c)2.
58	Lead and Copper Rule	Treatment Technique	Install Corrosion Control Treatment	Lead & Copper Rule	5000	Failure to install corrosion control treatment in accordance with 40 CFR 141.82(e).
59	Lead and Copper Rule	Treatment Technique	Water Quality Parameter Level Non-Compliance (Lead and Copper Rule)	Lead & Copper Rule	5000	Failure to maintain optimal water quality parameters in accordance with 40 CFR 141.82(g).
63	Lead and Copper Rule	Treatment Technique	MPL Level Non-Compliance	Lead & Copper Rule	5000	Failure to comply with the Maximum Permissible Level (MPL) for Lead and Copper in the source water in accordance with 40 CFR 141.83(b)5
64	Lead and Copper Rule	Treatment Technique	Lead Service Line Replacement (Lead and Copper Rule)	Lead & Copper Rule	5000	Failure to comply with the lead service line replacement requirements in accordance with 40 CFR 141.90(e).
65	Lead and Copper Rule	Treatment Technique	Submit Public Education (Lead and Copper Rule)	Lead & Copper Rule	5000	Failure to provide public education materials after exceeding the lead action level in accordance with 40 CFR 141.85(c).
66	Lead and Copper Rule	Reporting	Lead Consumer Notice (Lead and Copper Rule)	Lead & Copper Rule	5000	Failure to provide a Lead Consumer Notice as required by 40 CFR 141.85(d).
71	Consumer Confidence Report	Reporting	Consumer Confidence Report	Consumer Confidence Report Rule	7000	Failure to comply with the Consumer Confidence Report Rule as specified in 40 CFR 141.152 which requires water systems to prepare a Consumer Confidence Report annually, containing the previous year's data, and submit it to both their customers and the Department by July 1, as set forth in 40 CFR 141.155(c).

SDWIS Viol. Code	Applicable Rule(s)	Violation Type	Violation Description	Analyte Name(s)	SDWIS Analyte or Rule Code(s)	Description of Noncompliance
72	Consumer Confidence Report	Reporting	Consumer Confidence Report Certification	Consumer Confidence Report Rule	7000	Failure to comply with the Consumer Confidence Report Rule as specified in 40 CFR 141.152 and annually submit a Consumer Confidence Report Certification to the Department by October 1, as set forth in 40 CFR 141.155(c).
75	Public Notification	Reporting	Failure to Public Notice	Public Notice Rule	7500	Failure to give notice for a violation of National Primary Drinking Water Regulations as specified in 40 CFR 141.201 et seq. Failure to submit to the Department, within 10 days of completion, a certification and a representative copy of each type of notice distributed in accordance with 40 CFR 141.31(d).
C1	Lead and Copper Rule	ALE - State Violation Type	Action Level Exceedance	Copper	1022	Failure to comply with the Action Level (AL) for copper set forth in 40 CFR 141.80(c)(2).
CU	Lead and Copper Rule	ALE - State Violation Type	Action Level Exceedance	Copper	1022	Failure to comply with the Action Level (AL) for copper set forth in 40 CFR 141.80(c)(2). USED FOR NC/NP DAY CARE SYSTEMS
D1	Lead and Copper Rule	State Violation Type	Failure to Submit Corrosion Control Treatment Recommendation for transient noncommunity/non-public system	Lead & Copper Rule	5000	Failure to perform corrosion control studies and/or submit a recommendation regarding optimal corrosion control treatment after exceeding the lead or copper action level in accordance with NJAC 7:10-5 and N.J.A.C. 3A:52(5)(3)(i)(5)(iii).
D5	Lead and Copper Rule	State Violation Type	Initial Water Quality Parameter Non-Submittal for transient noncommunity/non-public system	Lead & Copper Rule	5000	Failure to monitor for water quality parameters and/or submit a compliance sampling report to the Department within the first ten days of the month following the month in which any test, measurement, or analysis is made, or the first ten days following the end of the required monitoring period, whichever of these is shortest, in accordance with NJAC 7:10-5 and N.J.A.C. 3A:52(5)(3)(i)(5)(iii).
D7	Lead and Copper Rule	State Violation Type	Water Quality Parameter Optimal Monitoring for transient noncommunity/non-public system	Lead & Copper Rule	5000	Failure to monitor for water quality parameters and/or submit a compliance sampling report to the Department within the first ten days of the month following the month in which any test, measurement, or analysis is made, or the first ten days following the end of the required monitoring period, whichever of these is shortest, in accordance with NJAC 7:10-5 and N.J.A.C. 3A:52(5)(3)(i)(5)(iii).

SDWIS Viol. Code	Applicable Rule(s)	Violation Type	Violation Description	Analyte Name(s)	SDWIS Analyte or Rule Code(s)	Description of Noncompliance
P1	Lead and Copper Rule	ALE- State Violation Type	Action Level Exceedance	Lead	1030	Failure to comply with the Action Level (AL) for lead set forth in 40 CFR 141.80(c)(1). USED FOR NC/NP DAY CARE SYSTEMS
PB	Lead and Copper Rule	ALE- State Violation Type	Action Level Exceedance	Lead	1030	Failure to comply with the Action Level (AL) for lead set forth in 40 CFR 141.80(c)(1).
PL	Lead and Copper Rule	State Violation Type	Failure to Respond To Lead and Copper Plan Deficiency	Lead & Copper Rule	5000	Failure to provide an updated and corrected Lead and Copper Sample Plan within 30 days after being notified that your Lead and Copper Sample Plan was deficient and did not fully demonstrate compliance with the requirements of 40 CFR 141.80-91.
PW	Lead and Copper Rule	State Violation Type	Failure To Respond To Water Quality Parameter Plan Deficiency	Lead & Copper Rule	5000	Failure to provide an updated and corrected Water Quality Parameter Sample Plan within 30 days after being notified that your Water Quality Parameter Sample Plan was deficient and did not fully demonstrate compliance with the requirements of 40 CFR 141.80-91.
TD	Inorganic Compounds, Volatile Organic Compound Rule, RAD, Synthetic Organic Compounds Rule	State Violation Type	Failure to Maintain Treatment	Any Regulated Contaminant	State Rule	Failure to maintain a treatment device in accordance with N.J.A.C. 7:10-5.7(e).
MC	Inorganic Compounds, Volatile Organic Compound Rule, Synthetic Organic Compounds Rule	MCL- State Type Violation	NJ MCL	Any State Regulated Contaminant	State Rule	Failure to comply with the Maximum Contaminant Level (MCL) for any analyte set forth in N.J.A.C. 7:10-5.2.
NJ	Volatile Organic Compound Rule, Synthetic Organic Compounds Rule	M&R- State Type Violation	NJ Non-Submittal	Any State Regulated Contaminant	State Rule	Failure to monitor in accordance with N.J.A.C. 7:10-5.2

Appendix B: Safe Drinking Water Act Violations Incurred by Rule and Category

Number of violations per analyte, per rule and number of systems incurring these violations for calendar year 2018.

Note 1 – grayed out boxes indicate that the rule does not include that category of violation

Note 2 – a zero indicates that no violations were incurred by any water system in 2018

Revised Total Coliform Rule

Viol. Code	Violation Description	Maximum Contaminant Level Violations		Maximum Residual Disinfectant Level Violations		Treatment Technique Violations		Monitoring Violations		Reporting Violations	
		# Viol.	# Systems	# Viol.	# Systems	# Viol.	# Systems	# Viol.	# Systems	# Viol.	# Systems
1A	MCL, E. COLI, POS E COLI (REVISED TOTAL COLIFORM RULE)	38	30								
2A	LEVEL 1 ASSESS, MULTIPLE TC POS (REVISED TOTAL COLIFORM RULE)					51	50				
	LEVEL 1 ASSESS, TC POS RT NO RPT (REVISED TOTAL COLIFORM RULE)					3	3				
2B	LEVEL 2 ASSESSMENT, 2ND LEVEL 1 (REVISED TOTAL COLIFORM RULE)					45	32				
	LEVEL 2 ASSESSMENT, MCL TRIGGERED (REVISED TOTAL COLIFORM RULE)					13	12				
2C	CORRECTIVE/EXPEDITED ACTIONS (REVISED TOTAL COLIFORM RULE)					13	13				
3A	MONITORING, ROUTINE, MAJOR (REVISED TOTAL COLIFORM RULE)							255	177		
	MONITORING, ROUTINE, MINOR (REVISED TOTAL COLIFORM RULE)							25	19		
3B	MONITORING, ADD. ROUTINE, MAJOR (REVISED TOTAL COLIFORM RULE)							27	26		
	MONITORING, ADD. ROUTINE, MINOR (REVISED TOTAL COLIFORM RULE)							2	2		
4B	REPORT SAMPLE RESULT/FAIL MONITOR REVISED TOTAL COLIFORM RULE									494	356

5A	SAMPLE SITING PLAN ERRORS (REVISED TOTAL COLIFORM RULE)									34	33
Seasonal System Specific Violations											
2D	STARTUP PROCEDURES TREATMENT TECHNIQUE (REVISED TOTAL COLIFORM RULE)					86	84				
4C	REPORT STARTUP PROCEDURES CERT FORM REVISED TOTAL COLIFORM RULE									46	46

Ground Water Rule

Viol. Code	Violation Description	Maximum Contaminant Level Violations		Maximum Residual Disinfectant Level Violations		Treatment Technique Violations		Monitoring Violations		Reporting Violations	
		# Viol.	# Systems	# Viol.	# Systems	# Viol.	# Systems	# Viol.	# Systems	# Viol.	# Systems
20	FAILURE TO CONSULT, GROUND WATER RULE									1	1
31	MONITORING, RTN/RPT MAJOR (GROUND WATER RULE)							9	4		
	MONITORING, RTN/RPT MINOR (GROUND WATER RULE)							1	1		
34	MONITOR GROUND WATER RULE TRIGGERED/ADDITONAL, MAJOR							46	45		
	MONITOR GROUND WATER RULE TRIGGERED/ADDITONAL, MINOR							8	8		
41	FAILURE MAINTAIN MICROBIAL TREATMENT (GROUND WATER RULE)					1	1				
48	FAILURE TO ADDRESS CONTAMINATION (GROUND WATER RULE)					1	1				

Disinfectant and Disinfection By-Product Rule: Total Trihalomethanes, Total Haloacetic Acids and Disinfectant By-Product Precursors

Analyte Code	Analyte	Maximum Contaminant Level Violations		Maximum Residual Disinfectant Level Violations		Treatment Technique Violations		Monitoring Violations		Reporting Violations	
		# Viol.	# Systems	# Viol.	# Systems	# Viol.	# Systems	# Viol.	# Systems	# Viol.	# Systems
0999	CHLORINE			3	1			166	80		
2456	TOTAL HALOACETIC ACIDS (HAA5)	15	7					34	33		
2950	TTHM	18	11					29	27	1	1

Surface Water Treatment Rules

Analyte Code	Analyte/Rule	Maximum Contaminant Level Violations		Maximum Residual Disinfectant Level Violations		Treatment Technique Violations		Monitoring Violations		Reporting Violations	
		# Viol.	# Systems	# Viol.	# Systems	# Viol.	# Systems	# Viol.	# Systems	# Viol.	# Systems
0999	CHLORINE					3	3	28	23		
3014	E. COLI							1	1		
0300	INTERIM ENHANCED SURFACE WATER TREATMENT RULE					5	3				
0100	TURBIDITY					4	3	1	1		

Inorganic Compounds

Analyte Code	Analyte	Maximum Contaminant Level Violations		Maximum Residual Disinfectant Level Violations		Treatment Technique Violations		Monitoring & Reporting Violations	
		# Viol.	# Systems	# Viol.	# Systems	# Viol.	# Systems	# Viol.	# Systems
1074	ANTIMONY, TOTAL	0	0			0	0	0	0
1005	ARSENIC	6	3			2	2	12	9
1094	ASBESTOS	0	0			0	0	0	0
1010	BARIUM	0	0			0	0	0	0
1075	BERYLLIUM, TOTAL	0	0			0	0	0	0
1015	CADMIUM	0	0			0	0	0	0
1024	CYANIDE	0	0			0	0	0	0
1025	FLUORIDE	0	0			0	0	0	0
1035	MERCURY	2	1			0	0	3	3
1036	NICKEL	0	0			0	0	0	0
1040	NITRATE	19	15			12	10	193	161
1041	NITRITE	0	0			0	0	4	4
1045	SELENIUM	0	0			0	0	0	0
1085	THALLIUM, TOTAL	0	0			0	0	0	0
1074	ANTIMONY, TOTAL	0	0			0	0	0	0

Volatile Organic Compounds

Analyte Code	Analyte	Maximum Contaminant Level Violations		Maximum Residual Disinfectant Level Violations		Treatment Technique Violations		Monitoring & Reporting Violations	
		# Viol.	# Systems	# Viol.	# Systems	# Viol.	# Systems	# Viol.	# Systems
2981	1,1,1-TRICHLOROETHANE	0	0			0	0	38	31
2988	1,1,2,2-TETRACHLOROETHANE*	0	0			0	0	2	2
2985	1,1,2-TRICHLOROETHANE	0	0			0	0	38	31

Analyte Code	Analyte	Maximum Contaminant Level Violations		Maximum Residual Disinfectant Level Violations		Treatment Technique Violations		Monitoring & Reporting Violations	
		# Viol.	# Systems	# Viol.	# Systems	# Viol.	# Systems	# Viol.	# Systems
2978	1,1-DICHLOROETHANE*	0	0			0	0	2	2
2977	1,1-DICHLOROETHYLENE	2	1			0	0	41	34
2378	1,2,4-TRICHLOROBENZENE	0	0			0	0	39	32
2980	1,2-DICHLOROETHANE	0	0			0	0	38	31
2983	1,2-DICHLOROPROPANE	0	0			0	0	38	31
2990	BENZENE	0	0			0	0	38	31
2982	CARBON TETRACHLORIDE	0	0			0	0	38	31
2989	CHLOROBENZENE	0	0			0	0	38	31
2380	CIS-1,2-DICHLOROETHYLENE	0	0			0	0	38	31
2964	DICHLOROMETHANE	0	0			0	0	38	31
2992	ETHYLBENZENE	0	0			0	0	38	31
2967	M-DICHLOROBENZENE*	0	0			0	0	3	3
2251	METHYL TERT-BUTYL ETHER*	0	0			0	0	2	2
2248	NAPHTHALENE*	0	0			0	0	3	3
2968	O-DICHLOROBENZENE	0	0			0	0	38	31
2969	P-DICHLOROBENZENE	0	0			0	0	38	31
2996	STYRENE	0	0			0	0	38	31
2987	TETRACHLOROETHYLENE	0	0			0	0	38	31
2991	TOLUENE	0	0			0	0	38	31
2979	TRANS-1,2-DICHLOROETHYLENE	0	0			0	0	38	31
2984	TRICHLOROETHYLENE	0	0			0	0	38	31
2976	VINYL CHLORIDE	0	0			0	0	38	31
2955	XYLENES, TOTAL	0	0			0	0	38	31

*These analytes are only sampled as per State regulations

Radiologicals

Analyte Code	Analyte	Maximum Contaminant Level Violations		Maximum Residual Disinfectant Level Violations		Treatment Technique Violations		Monitoring & Reporting Violations	
		# Viol.	# Systems	# Viol.	# Systems	# Viol.	# Systems	# Viol.	# Systems
4010	COMBINED RADIUM (-226 & -228)	3	2			2	1	25	15
4006	COMBINED URANIUM	0	0			2	1	23	13
4000	GROSS ALPHA, EXCL. RADON & U	6	3			2	1	26	15
4002	GROSS ALPHA, INCL. RADON & U	0	0			0	0	8	5
4020	RADIUM-226	0	0			2	1	25	15
4030	RADIUM-228	0	0			2	1	25	15

Synthetic Organic Compounds

Analyte Code	Analyte	Maximum Contaminant Level Violations		Maximum Residual Disinfectant Level Violations		Treatment Technique Violations		Monitoring & Reporting Violations	
		# Viol.	# Systems	# Viol.	# Systems	# Viol.	# Systems	# Viol.	# Systems
2931	1,2-DIBROMO-3-CHLOROPROPANE	0	0			0	0	3	2
2063	2,3,7,8-TCDD	0	0			0	0	1	1
2110	2,4,5-TP	0	0			0	0	1	1
2105	2,4-D	0	0			0	0	1	1
2047	ALDICARB	0	0			0	0	1	1
2044	ALDICARB SULFONE	0	0			0	0	1	1
2043	ALDICARB SULFOXIDE	0	0			0	0	1	1
2050	ATRAZINE	0	0			0	0	1	1
2306	BENZO(A)PYRENE	0	0			0	0	1	1
2010	BHC-GAMMA	0	0			0	0	1	1
2046	CARBOFURAN	0	0			0	0	1	1
2959	CHLORDANE	0	0			0	0	1	1

Analyte Code	Analyte	Maximum Contaminant Level Violations		Maximum Residual Disinfectant Level Violations		Treatment Technique Violations		Monitoring & Reporting Violations	
		# Viol.	# Systems	# Viol.	# Systems	# Viol.	# Systems	# Viol.	# Systems
2031	DALAPON	0	0			0	0	1	1
2035	DI(2-ETHYLHEXYL) ADIPATE	0	0			0	0	1	1
2039	DI(2-ETHYLHEXYL) PHTHALATE	0	0			0	0	3	3
2041	DINOSEB	0	0			0	0	3	2
2032	DIQUAT	0	0			0	0	1	1
2033	ENDOTHALL	0	0			0	0	1	1
2005	ENDRIN	0	0			0	0	1	1
2946	ETHYLENE DIBROMIDE	0	0			0	0	5	3
2034	GLYPHOSATE	0	0			0	0	1	1
2065	HEPTACHLOR	0	0			0	0	1	1
2067	HEPTACHLOR EPOXIDE	0	0			0	0	1	1
2274	HEXACHLOROBENZENE	0	0			0	0	1	1
2042	HEXACHLOROCYCLOPENTADIENE	0	0			0	0	1	1
2051	LASSO	0	0			0	0	1	1
2015	METHOXYCHLOR	0	0			0	0	1	1
2036	OXAMYL	0	0			0	0	1	1
2326	PENTACHLOROPHENOL	0	0			0	0	1	1
2040	PICLORAM	0	0			0	0	1	1
2037	SIMAZINE	0	0			0	0	1	1
2383	TOTAL POLYCHLORINATED BIPHENYLS (PCB)	0	0			0	0	1	1
2020	TOXAPHENE	0	0			0	0	1	1

Lead and Copper Rule

Viol. Code	Violation Description	Action Level Exceedances		Treatment Technique Violations		Monitoring Violations		Reporting Violations	
		# Viol.	# Systems	# Viol.	# Systems	# Viol.	# Systems	# Viol.	# Systems
51	INITIAL TAP SAMPLING (LEAD AND COPPER RULE)					1	1		
52	FOLLOW-UP OR ROUTINE TAP M&R (LEAD AND COPPER RULE)					47	45		
53	WATER QUALITY PARAMETER M&R (LEAD AND COPPER RULE)					253	144		
56	INITIAL/FOLLOW-UP/ROUTINE SOWT M&R (LEAD AND COPPER RULE)					16	9		
57	OCCT/SOWT RECOMMENDATION/STUDY (LEAD AND COPPER RULE)			16	16				
58	OCCT/SOWT INSTALL DEMONSTRATION (LEAD AND COPPER RULE)			2	2				
59	WATER QUALITY PARAMETER LEVEL NON-COMPLIANCE (LEAD AND COPPER RULE)			13	10				
64	LEAD SERVICE LINE REPLACEMENT (LEAD AND COPPER RULE)			1	1				
65	PUBLIC EDUCATION (LEAD AND COPPER RULE)			3	3				
66	LEAD CONSUMER NOTICE (LEAD AND COPPER RULE)							174	154
C1	COPPER ACTION LEVEL EXCEEDANCE NC/NP	4	3						
CU	COPPER ACTION EXCEEDED	25	22						
D1	SUBMIT CCT FOR NC/NP SYS (FED TYPE 57)			1	1				
D5	INITIAL WATER QUALITY PARAMETER NONSUBMITTAL FOR NC/NP (53)					2	1		
D7	WATER QUALITY PARAMETER OPTIMAL MONITORING FOR NC/NP (WO)					1	1		
PB	LEAD ACTION LEVEL EXCEEDED	40	35						
PL	FAILURE TO RESPOND-PBCU PLAN DEFICIENCY							20	18

Viol. Code	Violation Description	Action Level Exceedances		Treatment Technique Violations		Monitoring Violations		Reporting Violations	
		# Viol.	# Systems	# Viol.	# Systems	# Viol.	# Systems	# Viol.	# Systems
PW	FAILURE TO RESPOND- WATER QUALITY PARAMETER PLAN DEFICIENCY							11	11

Public Notification and Reporting

Viol. Code	Violation Description	Public Notification Violations		Reporting Violations	
		# Viol.	# Systems	# Viol.	# Systems
71	CONSUMER CONFIDENCE REPORT			58	57
75	PUBLIC NOTICE RULE LINKED TO VIOLATION	11	11		

Appendix C: Community Water System 2018 Action Level Exceedance, Maximum Contaminant Level Exceedance, and Treatment Technique violations

Note: The absence of a Return to Compliance date indicates systems/violations that have not returned to compliance as of April 9, 2019.

PUBLIC WATER SYSTEM ID NUMBER	WATER SYSTEM NAME	CONTAMINANT/RULE: ANALYTE/RULE (CODE)	VIOLATION TYPE: NAME (CODE)	COMPLIANCE PERIOD BEGIN DATE	COMPLIANCE PERIOD END DATE	RETURN TO COMPLIANCE DATE
ACTION LEVEL EXCEEDANCES						
NJ0111006	SHADY PINES CAMPING RESORT	LEAD (1030)	LEAD ACTION LEVEL EXCEEDED (PB)	1/1/2018	6/30/2018	
NJ0238001	SUEZ WATER NEW JERSEY HACKENSACK	LEAD (1030)	LEAD ACTION LEVEL EXCEEDED (PB)	7/1/2018	12/31/2018	
NJ0303001	BORDENTOWN WATER DEPARTM	LEAD (1030)	LEAD ACTION LEVEL EXCEEDED (PB)	1/1/2018	6/30/2018	
NJ0303001	BORDENTOWN WATER DEPARTM	LEAD (1030)	LEAD ACTION LEVEL EXCEEDED (PB)	7/1/2018	12/31/2018	
NJ0314001	FIELDSBORO WATER DEPARTMENT	LEAD (1030)	LEAD ACTION LEVEL EXCEEDED (PB)	1/1/2016	12/31/2018	
NJ0314001	FIELDSBORO WATER DEPARTMENT	LEAD (1030)	LEAD ACTION LEVEL EXCEEDED (PB)	7/1/2018	12/31/2018	
NJ0516001	WOODBINE MUA	COPPER, FREE (1022)	COPPER ACTION EXCEEDED (CU)	1/1/2016	12/31/2018	
NJ0607001	HOPEWELL PLACE SENIOR APTS	COPPER, FREE (1022)	COPPER ACTION EXCEEDED (CU)	1/1/2018	6/30/2018	
NJ0702001	BLOOMFIELD WATER DEPARTMENT	LEAD (1030)	LEAD ACTION LEVEL EXCEEDED (PB)	1/1/2018	6/30/2018	
NJ0702001	BLOOMFIELD WATER DEPARTMENT	LEAD (1030)	LEAD ACTION LEVEL EXCEEDED (PB)	7/1/2018	12/31/2018	
NJ0714001	NEWARK WATER DEPARTMENT	LEAD (1030)	LEAD ACTION LEVEL EXCEEDED (PB)	1/1/2018	6/30/2018	

PUBLIC WATER SYSTEM ID NUMBER	WATER SYSTEM NAME	CONTAMINANT/RULE: ANALYTE/RULE (CODE)	VIOLATION TYPE: NAME (CODE)	COMPLIANCE PERIOD BEGIN DATE	COMPLIANCE PERIOD END DATE	RETURN TO COMPLIANCE DATE
NJ0714001	NEWARK WATER DEPARTMENT	LEAD (1030)	LEAD ACTION LEVEL EXCEEDED (PB)	7/1/2018	12/31/2018	
NJ0821001	WESTVILLE WATER DEPARTMENT	COPPER, FREE (1022)	COPPER ACTION EXCEEDED (CU)	1/1/2018	6/30/2018	
NJ0821001	WESTVILLE WATER DEPARTMENT	COPPER, FREE (1022)	COPPER ACTION EXCEEDED (CU)	7/1/2018	12/31/2018	
NJ1019002	SENATOR G.W. HAGEDORN PSYCHIATRIC HOSPIT	LEAD (1030)	LEAD ACTION LEVEL EXCEEDED (PB)	1/1/2016	12/31/2018	
NJ1019301	IMPERIAL VISTA CARE INC	COPPER, FREE (1022)	COPPER ACTION EXCEEDED (CU)	1/1/2016	12/31/2018	
NJ1019301	IMPERIAL VISTA CARE INC	LEAD (1030)	LEAD ACTION LEVEL EXCEEDED (PB)	1/1/2016	12/31/2018	
NJ1023001	STOCKTON WATER DEPARTMENT	COPPER, FREE (1022)	COPPER ACTION EXCEEDED (CU)	7/1/2018	12/31/2018	
NJ1111001	TRENTON WATER WORKS	LEAD (1030)	LEAD ACTION LEVEL EXCEEDED (PB)	1/1/2018	6/30/2018	
NJ1111001	TRENTON WATER WORKS	LEAD (1030)	LEAD ACTION LEVEL EXCEEDED (PB)	7/1/2018	12/31/2018	
NJ1427006	MOUNT OLIVE TWP W D SAND	COPPER, FREE (1022)	COPPER ACTION EXCEEDED (CU)	7/1/2018	12/31/2018	
NJ1427008	MT OLIVE TWP WD PINECREST	COPPER, FREE (1022)	COPPER ACTION EXCEEDED (CU)	1/1/2018	6/30/2018	
NJ1427008	MT OLIVE TWP WD PINECREST	COPPER, FREE (1022)	COPPER ACTION EXCEEDED (CU)	7/1/2018	12/31/2018	
NJ1518003	CEDAR GLEN WEST WATER CO	LEAD (1030)	LEAD ACTION LEVEL EXCEEDED (PB)	7/1/2018	12/31/2018	
NJ1615014	SUEZ WATER NEW JERSEY - CRESCENT PARK	COPPER, FREE (1022)	COPPER ACTION EXCEEDED (CU)	1/1/2018	6/30/2018	
NJ1615016	SUEZ WATER NEW JERSEY - OLDE MILFORD EST	LEAD (1030)	LEAD ACTION LEVEL EXCEEDED (PB)	1/1/2018	6/30/2018	

PUBLIC WATER SYSTEM ID NUMBER	WATER SYSTEM NAME	CONTAMINANT/RULE: ANALYTE/RULE (CODE)	VIOLATION TYPE: NAME (CODE)	COMPLIANCE PERIOD BEGIN DATE	COMPLIANCE PERIOD END DATE	RETURN TO COMPLIANCE DATE
NJ1815300	MATHENY MEDICAL AND EDUCATION CENTER	LEAD (1030)	LEAD ACTION LEVEL EXCEEDED (PB)	1/1/2016	12/31/2018	
NJ1922010	SUEZ WATER NEW JERSEY LAKE GLENWOOD	LEAD (1030)	LEAD ACTION LEVEL EXCEEDED (PB)	1/1/2018	12/31/2018	
NJ1922026	SUEZ WATER NEW JERSEY VERNON VALLEY	LEAD (1030)	LEAD ACTION LEVEL EXCEEDED (PB)	1/1/2016	12/31/2018	
MAXIMUM CONTAMINANT LEVEL EXCEEDANCES						
NJ0111007	SWAN LAKE RESORT	1,1-DICHLOROETHYLENE (2977)	MCL, AVERAGE (02)	7/1/2018	9/30/2018	
NJ0111007	SWAN LAKE RESORT	1,1-DICHLOROETHYLENE (2977)	MCL, AVERAGE (02)	10/1/2018	12/31/2018	
NJ0119001	DELILAH TERRACE MHP	GROSS ALPHA, EXCL. RADON & U (4000)	MCL, AVERAGE (02)	10/1/2018	12/31/2018	
NJ0211001	ELMWOOD PARK WATER DEPT	TTHM (2950)	MCL, LOCATIONAL RUNNING ANNUAL AVERAGE (02)	4/1/2018	6/30/2018	
NJ0305001	BURLINGTON CITY WATER DE	TOTAL HALOACETIC ACIDS (HAA5) (2456)	MCL, LOCATIONAL RUNNING ANNUAL AVERAGE (02)	1/1/2018	3/31/2018	
NJ0305001	BURLINGTON CITY WATER DE	TTHM (2950)	MCL, LOCATIONAL RUNNING ANNUAL AVERAGE (02)	1/1/2018	3/31/2018	
NJ0305001	BURLINGTON CITY WATER DE	TTHM (2950)	MCL, LOCATIONAL RUNNING ANNUAL AVERAGE (02)	4/1/2018	6/30/2018	
NJ0305001	BURLINGTON CITY WATER DE	TTHM (2950)	MCL, LOCATIONAL RUNNING ANNUAL AVERAGE (02)	7/1/2018	9/30/2018	
NJ0305001	BURLINGTON CITY WATER DE	TTHM (2950)	MCL, LOCATIONAL RUNNING ANNUAL AVERAGE (02)	10/1/2018	12/31/2018	
NJ0605002	TIPS TRAILER PARK & SALE	GROSS ALPHA, EXCL. RADON & U (4000)	MCL, AVERAGE (02)	1/1/2018	3/31/2018	
NJ0605002	TIPS TRAILER PARK & SALE	GROSS ALPHA, EXCL. RADON & U (4000)	MCL, AVERAGE (02)	4/1/2018	6/30/2018	

PUBLIC WATER SYSTEM ID NUMBER	WATER SYSTEM NAME	CONTAMINANT/RULE: ANALYTE/RULE (CODE)	VIOLATION TYPE: NAME (CODE)	COMPLIANCE PERIOD BEGIN DATE	COMPLIANCE PERIOD END DATE	RETURN TO COMPLIANCE DATE
NJ0605002	TIPS TRAILER PARK & SALE	GROSS ALPHA, EXCL. RADON & U (4000)	MCL, AVERAGE (02)	7/1/2018	9/30/2018	
NJ0613004	UPPER DEERFIELD TWP WATER DEPT	NITRATE (1040)	MCL, AVERAGE (02)	7/1/2018	9/30/2018	
NJ0613004	UPPER DEERFIELD TWP WATER DEPT	NITRATE (1040)	MCL, AVERAGE (02)	10/1/2018	12/31/2018	
NJ0614002	PARKWOOD BRANCH TERRACES	NITRATE (1040)	MCL, AVERAGE (02)	1/1/2018	3/31/2018	8/7/2018
NJ0701001	BELLEVILLE WATER DEPT	TOTAL HALOACETIC ACIDS (HAA5) (2456)	MCL, LOCATIONAL RUNNING ANNUAL AVERAGE (02)	4/1/2018	6/30/2018	
NJ0701001	BELLEVILLE WATER DEPT	TOTAL HALOACETIC ACIDS (HAA5) (2456)	MCL, LOCATIONAL RUNNING ANNUAL AVERAGE (02)	7/1/2018	9/30/2018	
NJ0701001	BELLEVILLE WATER DEPT	TOTAL HALOACETIC ACIDS (HAA5) (2456)	MCL, LOCATIONAL RUNNING ANNUAL AVERAGE (02)	10/1/2018	12/31/2018	
NJ0701001	BELLEVILLE WATER DEPT	TTHM (2950)	MCL, LOCATIONAL RUNNING ANNUAL AVERAGE (02)	10/1/2018	12/31/2018	
NJ0702001	BLOOMFIELD WATER DEPARTMENT	TOTAL HALOACETIC ACIDS (HAA5) (2456)	MCL, LOCATIONAL RUNNING ANNUAL AVERAGE (02)	1/1/2018	3/31/2018	
NJ0702001	BLOOMFIELD WATER DEPARTMENT	TOTAL HALOACETIC ACIDS (HAA5) (2456)	MCL, LOCATIONAL RUNNING ANNUAL AVERAGE (02)	4/1/2018	6/30/2018	
NJ0702001	BLOOMFIELD WATER DEPARTMENT	TOTAL HALOACETIC ACIDS (HAA5) (2456)	MCL, LOCATIONAL RUNNING ANNUAL AVERAGE (02)	7/1/2018	9/30/2018	
NJ0702001	BLOOMFIELD WATER DEPARTMENT	TTHM (2950)	MCL, LOCATIONAL RUNNING ANNUAL AVERAGE (02)	7/1/2018	9/30/2018	
NJ0702001	BLOOMFIELD WATER DEPARTMENT	TOTAL HALOACETIC ACIDS (HAA5) (2456)	MCL, LOCATIONAL RUNNING ANNUAL AVERAGE (02)	10/1/2018	12/31/2018	
NJ0714001	NEWARK WATER DEPARTMENT	TOTAL HALOACETIC ACIDS (HAA5) (2456)	MCL, LOCATIONAL RUNNING ANNUAL AVERAGE (02)	7/1/2018	9/30/2018	
NJ0714001	NEWARK WATER DEPARTMENT	TOTAL HALOACETIC ACIDS (HAA5) (2456)	MCL, LOCATIONAL RUNNING ANNUAL AVERAGE (02)	10/1/2018	12/31/2018	

PUBLIC WATER SYSTEM ID NUMBER	WATER SYSTEM NAME	CONTAMINANT/RULE: ANALYTE/RULE (CODE)	VIOLATION TYPE: NAME (CODE)	COMPLIANCE PERIOD BEGIN DATE	COMPLIANCE PERIOD END DATE	RETURN TO COMPLIANCE DATE
NJ0716001	NUTLEY WATER DEPT	TOTAL HALOACETIC ACIDS (HAA5) (2456)	MCL, LOCATIONAL RUNNING ANNUAL AVERAGE (02)	10/1/2018	12/31/2018	
NJ1111001	TRENTON WATER WORKS	TOTAL HALOACETIC ACIDS (HAA5) (2456)	MCL, LOCATIONAL RUNNING ANNUAL AVERAGE (02)	1/1/2018	3/31/2018	2/8/2019
NJ1111001	TRENTON WATER WORKS	TOTAL HALOACETIC ACIDS (HAA5) (2456)	MCL, LOCATIONAL RUNNING ANNUAL AVERAGE (02)	4/1/2018	6/30/2018	2/8/2019
NJ1111001	TRENTON WATER WORKS	TOTAL HALOACETIC ACIDS (HAA5) (2456)	MCL, LOCATIONAL RUNNING ANNUAL AVERAGE (02)	7/1/2018	9/30/2018	2/8/2019
NJ1111001	TRENTON WATER WORKS	TTHM (2950)	MCL, LOCATIONAL RUNNING ANNUAL AVERAGE (02)	1/1/2018	3/31/2018	
NJ1111001	TRENTON WATER WORKS	TTHM (2950)	MCL, LOCATIONAL RUNNING ANNUAL AVERAGE (02)	7/1/2018	9/30/2018	
NJ1111001	TRENTON WATER WORKS	TTHM (2950)	MCL, LOCATIONAL RUNNING ANNUAL AVERAGE (02)	10/1/2018	12/31/2018	
NJ1309001	US NAVAL WEAPONS STATION	TTHM (2950)	MCL, LOCATIONAL RUNNING ANNUAL AVERAGE (02)	7/1/2018	9/30/2018	
NJ1309001	US NAVAL WEAPONS STATION	TTHM (2950)	MCL, LOCATIONAL RUNNING ANNUAL AVERAGE (02)	10/1/2018	12/31/2018	
NJ1309415	BRANDYWINE ASSISTED LIVING AT COLTS NECK	E. COLI (3014)	MCL, E. COLI, POS E COLI (REVISED TOTAL COLIFORM RULE) (1A)	8/1/2018	8/31/2018	
NJ1347001	LAKE COMO WATER DEPT	TTHM (2950)	MCL, LOCATIONAL RUNNING ANNUAL AVERAGE (02)	10/1/2018	12/31/2018	
NJ1416001	LINCOLN PARK WATER DEPT	TTHM (2950)	MCL, LOCATIONAL RUNNING ANNUAL AVERAGE (02)	1/1/2018	3/31/2018	
NJ1424001	SOUTHEAST MORRIS COUNTY MUA	TTHM (2950)	MCL, LOCATIONAL RUNNING ANNUAL AVERAGE (02)	7/1/2018	9/30/2018	
NJ1424001	SOUTHEAST MORRIS COUNTY MUA	TTHM (2950)	MCL, LOCATIONAL RUNNING ANNUAL AVERAGE (02)	10/1/2018	12/31/2018	
NJ1431001	PEQUANNOCK TWP WATER DEPARTMENT	TTHM (2950)	MCL, LOCATIONAL RUNNING ANNUAL AVERAGE (02)	10/1/2018	12/31/2018	

PUBLIC WATER SYSTEM ID NUMBER	WATER SYSTEM NAME	CONTAMINANT/RULE: ANALYTE/RULE (CODE)	VIOLATION TYPE: NAME (CODE)	COMPLIANCE PERIOD BEGIN DATE	COMPLIANCE PERIOD END DATE	RETURN TO COMPLIANCE DATE
NJ1518005	MANCHESTER TWP WATER UTILITY - EASTERN	COMBINED RADIUM (-226 & -228) (4010)	MCL, AVERAGE (02)	4/1/2018	6/30/2018	
NJ1615003	PASSAIC VALLEY W C HIGH CREST	TTHM (2950)	MCL, LOCATIONAL RUNNING ANNUAL AVERAGE (02)	10/1/2018	12/31/2018	
NJ1710304	EAGLEVIEW HEALTH & REHABILITATION	COMBINED RADIUM (-226 & -228) (4010)	MCL, AVERAGE (02)	1/1/2018	3/31/2018	7/9/2018
NJ1710304	EAGLEVIEW HEALTH & REHABILITATION	NITRATE (1040)	MCL, AVERAGE (02)	1/1/2018	3/31/2018	7/9/2018
NJ1710304	EAGLEVIEW HEALTH & REHABILITATION	COMBINED RADIUM (-226 & -228) (4010)	MCL, AVERAGE (02)	4/1/2018	6/30/2018	7/9/2018
NJ1915001	NEWTON WATER & SEWER UTILITY	TOTAL HALOACETIC ACIDS (HAA5) (2456)	MCL, LOCATIONAL RUNNING ANNUAL AVERAGE (02)	7/1/2018	9/30/2018	
NJ1924006	TOWN CENTER AT WANTAGE	E. COLI (3014)	MCL, E. COLI, POS E COLI (REVISED TOTAL COLIFORM RULE) (1A)	2/1/2018	2/28/2018	3/19/2018
TREATMENT TECHNIQUE VIOLATIONS						
NJ0102001	ATLANTIC CITY MUA	TURBIDITY (0100)	SINGLE COMB FLTR EFFLUENT (INTERIM ENHANCED SURFACE WATER TREATMENT RULE/LT1) (43)	11/1/2018	11/30/2018	12/31/2018
NJ0111006	SHADY PINES CAMPING RESORT	LEAD & COPPER RULE (5000)	PUBLIC EDUCATION (LEAD AND COPPER RULE) (65)	9/1/2018		
NJ0119001	DELILAH TERRACE MHP	REVISED TOTAL COLIFORM RULE (REVISED TOTAL COLIFORM RULE) (8000)	CORRECTIVE/EXPEDITED ACTIONS (REVISED TOTAL COLIFORM RULE) (2C)	8/16/2018	10/15/2018	10/15/2018
NJ0612001	BAYSHORE MOBILE HOME PARK	LEAD & COPPER RULE (5000)	WATER QUALITY PARAMETER LEVEL NON-COMPLIANCE (LEAD AND COPPER RULE) (59)	7/1/2018	12/31/2018	3/20/2019
NJ0614002	PARKWOOD BRANCH TERRACES	NITRATE (1040)	FAILURE TO MAINTAIN TREATMENT DEVICE (TD)	1/1/2018	3/31/2018	1/10/2018

PUBLIC WATER SYSTEM ID NUMBER	WATER SYSTEM NAME	CONTAMINANT/RULE: ANALYTE/RULE (CODE)	VIOLATION TYPE: NAME (CODE)	COMPLIANCE PERIOD BEGIN DATE	COMPLIANCE PERIOD END DATE	RETURN TO COMPLIANCE DATE
NJ0701001	BELLEVILLE WATER DEPT	REVISED TOTAL COLIFORM RULE (REVISED TOTAL COLIFORM RULE) (8000)	LEVEL 2 ASSESSMENT, 2ND LEVEL 1(REVISED TOTAL COLIFORM RULE) (2B)	8/12/2018	8/7/2018	8/7/2018
NJ0701001	BELLEVILLE WATER DEPT	REVISED TOTAL COLIFORM RULE (REVISED TOTAL COLIFORM RULE) (8000)	LEVEL 2 ASSESSMENT, 2ND LEVEL 1(REVISED TOTAL COLIFORM RULE) (2B)	9/8/2018	8/21/2018	8/21/2018
NJ0701001	BELLEVILLE WATER DEPT	REVISED TOTAL COLIFORM RULE (REVISED TOTAL COLIFORM RULE) (8000)	LEVEL 2 ASSESSMENT, 2ND LEVEL 1(REVISED TOTAL COLIFORM RULE) (2B)	10/12/2018	10/1/2018	10/1/2018
NJ0702001	BLOOMFIELD WATER DEPARTMENT	STATE RULE (SR)	FAILURE TO REMEDIATE MCL WITHIN 1 YEAR (1Y)	3/11/2018		
NJ0702001	BLOOMFIELD WATER DEPARTMENT	REVISED TOTAL COLIFORM RULE (REVISED TOTAL COLIFORM RULE) (8000)	LEVEL 2 ASSESSMENT, 2ND LEVEL 1(REVISED TOTAL COLIFORM RULE) (2B)	12/10/2018		
NJ0714001	NEWARK WATER DEPARTMENT	LEAD & COPPER RULE (5000)	PUBLIC EDUCATION (LEAD AND COPPER RULE) (65)	9/1/2018		
NJ0714001	NEWARK WATER DEPARTMENT	INTERIM ENHANCED SURFACE WATER TREATMENT RULE (0300)	MONTHLY COMB FLTR EFFLUENT (INTERIM ENHANCED SURFACE WATER TREATMENT RULE/LT1) (44)	11/1/2018	11/30/2018	
NJ0714001	NEWARK WATER DEPARTMENT	INTERIM ENHANCED SURFACE WATER TREATMENT RULE (0300)	MONTHLY COMB FLTR EFFLUENT (INTERIM ENHANCED SURFACE WATER TREATMENT RULE/LT1) (44)	12/1/2018	12/31/2018	
NJ0810005	MANOR WATER ASSOCIATIONS	REVISED TOTAL COLIFORM RULE (REVISED TOTAL COLIFORM RULE) (8000)	LEVEL 1 ASSESS, MULTIPLE TC POS (REVISED TOTAL COLIFORM RULE) (2A)	1/8/2018		
NJ0810005	MANOR WATER ASSOCIATIONS	REVISED TOTAL COLIFORM RULE (REVISED TOTAL COLIFORM RULE) (8000)	LEVEL 2 ASSESSMENT, 2ND LEVEL 1(REVISED TOTAL COLIFORM RULE) (2B)	10/12/2018		
NJ0810005	MANOR WATER ASSOCIATIONS	REVISED TOTAL COLIFORM RULE (REVISED TOTAL COLIFORM RULE) (8000)	LEVEL 2 ASSESSMENT, 2ND LEVEL 1(REVISED TOTAL COLIFORM RULE) (2B)	12/2/2018		

PUBLIC WATER SYSTEM ID NUMBER	WATER SYSTEM NAME	CONTAMINANT/RULE: ANALYTE/RULE (CODE)	VIOLATION TYPE: NAME (CODE)	COMPLIANCE PERIOD BEGIN DATE	COMPLIANCE PERIOD END DATE	RETURN TO COMPLIANCE DATE
NJ0821001	WESTVILLE WATER DEPARTMENT	LEAD & COPPER RULE (5000)	OCCT/SOWT RECOMMENDATION/STUDY (LEAD AND COPPER RULE) (57)	4/1/2018	4/6/2018	4/6/2018
NJ1019311	LITTLE BROOK NURSING HOM	LEAD & COPPER RULE (5000)	OCCT/SOWT RECOMMENDATION/STUDY (LEAD AND COPPER RULE) (57)	1/1/2018	4/27/2018	4/27/2018
NJ1111001	TRENTON WATER WORKS	CHLORINE (0999)	RES DISINFECT CONCENTRATION (SURFACE WATER TREATMENT RULE) (41)	1/1/2018	1/31/2018	2/28/2018
NJ1111001	TRENTON WATER WORKS	LEAD & COPPER RULE (5000)	OCCT/SOWT RECOMMENDATION/STUDY (LEAD AND COPPER RULE) (57)	1/1/2018		
NJ1111001	TRENTON WATER WORKS	LEAD & COPPER RULE (5000)	LEAD SERVICE LINE REPLACEMENT (LEAD AND COPPER RULE) (64)	7/1/2018		
NJ1216001	PERTH AMBOY WATER DEPARTMENT	LEAD & COPPER RULE (5000)	WATER QUALITY PARAMETER LEVEL NON-COMPLIANCE (LEAD AND COPPER RULE) (59)	7/1/2018	12/31/2018	3/1/2019
NJ1309001	US NAVAL WEAPONS STATION	CHLORINE (0999)	RES DISINFECT CONCENTRATION (SURFACE WATER TREATMENT RULE) (41)	9/1/2018	9/30/2018	
NJ1309415	BRANDYWINE ASSISTED LIVING AT COLTS NECK	REVISED TOTAL COLIFORM RULE (REVISED TOTAL COLIFORM RULE) (8000)	LEVEL 2 ASSESSMENT, MCL TRIGGERED (REVISED TOTAL COLIFORM RULE) (2B)	9/21/2018		
NJ1415002	KINNELON WATER DEPT	LEAD & COPPER RULE (5000)	OCCT/SOWT RECOMMENDATION/STUDY (LEAD AND COPPER RULE) (57)	4/1/2018		6/28/2018
NJ1427018	MORRIS CHASE/MORRIS HUNT PCWS	REVISED TOTAL COLIFORM RULE (REVISED TOTAL COLIFORM RULE) (8000)	LEVEL 1 ASSESS, MULTIPLE TC POS (REVISED TOTAL COLIFORM RULE) (2A)	9/4/2018		
NJ1525001	POINT PLEASANT BEACH WATER DEPARTMENT	CHLORINE (0999)	RES DISINFECT CONCENTRATION (SURFACE WATER TREATMENT RULE) (41)	8/1/2018	8/31/2018	1/5/2019

PUBLIC WATER SYSTEM ID NUMBER	WATER SYSTEM NAME	CONTAMINANT/RULE: ANALYTE/RULE (CODE)	VIOLATION TYPE: NAME (CODE)	COMPLIANCE PERIOD BEGIN DATE	COMPLIANCE PERIOD END DATE	RETURN TO COMPLIANCE DATE
NJ1615002	SUEZ WATER NEW JERSEY- GREENBROOK ESTATES	LEAD & COPPER RULE (5000)	OCCT/SOWT RECOMMENDATION/STUDY (LEAD AND COPPER RULE) (57)	8/1/2018		
NJ1615006	SUEZ WATER NEW JERSEY - PARKWAY	LEAD & COPPER RULE (5000)	OCCT/SOWT RECOMMENDATION/STUDY (LEAD AND COPPER RULE) (57)	4/1/2018		
NJ1615016	SUEZ WATER NEW JERSEY - OLDE MILFORD EST	LEAD & COPPER RULE (5000)	PUBLIC EDUCATION (LEAD AND COPPER RULE) (65)	9/1/2018	9/20/2018	9/20/2018
NJ1921001	SUSSEX W DEPT	TURBIDITY (0100)	SINGLE COMB FLTR EFFLUENT (INTERIM ENHANCED SURFACE WATER TREATMENT RULE/LT1) (43)	1/1/2018	1/31/2018	2/28/2018
NJ1921001	SUSSEX W DEPT	INTERIM ENHANCED SURFACE WATER TREATMENT RULE (0300)	MONTHLY COMB FLTR EFFLUENT (INTERIM ENHANCED SURFACE WATER TREATMENT RULE/LT1) (44)	1/1/2018	1/31/2018	2/28/2018

Appendix D: Non-Community Water System 2018 Action Level Exceedance, Maximum Contaminant Level Exceedance, and Treatment Technique violations

Note - the absence of a Return to Compliance date indicates systems/violations that have not returned to compliance as of April 9, 2019.

Public Water System ID Number	Water System Name	Contaminant/Rule: Analyte/Rule (Code)	Violation Type: Name (Code)	Compliance Period Begin Date	Compliance Period End Date	Return to Compliance Date*
Action Level Exceedances						
NJ0102302	BALLYS PARK PLACE CASINO	COPPER, FREE (1022)	COPPER ACTION EXCEEDED (CU)	1/1/2018	6/30/2018	
NJ0102302	BALLYS PARK PLACE CASINO	LEAD (1030)	LEAD ACTION LEVEL EXCEEDED (PB)	1/1/2018	6/30/2018	
NJ0108388	RSL WOODWORKING PRODUCTS CORP	COPPER, FREE (1022)	COPPER ACTION EXCEEDED (CU)	1/1/2018	6/30/2018	
NJ0108388	RSL WOODWORKING PRODUCTS CORP	LEAD (1030)	LEAD ACTION LEVEL EXCEEDED (PB)	7/1/2018	12/31/2018	
NJ0110307	SOUTH JERSEY GAS CO	COPPER, FREE (1022)	COPPER ACTION EXCEEDED (CU)	1/1/2018	6/30/2018	
NJ0110309	OLD CASTLE	COPPER, FREE (1022)	COPPER ACTION EXCEEDED (CU)	1/1/2018	6/30/2018	
NJ0112324	AC EXPSWY FARLEY AREA	LEAD (1030)	LEAD ACTION LEVEL EXCEEDED (PB)	1/1/2018	6/30/2018	
NJ0215300	ENGLEWOOD HOSPITAL	LEAD (1030)	LEAD ACTION LEVEL EXCEEDED (PB)	1/1/2018	6/30/2018	
NJ0435367	RICHARDS ELEMENTARY SCHOOL	LEAD (1030)	LEAD ACTION LEVEL EXCEEDED (PB)	1/1/2016	12/31/2018	
NJ0605323	FAIRFIELD TOWNSHIP SCHOOL	COPPER, FREE (1022)	COPPER ACTION EXCEEDED (CU)	1/1/2016	12/31/2018	
NJ0605323	FAIRFIELD TOWNSHIP SCHOOL	COPPER, FREE (1022)	COPPER ACTION EXCEEDED (CU)	7/1/2018	12/31/2018	

Public Water System ID Number	Water System Name	Contaminant/Rule: Analyte/Rule (Code)	Violation Type: Name (Code)	Compliance Period Begin Date	Compliance Period End Date	Return to Compliance Date*
NJ0809309	XYLEM DEWATERING INC DBA GODWIN	COPPER, FREE (1022)	COPPER ACTION EXCEEDED (CU)	7/1/2018	12/31/2018	
NJ0809309	XYLEM DEWATERING INC DBA GODWIN	LEAD (1030)	LEAD ACTION LEVEL EXCEEDED (PB)	7/1/2018	12/31/2018	
NJ1019309	HOFFMANS CROSSING SCHOOL	LEAD (1030)	LEAD ACTION LEVEL EXCEEDED (PB)	7/1/2018	12/31/2018	
NJ1019314	VOORHEES HIGH SCHOOL	LEAD (1030)	LEAD ACTION LEVEL EXCEEDED (PB)	1/1/2016	12/31/2018	
NJ1021438	KUHL CORPORATION	LEAD (1030)	LEAD ACTION LEVEL EXCEEDED (PB)	1/1/2016	12/31/2018	
NJ1026302	SOUTH HUNTERDON REGIONAL HS	COPPER, FREE (1022)	COPPER ACTION EXCEEDED (CU)	1/1/2018	6/30/2018	
NJ1106304	MUSIC & MOVEMENT CENTER	COPPER, FREE (1022)	COPPER ACTION EXCEEDED (CU)	1/1/2016	12/31/2018	
NJ1107325	TERHUNE ORCHARDS	LEAD (1030)	LEAD ACTION LEVEL EXCEEDED (PB)	7/1/2018	12/31/2018	
NJ1113301	SRI INTERNATIONAL	LEAD (1030)	LEAD ACTION LEVEL EXCEEDED (PB)	7/1/2018	12/31/2018	
NJ1319402	FAIRFIELD INDUST PARK #1	LEAD (1030)	LEAD ACTION LEVEL EXCEEDED (PB)	1/1/2016	12/31/2018	
NJ1352322	BRIELLE HILLS CONDO ASSOCIATION BLDG 8,9	LEAD (1030)	LEAD ACTION LEVEL EXCEEDED (PB)	1/1/2018	6/30/2018	
NJ1402308	KIJ MANAGEMENT	LEAD (1030)	LEAD ACTION LEVEL EXCEEDED (PB)	1/1/2018	12/31/2018	
NJ1407331	RAINBOW CHILD CARE CENTER	COPPER, FREE (1022)	COPPER ACTION EXCEEDED (CU)	7/1/2018	12/31/2018	
NJ1421341	KE KON REALTY CO INC	LEAD (1030)	LEAD ACTION LEVEL EXCEEDED (PB)	1/1/2016	12/31/2018	
NJ1427393	FLA-NET CAMPGROUND	LEAD (1030)	LEAD ACTION LEVEL EXCEEDED (PB)	7/1/2018	12/31/2018	

Public Water System ID Number	Water System Name	Contaminant/Rule: Analyte/Rule (Code)	Violation Type: Name (Code)	Compliance Period Begin Date	Compliance Period End Date	Return to Compliance Date*
NJ1432349	PLAZA 415 CONDO ASSOCIATION	LEAD (1030)	LEAD ACTION LEVEL EXCEEDED (PB)	1/1/2018	12/31/2018	
NJ1436329	NJ1881 ROUTE 46	COPPER, FREE (1022)	COPPER ACTION EXCEEDED (CU)	7/1/2018	12/31/2018	
NJ1436329	NJ1881 ROUTE 46	LEAD (1030)	LEAD ACTION LEVEL EXCEEDED (PB)	7/1/2018	12/31/2018	
NJ1505391	SHORE PLAZA	COPPER, FREE (1022)	COPPER ACTION LEVEL EXCEEDANCE NC/NP (C1)	7/1/2018	12/31/2018	
NJ1507308	OCEAN CNTY P.I.C., INC.	COPPER, FREE (1022)	COPPER ACTION EXCEEDED (CU)	1/1/2018	12/31/2018	
NJ1514354	THE LEARNING LADDER ACADEMY II	COPPER, FREE (1022)	COPPER ACTION EXCEEDED (CU)	1/1/2018	6/30/2018	
NJ1615330	PARADISE KNOLL ELEM SCHOOL	LEAD (1030)	LEAD ACTION LEVEL EXCEEDED (PB)	1/1/2016	12/31/2018	
NJ1908325	GREEN APPLE ACADEMY	LEAD (1030)	LEAD ACTION LEVEL EXCEEDED (PB)	1/1/2018	12/31/2018	
NJ2104305	BLAIRSTOWN COMMONS	COPPER, FREE (1022)	COPPER ACTION EXCEEDED (CU)	7/1/2018	12/31/2018	
NJ2106309	JAMES ALEXANDER CORP	COPPER, FREE (1022)	COPPER ACTION EXCEEDED (CU)	7/1/2018	12/31/2018	
<i>Maximum Contaminant Level Exceedances</i>						
NJ0435375	WATERFORD ELEMENTARY SCHOOL	GROSS ALPHA, EXCL. RADON & U (4000)	MCL, AVERAGE (02)	1/1/2018	3/31/2018	12/21/2018
NJ0435375	WATERFORD ELEMENTARY SCHOOL	GROSS ALPHA, EXCL. RADON & U (4000)	MCL, AVERAGE (02)	4/1/2018	6/30/2018	12/21/2018
NJ0809309	XYLEM DEWATERING INC DBA GODWIN	E. COLI (3014)	MCL, E. COLI, POS E COLI (REVISED TOTAL COLIFORM RULE) (1A)	10/1/2018	10/31/2018	1/25/2019
NJ1006370	RIGHT AT HOME DAYCARE	E. COLI (3014)	MCL, E. COLI, POS E COLI (REVISED TOTAL COLIFORM RULE) (1A)	7/1/2018	7/31/2018	8/24/2018

Public Water System ID Number	Water System Name	Contaminant/Rule: Analyte/Rule (Code)	Violation Type: Name (Code)	Compliance Period Begin Date	Compliance Period End Date	Return to Compliance Date*
NJ1021333	TRI-SEAL	E. COLI (3014)	MCL, E. COLI, POS E COLI (REVISED TOTAL COLIFORM RULE) (1A)	5/1/2018	5/31/2018	
NJ1022361	SALEM SQUARE	E. COLI (3014)	MCL, E. COLI, POS E COLI (REVISED TOTAL COLIFORM RULE) (1A)	5/1/2018	5/31/2018	7/16/2018
NJ1022361	SALEM SQUARE	E. COLI (3014)	MCL, E. COLI, POS E COLI (REVISED TOTAL COLIFORM RULE) (1A)	8/1/2018	8/31/2018	12/21/2018
NJ1026320	HALF PINT DAYCARE	ARSENIC (1005)	MCL, AVERAGE (02)	1/1/2018	3/31/2018	2/19/2019
NJ1026320	HALF PINT DAYCARE	ARSENIC (1005)	MCL, AVERAGE (02)	4/1/2018	6/30/2018	2/19/2019
NJ1026320	HALF PINT DAYCARE	ARSENIC (1005)	MCL, AVERAGE (02)	7/1/2018	9/30/2018	2/19/2019
NJ1026320	HALF PINT DAYCARE	ARSENIC (1005)	MCL, AVERAGE (02)	10/1/2018	12/31/2018	2/19/2019
NJ1106338	PENNINGTON CHILDREN ACADEMY	E. COLI (3014)	MCL, E. COLI, POS E COLI (REVISED TOTAL COLIFORM RULE) (1A)	2/1/2018	2/28/2018	3/20/2018
NJ1106338	PENNINGTON CHILDREN ACADEMY	E. COLI (3014)	MCL, E. COLI, POS E COLI (REVISED TOTAL COLIFORM RULE) (1A)	6/1/2018	6/30/2018	7/9/2018
NJ1351338	NJ CHRISTIAN ACADEMY MAIN BLDG WELL 2	E. COLI (3014)	MCL, E. COLI, POS E COLI (REVISED TOTAL COLIFORM RULE) (1A)	11/1/2018	11/30/2018	
NJ1351338	NJ CHRISTIAN ACADEMY MAIN BLDG WELL 2	E. COLI (3014)	MCL, E. COLI, POS E COLI (REVISED TOTAL COLIFORM RULE) (1A)	12/1/2018	12/31/2018	
NJ1352301	SUMMER HILL DAY CAMP	E. COLI (3014)	MCL, E. COLI, POS E COLI (REVISED TOTAL COLIFORM RULE) (1A)	8/1/2018	8/31/2018	9/20/2018
NJ1902320	REDEEMER LUTHERAN CHURCH	NITRATE (1040)	MCL, AVERAGE (02)	1/1/2018	3/31/2018	10/23/2018
NJ1902320	REDEEMER LUTHERAN CHURCH	NITRATE (1040)	MCL, AVERAGE (02)	4/1/2018	6/30/2018	10/23/2018
NJ1918351	SUSSEX CTY CHARTER SCHOOL - A	E. COLI (3014)	MCL, E. COLI, POS E COLI (REVISED TOTAL COLIFORM RULE) (1A)	8/1/2018	8/31/2018	9/17/2018

Public Water System ID Number	Water System Name	Contaminant/Rule: Analyte/Rule (Code)	Violation Type: Name (Code)	Compliance Period Begin Date	Compliance Period End Date	Return to Compliance Date*
NJ1918351	SUSSEX CTY CHARTER SCHOOL - A	E. COLI (3014)	MCL, E. COLI, POS E COLI (REVISED TOTAL COLIFORM RULE) (1A)	11/1/2018	11/30/2018	12/17/2018
NJ2104305	BLAIRSTOWN COMMONS	E. COLI (3014)	MCL, E. COLI, POS E COLI (REVISED TOTAL COLIFORM RULE) (1A)	6/1/2018	6/30/2018	9/14/2018
NJ2104305	BLAIRSTOWN COMMONS	E. COLI (3014)	MCL, E. COLI, POS E COLI (REVISED TOTAL COLIFORM RULE) (1A)	6/1/2018	6/30/2018	11/20/2018
NJ2106307	FRELINGHUYSEN TWP ELM SC	NITRATE (1040)	MCL, AVERAGE (02)	7/1/2018	9/30/2018	2/25/2019
NJ2106309	JAMES ALEXANDER CORP	E. COLI (3014)	MCL, E. COLI, POS E COLI (REVISED TOTAL COLIFORM RULE) (1A)	7/1/2018	7/31/2018	12/1/2018
Maximum Residual Disinfection Level Violations						
NJ2119303	GULBRANDSEN TECHNOLOGIES INC.	CHLORINE (0999)	MRDL (CHLORINE/CHLORAMINE) (11)	1/1/2018	3/31/2018	1/11/2019
NJ2119303	GULBRANDSEN TECHNOLOGIES INC.	CHLORINE (0999)	MRDL (CHLORINE/CHLORAMINE) (11)	4/1/2018	6/30/2018	1/11/2019
NJ2119303	GULBRANDSEN TECHNOLOGIES INC.	CHLORINE (0999)	MRDL (CHLORINE/CHLORAMINE) (11)	7/1/2018	9/30/2018	1/11/2019
Treatment Technique Violations						
NJ0105300	BUENA REGIONAL HIGH SCHOOL	LEAD & COPPER RULE (5000)	WATER QUALITY PARAMETER LEVEL NON-COMPLIANCE (LEAD AND COPPER RULE) (59)	1/1/2018	6/30/2018	9/27/2018
NJ0110309	OLD CASTLE	LEAD & COPPER RULE (5000)	OCCT/SOWT RECOMMENDATION/STUDY (LEAD AND COPPER RULE) (57)	7/12/2018		
NJ0111310	THE RAMS HEAD INN	LEAD & COPPER RULE (5000)	OCCT/SOWT RECOMMENDATION/STUDY (LEAD AND COPPER RULE) (57)	4/1/2018	4/13/2018	4/13/2018
NJ0117303	MULLICA TWP PRIMARY SCHOOL	LEAD & COPPER RULE (5000)	OCCT/SOWT RECOMMENDATION/STUDY (LEAD AND COPPER RULE) (57)	4/1/2018	9/27/2018	6/8/2018

Public Water System ID Number	Water System Name	Contaminant/Rule: Analyte/Rule (Code)	Violation Type: Name (Code)	Compliance Period Begin Date	Compliance Period End Date	Return to Compliance Date*
NJ0117331	HOMESTEAD RESIDENTIAL HEALTH CARE	LEAD & COPPER RULE (5000)	WATER QUALITY PARAMETER LEVEL NON-COMPLIANCE (LEAD AND COPPER RULE) (59)	1/1/2018	6/30/2018	
NJ0117331	HOMESTEAD RESIDENTIAL HEALTH CARE	LEAD & COPPER RULE (5000)	WATER QUALITY PARAMETER LEVEL NON-COMPLIANCE (LEAD AND COPPER RULE) (59)	7/1/2018	12/31/2018	
NJ0263320	UPPER SADDLE RIVER REFORMED CHURCH	LEAD & COPPER RULE (5000)	OCCT/SOWT RECOMMENDATION/STUDY (LEAD AND COPPER RULE) (57)	4/1/2017	4/24/2018	4/24/2018
NJ0435375	WATERFORD ELEMENTARY SCHOOL	GROSS ALPHA, EXCL. RADON & U (4000)	FAILURE TO MAINTAIN TREATMENT DEVICE (TD)	1/1/2018	3/31/2018	12/21/2018
NJ0435375	WATERFORD ELEMENTARY SCHOOL	COMBINED URANIUM (4006)	FAILURE TO MAINTAIN TREATMENT DEVICE (TD)	1/1/2018	3/31/2018	12/21/2018
NJ0435375	WATERFORD ELEMENTARY SCHOOL	COMBINED RADIUM (-226 & -228) (4010)	FAILURE TO MAINTAIN TREATMENT DEVICE (TD)	1/1/2018	3/31/2018	12/21/2018
NJ0435375	WATERFORD ELEMENTARY SCHOOL	RADIUM-226 (4020)	FAILURE TO MAINTAIN TREATMENT DEVICE (TD)	1/1/2018	3/31/2018	12/21/2018
NJ0435375	WATERFORD ELEMENTARY SCHOOL	RADIUM-228 (4030)	FAILURE TO MAINTAIN TREATMENT DEVICE (TD)	1/1/2018	3/31/2018	12/21/2018
NJ0435375	WATERFORD ELEMENTARY SCHOOL	GROSS ALPHA, EXCL. RADON & U (4000)	FAILURE TO MAINTAIN TREATMENT DEVICE (TD)	4/1/2018	6/30/2018	
NJ0435375	WATERFORD ELEMENTARY SCHOOL	COMBINED URANIUM (4006)	FAILURE TO MAINTAIN TREATMENT DEVICE (TD)	4/1/2018	6/30/2018	
NJ0435375	WATERFORD ELEMENTARY SCHOOL	COMBINED RADIUM (-226 & -228) (4010)	FAILURE TO MAINTAIN TREATMENT DEVICE (TD)	4/1/2018	6/30/2018	
NJ0435375	WATERFORD ELEMENTARY SCHOOL	RADIUM-226 (4020)	FAILURE TO MAINTAIN TREATMENT DEVICE (TD)	4/1/2018	6/30/2018	
NJ0435375	WATERFORD ELEMENTARY SCHOOL	RADIUM-228 (4030)	FAILURE TO MAINTAIN TREATMENT DEVICE (TD)	4/1/2018	6/30/2018	

Public Water System ID Number	Water System Name	Contaminant/Rule: Analyte/Rule (Code)	Violation Type: Name (Code)	Compliance Period Begin Date	Compliance Period End Date	Return to Compliance Date*
NJ0505342	SNOWS/DOXSEE INC.	LEAD & COPPER RULE (5000)	OCCT/SOWT RECOMMENDATION/STUDY (LEAD AND COPPER RULE) (57)	4/1/2018		
NJ0511305	UPPER TWP MIDDLE SCHOOL	LEAD & COPPER RULE (5000)	WATER QUALITY PARAMETER LEVEL NON-COMPLIANCE (LEAD AND COPPER RULE) (59)	1/1/2018	6/30/2018	
NJ0511305	UPPER TWP MIDDLE SCHOOL	LEAD & COPPER RULE (5000)	WATER QUALITY PARAMETER LEVEL NON-COMPLIANCE (LEAD AND COPPER RULE) (59)	7/1/2018	12/31/2018	
NJ0511348	CEDAR SQUARE SHOPPING CENTER	LEAD & COPPER RULE (5000)	OCCT/SOWT RECOMMENDATION/STUDY (LEAD AND COPPER RULE) (57)	8/2/2018		
NJ0605312	GLORY TABERNACLE CHILD CARE	LEAD & COPPER RULE (5000)	WATER QUALITY PARAMETER LEVEL NON-COMPLIANCE (LEAD AND COPPER RULE) (59)	7/1/2018	12/31/2018	3/13/2019
NJ1002311	CONLEY ELEMENTARY SCHOOL	LEAD & COPPER RULE (5000)	WATER QUALITY PARAMETER LEVEL NON-COMPLIANCE (LEAD AND COPPER RULE) (59)	7/1/2018	12/31/2018	3/21/2019
NJ1008300	ALBERT ELIAS RESIDENTIAL GROUP	LEAD & COPPER RULE (5000)	WATER QUALITY PARAMETER LEVEL NON-COMPLIANCE (LEAD AND COPPER RULE) (59)	1/1/2018	6/30/2018	10/16/2018
NJ1008300	ALBERT ELIAS RESIDENTIAL GROUP	LEAD & COPPER RULE (5000)	WATER QUALITY PARAMETER LEVEL NON-COMPLIANCE (LEAD AND COPPER RULE) (59)	7/1/2018	12/31/2018	
NJ1008301	EAST AMWELL SCHOOL DISTRICT	LEAD & COPPER RULE (5000)	WATER QUALITY PARAMETER LEVEL NON-COMPLIANCE (LEAD AND COPPER RULE) (59)	1/1/2018	6/30/2018	9/12/2018
NJ1021305	HUNTERDON MEDICAL CENTER	REVISED TOTAL COLIFORM RULE (REVISED TOTAL COLIFORM RULE) (8000)	CORRECTIVE/EXPEDITED ACTIONS (REVISED TOTAL COLIFORM RULE) (2C)	9/1/2018	9/26/2018	9/26/2018

Public Water System ID Number	Water System Name	Contaminant/Rule: Analyte/Rule (Code)	Violation Type: Name (Code)	Compliance Period Begin Date	Compliance Period End Date	Return to Compliance Date*
NJ1021305	HUNTERDON MEDICAL CENTER	REVISED TOTAL COLIFORM RULE (REVISED TOTAL COLIFORM RULE) (8000)	LEVEL 2 ASSESSMENT, 2ND LEVEL 1(REVISED TOTAL COLIFORM RULE) (2B)	9/17/2018	9/20/2018	11/20/2018
NJ1021351	HITRAN CORP	LEAD & COPPER RULE (5000)	OCCT/SOWT INSTALL DEMONSTRATION (LEAD AND COPPER RULE) (58)	3/16/2018	4/4/2018	4/4/2018
NJ1106338	PENNINGTON CHILDREN ACADEMY	REVISED TOTAL COLIFORM RULE (REVISED TOTAL COLIFORM RULE) (8000)	CORRECTIVE/EXPEDITED ACTIONS (REVISED TOTAL COLIFORM RULE) (2C)	6/30/2018	9/25/2018	9/25/2018
NJ1106338	PENNINGTON CHILDREN ACADEMY	REVISED TOTAL COLIFORM RULE (REVISED TOTAL COLIFORM RULE) (8000)	LEVEL 2 ASSESSMENT, MCL TRIGGERED (REVISED TOTAL COLIFORM RULE) (2B)	7/12/2018	12/10/2018	12/10/2018
NJ1106338	PENNINGTON CHILDREN ACADEMY	REVISED TOTAL COLIFORM RULE (REVISED TOTAL COLIFORM RULE) (8000)	LEVEL 2 ASSESSMENT, MCL TRIGGERED (REVISED TOTAL COLIFORM RULE) (2B)	9/15/2018	12/10/2018	12/10/2018
NJ1106338	PENNINGTON CHILDREN ACADEMY	REVISED TOTAL COLIFORM RULE (REVISED TOTAL COLIFORM RULE) (8000)	LEVEL 2 ASSESSMENT, 2ND LEVEL 1(REVISED TOTAL COLIFORM RULE) (2B)	10/6/2018	12/10/2018	12/10/2018
NJ1106338	PENNINGTON CHILDREN ACADEMY	REVISED TOTAL COLIFORM RULE (REVISED TOTAL COLIFORM RULE) (8000)	LEVEL 2 ASSESSMENT, 2ND LEVEL 1(REVISED TOTAL COLIFORM RULE) (2B)	11/2/2018	11/9/2018	1/11/2019
NJ1319461	CHURCH OF ST. WILLIAM THE ABBOT	REVISED TOTAL COLIFORM RULE (REVISED TOTAL COLIFORM RULE) (8000)	LEVEL 2 ASSESSMENT, 2ND LEVEL 1(REVISED TOTAL COLIFORM RULE) (2B)	10/7/2018	9/6/2018	9/6/2018
NJ1407321	CHESTER WOODS PROFESSIONAL PARK	REVISED TOTAL COLIFORM RULE (REVISED TOTAL COLIFORM RULE) (8000)	LEVEL 1 ASSESS, MULTIPLE TC POS (REVISED TOTAL COLIFORM RULE) (2A)	1/6/2018	2/12/2018	12/5/2017
NJ1427302	SANDSHORE SCHOOL	LEAD & COPPER RULE (5000)	OCCT/SOWT RECOMMENDATION/STUDY (LEAD AND COPPER RULE) (57)	4/1/2018		4/5/2018
NJ1436329	NJ1881 ROUTE 46	LEAD & COPPER RULE (5000)	OCCT/SOWT RECOMMENDATION/STUDY (LEAD AND COPPER RULE) (57)	7/1/2018		12/28/2018

Public Water System ID Number	Water System Name	Contaminant/Rule: Analyte/Rule (Code)	Violation Type: Name (Code)	Compliance Period Begin Date	Compliance Period End Date	Return to Compliance Date*
NJ1436368	ROXBURY BUSINESS CAMPUS	REVISED TOTAL COLIFORM RULE (REVISED TOTAL COLIFORM RULE) (8000)	LEVEL 2 ASSESSMENT, 2ND LEVEL 1(REVISED TOTAL COLIFORM RULE) (2B)	9/9/2018		
NJ1706300	JOHN FENWICK REST STOP	LEAD & COPPER RULE (5000)	OCCT/SOWT RECOMMENDATION/STUDY (LEAD AND COPPER RULE) (57)	7/1/2018	7/16/2018	7/16/2018
NJ1708300	THE CHEMOURS COMPANY FC LLC	TURBIDITY (0100)	SINGLE COMB FLTR EFFLUENT (INTERIM ENHANCED SURFACE WATER TREATMENT RULE/LT1) (43)	3/1/2018	3/31/2018	4/17/2018
NJ1708300	THE CHEMOURS COMPANY FC LLC	INTERIM ENHANCED SURFACE WATER TREATMENT RULE (0300)	MONTHLY COMB FLTR EFFLUENT (INTERIM ENHANCED SURFACE WATER TREATMENT RULE/LT1) (44)	3/1/2018	3/31/2018	4/17/2018
NJ1708300	THE CHEMOURS COMPANY FC LLC	TURBIDITY (0100)	SINGLE COMB FLTR EFFLUENT (INTERIM ENHANCED SURFACE WATER TREATMENT RULE/LT1) (43)	5/1/2018	5/31/2018	5/30/2018
NJ1708300	THE CHEMOURS COMPANY FC LLC	INTERIM ENHANCED SURFACE WATER TREATMENT RULE (0300)	MONTHLY COMB FLTR EFFLUENT (INTERIM ENHANCED SURFACE WATER TREATMENT RULE/LT1) (44)	5/1/2018	5/31/2018	5/30/2018
NJ1902361	MANOR PLAZA CONDO ASSOCIATION COMPLEX	LEAD & COPPER RULE (5000)	WATER QUALITY PARAMETER LEVEL NON-COMPLIANCE (LEAD AND COPPER RULE) (59)	1/1/2018	6/30/2018	12/31/2018
NJ1918310	350 COMPLEX	LEAD & COPPER RULE (5000)	OCCT/SOWT INSTALL DEMONSTRATION (LEAD AND COPPER RULE) (58)	1/1/2018	4/12/2018	4/12/2018
NJ1922355	LEARN AND PLAY ACADEMY	REVISED TOTAL COLIFORM RULE (REVISED TOTAL COLIFORM RULE) (8000)	LEVEL 1 ASSESS, MULTIPLE TC POS (REVISED TOTAL COLIFORM RULE) (2A)	11/25/2018		
NJ2104305	BLAIRSTOWN COMMONS	REVISED TOTAL COLIFORM RULE (REVISED TOTAL COLIFORM RULE) (8000)	CORRECTIVE/EXPEDITED ACTIONS (REVISED TOTAL COLIFORM RULE) (2C)	10/6/2018		
NJ2104344	FIRST HOPE BANK	REVISED TOTAL COLIFORM RULE (REVISED TOTAL COLIFORM RULE) (8000)	LEVEL 1 ASSESS, MULTIPLE TC POS (REVISED TOTAL COLIFORM RULE) (2A)	12/15/2017	2/12/2018	11/9/2017

Public Water System ID Number	Water System Name	Contaminant/Rule: Analyte/Rule (Code)	Violation Type: Name (Code)	Compliance Period Begin Date	Compliance Period End Date	Return to Compliance Date*
NJ2113344	DELAWARE WATER GAP TRAVEL PLAZA	REVISED TOTAL COLIFORM RULE (REVISED TOTAL COLIFORM RULE) (8000)	LEVEL 1 ASSESS, MULTIPLE TC POS (REVISED TOTAL COLIFORM RULE) (2A)	12/20/2018		