

Doula Training Session

Enrollment: **Individual Provider**

Wednesday, 12/9/2020

Doula Training Session Enrollment: **Individual Provider**

What you will learn today

Part 1

1. Basics about NJ FamilyCare (Medicaid)
2. Basics about doulas as NJFC providers

Part 2

3. What are the steps for enrolling as NJFC doula within the FFS program?
 - Steps before completing the application
 - Completing the FFS application
 - Getting a fingerprint background check
4. How long will it take to enroll in FFS?
5. What next?
6. Who can you contact with questions about FFS and MCO enrollment as a doula?

1. Basics about NJ FamilyCare (Medicaid)

- Medicaid is a joint Federal and State program that helps pay medical costs if individuals have limited income and resources or meet other requirements.
 - Medicaid prioritizes care for pregnant women, so some people become eligible only during the perinatal period (in NJ: pregnancy to 60 days postpartum)
 - Medicaid programs are unique state-to-state
 - Medicaid is a voluntary program for providers
- “NJ FamilyCare” (NJFC) is NJ’s Medicaid program
 - It’s run by the Division of Medical Assistance and Health Services (DMAHS) within the NJ Department of Human Services
 - NJ’s vendor for fee-for-service NJFC program is *Gainwell*
 - NJ has 5 *Managed Care Organizations* to deliver managed care NJFC programs



Fee-for-service NJFC

- *What is **Fee-for-service NJFC**?*
 - Some people have benefits through NJFC without enrolling with a MCO—this is typically because they are in the process of joining a MCO. This is more common for pregnant members because many only become eligible for NJFC because of their pregnancy.
 - To become a FFS doula, you must be “enrolled” as a NJFC provider by completing the FFS application with Gainwell
 - For FFS providers, claims from a provider are reimbursed by Gainwell (Medicaid) directly.



Managed Care NJFC


- *What's the relationship between **health care plan/MCOs** and **NJ FamilyCare (Medicaid)**?*
 - Most people who have benefits through NJFC are enrolled with a MCO.
 - NJ DHS' contract with all Medicaid MCOs requires them to provide the same NJFC benefits, but MCOs have the flexibility to develop member incentive programs and offer case management.
 - To become a MCO doula, you must be first "enrolled" in FFS, and then be "contracted" with a given MCO by first completing the FFS application with Gainwell, and then the individual applications with each MCO
 - For MCO contracted ("in-network") providers, claims are reimbursed by the MCO.

What are the different roles of a member's **doula, clinical provider, care manager/care management team, and MCO?**

	Medicaid Doula	Clinician (ob, midwife)	MCO's Care manager (and team)
Primary focus of support during perinatal period	Childbirth education, Labor support, emotional support	Clinical care	Coordinate care across providers for mom
How many moms use this support?	All will be eligible, Some will choose it	All will get it	All moms in that MCO qualify, Some will choose it
The support is independent from the obstetric clinician's oversight, though coordination of efforts can happen	✓	✗	✓
Specialized to refer to community-based supports that can address social determinants of health	✓	✗	✓
Specialized to navigate bureaucracy of MCO (e.g. knows mom's benefits, finding in-network specialists)	✗	✗	✓
Association with MCOs	✓ (Contracted with one or more MCO)	✓ (Contracted with one or more MCO)	✓ (Employed by one MCO)

Fee-for-service and a Managed-care provider

- Fee-for-service (Gainwell, formerly DXC) **“enrolled”**
 - Aetna Better Health of New Jersey
 - Amerigroup New Jersey, Inc.
 - Horizon NJ Health
 - UnitedHealthcare Community Plan
 - WellCare Health Plans of NJ, Inc.
- } Managed care organizations **“enrolled and contracted”** to become an in-network provider



2: Basics about doulas as NJFC providers

The relationship between being a Fee-for-service and a Managed-care provider

For **doulas**,

- You must be enrolled in FFS to serve FFS members and get reimbursed.
- You must be enrolled in FFS to contract with an MCO.
- You must be contracted with a MCO to serve that MCO's members and get reimbursed.
- You must complete separate applications to join FFS and each MCO.

Enrolled individual doula: Bill independently or through a group

Every doula must enroll as an individual doula.

Doulas can choose to provide and bill for services *independently*, or affiliated with a *group provider*.

For individual **doulas** within NJFC,

- You may bill independently
- You may bill through a doula-only group
- You may bill through OB, midwife, or APN practice
- You may bill through an independent clinic

Mark your calendars!

There will be a separate training on "Doula-only agencies" on 12/11/2020 @ 3:30pm

3: Steps
document
***UPDATED**

Steps for individual doulas to enroll in FFS NJ FamilyCare (Medicaid)

Last updated: 12/10/20

Any questions? Email mahs.doulaguide@dhs.nj.gov

- Apply for an individual Type 1 NPI (free)
 - <https://nppes.cms.hhs.gov>
 - Doula Taxonomy code is 374J00000X ← **Updated with correct NPI**
- Secure active individual professional liability insurance
 - Minimum coverage of \$1,000,000 per incident/\$3,000,000 aggregate
- Fill out your FFS application on <https://www.njmms.com/>. *All Medicaid doulas must enroll as a FFS provider.*
 - *Doula Qualifications Form* (include a copy of training certification)
 - *Signature Authorization Form*
 - *Authorization Agreement for Automatic Deposits of State Payments* for if you plan on billing independently/on your own (include a voided check)
 - *Individual Provider Application*
 - *Provider Certification*
 - *Provider Agreement between NJ DMAHS and you*
 - *Notice to Enrollees* (include a copy of social security card)
 - *Request for Paper Updates*
 - *Disclosure of Ownership and Control Interest Statement*
 - *W-9*
 - *Affirmative Action Survey*
 - *Agreement of Understanding*
- Email the FFS application to Gainwell at njmmsproviderenrollment@dxc.com. If possible, also email FFS Doula Guides at mahs.doulaguide@dhs.nj.gov. *If you are planning to affiliate with and bill through a doula-only agency or another group provider, you can submit your individual application along with your organization's application, but both must be completed even if you are billing through a group provider.*

3: Steps document, con't

- Complete fingerprint background check with DHS/OPIA's Central Fingerprinting Unit.
 - Use Fingerprint Service Code Form information (provided to you by Gainwell after you submit your application) to make an appointment
 - Complete your fingerprinting appointment (bring one valid form of identification)
 - Email receipt of your appointment to Gainwell at njmmisproviderenrollment@dxc.com. If possible, also email FFS Doula Guides at mahs.doulaguide@dhs.nj.gov
- As needed, respond to any additional questions on your application.
- When enrolled, Gainwell will contact you with a Medicaid ID number. Once you are enrolled:
 - You may begin to provide doula services, submit claims, and receive reimbursements in FFS.
 - You may complete provider contracting with MCOs.

Provider Requirements ***UPDATED**

- **Be at least 18 years old**
- **National Provider Identifier (NPI) (free)**
 - Taxonomy code: 374J00000X ****Corrected**
- **Training in:**
 - Core doula competencies
 - Cultural competency and community-based training
 - HIPAA training
 - Infant/adult CPR training
- **Professional liability insurance (\$)**
- **Criminal background**
 - Self-report to any crimes
 - Fingerprint-based criminal background check through DHS (at no cost to doulas)

NJMMIS

Mail - Cato, Julie - Outlook x 1 x +

← → ↻ njmmis.com ☆ ⚙

NJMMIS

- Home
- Site Requirements
- Help Index by Topic
- State & Fed Web Sites
- Account Links
 - HIPAA Submitter Login
 - Reset Password
 - Login
- Communication
 - Contact Provider Services
 - Contact Webmaster
 - Forgot My Password
 - Provider Directory
 - Provider Enrollment Application**
 - Provider Registration
- Information
 - Approved Vendor List
 - Billing Supplements / Training Packets
 - Recent Newsletters
 - Edit Codes
 - FAQ
 - Forms & Documents
 - Physician Administered Drugs (UCM)
 - Rate and Code Information
 - Newsletters & Alerts
 - NJ State MAC

Headlines
[Click here for more headlines](#)

- [Having difficulty logging into the secure area of the website? Click here](#) for a list of frequently asked questions.

Gainwell Technologies Provider Services
1-800-776-6334
[Click here for ICD 10 Resources.](#)

P.L. 2018, Chapter 136 and N.J.A.C. 10:52B establish the **New Jersey Community Hospital Fee Pilot Program** to support local hospitals and to ensure that they continue to provide necessary services to low-income residents. The Act limits eligibility to a maximum of seven counties and delineates the criteria for eligibility. The below information and documents are for the use of the counties and the hospitals within their borders.

Announcements
[Click here for more announcements](#)

- [Click here To Report Fraud or Abuse In the Medicaid Program or Call 1-888-987-2835.](#)
- **New: NJ FamilyCare (NJFC) Medicaid** recognizes the essential role that healthcare providers play in response to the COVID-19 pandemic. We are grateful for your leadership on the front lines, and for your commitment to serving New Jerseyans the best way possible. In light of this unprecedented situation, the State of New Jersey is taking steps to accelerate enrollment of new providers including:
 - Transitioning from the current paper based provider enrollment application to a fillable pdf: "Public Health Crisis Provisional Enrollment Form" available [here](#). This form can be submitted online to njmmisproviderenrollment@dcw.com or faxed to the Provider Enrollment Unit at 609-584-1192. [Click here](#) for COVID-19 enrollment form instructions.
 - This fillable pdf is available to individuals requesting temporary enrollment in the NJFC Program, including State managed care providers who would otherwise submit the 21st Century Cures Act application. The fillable pdf is not intended for use by hospitals. Facilities may be required to supply additional information on request.
 - Providers who received approval of their hard-copy 21st Century Cures Act application to enroll in NJFC during the public health crisis do not need to reapply. Providers who submitted the fillable pdf and were approved will need to resubmit a hard-copy 21st Century Cures Act application after the public health crisis has ended. The hard-copy application may be found at www.njmmis.com.
 - Providers approved using the pdf desiring to continue their participation in NJFC once the COVID-19 public health emergency has ended will be required to complete a new provider enrollment application found at [here](#).

9:55 AM
12/3/2020



- Home
- Site Requirements
- Help Index by Topic
- State & Fed Web Sites
- Account Links
 - HIPAA Submitter Login
 - Reset Password
 - Login
- Communication
 - Contact Provider Services
 - Contact Webmaster
 - Forgot My Password
 - Provider Directory
 - Provider Enrollment Application
 - Provider Registration
- Information
 - Approved Vendor List
 - Billing Supplements / Training Packets
 - Recent Newsletters
 - Edit Codes
 - FAQ
 - Forms & Documents
 - Physician Administered Drugs (UOM)
 - Rate and Code Information
 - Newsletters & Alerts
 - NJ State MAC

DO NOT SUBMIT THESE APPLICATIONS TO ENROLL AS A TEMPORARY PROVIDER DURING THE STATE OF EMERGENCY. PLEASE COMPLETE THE "PUBLIC HEALTH CRISIS PROVISIONAL APPLICATION" USING A LINK FOUND UNDER "ANNOUNCEMENTS" ON THE NJMMIS.COM HOME PAGE.

Provider Enrollment Applications

* Required field

Provider Information

* Provider Name:	<input type="text"/>	* Address line 1:	<input type="text"/>
Provider SSN/EIN:	<input type="text"/>	Address line 2:	<input type="text"/>
* Telephone:	<input type="text"/>	* City:	<input type="text"/>
Email address:	<input type="text"/>	State:	<input type="text" value="NJ"/>
Fax:	<input type="text"/>	* Zip Code:	<input type="text"/>

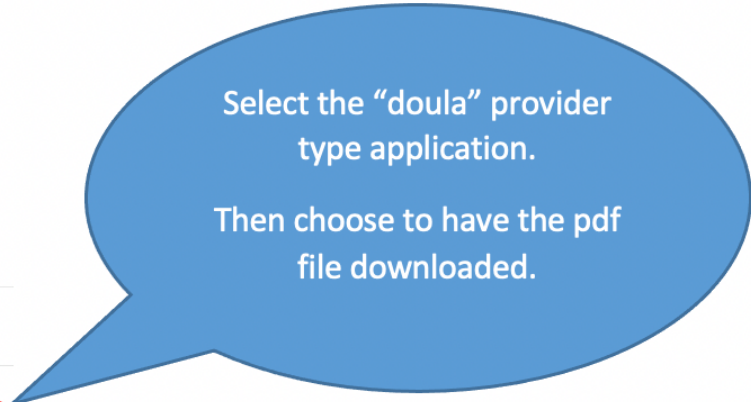
Your Information:

Name:	<input type="text"/>	Telephone:	<input type="text"/>
-------	----------------------	------------	----------------------

Provider Type:

Please choose one:

- I want to download a pdf version of this form that I can print and mail.
- Please mail a blank enrollment application to the address listed above.



TAKE NOTE: FFS Application is live as of 12/14
***UPDATED**

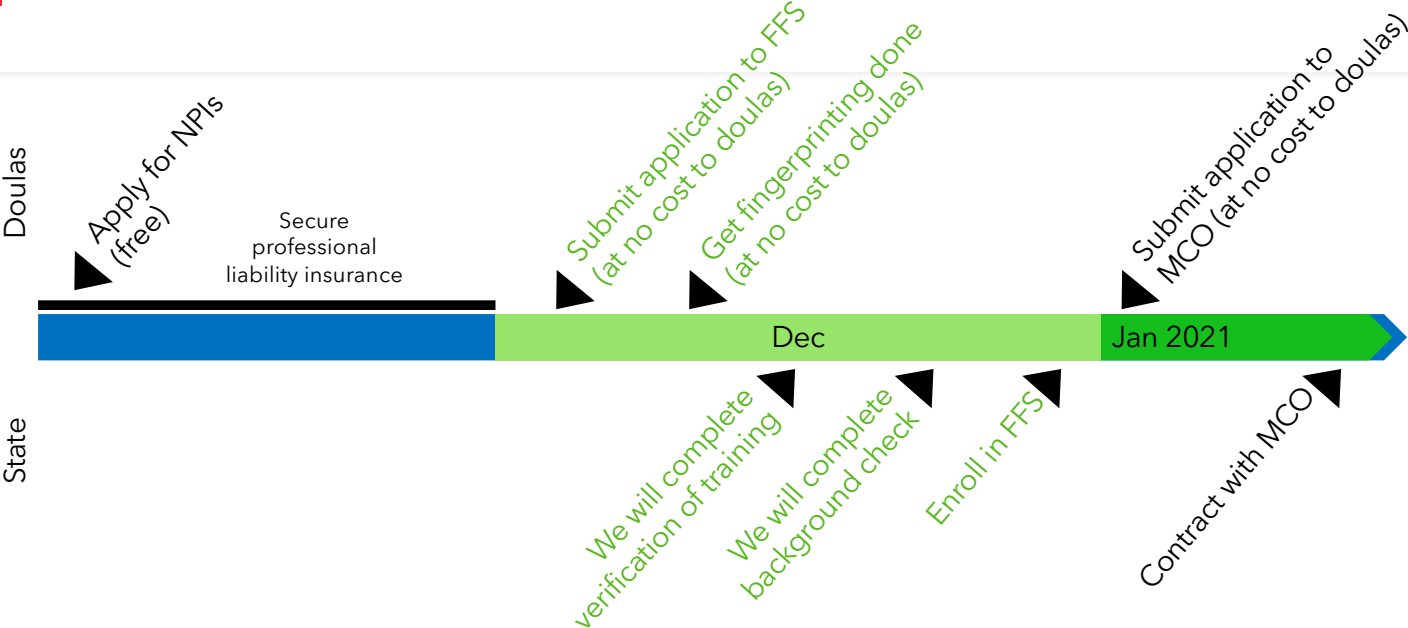
- Visit <https://www.njmmis.com/>
- Three applications are available: **Doula [Individual], Doula Addendum [for existing Medicaid group providers adding doula providers], Doula Group [for organizations enrolling for as a doula-only agency]**
- For a "fillable" version of the application that can be filled out electronically (ie, fields can be typed into): Look at **Announcements** on the right hand side of the main website, look for the "Attention Doula Providers" announcement, click on links to download.
- For a printable version of the applications: Look at the blue-box menu options on the left, click on **Communication: Provider Enrollment Application**, pull-down **Provider Type**, search for "doula" applications.



Getting a fingerprint background check

- All doulas must undergo a fingerprint-based criminal history check through Department of Human Services/Central Fingerprinting Unit
 - Record with the NJ State Police will be checked—ie, state crimes and federal crimes committed in NJ
 - Disqualifying offenses:
Includes sexual/violent crimes like murder, assault, kidnapping, sexual assault, and robbery; does not include theft (aside from robbery) or drug-related crimes
- As part of our FFS application paperwork, doulas must also self-disclose for any state *and* federal crimes in their applications

4: How long will it take to enroll in FFS?



5: What next?

Once you are enrolled as a FFS doula,

- You may begin to provide doula services, submit claims, and receive reimbursements for FFS members.
- Contact individual MCOs to become a contracted provider.

Mark your calendars!

There will be a separate training on "How to get reimbursed?" on 1/8/2021 @ 3:30pm

Also, Gainwell will reach out to each FFS enrolled provider within 60 days to see if they need any assistance on claims submission.

DEPARTMENT OF HEALTH AND HUMAN SERVICES
Centers for Medicare & Medicaid Services



Open a
Text-Only Version



NPI: What You Need to Know



TABLE OF CONTENTS

BACKGROUND	1
WHAT IS AN NPI?	1
BENEFITS OF AN NPI	1
WHAT AN NPI DOESN'T DO	1
WHO MAY OBTAIN AN NPI?	2
WHO MUST OBTAIN AN NPI	2
WHO MAY NOT OBTAIN AN NPI?	3
WHAT ARE THE HEALTH CARE PROVIDER NPI CATEGORIES?	3
HOW DO YOU APPLY FOR AN NPI?	4
ELECTRONIC FILE INTERCHANGE (EFI)	6
RESOURCES	6

Please note: The information in this publication applies only to the Medicare Fee-For-Service Program (also known as Original Medicare).

Background

The National Provider Identifier (NPI) is a Health Insurance Portability and Accountability Act (HIPAA) Administrative Standard. An NPI is a unique identification number for covered health care providers, created to improve the efficiency and effectiveness of electronic transmission of health information. Covered health care providers and all health plans and health care clearinghouses must use NPIs in their administrative and financial transactions.

The Administrative Simplification provisions of HIPAA required the adoption of a standard, unique health identifier for each health care provider. The NPI Final Rule, published on January 23, 2004, established the NPI as this standard.

The Centers for Medicare & Medicaid Services (CMS) developed the National Plan and Provider Enumeration System (NPPES) to assign these unique identifiers. For more information on how to apply for an NPI, visit <https://nppes.cms.hhs.gov/NPPES/Welcome.do>.

This booklet answers the following questions to help you become more familiar with the NPI:

- What is an NPI?
- Who may obtain an NPI?
- Who must obtain an NPI?
- Who may not obtain an NPI?
- What are the health care provider NPI categories?
- How do you apply for an NPI?
- Where can you find resources with additional information?

What Is an NPI?

An NPI is a 10-digit numeric identifier. It does not carry information about you, such as the State where you practice, your provider type, or your specialization. Your NPI will not change, even if your name, address, taxonomy, or other information changes.

In HIPAA standard transactions, the NPI must be used in place of other provider identifiers, such as a Provider Transaction Access Number (PTAN), Online Survey Certification & Reporting (OSCAR), and National Supplier Clearinghouse (NSC).

Benefits of an NPI

Benefits of an NPI include:

- Simple electronic transmission of HIPAA standard transactions
- Standard unique health identifiers for health care providers, health care plans, and employers
- Efficient coordination of benefit transactions

What an NPI Doesn't Do

Obtaining an NPI will not:

- Change or replace your current Medicare enrollment or certification process
- Enroll you in a health plan
- Ensure you are licensed or credentialed
- Guarantee payment by a health plan
- Require you to conduct HIPAA transactions

What Are HIPAA Standard Transactions?

HIPAA standard transactions are exchanges involving the transfer of information between two parties for specific purposes. HIPAA regulations established the following standard transactions for Electronic Data Interchange (EDI) of health care data:

- Claims and encounter information
- Claims status
- Coordination of benefits and premium payment
- Eligibility, enrollment, and disenrollment
- Payment and remittance advice
- Referrals and authorizations

For more information, refer to <https://www.cms.gov/Regulations-and-Guidance/HIPAA-Administrative-Simplification/TransactionCodeSetsStands>.

How Do You Find an NPI?

The National Plan and Provider Enumeration System (NPPES) assigns NPIs, maintains and updates information about health care providers with NPIs, and disseminates the NPI Registry and NPPES Downloadable File.

The NPI Registry is an online query system that allows users to search for a health care provider's information. To access the NPI Registry, visit <https://nppes.cms.hhs.gov/NPPESRegistry/NPIRegistryHome.do> on the Internet.

The NPPES Downloadable File contains disclosable information about health care providers with NPIs. To download the current file, visit http://nppes.viva-it.com/NPI_Files.html on the Internet.

For more information about NPPES data dissemination, visit <https://www.cms.gov/Regulations-and-Guidance/Administrative-Simplification/NationalProvdentStand/DataDissemination.html> on the CMS website.

Who May Obtain an NPI?

All health care providers (that is, physicians, suppliers, hospitals, and others) may obtain an NPI. Health care providers are individuals or organizations that render health care as defined in 45 Code of Federal Regulations (CFR) 160.103. For more information, refer to [45 CFR 160.103](#) on the Government Printing Office (GPO) website.

Who Must Obtain an NPI

All health care providers who are HIPAA-covered entities, whether individuals or organizations, must obtain an NPI.

A HIPAA-covered entity is a:

- Health care provider that conducts certain transactions in electronic form
- A Health care clearinghouse
- A Health plan (including commercial plans, Medicare, and Medicaid)

Under HIPAA, you are a covered health care provider if you electronically transmit health information in connection with a HIPAA standard transaction, even if you use a business associate to do so. For more information and to access a tool to help you determine whether you are a covered entity, refer to <https://www.cms.gov/Regulations-and-Guidance/Administrative-Simplification/HIPAA-ACA/AreYouaCoveredEntity.html>.

Do You Need an NPI to Enroll in Medicare?

Yes. If you apply for enrollment in Medicare, you must have an NPI and furnish it on your enrollment application. An enrollment application without an NPI will be rejected.

Table 1 provides examples of common health care providers who are HIPAA-covered entities.

Individuals*	Organizations
<p>Examples of individual HIPAA-covered entity health care providers include:</p> <ul style="list-style-type: none"> • Chiropractors • Dentists • Nurses • Pharmacists • Physical Therapists • Physicians 	<p>Examples of organization HIPAA-covered entity health care providers include:</p> <ul style="list-style-type: none"> • Ambulance Companies • Clinics • Group Practices • Health Maintenance Organizations (HMOs) • Home Health Agencies (HHAs) • Hospitals • Laboratories • Nursing Homes • Pharmacies • Residential Treatment Centers • Suppliers of Durable Medical Equipment (DME)

Table 1: Health Care Providers Who Are HIPAA-Covered Entities

Who May Not Obtain an NPI?

Any entity that does not meet the definition of a health care provider as defined in 45 CFR 160.103 may not apply for an NPI. Such entities include billing services, value-added networks, repricers, health plans, health care clearinghouses, non-emergency transportation services, and others.

What Are the Health Care Provider NPI Categories?

There are two categories of health care providers for NPI enumeration purposes: Entity Type 1 (Individual) and Entity Type 2 (Organization).

Entity Type 1: Individual Health Care Providers, Including Sole Proprietors

Individual health care providers may receive NPIs as Entity Type 1. As a sole proprietor, you must apply for the NPI using your own Social Security Number (SSN), not an Employer Identification Number (EIN) even if you have an EIN.

As a sole proprietor, you may receive only one NPI, just like any other individual. For example, if a physician is a sole proprietor, the physician may receive only one NPI (the individual's NPI). The following factors do not affect whether a sole proprietor is an Entity Type 1:

- Number of different office locations
- Whether you have employees
- Whether the Internal Revenue Service (IRS) issued an EIN to you so your employees' W-2 forms can reflect the EIN instead of your Taxpayer Identification Number (which is your SSN)

NOTE: A sole proprietor is not an incorporated individual because the sole proprietor did not form a corporation. If you are a sole practitioner or solo practitioner, it does not necessarily mean you are a sole proprietor, and vice versa.

Entity Type 2: Organization Health Care Providers

Organization health care providers are group health care providers and are eligible for NPIs as Entity Type 2. Organization health care providers may have a single employee or thousands of employees. For example, an incorporated individual may be the only health care provider employed by that organization provider (the corporation that he or she formed).

Some organization health care providers are made up of components that function somewhat independently from their “parent” organization. These components may furnish different types of health care or have separate physical locations where health care is furnished. These components and their physical locations are not themselves legal entities, but are part of the organization health care provider (which is a legal entity). The NPI Final Rule refers to the components and locations as subparts.

An organization health care provider can get its subparts their own NPIs. If a subpart conducts any HIPAA standard transactions on its own (that is, separately from its parent), it must obtain its own NPI.

Subpart determination ensures that entities within a covered organization are uniquely identified in HIPAA standard transactions they conduct with Medicare and other covered entities. For example, a hospital offers acute care, laboratory, pharmacy, and rehabilitation services. Each of these subparts may require its own NPI because each one sends its own standard transactions to one or more health plans.

NOTE: Subpart delegation does not affect Entity Type 1 health care providers. As individuals, these health care providers cannot designate subparts, and cannot be considered subparts.

How Do You Apply for an NPI?

Health care providers may apply for an NPI in one of three ways:

Option 1: Apply through a web-based application process. Visit the National Plan and Provider Enumeration System (NPPES) at <https://nppes.cms.hhs.gov/NPPES/Welcome.do> on the CMS website. Individual providers must create a username and password through the Identity & Access Management (I&A) System, and log in to NPPES using that username and password.

Option 2: Complete, sign, and mail a paper application to the NPI Enumerator address listed on the form. For a copy of the application (Form CMS-10114, “NPI Application/Update Form”), refer to <https://www.cms.gov/Medicare/CMS-Forms/CMS-Forms/Downloads/CMS10114.pdf> on the CMS website. To request a hard copy application through the NPI Enumerator, call 1-800-465-3203 or TTY 1-800-692-2326, or send an email to customerservice@npienumerator.com.

Option 3: Give permission to an Electronic File Interchange Organization (EFIO) to submit application data through bulk enumeration process. For more information on this option, see below or refer to <https://www.cms.gov/Regulations-and-Guidance/Administrative-Simplification/NationalProidentStand/apply.html>.

What If You Are an Individual, Incorporated Health Care Provider?

If you are an individual who is a health care provider and who is incorporated, you may need to obtain an NPI for yourself (Entity Type 1) and an NPI for your corporation or LLC (Entity Type 2).

What Must Covered Organizations Do When Applying for an NPI?

An organization health care provider that is a HIPAA-covered health care provider must:

- Obtain an NPI
- Determine if it has subparts and if those subparts need to have their own NPIs
- Ensure its subparts that need to have their own NPIs do so by either obtaining the NPIs for them or instructing the subparts to obtain their NPIs themselves
- Ensure the subparts comply with the NPI Final Rule requirements placed on HIPAA-covered health care providers

Organizations Applying for NPIs on Behalf of Employed Providers

The steps below provide guidance for organization health care providers who wish to apply for NPIs or submit updates to the NPPES on behalf of their employed health care providers.

NOTE: The process described below is NOT the process for Electronic File Interchange (EFI) for bulk enumeration. Instead, an organization that is a health care provider should follow these steps when applying for an employee's NPI on an individual record-by-record basis.

- 1 Confirm Employee's Current NPI Status**
Ensure the health care providers for whom the organization will apply do not already have NPIs.
- 2 Verify Agreement With Health Care Provider Employees**
Determine if an agreement exists between the organization health care provider and its health care provider employees that give the organization the appropriate legal authority to act on behalf of those health care providers in taking actions such as completing NPI applications and updating transactions on their behalf. You may need legal counsel to determine if an existing agreement covers these types of actions. If such an agreement exists, it may not be necessary for the organization to take the actions described in items 3–5 below.
- 3 Notify Health Care Provider Employees of Collected Information**
Ensure the health care providers know about the information collected on the NPI Application/Update Form (CMS-10114) available at <http://www.cms.gov/Medicare/CMS-Forms/CMS-Forms/Downloads/CMS10114.pdf> on the CMS website. Ensure they read the "Penalties for Falsifying Information on the National Provider Identifier (NPI) Application/Update Form," "Certification Statement," and "Privacy Act Statement" sections of that form and agree to all relevant requirements.
- 4 Validate NPI Application Data**
Share the NPI application data with the health care providers represented in the application to ensure complete and correct data. The same applies to updating information.
- 5 Retain NPI Documents**
Ask the health care providers to sign a document indicating that you took the above actions, and retain those documents as proof the health care providers knew about the actions taken on their behalf.
- 6 Designate Contact Person for NPI Confirmation**
The NPPES sends an email to the "Contact Person" entered on a health care provider's NPI application. This email informs the Contact Person of the enumerated health care provider's NPI, and contains some of the identifying information about the health care provider (including provider name, address, and Healthcare Provider Taxonomy Code and description).

If the organization submits an NPI application on behalf of a health care provider employee, the Contact Person designated by the organization receives the NPI notification email from the NPPES. The Contact Person must forward that NPI notification (or a copy) to the health care provider employee. This notification confirms that the NPPES assigned the health care provider employee an NPI and contains the NPI.

Organizational health care providers may feel it appropriate to have their legal counsel review this process.

Electronic File Interchange (EFI)

EFI is an alternative process for health care providers applying for an NPI. Each EFIO can submit NPI application information for hundreds or even thousands of health care providers all at one time in a single electronic file or in a series of electronic files.

EFI benefits both the health care providers and CMS. By allowing an EFIO to apply on its behalf, a health care provider itself does not have to apply for an NPI. This saves the health care provider time and resources. CMS benefits by saving the time and resources it would have expended if the NPI Enumerator (contractor that processes NPI applications) and the web-based system had to process NPI applications one at a time.

Important!

If the provider and EFIO agree for the EFIO to submit future changes on the provider’s behalf, it is still ultimately the provider’s responsibility to ensure that any updated information is furnished to the NPI Enumerator.

In addition to obtaining NPIs for health care providers, some EFIOs may also send changes or updates to the NPPES on behalf of enumerated health care providers to keep the providers’ NPPES records current. To send changes or updates the EFIO needs to get the permission of the health care providers. Whether or not to furnish changes or updates to a health care provider’s NPPES record is a decision made between an EFIO and its associated health care providers.

Resources

For more information about the NPI, refer to <https://www.cms.gov/Regulations-and-Guidance/Administrative-Simplification/NationalProvIdentStand/>.

Table 2 provides resources for additional information.

Resource	Website
Are You a Covered Entity?	https://www.cms.gov/Regulations-and-Guidance/Administrative-Simplification/HIPAA-ACA/AreYouACoveredEntity.html
CMS NPI Enumerator Contact Information	Telephone: 1-800-465-3203 (NPI Toll-Free) 1-800-692-2326 (NPI TTY) Email: customerservice@npienumerator.com
CMS NPI Frequently Asked Questions	https://questions.cms.gov/faq.php?id=5005&rtopic=1851
Data Dissemination	https://www.cms.gov/Regulations-and-Guidance/Administrative-Simplification/NationalProvIdentStand/DataDissemination.html
EFI	https://www.cms.gov/Regulations-and-Guidance/Administrative-Simplification/NationalProvIdentStand/efi.html
Government Printing Office (GPO)	https://www.gpo.gov/fdsys/pkg/CFR-2013-title45-vol1/pdf/CFR-2013-title45-vol1-sec160-103.pdf
HIPAA EDI Standards Web-Based Training Course	https://www.cms.gov/Outreach-and-Education/Medicare-Learning-Network-MLN/MLNProducts/WebBasedTraining.html
I&A System	https://nppes.cms.hhs.gov/IAWeb/register/startRegistration.do
Medicare Learning Network® (MLN) Matters® Article SE0751: Clarification on the National Provider Identifier (NPI) Enumerator’s Responsibilities	http://www.cms.gov/Outreach-and-Education/Medicare-Learning-Network-MLN/MLNMattersArticles/Downloads/SE0751.pdf

Resource	Website
Medicare NPI Implementation	https://www.cms.gov/Regulations-and-Guidance/Administrative-Simplification/NationalProvIdentStand/implementation.html
“NPI: What You Need to Know” Booklet	https://www.cms.gov/Outreach-and-Education/Medicare-Learning-Network-MLN/MLNProducts/MLN-Publications-Items/CMS1232538.html
NPPES	https://nppes.cms.hhs.gov/NPPES/Welcome.do
PECOS Identity and Access Management (I&A) System	https://pecos.cms.hhs.gov/pecos/PecosIACConfirm.do?transferReason=CreateLogin
“Provider Specific Medicare Resources” Medicare Learning Network® (MLN) Guided Pathways (GPs)	https://www.cms.gov/Outreach-and-Education/Medicare-Learning-Network-MLN/MLNEdWebGuide/Downloads/Guided_Pathways_Provider_Specific_Booklet.pdf
“Streamlined Access to PECOS, EHR, and NPPES” MLN Connects™ National Provider Call	https://www.cms.gov/Outreach-and-Education/Outreach/NPC/National-Provider-Calls-and-Events-Items/2013-11-15-NPC.html

Table 2: Resources



Disclaimers

This educational product was current at the time it was published or uploaded onto the web. Medicare policy changes frequently so links to the source documents have been provided within the document for your reference.

This educational product was prepared as a service to the public and is not intended to grant rights or impose obligations. This educational product may contain references or links to statutes, regulations, or other policy materials. The information provided is only intended to be a general summary. It is not intended to take the place of either the written law or regulations. We encourage readers to review the specific statutes, regulations, and other interpretive materials for a full and accurate statement of their contents.

The Medicare Learning Network®, MLN Connects®, and MLN Matters® are registered trademarks of the U.S. Department of Health & Human Services (HHS).



Check out CMS on:

