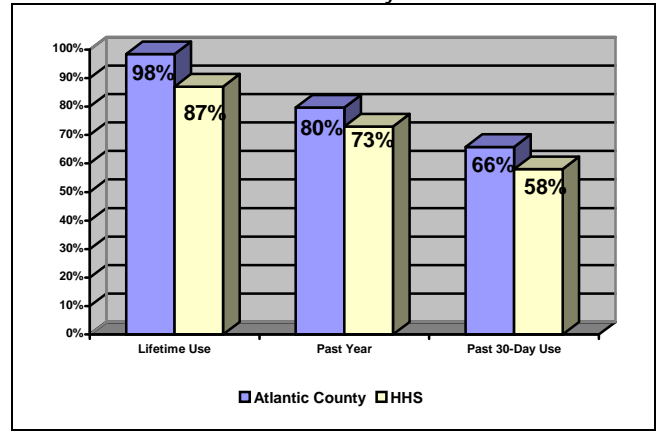


There were 674 Atlantic County residents who went through the IDRC Education and Evaluation program in 2004. The following tables and graphs give demographic information about these clients. Clients' reported alcohol and other drug use characteristics are also described. Information was gathered from a mandatory self-administered questionnaire given during the IDRC classes and the counselors' screening/evaluation scoring forms.

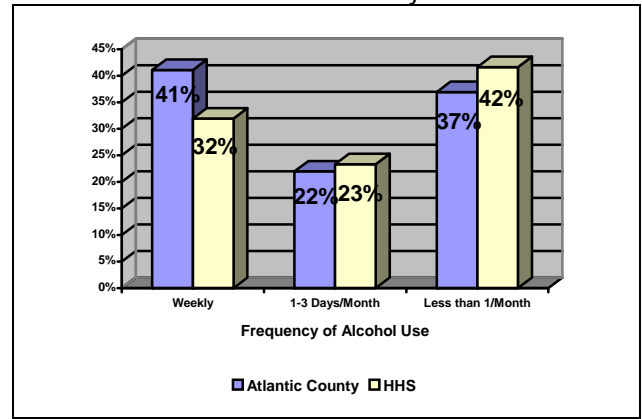
Atlantic County IDRC Client Demographics

	N	%
Gender		
Male	536	79.6
Female	137	20.4
Age		
<21 (16-20)	39	5.8
21-24	82	12.2
25-34	166	24.7
35-49	300	44.6
50 and Over	86	12.8
Race/Ethnicity		
White (non-Hispanic)	445	66.5
Black (non-Hispanic)	80	12.0
Hispanic	111	16.6
Other	33	4.9
Education		
Less than High School	140	21.3
High School Graduate	314	47.8
Some College	136	20.7
College Graduate or Higher	67	10.2
Marital Status		
Single	309	47.0
Married	170	25.9
Divorced/Separated/Other	178	27.1
Household Income		
Under \$24,999	282	42.5
\$25,000-34,999	125	18.9
\$35,000-49,999	110	16.6
Over \$50,000	146	22.0
Employment Status		
Full-Time	460	69.0
Part-Time	62	9.3
Unemployed/Other	145	21.7

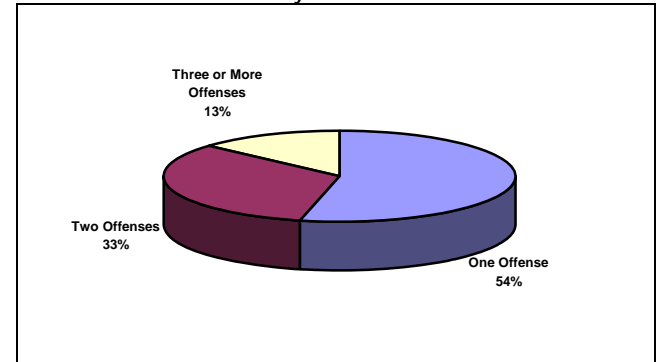
Alcohol Use by Atlantic County IDRC Clients Compared with 2004 NJ Household Survey



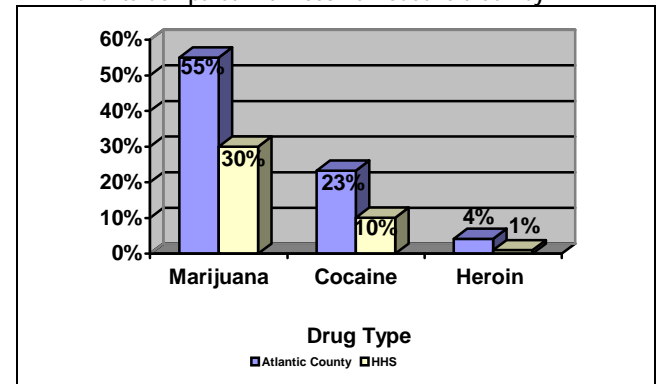
Frequency of Alcohol Use by IDP Clients Compared with 2003 NJ Household Survey



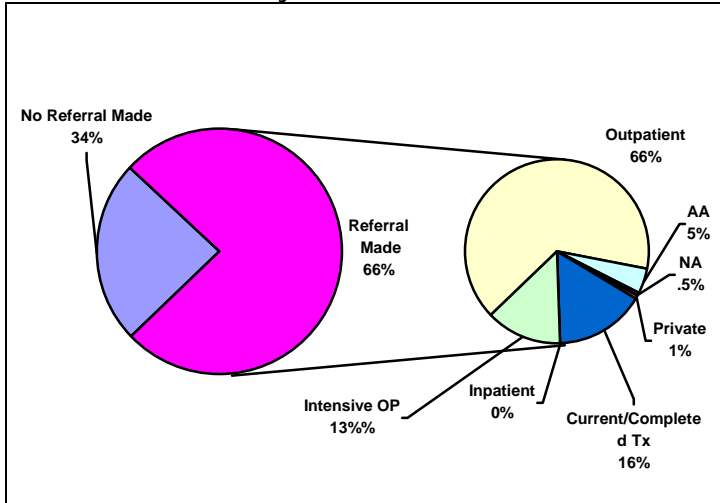
Number of Alcohol-Related Offenses on DMV Records of Atlantic County IDRC Clients



Lifetime Marijuana, Cocaine and Heroin Use by Atlantic County IDRC Clients Compared with 2003 NJ Household Survey



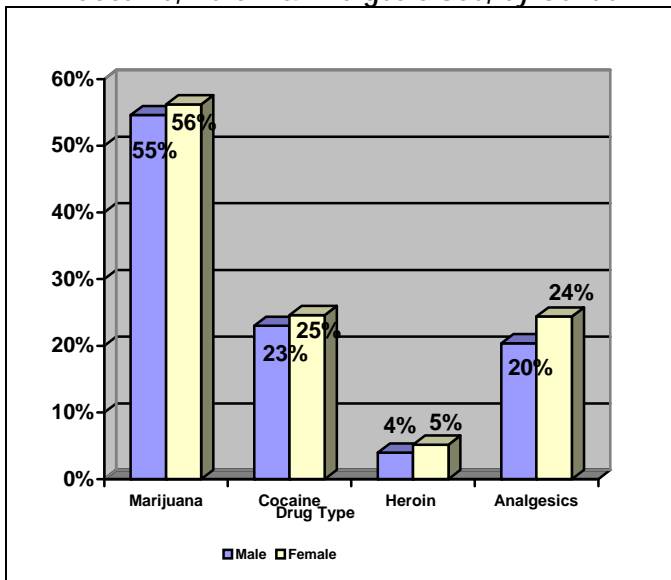
2004 Atlantic County Resident Referrals from IDRC



Clients' Treatment/Self-Help History by Screening Score and Referral Status

Treatment/Self-Help History	N	% Clients with Treatment History who Scored 9 or more*	% Clients with Treatment History who had Referral Made
AA in Lifetime	192	67.2	92.7
Currently in AA	90	68.9	94.4
NA Lifetime	92	78.3	94.6
Currently in NA	41	82.9	95.1
Treatment in Lifetime	166	72.3	95.8
Currently in Treatment	57	79.0	98.3

Atlantic County IDRC Clients' Lifetime Marijuana, Cocaine, Heroin & Analgesic Use, by Gender



* RIASI Screening Score (Research Institute on Addictions Self Inventory): A DUI offender screening instrument created for and used by the State of New York in its Stop DWI Programs. Included are 41 True/False questions and 8 multiple response questions, each worth 1 point each. The questions cover several factors of substance dependence: classic symptoms, family history, risk-taking behavior, psychological factors, interpersonal competence, health, and alcohol beliefs. It was considered a positive screen if the client scores a 9 or above.

Alcohol & Drug Abuse/Dependence by Demographics

	% Alcohol Abuse	% Alcohol Dependence	% Drug Abuse	% Drug Dependence
GENDER Male	53.0	15.9	11.8	2.2
Female	51.0	23.4	8.0	5.1
AGE <21	66.7	20.5	23.1	12.8
21-24	69.5	14.6	12.2	2.4
25-34	54.8	15.7	12.1	2.4
35-49	49.0	16.7	10.3	2.7
50 and Over	30.4	24.4	4.7	1.2
EDUCATION Less than high school	47.9	16.4	15.7	3.6
High school graduate	50.6	18.8	9.9	3.5
Some college	63.2	16.9	12.5	2.2
College graduate or higher	49.3	14.9	4.5	0.0
RACE/ETHNICITY White	55.7	16.9	11.7	3.2
Black	45.0	25.0	8.8	2.5
Hispanic	51.4	12.6	11.7	2.7
Other	36.4	18.2	6.1	0.0
EMPLOYMENT STATUS Employed Full-time	53.5	16.7	11.5	2.4
Employed part-time	45.2	27.4	12.9	6.5
Unemployed/other	52.4	15.2	7.6	2.8
INCOME Under \$10,000	53.4	12.5	9.1	4.6
\$10,000-24,999	45.4	18.6	11.9	1.6
\$25,000-34,999	56.0	16.0	9.6	4.8
\$35,000-49,999	52.7	20.9	10.0	0.9
\$50,000 +	57.5	16.4	12.3	3.4
OFFENSES 1 Lifetime Alcohol Offense on DMV Record	63.7	16.2	13.4	3.6
2 Lifetime Alcohol Offenses on DMV Record	40.6	15.7	9.2	1.4
3 or More Lifetime Alcohol Offenses on DMV Record	38.9	27.8	6.7	3.3

Atlantic County IDRC Clients' Self-Reported Illicit Drug Use

	Lifetime	Past Year	Past 30 days
Marijuana	55.0	12.2	1.8
Cocaine	23.3	3.8	.3
Heroin	4.2	0.8	.2
Analgesic	21.2	11.0	4.4
Hallucinogen	9.4	0.5	0
Club Drugs	5.9	0.8	0
Tranquilizer	6.5	0.9	.2
Sedative	10.1	3.6	1.3
Stimulant	6.0	0.8	.3
Inhalant	3.2	0.2	.2
Methamphetamine	8.2	0.3	0
Anabolic Steroids	0.8	0.3	.2