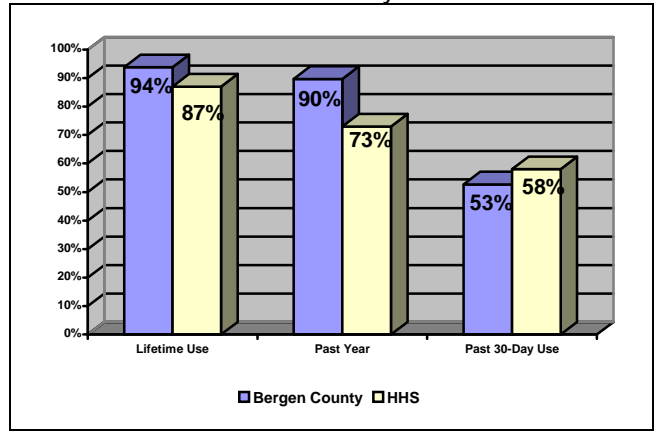


There were 2013 Bergen County residents who went through the IDRC Education and Evaluation program in 2004. The following tables and graphs give demographic information about these clients. Clients' reported alcohol and other drug use characteristics are also described. Information was gathered from a mandatory self-administered questionnaire given during the IDRC classes and the counselors' screening/evaluation scoring forms.

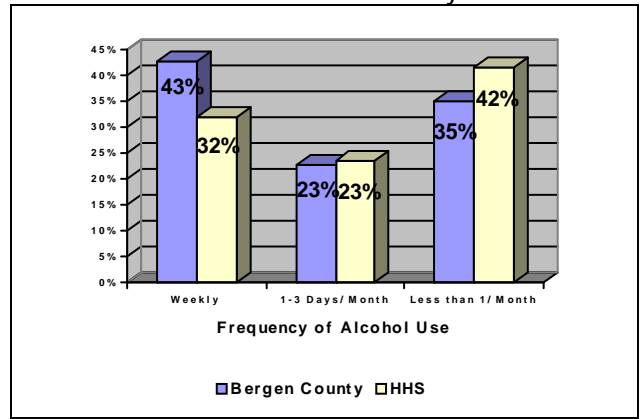
Bergen County IDRC Client Demographics

	N	%
Gender		
Male	1634	81.2
Female	374	18.6
Age		
<21 (16-20)	188	9.4
21-24	280	14.0
25-34	525	26.2
35-49	723	36.1
50 and Over	289	14.4
Race/Ethnicity		
White (non-Hispanic)	1305	65.9
Black (non-Hispanic)	76	3.8
Hispanic	367	18.5
Other	231	11.7
Education		
Less than High School	190	10.0
High School Graduate	662	34.9
Some College	497	26.2
College Graduate or Higher	549	28.9
Marital Status		
Single	969	49.4
Married	605	30.8
Divorced/Separated/Other	389	19.8
Household Income		
Under \$24,999	541	27.7
\$25,000-34,999	268	13.7
\$35,000-49,999	306	15.7
Over \$50,000	836	42.9
Employment Status		
Full-Time	1376	69.4
Part-Time	170	8.6
Unemployed/Other	436	22.0

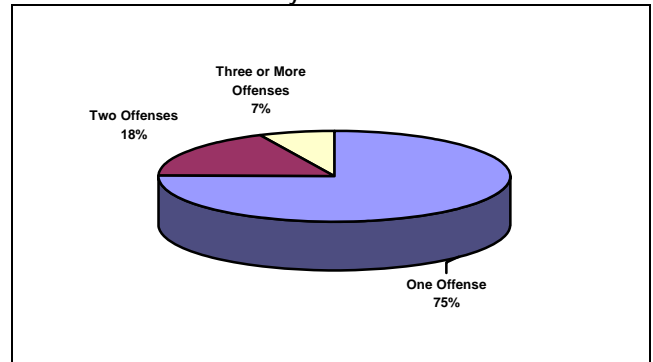
Alcohol Use by Bergen County IDRC Clients Compared with 2004 NJ Household Survey



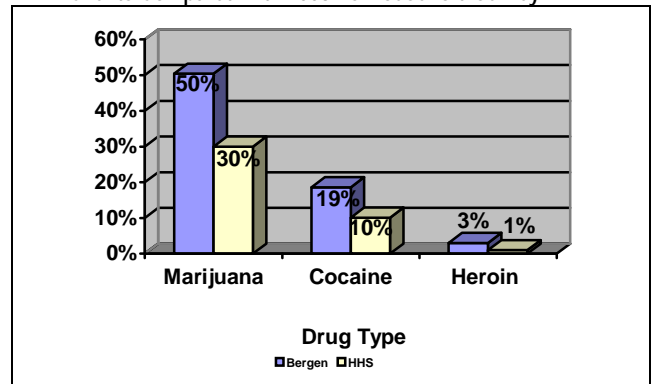
Frequency of Alcohol Use by Bergen County Clients Compared with 2003 NJ Household Survey



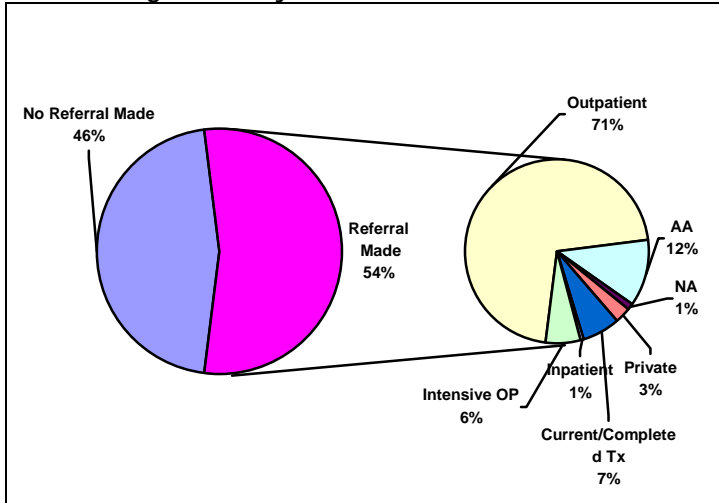
Number of Alcohol-Related Offenses on DMV Records of Bergen County IDRC Clients



Lifetime Marijuana, Cocaine and Heroin Use by Bergen County IDRC Clients Compared with 2003 NJ Household Survey



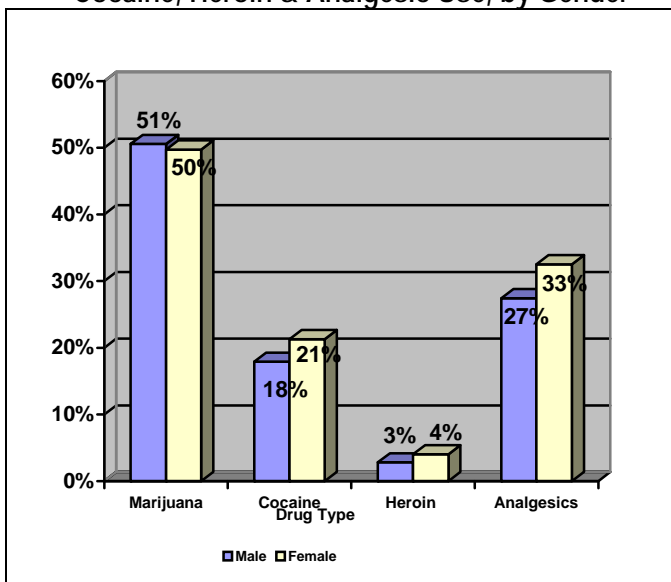
2004 Bergen County Resident Referrals from IDRC



Clients' Treatment/Self-Help History by Screening Score and Referral Status

Treatment/Self-Help History	N	% Clients with Treatment History who Scored 9 or more*	% Clients with Treatment History who had Referral Made
AA in Lifetime	446	75.1	93.3
Currently in AA	205	76.6	96.1
NA Lifetime	181	84.0	94.5
Currently in NA	52	88.5	98.1
Treatment in Lifetime	304	79.9	93.4
Currently in Treatment	132	76.5	78.8

Bergen County IDRC Clients' Lifetime Marijuana, Cocaine, Heroin & Analgesic Use, by Gender



* RIASI Screening Score (Research Institute on Addictions Self Inventory): A DUI offender screening instrument created for and used by the State of New York in its Stop DWI Programs. Included are 41 True/False questions and 8 multiple response questions, each worth 1 point each. The questions cover several factors of substance dependence: classic symptoms, family history, risk-taking behavior, psychological factors, interpersonal competence, health, and alcohol beliefs. It was considered a positive screen if the client scores a 9 or above.

Alcohol & Drug Abuse/Dependence by Demographics

	% Alcohol Abuse	% Alcohol Dependence	% Drug Abuse	% Drug Dependence
GENDER Male	60.5	21.7	11.4	4.8
Female	64.7	23.7	9.6	4.3
AGE <21	58.5	29.3	22.9	14.9
21-24	61.8	26.4	12.9	8.6
25-34	62.1	20.4	10.3	3.1
35-49	60.3	20.3	9.4	2.8
50 and Over	63.3	20.4	7.3	2.4
EDUCATION Less than high school	50.0	24.2	13.2	5.8
High school graduate	59.4	23.1	13.8	5.0
Some college	60.2	21.9	11.1	6.2
College graduate or higher	70.0	18.8	7.7	2.2
RACE/ETHNICITY White	62.6	22.0	12.3	5.3
Black	60.5	23.7	14.5	6.6
Hispanic	58.3	22.9	11.4	2.7
Other	60.2	19.5	3.0	4.3
EMPLOYMENT STATUS Employed Full-time	63.8	19.6	10.5	3.3
Employed part-time	54.7	31.2	12.4	11.8
Unemployed/other	56.8	26.8	11.9	6.7
INCOME Under \$10,000	51.2	25.4	15.4	8.5
\$10,000-24,999	53.5	22.4	12.7	6.5
\$25,000-34,999	63.4	20.9	8.6	2.6
\$35,000-49,999	64.4	20.3	11.8	3.3
\$50,000 +	65.2	22.0	10.1	4.2
OFFENSES 1 Lifetime Alcohol Offense on DMV Record	63.4	21.4	11.7	4.8
2 Lifetime Alcohol Offenses on DMV Record	56.4	21.1	11.4	3.4
3 or More Lifetime Alcohol Offenses on DMV Record	54.4	27.5	5.1	5.8

Bergen County IDRC Clients' Self-Reported Illicit Drug Use

	Lifetime	Past Year	Past 30 days
Marijuana	50.4	16.8	4.2
Cocaine	18.6	5.5	0.6
Heroin	3.0	0.4	0.0
Analgesic	28.4	18.2	7.2
Hallucinogen	8.7	1.4	0.1
Club Drugs	7.2	1.6	0.0
Tranquilizer	7.2	4.0	1.6
Sedative	10.7	7.3	3.2
Stimulant	4.9	1.6	0.4
Inhalant	3.0	1.0	0.3
Methamphetamine	3.0	0.4	0.0
Anabolic Steroids	1.5	0.6	0.1