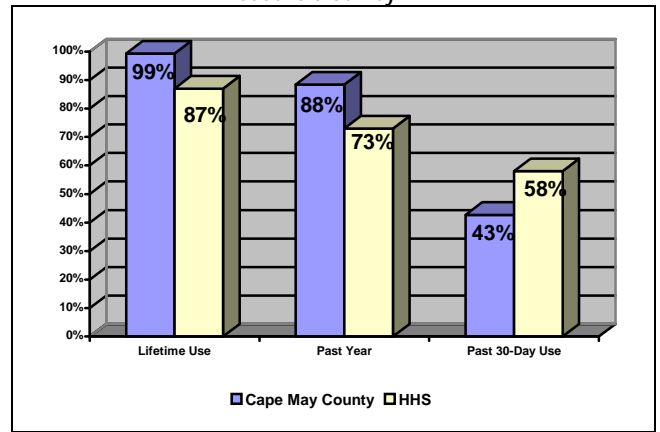


There were 421 Cape May County residents who went through the IDRC Education and Evaluation program in 2004. The following tables and graphs give demographic information about these clients. Clients' reported alcohol and other drug use characteristics are also described. Information was gathered from a mandatory self-administered questionnaire given during the IDRC classes and the counselors' screening/evaluation scoring forms.

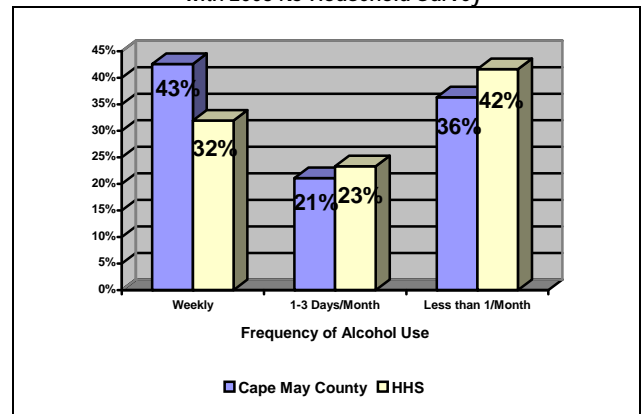
Cape May County IDRC Client Demographics

	N	%
Gender		
Male	321	76.6
Female	98	23.4
Age		
<21 (16-20)	41	9.8
21-24	57	13.6
25-34	94	22.5
35-49	153	36.6
50 and Over	73	17.5
Race/Ethnicity		
White (non-Hispanic)	364	87.3
Black (non-Hispanic)	20	4.8
Hispanic	22	5.3
Other	11	2.6
Education		
Less than High School	65	16.7
High School Graduate	201	48.4
Some College	88	21.2
College Graduate or Higher	61	14.7
Marital Status		
Single	194	47.0
Married	91	22.0
Divorced/Separated/Other	128	31.0
Household Income		
Under \$24,999	189	45.9
\$25,000-34,999	67	16.3
\$35,000-49,999	63	15.3
Over \$50,000	93	22.6
Employment Status		
Full-Time	280	67.3
Part-Time	40	9.6
Unemployed/Other	96	23.1

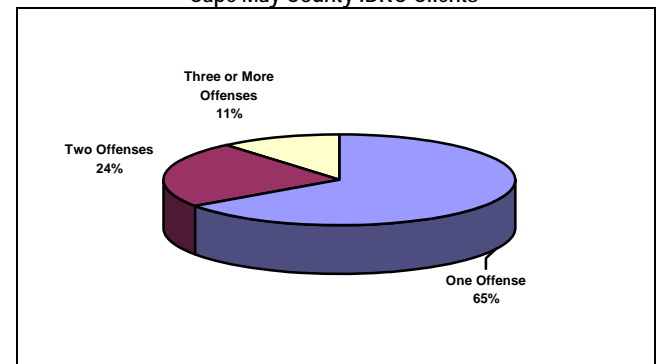
Alcohol Use by Cape May County IDRC Clients Compared with 2004 NJ Household Survey



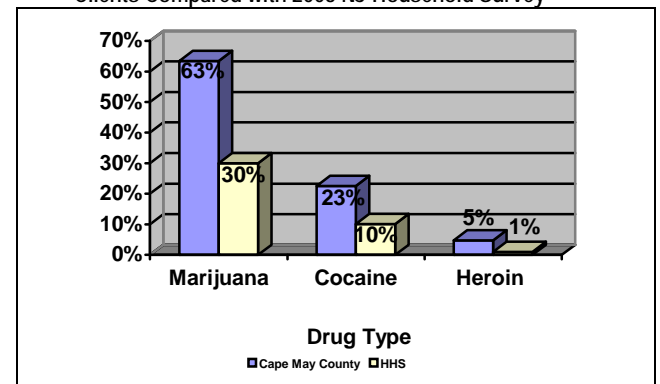
Frequency of Alcohol Use by Cape May County Clients Compared with 2003 NJ Household Survey



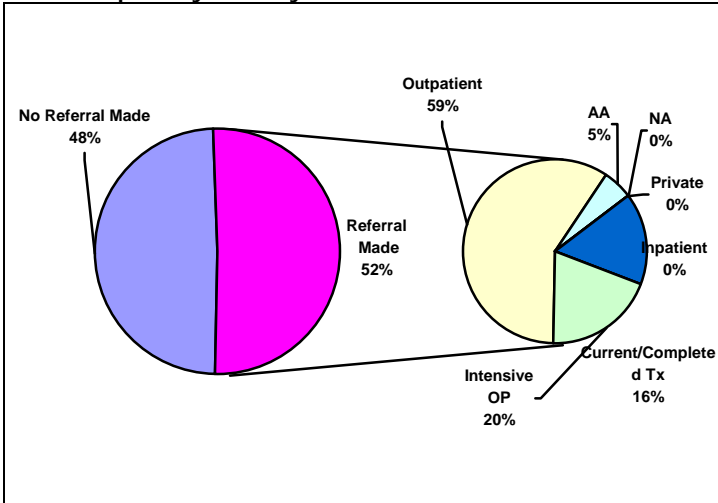
Number of Alcohol-Related Offenses on DMV Records of Cape May County IDRC Clients



Lifetime Marijuana, Cocaine and Heroin Use by Cape May County IDRC Clients Compared with 2003 NJ Household Survey



2004 Cape May County Resident Referrals from IDRC



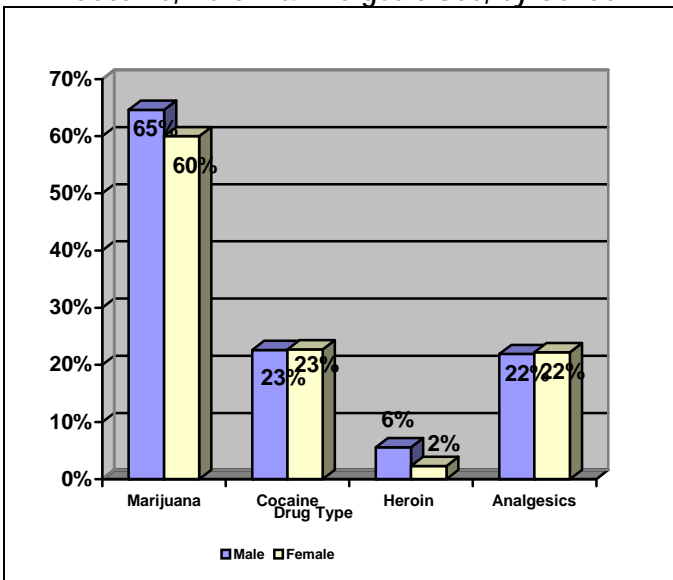
Clients' Treatment/Self-Help History by Screening Score and Referral Status

Treatment/Self-Help History	N	% Clients with Treatment History who Scored 9 or more*	% Clients with Treatment History who had Referral Made
AA in Lifetime	116	59.5	85.3
Currently in AA	56	69.6	87.5
NA Lifetime	39	79.5	84.6
Currently in NA	9	77.8	88.9
Treatment in Lifetime	96	68.8	90.6
Currently in Treatment	28	71.4	85.7

Alcohol & Drug Abuse/Dependence by Demographics

	% Alcohol Abuse	% Alcohol Dependence	% Drug Abuse	% Drug Dependence
GENDER Male	58.3	16.8	7.8	3.7
Female	62.2	17.4	9.2	1.0
AGE <21	75.6	22.0	12.2	9.8
21-24	59.7	21.1	10.5	8.8
25-34	57.5	16.0	9.6	1.1
35-49	56.9	16.3	5.2	2.0
50 and Over	56.2	13.7	6.9	0.0
EDUCATION Less than high school	55.4	13.9	9.2	4.6
High school graduate	59.7	17.9	8.5	3.0
Some college	56.8	19.3	10.2	3.4
College graduate or higher	67.2	14.8	3.3	1.6
RACE/ETHNICITY White	61.3	15.9	7.7	2.5
Black	50.0	30.0	25.0	5.0
Hispanic	36.4	22.7	4.6	4.6
Other	54.6	9.1	0.0	18.2
EMPLOYMENT STATUS Employed Full-time	62.1	14.3	9.3	1.4
Employed part-time	65.0	22.5	5.0	15.0
Unemployed/other	49.0	20.8	5.2	3.1
INCOME Under \$10,000	52.6	19.2	9.0	5.1
\$10,000-24,999	54.1	18.9	11.7	3.6
\$25,000-34,999	67.2	13.4	6.0	1.5
\$35,000-49,999	58.7	15.9	4.8	0.0
\$50,000 +	65.6	16.1	7.5	3.2
OFFENSES 1 Lifetime Alcohol Offense on DMV Record	66.3	18.0	9.2	4.4
2 Lifetime Alcohol Offenses on DMV Record	48.5	11.1	7.1	0.0
3 or More Lifetime Alcohol Offenses on DMV Record	40.4	23.4	4.3	2.1

Cape May County IDRC Clients' Lifetime Marijuana, Cocaine, Heroin & Analgesic Use, by Gender



Cape May County IDRC Clients' Self-Reported Illicit Drug Use

	Lifetime	Past Year	Past 30 days
Marijuana	63.5	20.2	4.5
Cocaine	22.6	9.1	0.5
Heroin	4.8	0.6	0.0
Analgesic	21.9	16.7	6.3
Hallucinogen	12.1	3.0	0.0
Club Drugs	7.0	2.8	0.5
Tranquilizer	9.7	2.1	0.5
Sedative	12.4	8.3	2.6
Stimulant	6.9	1.1	0.0
Inhalant	3.4	0.0	0.0
Methamphetamine	10.9	0.5	0.0
Anabolic Steroids	1.6	1.5	0.5

* RIASI Screening Score (Research Institute on Addictions Self Inventory): A DUI offender screening instrument created for and used by the State of New York in its Stop DWI Programs. Included are 41 True/False questions and 8 multiple response questions, each worth 1 point each. The questions cover several factors of substance dependence: classic symptoms, family history, risk-taking behavior, psychological factors, interpersonal competence, health, and alcohol beliefs. It was considered a positive screen if the client scores a 9 or above.