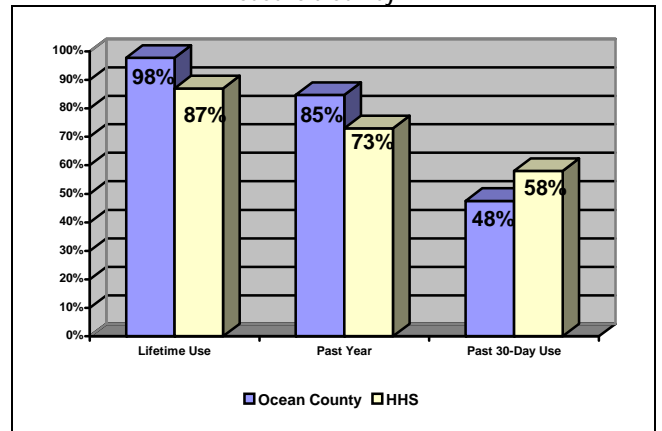


There were 1582 Ocean County residents who went through the IDRC Education and Evaluation program in 2006. The following tables and graphs give demographic information about these clients. Clients' reported alcohol and other drug use characteristics are also described. Information was gathered from a mandatory self-administered questionnaire given during the IDRC classes and the counselors' screening/evaluation scoring forms.

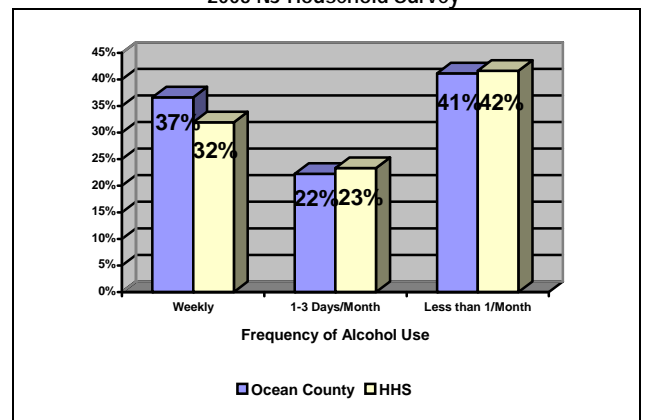
Ocean County IDRC Client Demographics

	N	%
<b>Gender</b>		
Male	1210	76.6
Female	370	23.4
<b>Age</b>		
<21 (16-20)	128	8.1
21-24	250	15.8
25-34	400	25.3
35-49	541	34.2
50 and Over	261	16.5
<b>Race/Ethnicity</b>		
White (non-Hispanic)	1329	85.9
Black (non-Hispanic)	26	1.7
Hispanic	131	8.5
Other	61	3.9
<b>Education</b>		
Less than High School	218	14.4
High School Graduate	723	47.8
Some College	343	22.7
College Graduate or Higher	229	15.1
<b>Marital Status</b>		
Single	760	50.0
Married	333	21.9
Divorced/Separated/Other	428	28.1
<b>Household Income</b>		
Under \$25,000	557	36.5
\$25,000-34,999	217	14.2
\$35,000-49,999	243	15.9
Over \$50,000	508	33.3
<b>Employment Status</b>		
Full-Time	1031	67.2
Part-Time	173	11.3
Unemployed/Other	330	21.5

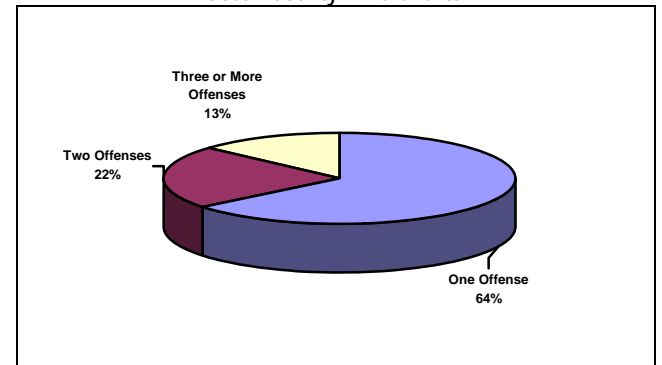
Alcohol Use by Ocean County IDRC Clients Compared with 2003 NJ Household Survey



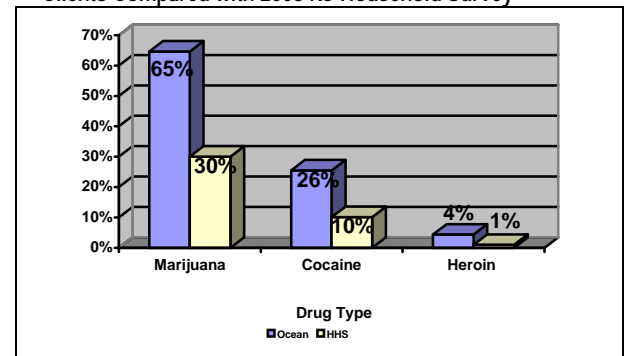
Frequency of Alcohol Use by Ocean County Clients Compared with 2003 NJ Household Survey



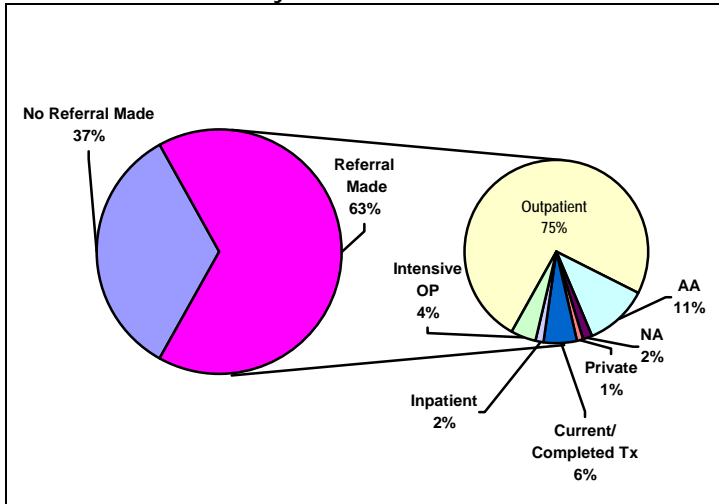
Number of Alcohol-Related Offenses on DMV Records of Ocean County IDRC Clients



Lifetime Marijuana, Cocaine and Heroin Use by Ocean County IDRC Clients Compared with 2003 NJ Household Survey



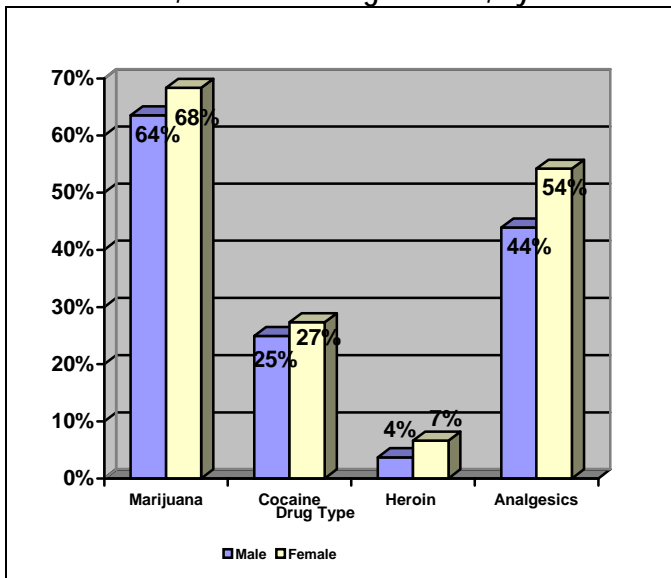
## 2006 Ocean County Resident Referrals from IDRC



## Clients' Treatment/Self-Help History by Screening Score and Referral Status

Treatment/Self-Help History	N	% Clients with Treatment History who Scored 9 or more*	% Clients with Treatment History who had Referral Made
AA in Lifetime	515	72.2	91.7
Currently in AA	229	78.2	96.5
NA Lifetime	244	80.7	92.6
Currently in NA	53	88.7	96.2
Treatment in Lifetime	403	77.2	94.5
Currently in Treatment	124	80.7	92.7

## Ocean County IDRC Clients' Lifetime Marijuana, Cocaine, Heroin & Analgesic Use, by Gender



## Alcohol & Drug Abuse/Dependence by Demographics

	% Alcohol Abuse	% Alcohol Dependence	% Drug Abuse	% Drug Dependence
<b>GENDER</b> Male	53.3	14.0	9.8	3.0
Female	51.4	16.5	9.2	2.4
<b>AGE</b> <21	65.6	14.1	18.8	4.7
21-24	60.4	10.0	12.8	2.0
25-34	49.0	16.3	9.0	4.3
35-49	50.7	14.4	7.8	1.7
50 and Over	49.8	16.9	6.9	3.1
<b>EDUCATION</b> Less than high school	50.0	12.8	12.4	3.2
High school graduate	55.3	14.1	10.4	3.0
Some college	49.3	17.8	10.5	3.8
College graduate or higher	59.8	12.7	3.5	0.9
<b>RACE/ETHNICITY</b> White	53.5	15.2	9.8	2.8
Black	57.7	7.7	19.2	3.9
Hispanic	55.7	10.7	8.4	2.3
Other	50.8	14.8	4.9	3.3
<b>EMPLOYMENT STATUS</b> Employed Full-time	56.1	11.9	8.6	1.9
Employed part-time	48.6	21.4	11.0	3.5
Unemployed/other	50.3	20.0	12.7	5.5
<b>INCOME</b> Under \$10,000	50.8	12.2	10.7	5.1
\$10,000-24,999	50.8	16.4	13.1	3.3
\$25,000-34,999	51.6	18.0	11.5	4.2
\$35,000-49,999	53.1	13.6	4.5	1.7
\$50,000 +	57.7	13.2	8.3	1.6
<b>OFFENSES</b> 1 Lifetime Alcohol Offense on DMV Record	57.9	13.1	10.8	2.6
2 Lifetime Alcohol Offenses on DMV Record	50.1	14.7	9.1	2.3
3 or More Lifetime Alcohol Offenses on DMV Record	34.1	21.3	4.7	5.2

## Ocean County IDRC Clients' Self-Reported Illicit Drug Use

	Lifetime	Past Year	Past 30 days
Marijuana	64.7	15.8	4.5
Cocaine	25.5	3.7	0.7
Heroin	4.4	1.0	0.2
Analgesic	46.3	27.7	12.0
Hallucinogen	12.9	0.5	0.1
Club Drugs	10.0	1.0	0.2
Tranquilizer	13.0	5.6	2.5
Sedative	20.1	11.6	5.4
Stimulant	8.8	1.9	1.2
Inhalant	3.9	0.5	0.4
Methamphetamine	6.4	0.5	0.2
Anabolic Steroids	2.1	0.6	0.2

\* RIASI Screening Score (Research Institute on Addictions Self Inventory): A DUI offender screening instrument created for and used by the State of New York in its Stop DWI Programs. Included are 41 True/False questions and 8 multiple response questions, each worth 1 point each. The questions cover several factors of substance dependence: classic symptoms, family history, risk-taking behavior, psychological factors, interpersonal competence, health, and alcohol beliefs. It was considered a positive screen if the client scores a 9 or above.