

Second Quarter 2022 Estimation Support and Historical Statistics BAMS/DSS[®] Output

**Prepared for the New Jersey Department of
Transportation**

June 2022

Prepared by:

infotech[®]

2970 SW 50th Terrace; Gainesville, FL 32608-5076

Telephone: 352-381-4400 Fax: 888-971-3916

Web: www.infotechinc.com

TOP STANDARD ITEMS BETWEEN July 28, 2022 AND June 6, 2023
 RANKED BY TOTAL AWARDED DOLLARS
 89 CONTRACTS - AWARDED TOTAL: \$619,460,583

OVERALL RANK	ITEM NUMBER	SPEC YEAR	ITEM DESCRIPTION	UNITS	QUANTITY	DOLLARS (IN 000S)	AVERAGE PRICE	PERCENT DOLLARS	CONTRACT OCCURRENCES
1	MMB186M	19	LABOR CREW	HOUR	205,759	\$106,887	\$519.47	17.25	17
2	154003P	19	MOBILIZATION	LS	60	\$37,330	622166.7	6.03	60
3	401054M	19	HOT MIX ASPHALT 12.5 M 64 SURFACE COURSE	T	225,235	\$23,923	\$106.21	3.86	25
4	109006M	19	FORCE ACCOUNT	DOLL	21,356,820	\$21,357	\$1.00	3.45	35
5	404006M	19	STONE MATRIX ASPHALT 12.5 MM SURFACE COU	T	154,597	\$21,005	\$135.87	3.39	12
6	406005M	19	HIGH PERFORMANCE THIN OVERLAY	T	122,587	\$19,097	\$155.79	3.08	9
7	MMG095M	19	ADJUSTMENT FACTOR	PCT	22,070,000	\$18,311	\$0.83	2.96	3
8	401009P	19	HMA MILLING, 3" OR LESS	SY	3,872,000	\$11,015	\$2.84	1.78	29
9	506003P	19	STRUCTURAL STEEL	LS	3	\$10,783	3594183	1.74	3
10	609003M	19	BEAM GUIDE RAIL	LF	180,474	\$9,280	\$51.42	1.50	15
11	403003M	19	ULTRA-THIN FRICTION COURSE	T	42,482	\$7,992	\$188.14	1.29	4
12	MMB089M	19	DECK JOINT REPAIR	LF	57,119	\$7,796	\$136.49	1.26	4
13	424110M	19	CHIP SEAL PG88-22FR	SY	916,475	\$7,073	\$7.72	1.14	11
14	MMB172M	19	LANE CLOSURES	HOUR	115,277	\$6,561	\$56.91	1.06	18
15	MMG094M	19	DREDG, PROCESSING, TRNSPRT, PLACE UPLAND	CY	42,539	\$6,388	\$150.16	1.03	2
16	421011M	19	SLURRY SEAL EMULSION	GAL	519,475	\$5,979	\$11.51	0.97	10
17	704002M	19	ITS CONDUIT, TYPE A	LF	101,804	\$5,631	\$55.31	0.91	7
18	610003M	19	TRAFFIC STRIPES, 4"	LF	11,255,745	\$5,388	\$0.48	0.87	46
19	401099M	19	HOT MIX ASPHALT 25 M 64 BASE COURSE	T	44,303	\$5,343	\$120.61	0.86	19
20	MMB087M	19	DECK JOINT RESEAL (SILICON)	LF	57,083	\$5,137	\$89.99	0.83	4
21	401042M	19	HOT MIX ASPHALT 9.5 M 64 SURFACE COURSE	T	35,884	\$4,957	\$138.14	0.80	10
22	607018P	19	9" X 16" CONCRETE VERTICAL CURB	LF	75,574	\$4,619	\$61.13	0.75	32
23	401061M	19	HMA 12.5 M E SURFACE COURSE	T	34,002	\$4,599	\$135.27	0.74	8
24	401017P	19	MICRO-MILLING	SY	1,186,179	\$4,570	\$3.85	0.74	21
25	513003P	19	RETAINING WALL, LOCATION NO. _____	SF	44,941	\$4,240	\$94.34	0.68	2
26	201006P	19	CLEARING SITE, BRIDGE (____)	LS	4	\$4,045	1011297	0.65	4
27	507024P	19	CONCRETE BRIDGE DECK, HPC	CY	2,455	\$3,999	\$1628.92	0.65	2
28	425001M	19	SCRUB SEAL	SY	560,882	\$3,881	\$6.92	0.63	3
29	701021P	19	3" RIGID METALLIC CONDUIT	LF	40,405	\$3,445	\$85.26	0.56	15
30	421007M	19	MICROPAVING JOINTS	LF	725,032	\$3,344	\$4.61	0.54	15
31	MMB070M	19	BRIDGE HEADER REPAIR	LF	20,334	\$3,261	\$160.35	0.53	4
32	520003P	19	PERMANENT GROUND ANCHOR	U	2,675	\$3,210	\$1200.00	0.52	1
33	203120M	19	TEMPORARY CAUSEWAY	LS	1	\$3,000	3000000	0.48	1
34	201003P	19	CLEARING SITE	LS	51	\$2,994	58708.35	0.48	51
35	151006M	19	PERFORMANCE BOND AND PAYMENT BOND	DOLL	15,083	\$2,893	\$191.77	0.47	84
36	610036M	19	REMOVAL OF TRAFFIC STRIPES	LF	3,417,149	\$2,821	\$0.83	0.46	43
37	159141M	19	TRAFFIC DIRECTOR, FLAGGER	HOUR	51,086	\$2,788	\$54.57	0.45	45
38	602216M	19	CLEANING DRAINAGE STRUCTURE	U	4,420	\$2,737	\$619.30	0.44	23
39	601664M	19	VIDEO INSPECTION OF PIPE	LF	495,600	\$2,729	\$5.51	0.44	2
40	610017M	19	TRAFFIC MARKING LINES, 24"	LF	350,891	\$2,722	\$7.76	0.44	47
41	202009P	19	EXCAVATION, UNCLASSIFIED	CY	74,555	\$2,553	\$34.24	0.41	20
42	504006P	19	REINFORCEMENT STEEL, EPOXY-COATED	LB	1,002,580	\$2,542	\$2.54	0.41	6
43	421010M	19	SLURRY SEAL AGGREGATE, TYPE II	T	19,399	\$2,512	\$129.51	0.41	10
44	MMB086M	19	DECK CORROSION INHIBITOR	SY	248,211	\$2,433	\$9.80	0.39	4
45	160007M	19	ASPHALT PRICE ADJUSTMENT	DOLL	1,612,531	\$2,387	\$1.48	0.39	41
46	MMB022M	19	REPAIR CATEGORY "A", MOVABLE	HOUR	8,448	\$2,384	\$282.25	0.38	1

TOP STANDARD ITEMS BETWEEN July 28, 2022 AND June 6, 2023
RANKED BY TOTAL AWARDED DOLLARS
89 CONTRACTS - AWARDED TOTAL: \$619,460,583

OVERALL RANK	ITEM NUMBER	SPEC YEAR	ITEM DESCRIPTION	UNITS	QUANTITY	DOLLARS (IN 000S)	AVERAGE PRICE	PERCENT DOLLARS	CONTRACT OCCURRENCES
47	MMB026M	19	WELDING CREW	HOUR	8,448	\$2,334	\$276.26	0.38	1
48	401072M	19	HOT MIX ASPHALT 12.5 M 64 INTERMEDIATE C	T	20,479	\$2,334	\$113.96	0.38	11
49	MMG083M	19	SSPC, BLAST/PRIME	LS	1	\$2,300	2300000	0.37	1
50	MMR077M	19	MOBILIZATION OF MILL & HMA PAVING EQUIP.	U	150	\$2,250	15000.00	0.36	6
51	551006M	19	CONCRETE DECK REPAIR, TYPE B	SF	21,715	\$2,182	\$100.48	0.35	6
52	157004M	19	CONSTRUCTION LAYOUT	DOLL	49	\$2,147	43821.00	0.35	49
53	511020P	19	FENDER SYSTEM	LF	316	\$2,054	\$6500.00	0.33	1
54	202021P	19	REMOVAL OF PAVEMENT	SY	86,572	\$2,036	\$23.52	0.33	12
55	159300M	19	TRAFFIC STRIPES, LATEX, 4"	LF	7,397,253	\$2,027	\$0.27	0.33	34
56	501009P	19	TEMPORARY COFFERDAM	LS	1	\$2,000	2000000	0.32	1
57	502003P	19	FURNISHING EQUIPMENT FOR DRIVING PILES	LS	1	\$2,000	2000000	0.32	1
58	401049M	19	HOT MIX ASPHALT 9.5 ME SURFACE COURSE	T	13,684	\$1,953	\$142.69	0.32	7
59	202041M	19	DREDGE, TRANS AND PLACE TO CDF	CY	88,903	\$1,946	\$21.89	0.31	2
60	401027M	19	POLYMERIZED JOINT ADHESIVE	LF	4,001,704	\$1,880	\$0.47	0.30	32
61	701102M	19	18" X 36" JUNCTION BOX	U	353	\$1,847	\$5231.14	0.30	13
62	606042P	19	HOT MIX ASPHALT DRIVEWAY, VARIABLE THICK	SY	35,102	\$1,834	\$52.25	0.30	14
63	155033M	19	FIELD OFFICE TYPE E MAINTENANCE	MO	407	\$1,828	\$4490.31	0.30	25
64	607021P	19	9" X 18" CONCRETE VERTICAL CURB	LF	24,611	\$1,770	\$71.91	0.29	11
65	159021P	19	CONSTRUCTION BARRIER CURB	LF	15,165	\$1,719	\$113.38	0.28	8
66	513006P	19	RETAINING WALL, CAST-IN-PLACE, LOCATION	SF	7,700	\$1,591	\$206.58	0.26	1
67	603070P	19	ARTICULATED CONCRETE BLOCK MATTING, CLOS	SY	6,461	\$1,551	\$240.00	0.25	1
68	606012P	19	CONCRETE SIDEWALK, 4" THICK	SY	14,107	\$1,550	\$109.89	0.25	27
69	MMB092M	19	CREW COORDINATOR	HOUR	11,784	\$1,495	\$126.86	0.24	17
70	201039P	19	TEMPORARY SHIELDING	LS	4	\$1,478	369439.5	0.24	4
71	610060M	19	TRAFFIC MARKINGS SYMBOLS	SF	187,651	\$1,473	\$7.85	0.24	41
72	514016P	19	TEMPORARY SUPPORTS	LS	1	\$1,473	1472883	0.24	1
73	554009P	19	NEAR-WHITE BLAST CLEANING AND PAINTING	LS	1	\$1,447	1447066	0.23	1
74	505057P	19	PRECAST CONCRETE CULVERT	LF	105	\$1,412	13450.00	0.23	1
75	407010M	19	BINDER RICH INTERMEDIATE COURSE, 4.75MM	T	7,026	\$1,371	\$195.17	0.22	2
76	504036P	19	EPOXY WATERPROOFING	SY	22,792	\$1,364	\$59.83	0.22	8
77	MMG025M	19	OVERTIME DIFFERENTIAL (OD)	DOLL	1,350,000	\$1,350	\$1.00	0.22	18
78	704003M	19	JUNCTION BOX ITS TYPE A	U	183	\$1,343	\$7338.86	0.22	7
79	506006P	19	REINFORCED ELASTOMERIC BEARING ASSEMBLY	U	144	\$1,311	\$9100.83	0.21	2
80	159108M	19	TRAFFIC CONTROL TRUCK WITH MOUNTED CRASH	U	230	\$1,292	\$5617.54	0.21	54
81	MMG084M	19	SSPC, STRIPE/INTERMEDIATE	LS	1	\$1,250	1250000	0.20	1
82	453006M	19	FULL DEPTH CONCRETE PAVEMENT REPAIR, HMA	SY	8,518	\$1,216	\$142.78	0.20	24
83	MMG082M	19	CONTAINMENT SYSTEM	LS	1	\$1,200	1200000	0.19	1
84	501003P	19	TEMPORARY SHEETING	SF	39,116	\$1,179	\$30.15	0.19	4
85	654007P	19	ELECTRICAL UTILITY RELOCATION	LS	2	\$1,179	589425.0	0.19	2
86	704033P	19	CONTROL CENTER SYSTEM, LOCATION NO. _____	LS	4	\$1,160	289890.0	0.19	4
87	704092M	19	ADAPTIVE IMAGE DETECTOR, CTSS	U	52	\$1,151	22139.04	0.19	2
88	610033M	19	RUMBLE STRIP	LF	1,171,386	\$1,150	\$0.98	0.19	33
89	159012M	19	CONSTRUCTION SIGNS	SF	126,212	\$1,142	\$9.05	0.18	56
90	610012M	19	RPM, MONO-DIRECTIONAL, WHITE LENS	U	30,040	\$1,135	\$37.78	0.18	41
91	403005M	19	POLYMER MODIFIED TACK COAT	GAL	243,398	\$1,132	\$4.65	0.18	4
92	704237M	19	ROADSIDE UNIT	U	39	\$1,099	28179.21	0.18	2

TOP STANDARD ITEMS BETWEEN July 28, 2022 AND June 6, 2023
 RANKED BY TOTAL AWARDED DOLLARS
 89 CONTRACTS - AWARDED TOTAL: \$619,460,583

OVERALL RANK	ITEM NUMBER	SPEC YEAR	ITEM DESCRIPTION	UNITS	QUANTITY	DOLLARS (IN 000S)	AVERAGE PRICE	PERCENT DOLLARS	CONTRACT OCCURRENCES
93	702025M	19	TRAFFIC ARM GREATER THAN 50 FOOT, STEEL	U	35	\$1,093	31223.57	0.18	6
94	609027M	19	TANGENT GUIDE RAIL TERMINAL	U	285	\$1,092	\$3832.24	0.18	12
95	704034P	19	MODIFY CONTROL CENTER SYSTEM	LS	2	\$1,077	538500.0	0.17	2
96	160004M	19	FUEL PRICE ADJUSTMENT	DOLL	651,733	\$1,070	\$1.64	0.17	47
97	507038P	19	CONCRETE BRIDGE PARAPET WITH MOMENT SLAB	LF	1,561	\$1,065	\$682.40	0.17	4
98	701015P	19	2" RIGID METALLIC CONDUIT	LF	13,740	\$1,047	\$76.23	0.17	10
99	MMB201M	19	BRIDGE DECK POWER WASHING	SY	149,465	\$1,046	\$7.00	0.17	1
100	401021M	19	HOT MIX ASPHALT PAVEMENT REPAIR	SY	19,369	\$1,037	\$53.52	0.17	38
						=====	=====		
						\$510,403		82.39	

HISTORICAL BID PRICE LISTING
 BY REGION

REGION: C

PAY ITEM	CALENDAR QUARTER	CONTRACT NUMBER	COUNTY LOCATION	PROJECT DESCRIPTION	BID QUANTITY	AWARD PRICE	SECOND BIDDER	THIRD BIDDER	ESTIMATE
-----	-----	-----	-----	-----	-----	-----	-----	-----	-----
FORCE ACCOUNT / DOLL									
109006M	2022Q4	23404	HUNTERDON	STATE	100,000	\$1.00	\$1.00	\$1.00	\$1.00
		23406	MONMOUTH	STATE	100,000	\$1.00	\$1.00	\$1.00	\$1.00
		23429	MIDDLESEX	N/A	250,000	\$1.00	\$1.00	\$1.00	\$1.00
		23426	HUNTERDON	N/A	500,000	\$1.00	\$1.00	\$1.00	\$1.00
		23423	HUNTERDON	N/A	625,000	\$1.00	\$1.00	\$1.00	\$1.00
		23432	HUNTERDON	N/A	1,000,000	\$1.00	\$1.00	\$1.00	\$1.00
		23435	HUNTERDON	N/A	2,000,000	\$1.00	\$1.00	\$1.00	\$1.00
	2023Q1	23449	MONMOUTH	N/A	30,000	\$1.00	\$1.00		\$1.00
		23442	MERCER	100% STATE	38,720	\$1.00	\$1.00		\$1.00
		23444	MERCER	100% STATE	50,000	\$1.00	\$1.00	\$1.00	\$1.00
		23446	MONMOUTH	N/A	220,000	\$1.00	\$1.00		\$1.00

HISTORICAL BID PRICE LISTING
BY REGION

REGION: C

PAY ITEM	CALENDAR QUARTER	CONTRACT NUMBER	COUNTY LOCATION	PROJECT DESCRIPTION	BID QUANTITY	AWARD PRICE	SECOND BIDDER	THIRD BIDDER	ESTIMATE	
PERFORMANCE BOND AND PAYMENT BOND / DOLL										
151006M	2022Q3	22144	OCEAN	NHP-0072 (311)	1	\$3,500	\$20,000		\$20,000	
		22146	HUNTERDON	0078 (334)	1	\$15,000	\$16,100	\$21,232	\$45,000	
		22147	OCEAN	NHP-0009 (331)	1	\$23,500			\$20,000	
		22150	MONMOUTH	NHP-0035 (334)	1	\$16,000			\$20,000	
		22471	MIDDLESEX	STATE	1	\$25,000	\$55,000	\$36,000	\$25,000	
		23701	MIDDLESEX	N/A	1	\$35,000			\$25,000	
		2022Q4	22155	SOMERSET	NHPP-0206 (335)	1	\$15,000			\$25,000
			22465	MONMOUTH	STATE	1	\$36,000	\$15,267		\$35,000
			23404	HUNTERDON	STATE	1	\$39,300	\$39,300	\$25,000	\$47,400
			23406	MONMOUTH	STATE	1	\$36,504	\$5,000	\$40,000	\$38,400
			23412	MONMOUTH	STBGP-FLEX-D00S (630)	1	\$50,000	\$30,000		\$43,000
			23423	HUNTERDON	N/A	1	\$0	\$1	\$68,000	\$11,000
			23426	HUNTERDON	N/A	1	\$50,000	\$75,000	\$1	\$10,000
			23429	MIDDLESEX	N/A	1	\$20,000	\$1	\$0	\$15,000
			23432	HUNTERDON	N/A	1	\$0	\$1	\$106,000	\$17,000
			23435	HUNTERDON	N/A	1	\$58,269	\$25,000	\$1	\$15,000
		2023Q1	22451	HUNTERDON	NHP-0040 (315)	1	\$40,000	\$40,000	\$43,000	\$25,000
			23405	MIDDLESEX	STATE	1	\$42,837	\$42,837	\$15,000	\$76,700
			23442	MERCER	100% STATE	1	\$12,300	\$25,000		\$12,000
			23444	MERCER	100% STATE	1	\$14,000	\$16,600	\$5,000	\$6,000
			23446	MONMOUTH	N/A	1	\$31,116	\$12,000		\$27,000
			23449	MONMOUTH	N/A	1	\$3,000	\$16,000		\$7,000
		2023Q2	23114	MIDDLESEX	0130 (332)	1	\$77,300	\$35,000	\$108,232	\$110,000
			23119	SOMERSET	NHP-0202 (336)	1	\$37,618	\$36,871	\$45,000	\$45,000

HISTORICAL BID PRICE LISTING
BY REGION

REGION: C

PAY ITEM	CALENDAR QUARTER	CONTRACT NUMBER	COUNTY LOCATION	PROJECT DESCRIPTION	BID QUANTITY	AWARD PRICE	SECOND BIDDER	THIRD BIDDER	ESTIMATE
RAILROAD PROTECTIVE LIABILITY INSURANCE / DOLL									
152012P	2022Q4	23404	HUNTERDON	STATE	1	\$2,518	\$2,518	\$2,000	\$10,000
		23406	MONMOUTH	STATE	1	\$3,600	\$1,500	\$1,325	\$10,000
	2023Q1	22451	HUNTERDON	NHP-0040 (315)	1	\$20,000	\$2,000	\$1	\$3,482
POLLUTION LIABILITY INSURANCE / DOLL									
152015P	2022Q3	22144	OCEAN	NHP-0072 (311)	1	\$1.00	\$1.00		\$425.00
		22146	HUNTERDON	0078 (334)	1	\$0	\$7,800	\$7,553	\$3,000
		22147	OCEAN	NHP-0009 (331)	1	\$20,000			\$1,000
		22150	MONMOUTH	NHP-0035 (334)	1	\$20,000			\$16,000
		22471	MIDDLESEX	STATE	1	\$1	\$25,000	\$15,000	\$35,000
		23701	MIDDLESEX	N/A	1	\$10,000			\$35,000
	2022Q4	22155	SOMERSET	NHPP-0206 (335)	1	\$5,000			\$2,000
		22465	MONMOUTH	STATE	1	\$18,000	\$10,000		\$15,000
		23404	HUNTERDON	STATE	1	\$12,588	\$12,588	\$0	\$5,000
		23406	MONMOUTH	STATE	1	\$10,070	\$1	\$1	\$5,000
		23412	MONMOUTH	STBGP-FLEX-D00S (630)	1	\$10,000	\$19,000		\$20,000
		23423	HUNTERDON	N/A	1	\$0.01	\$1.00	\$1.00	\$5,000
		23426	HUNTERDON	N/A	1	\$25,000	\$1	\$1	\$5,000
		23429	MIDDLESEX	N/A	1	\$1.00	\$1.00	\$0.01	\$6,500
		23432	HUNTERDON	N/A	1	\$0.01	\$1.00	\$1.00	\$5,000
		23435	HUNTERDON	N/A	1	\$1	\$12,500	\$1	\$5,000
		2023Q1	22451	HUNTERDON	NHP-0040 (315)	1	\$2,500	\$5,000	\$14,000
	23405		MIDDLESEX	STATE	1	\$12,588	\$12,588	\$1	\$5,000
	23446		MONMOUTH	N/A	1	\$12,563	\$1		\$10,000
	23449		MONMOUTH	N/A	1	\$18,000	\$16,500		\$15,000
	2023Q2	23114	MIDDLESEX	0130 (332)	1	\$23,000	\$1	\$17,402	\$10,000
		23119	SOMERSET	NHP-0202 (336)	1	\$10,070	\$19,610	\$10,000	\$2,000

HISTORICAL BID PRICE LISTING
BY REGION

REGION: C

PAY ITEM	CALENDAR QUARTER	CONTRACT NUMBER	COUNTY LOCATION	PROJECT DESCRIPTION	BID QUANTITY	AWARD PRICE	SECOND BIDDER	THIRD BIDDER	ESTIMATE

PROGRESS SCHEDULE / LS									
153003P	2022Q3	22144	OCEAN	NHP-0072 (311)	1	\$3,400	\$10,000		\$8,000
		22146	HUNTERDON	0078 (334)	1	\$5,000	\$2,240	\$5,250	\$10,000
		22147	OCEAN	NHP-0009 (331)	1	\$38,000			\$8,000
		22150	MONMOUTH	NHP-0035 (334)	1	\$38,000			\$8,000
	2022Q4	22155	SOMERSET	NHPP-0206 (335)	1	\$38,000			\$8,000
	2023Q2	23114	MIDDLESEX	0130 (332)	1	\$13,100	\$10,500	\$7,240	\$35,000
		23119	SOMERSET	NHP-0202 (336)	1	\$4,200	\$10,000	\$10,000	\$10,000

PROGRESS SCHEDULE UPDATE / U									
153005M	2022Q3	22144	OCEAN	NHP-0072 (311)	4	\$600	\$2,500		\$600.00
		22147	OCEAN	NHP-0009 (331)	4	\$8,000			\$519.00
		22150	MONMOUTH	NHP-0035 (334)	4	\$8,000			\$600.00
		22146	HUNTERDON	0078 (334)	7	\$0.02	\$280.00	\$630.00	\$400.00
	2022Q4	22155	SOMERSET	NHPP-0206 (335)	3	\$8,000			\$500.00
	2023Q2	23119	SOMERSET	NHP-0202 (336)	6	\$630.00	\$400.00	\$750.00	\$750.00
		23114	MIDDLESEX	0130 (332)	12	\$835.00	\$750.00	\$827.42	\$750.00

BAR CHART PROGRESS SCHEDULE AND UPDATES / LS									
153009P	2022Q3	22471	MIDDLESEX	STATE	1	\$25,000	\$6,500	\$500	\$5,000
		23701	MIDDLESEX	N/A	1	\$500.00			\$5,000
	2022Q4	22465	MONMOUTH	STATE	1	\$9,600	\$5,000		\$10,000
		23404	HUNTERDON	STATE	1	\$4,500	\$4,500	\$7,285	\$5,000
		23406	MONMOUTH	STATE	1	\$4,500	\$500	\$550	\$5,000
	2023Q1	23405	MIDDLESEX	STATE	1	\$5,500	\$5,500	\$500	\$5,000

TRAINEES / HOUR									
153011M	2022Q3	22146	HUNTERDON	0078 (334)	1,500	\$0.02	\$1.00	\$1.00	\$2.00

HISTORICAL BID PRICE LISTING
 BY REGION

REGION: C

PAY ITEM -----	CALENDAR QUARTER	CONTRACT NUMBER	COUNTY LOCATION	PROJECT DESCRIPTION	BID QUANTITY	AWARD PRICE	SECOND BIDDER	THIRD BIDDER	ESTIMATE -----
TRAINees / HOUR									
153011M	(cont)	22150	MONMOUTH	NHP-0035 (334)	2,200	\$120.00			\$1.00
	2022Q4	22155	SOMERSET	NHPP-0206 (335)	300	\$150.00			\$1.00
		23412	MONMOUTH	STBGP-FLEX-D00S (630)	750	\$0.80	\$0.80		\$0.80
	2023Q1	22451	HUNTERDON	NHP-0040 (315)	1,630	\$50.00	\$1.00	\$1.00	\$1.00
	2023Q2	23114	MIDDLESEX	0130 (332)	1,040	\$3.00	\$100.00	\$1.08	\$9.00

HISTORICAL BID PRICE LISTING
BY REGION

REGION: C

PAY ITEM	CALENDAR QUARTER	CONTRACT NUMBER	COUNTY LOCATION	PROJECT DESCRIPTION	BID QUANTITY	AWARD PRICE	SECOND BIDDER	THIRD BIDDER	ESTIMATE
MOBILIZATION / LS									
154003P	2022Q3	22144	OCEAN	NHP-0072 (311)	1	\$240,155	\$492,402		\$230,000
		22146	HUNTERDON	0078 (334)	1	\$419,870	\$470,512	\$383,535	\$530,000
		22147	OCEAN	NHP-0009 (331)	1	\$345,000			\$420,000
		22150	MONMOUTH	NHP-0035 (334)	1	\$265,000			\$420,000
		22471	MIDDLESEX	STATE	1	\$500,000	\$1,300,000	\$1,200,000	\$200,000
		23701	MIDDLESEX	N/A	1	\$1,400,000			\$1,350,000
	2022Q4	22155	SOMERSET	NHPP-0206 (335)	1	\$246,000			\$270,000
		22465	MONMOUTH	STATE	1	\$401,240	\$624,831		\$800,000
		23404	HUNTERDON	STATE	1	\$549,771	\$549,771	\$285,000	\$468,403
		23406	MONMOUTH	STATE	1	\$393,710	\$594,977	\$800,000	\$379,249
	2023Q1	22451	HUNTERDON	NHP-0040 (315)	1	\$400,000	\$540,000	\$2,575,000	\$250,000
		23405	MIDDLESEX	STATE	1	\$550,000	\$550,000	\$950,654	\$758,000
		23442	MERCER	100% STATE	1	\$109,000	\$124,922		\$75,000
		23444	MERCER	100% STATE	1	\$125,000	\$136,000	\$83,838	\$60,000
		23446	MONMOUTH	N/A	1	\$5,530	\$92,000		\$349,900
	2023Q2	23114	MIDDLESEX	0130 (332)	1	\$1,255,190	\$1,974,362	\$2,068,450	\$2,300,000
		23119	SOMERSET	NHP-0202 (336)	1	\$742,951	\$975,530	\$936,927	\$950,000

HISTORICAL BID PRICE LISTING
BY REGION

REGION: C

PAY ITEM	CALENDAR QUARTER	CONTRACT NUMBER	COUNTY LOCATION	PROJECT DESCRIPTION	BID QUANTITY	AWARD PRICE	SECOND BIDDER	THIRD BIDDER	ESTIMATE

FIELD OFFICE TYPE A SET UP / U									
155003M	2022Q3	22471	MIDDLESEX	STATE	1	\$15,000	\$30,000	\$60,000	\$20,000
		23701	MIDDLESEX	N/A	1	\$20,000			\$20,000
	2022Q4	22465	MONMOUTH	STATE	1	\$36,000	\$30,000		\$27,000

FIELD OFFICE TYPE B SET UP / U									
155006M	2022Q4	23404	HUNTERDON	STATE	1	\$35,000	\$35,000	\$35,000	\$20,000
		23406	MONMOUTH	STATE	1	\$25,500	\$25,000	\$11,000	\$20,000
		23412	MONMOUTH	STBGP-FLEX-D00S (630)	1	\$20,000	\$5,000		\$11,000
	2023Q1	23405	MIDDLESEX	STATE	1	\$25,500	\$25,500	\$23,000	\$20,000

FIELD OFFICE TYPE C SET UP / U									
155009M	2022Q3	22147	OCEAN	NHP-0009 (331)	1	\$45,000			\$32,100

FIELD OFFICE TYPE E SET UP / U									
155015M	2022Q3	22144	OCEAN	NHP-0072 (311)	1	\$27,000	\$45,000		\$37,254
		22146	HUNTERDON	0078 (334)	1	\$40,000	\$20,000	\$22,360	\$20,000
		22150	MONMOUTH	NHP-0035 (334)	1	\$45,000			\$42,000
	2022Q4	22155	SOMERSET	NHPP-0206 (335)	1	\$45,000			\$38,000
	2023Q1	22451	HUNTERDON	NHP-0040 (315)	1	\$40,000	\$27,500	\$30,000	\$50,000
	2023Q2	23119	SOMERSET	NHP-0202 (336)	1	\$25,000	\$40,000	\$50,000	\$37,000

FIELD OFFICE TYPE F SET UP / U									
155018M	2023Q2	23114	MIDDLESEX	0130 (332)	1	\$46,980	\$45,000	\$33,516	\$48,700

FIELD OFFICE TYPE A MAINTENANCE / MO									
155021M	2022Q3	22471	MIDDLESEX	STATE	4	\$2,500	\$2,800	\$3,000	\$2,500

HISTORICAL BID PRICE LISTING
BY REGION

REGION: C

PAY ITEM	CALENDAR QUARTER	CONTRACT NUMBER	COUNTY LOCATION	PROJECT DESCRIPTION	BID QUANTITY	AWARD PRICE	SECOND BIDDER	THIRD BIDDER	ESTIMATE

FIELD OFFICE TYPE A MAINTENANCE / MO									
155021M	(cont)	23701	MIDDLESEX	N/A	5	\$1,200			\$2,500
	2022Q4	22465	MONMOUTH	STATE	6	\$7,080	\$2,500		\$3,500

FIELD OFFICE TYPE B MAINTENANCE / MO									
155024M	2022Q4	23406	MONMOUTH	STATE	12	\$3,500	\$3,000	\$4,500	\$2,500
		23412	MONMOUTH	STBGP-FLEX-D00S (630)	12	\$3,000	\$3,000		\$2,000
		23404	HUNTERDON	STATE	14	\$3,500	\$3,500	\$3,000	\$2,500
	2023Q1	23405	MIDDLESEX	STATE	16	\$3,500	\$3,500	\$3,100	\$2,500

FIELD OFFICE TYPE C MAINTENANCE / MO									
155027M	2022Q3	22147	OCEAN	NHP-0009 (331)	10	\$6,500			\$3,736

FIELD OFFICE TYPE E MAINTENANCE / MO									
155033M	2022Q3	22144	OCEAN	NHP-0072 (311)	10	\$3,200	\$5,000		\$4,344
		22150	MONMOUTH	NHP-0035 (334)	10	\$7,500			\$6,000
		22146	HUNTERDON	0078 (334)	14	\$3,500	\$2,500	\$3,500	\$3,500
	2022Q4	22155	SOMERSET	NHPP-0206 (335)	11	\$8,000			\$4,500
	2023Q1	22451	HUNTERDON	NHP-0040 (315)	15	\$3,000	\$2,000	\$3,500	\$4,000
	2023Q2	23119	SOMERSET	NHP-0202 (336)	13	\$4,500	\$4,300	\$4,000	\$5,100

FIELD OFFICE TYPE F MAINTENANCE / MO									
155036M	2023Q2	23114	MIDDLESEX	0130 (332)	26	\$4,420	\$4,500	\$4,894	\$5,300

HISTORICAL BID PRICE LISTING
BY REGION

REGION: C

PAY ITEM	CALENDAR QUARTER	CONTRACT NUMBER	COUNTY LOCATION	PROJECT DESCRIPTION	BID QUANTITY	AWARD PRICE	SECOND BIDDER	THIRD BIDDER	ESTIMATE	
CONSTRUCTION LAYOUT / DOLL										
157004M	2022Q3	22144	OCEAN	NHP-0072 (311)	1	\$2,000	\$50		\$65,000	
		22146	HUNTERDON	0078 (334)	1	\$0	\$7,750	\$10,000	\$110,000	
		22147	OCEAN	NHP-0009 (331)	1	\$38,000			\$65,000	
		22150	MONMOUTH	NHP-0035 (334)	1	\$38,000			\$65,000	
		22471	MIDDLESEX	STATE	1	\$10,000	\$15,000	\$5,000	\$70,000	
		23701	MIDDLESEX	N/A	1	\$5,000			\$70,000	
		2022Q4	22155	SOMERSET	NHPP-0206 (335)	1	\$38,000			\$70,000
			22465	MONMOUTH	STATE	1	\$24,000	\$30,000		\$42,000
			23404	HUNTERDON	STATE	1	\$7,500	\$7,500	\$1,000	\$25,000
			23406	MONMOUTH	STATE	1	\$7,500	\$5,500	\$18,500	\$25,000
		2023Q1	23405	MIDDLESEX	STATE	1	\$7,500	\$7,500	\$5,500	\$25,000
			23442	MERCER	100% STATE	1	\$1.00	\$1.00		\$250.00
		2023Q2	23114	MIDDLESEX	0130 (332)	1	\$27,500	\$55,000	\$241,517	\$325,000
			23119	SOMERSET	NHP-0202 (336)	1	\$7,500	\$20,000	\$35,000	\$110,000

HISTORICAL BID PRICE LISTING
BY REGION

REGION: C

PAY ITEM	CALENDAR QUARTER	CONTRACT NUMBER	COUNTY LOCATION	PROJECT DESCRIPTION	BID QUANTITY	AWARD PRICE	SECOND BIDDER	THIRD BIDDER	ESTIMATE
CAUTION FENCE / LF									
158003M	2022Q4	22465	MONMOUTH	STATE	1,700	\$12.00	\$8.00		\$13.50
SILT FENCE / LF									
158006M	2022Q3	22144	OCEAN	NHP-0072 (311)	200	\$3.00	\$250.00		\$5.00
		22147	OCEAN	NHP-0009 (331)	500	\$37.55			\$4.00
	2022Q4	23404	HUNTERDON	STATE	500	\$0.01	\$0.01	\$0.02	\$1.00
		23406	MONMOUTH	STATE	500	\$0.01	\$0.01	\$0.01	\$1.00
		22155	SOMERSET	NHPP-0206 (335)	1,000	\$41.43			\$7.00
HEAVY DUTY SILT FENCE, ORANGE / LF									
158009M	2022Q3	22146	HUNTERDON	0078 (334)	1,000	\$0.02	\$30.00	\$1.00	\$1.00
		22150	MONMOUTH	NHP-0035 (334)	1,000	\$49.59			\$11.00
	2023Q2	23114	MIDDLESEX	0130 (332)	8,180	\$7.50	\$8.50	\$7.62	\$10.00
HEAVY DUTY SILT FENCE, BLACK / LF									
158012M	2022Q4	22465	MONMOUTH	STATE	2,260	\$18.00	\$9.50		\$11.00
	2023Q2	23114	MIDDLESEX	0130 (332)	7,501	\$7.50	\$8.50	\$7.66	\$7.00
HAYBALE / U									
158015M	2022Q3	22150	MONMOUTH	NHP-0035 (334)	25	\$180.00			\$40.00
	2022Q4	22465	MONMOUTH	STATE	340	\$36.72	\$44.00		\$38.00
INLET FILTER TYPE 2, 2' X 4' / U									
158030M	2022Q3	22147	OCEAN	NHP-0009 (331)	80	\$466.37			\$58.00

HISTORICAL BID PRICE LISTING
BY REGION

REGION: C

PAY ITEM	CALENDAR QUARTER	CONTRACT NUMBER	COUNTY LOCATION	PROJECT DESCRIPTION	BID QUANTITY	AWARD PRICE	SECOND BIDDER	THIRD BIDDER	ESTIMATE

INLET FILTER TYPE 2, 2' X 4' / U									
158030M	(cont)	22144	OCEAN	NHP-0072 (311)	97	\$165.00	\$285.00		\$130.00
		22146	HUNTERDON	0078 (334)	112	\$0.02	\$400.00	\$50.00	\$50.00
	2022Q4	23404	HUNTERDON	STATE	100	\$1.00	\$1.00	\$0.02	\$40.00
		23406	MONMOUTH	STATE	100	\$1.00	\$1.00	\$100.00	\$40.00
	2023Q1	23405	MIDDLESEX	STATE	264	\$1.00	\$1.00	\$1.00	\$40.00
	2023Q2	23119	SOMERSET	NHP-0202 (336)	260	\$1.00	\$50.00	\$100.00	\$15.00

INLET FILTER TYPE 2, 4' X 4' / U									
158033M	2022Q3	22146	HUNTERDON	0078 (334)	6	\$0.02	\$300.00	\$100.00	\$50.00
		22144	OCEAN	NHP-0072 (311)	8	\$275.00	\$10.00		\$150.00
		22147	OCEAN	NHP-0009 (331)	10	\$839.50			\$87.00
	2022Q4	23404	HUNTERDON	STATE	25	\$1.00	\$1.00	\$0.02	\$60.00
		23406	MONMOUTH	STATE	25	\$1.00	\$1.00	\$100.00	\$60.00
	2023Q1	23405	MIDDLESEX	STATE	37	\$1.00	\$1.00	\$1.00	\$60.00
	2023Q2	23119	SOMERSET	NHP-0202 (336)	14	\$1.00	\$100.00	\$100.00	\$21.00
		23114	MIDDLESEX	0130 (332)	224	\$60.00	\$250.00	\$134.00	\$175.00

SEDIMENT CONTROL BAG / SF									
158054M	2023Q2	23114	MIDDLESEX	0130 (332)	50	\$97.00	\$50.00	\$31.03	\$10.00

CONSTRUCTION DRIVEWAY / T									
158060M	2022Q4	22465	MONMOUTH	STATE	173	\$180.00	\$100.00		\$155.00
	2023Q2	23114	MIDDLESEX	0130 (332)	50	\$20.00	\$50.00	\$128.75	\$64.00

CONCRETE WASHOUT SYSTEM / LS									
158063P	2022Q3	22146	HUNTERDON	0078 (334)	1	\$0	\$3,500	\$500	\$3,000

HISTORICAL BID PRICE LISTING
BY REGION

REGION: C

PAY ITEM	CALENDAR QUARTER	CONTRACT NUMBER	COUNTY LOCATION	PROJECT DESCRIPTION	BID QUANTITY	AWARD PRICE	SECOND BIDDER	THIRD BIDDER	ESTIMATE
CONCRETE WASHOUT SYSTEM / LS									
158063P	2022Q4	23404	HUNTERDON	STATE	1	\$21,500	\$21,500	\$5,000	\$5,000
		23406	MONMOUTH	STATE	1	\$2,500	\$1,000	\$5,000	\$5,000
	2023Q1	23405	MIDDLESEX	STATE	1	\$2,500	\$2,500	\$1	\$5,000
	2023Q2	23114	MIDDLESEX	0130 (332)	1	\$5,500	\$5,250	\$34,648	\$6,000
OIL-WATER SEPARATOR / U									
158069M	2023Q2	23114	MIDDLESEX	0130 (332)	1	\$300	\$2,500	\$15,131	\$8,000
OIL ONLY EMERGENCY SPILL KIT, TYPE 1 / U									
158072M	2022Q3	22146	HUNTERDON	0078 (334)	1	\$1,500	\$500	\$250	\$1,000
		22471	MIDDLESEX	STATE	1	\$7,500	\$2,500	\$500	\$2,250
		23701	MIDDLESEX	N/A	1	\$500.00			\$2,250
		22147	OCEAN	NHP-0009 (331)	2	\$2,500			\$670.00
		22150	MONMOUTH	NHP-0035 (334)	2	\$2,500			\$850.00
	2022Q4	22155	SOMERSET	NHPP-0206 (335)	1	\$2,500			\$800.00
		22465	MONMOUTH	STATE	2	\$1,800	\$500		\$2,700
		23404	HUNTERDON	STATE	2	\$500.00	\$500.00	\$500.00	\$1,000
		23404	HUNTERDON	STATE	2	\$1.00	\$1.00	\$0.02	\$1,500
		23406	MONMOUTH	STATE	2	\$100.00	\$1.00	\$250.00	\$1,000
		23406	MONMOUTH	STATE	2	\$1.00	\$0.01	\$0.01	\$1,500
	2023Q1	23446	MONMOUTH	N/A	1	\$10.00	\$1.00		\$500.00
		23449	MONMOUTH	N/A	1	\$1,000	\$3,000		\$1,000
		23405	MIDDLESEX	STATE	2	\$100.00	\$100.00	\$1.00	\$1,000
	2023Q2	23114	MIDDLESEX	0130 (332)	2	\$150.00	\$750.00	\$672.28	\$1,000
		23119	SOMERSET	NHP-0202 (336)	2	\$100	\$300	\$1,000	\$256.00
	EROSION CONTROL SEDIMENT REMOVAL / CY								
158084M	2023Q2	23114	MIDDLESEX	0130 (332)	62	\$5.00	\$1.00	\$48.52	\$10.00

HISTORICAL BID PRICE LISTING
 BY REGION

REGION: C

PAY ITEM -----	CALENDAR QUARTER -----	CONTRACT NUMBER -----	COUNTY LOCATION -----	PROJECT DESCRIPTION -----	BID QUANTITY -----	AWARD PRICE -----	SECOND BIDDER -----	THIRD BIDDER -----	ESTIMATE -----
BASIN SAND LAYER / CY									
158095M	2023Q2	23114	MIDDLESEX	0130 (332)	23	\$98.20	\$285.00	\$123.82	\$100.00

HISTORICAL BID PRICE LISTING
BY REGION

REGION: C

PAY ITEM	CALENDAR QUARTER	CONTRACT NUMBER	COUNTY LOCATION	PROJECT DESCRIPTION	BID QUANTITY	AWARD PRICE	SECOND BIDDER	THIRD BIDDER	ESTIMATE	

BREAKAWAY BARRICADE / U										
159003M	2022Q3	22144	OCEAN	NHP-0072 (311)	48	\$0	\$1,000		\$20.00	
		22150	MONMOUTH	NHP-0035 (334)	150	\$1.00			\$90.00	
		22146	HUNTERDON	0078 (334)	160	\$0.02	\$150.00	\$1.00	\$5.00	
		22147	OCEAN	NHP-0009 (331)	250	\$1.00			\$80.00	
	2022Q4	23412	MONMOUTH	STBGP-FLEX-D00S (630)	25	\$0.01	\$0.01		\$20.00	
		23404	HUNTERDON	STATE	100	\$1.00	\$1.00	\$0.02	\$15.00	
		23406	MONMOUTH	STATE	100	\$1.00	\$0.01	\$0.01	\$15.00	
		22155	SOMERSET	NHPP-0206 (335)	130	\$1.00			\$55.00	
		23404	HUNTERDON	STATE	250	\$1.00	\$1.00	\$0.02	\$15.00	
		23406	MONMOUTH	STATE	250	\$1.00	\$0.01	\$1.00	\$15.00	
	2023Q1	23442	MERCER	100% STATE	25	\$150.00	\$0.01		\$1.50	
		23444	MERCER	100% STATE	100	\$0.01	\$25.00	\$0.01	\$5.00	
		22451	HUNTERDON	NHP-0040 (315)	104	\$1.00	\$1.00	\$1.00	\$50.00	
		23405	MIDDLESEX	STATE	250	\$1.00	\$1.00	\$0.01	\$15.00	
	2023Q2	23114	MIDDLESEX	0130 (332)	46	\$110.00	\$0.01	\$129.29	\$50.00	

	DRUM / U									
	159006M	2022Q3	22150	MONMOUTH	NHP-0035 (334)	100	\$1.00			\$50.00
			22144	OCEAN	NHP-0072 (311)	156	\$0.01	\$250.00		\$50.00
			22147	OCEAN	NHP-0009 (331)	250	\$1.00			\$50.00
22146			HUNTERDON	0078 (334)	300	\$0.02	\$60.00	\$1.00	\$50.00	
2022Q4		23412	MONMOUTH	STBGP-FLEX-D00S (630)	25	\$0.01	\$0.01		\$20.00	
		23404	HUNTERDON	STATE	50	\$1.00	\$1.00	\$500.00	\$10.00	
		23406	MONMOUTH	STATE	50	\$1.00	\$0.01	\$0.01	\$10.00	
		23404	HUNTERDON	STATE	100	\$1.00	\$1.00	\$0.02	\$10.00	
		23406	MONMOUTH	STATE	100	\$1.00	\$0.01	\$1.00	\$10.00	
		22155	SOMERSET	NHPP-0206 (335)	300	\$1.00			\$50.00	
2023Q1		23442	MERCER	100% STATE	25	\$150.00	\$0.01		\$1.50	
		22451	HUNTERDON	NHP-0040 (315)	100	\$1.00	\$1.00	\$1.00	\$25.00	
		23405	MIDDLESEX	STATE	100	\$1.00	\$1.00	\$0.01	\$10.00	
		23444	MERCER	100% STATE	100	\$0.01	\$25.00	\$0.01	\$5.00	

HISTORICAL BID PRICE LISTING
BY REGION

REGION: C

PAY ITEM	CALENDAR QUARTER	CONTRACT NUMBER	COUNTY LOCATION	PROJECT DESCRIPTION	BID QUANTITY	AWARD PRICE	SECOND BIDDER	THIRD BIDDER	ESTIMATE

DRUM / U									
159006M	2023Q2	23119	SOMERSET	NHP-0202 (336)	80	\$1.00	\$1.00	\$1.00	\$50.00
		23114	MIDDLESEX	0130 (332)	117	\$1.00	\$0.01	\$67.23	\$50.00

TRAFFIC CONE / U									
159009M	2022Q3	22144	OCEAN	NHP-0072 (311)	156	\$0.01	\$20.00		\$20.00
		22147	OCEAN	NHP-0009 (331)	250	\$25.00			\$10.00
		22146	HUNTERDON	0078 (334)	600	\$0.02	\$35.00	\$15.50	\$3.00
		22150	MONMOUTH	NHP-0035 (334)	1,000	\$25.00			\$11.00
	2022Q4	23404	HUNTERDON	STATE	250	\$1.00	\$1.00	\$500.00	\$10.00
		23406	MONMOUTH	STATE	250	\$1.00	\$0.01	\$0.01	\$10.00
		22155	SOMERSET	NHPP-0206 (335)	800	\$25.00			\$10.00
		23412	MONMOUTH	STBGP-FLEX-D00S (630)	1,500	\$1.00	\$15.00		\$20.00
		23404	HUNTERDON	STATE	2,000	\$1.00	\$1.00	\$0.02	\$10.00
		23406	MONMOUTH	STATE	2,000	\$1.00	\$0.01	\$1.00	\$10.00
	2023Q1	23442	MERCER	100% STATE	150	\$20.00	\$0.01		\$1.50
		23444	MERCER	100% STATE	250	\$0.01	\$1.00	\$0.01	\$5.00
		23405	MIDDLESEX	STATE	2,000	\$1.00	\$1.00	\$0.01	\$10.00
		22451	HUNTERDON	NHP-0040 (315)	3,000	\$1.00	\$1.00	\$1.00	\$20.00
	2023Q2	23114	MIDDLESEX	0130 (332)	29	\$62.50	\$0.01	\$17.53	\$10.00
		23119	SOMERSET	NHP-0202 (336)	500	\$17.50	\$1.00	\$1.00	\$2.50

CONSTRUCTION SIGNS / SF									
159012M	2022Q3	22147	OCEAN	NHP-0009 (331)	947	\$21.60			\$15.00
		22146	HUNTERDON	0078 (334)	1,501	\$0.02	\$15.00	\$16.85	\$15.00
		22150	MONMOUTH	NHP-0035 (334)	1,856	\$21.60			\$20.00
		22144	OCEAN	NHP-0072 (311)	1,998	\$17.00	\$20.00		\$5.00
	2022Q4	23412	MONMOUTH	STBGP-FLEX-D00S (630)	800	\$0.01	\$0.01		\$15.00
		22155	SOMERSET	NHPP-0206 (335)	1,995	\$21.60			\$20.00
		23404	HUNTERDON	STATE	2,000	\$1.00	\$1.00	\$0.02	\$10.00
		23406	MONMOUTH	STATE	2,000	\$1.00	\$0.01	\$0.01	\$10.00

HISTORICAL BID PRICE LISTING
BY REGION

REGION: C

PAY ITEM	CALENDAR QUARTER	CONTRACT NUMBER	COUNTY LOCATION	PROJECT DESCRIPTION	BID QUANTITY	AWARD PRICE	SECOND BIDDER	THIRD BIDDER	ESTIMATE

CONSTRUCTION SIGNS / SF									
159012M	(cont)	23404	HUNTERDON	STATE	6,000	\$1.00	\$1.00	\$0.02	\$10.00
		23406	MONMOUTH	STATE	6,000	\$1.00	\$0.01	\$1.00	\$10.00
	2023Q1	23444	MERCER	100% STATE	250	\$0.01	\$2.00	\$0.01	\$3.00
		22451	HUNTERDON	NHP-0040 (315)	1,000	\$1.00	\$1.00	\$1.00	\$10.00
		23442	MERCER	100% STATE	1,000	\$0.01	\$0.01	\$0.01	\$1.50
		23405	MIDDLESEX	STATE	5,000	\$0.01	\$0.01	\$0.01	\$10.00
	2023Q2	23119	SOMERSET	NHP-0202 (336)	985	\$16.85	\$30.00	\$20.00	\$15.00
		23114	MIDDLESEX	0130 (332)	2,550	\$16.50	\$15.75	\$29.21	\$20.00

CONSTRUCTION IDENTIFICATION SIGN, 4' X 8 / U									
159015M	2022Q3	22144	OCEAN	NHP-0072 (311)	2	\$1,000	\$10,000		\$1,002
		22150	MONMOUTH	NHP-0035 (334)	2	\$1,500			\$1,580
	2022Q4	22155	SOMERSET	NHPP-0206 (335)	2	\$1,500			\$1,200
	2023Q2	23114	MIDDLESEX	0130 (332)	2	\$870	\$1,050	\$1,839	\$1,100
		23119	SOMERSET	NHP-0202 (336)	2	\$1,075	\$750	\$1,500	\$1,100

CONSTRUCTION IDENTIFICATION SIGN, 6' X 1 / U									
159018M	2022Q3	22471	MIDDLESEX	STATE	1	\$5,000	\$4,500	\$1,500	\$2,500
		23701	MIDDLESEX	N/A	1	\$1,500			\$2,500
		22146	HUNTERDON	0078 (334)	2	\$1,500	\$1,350	\$1,418	\$1,500
		22147	OCEAN	NHP-0009 (331)	2	\$2,500			\$2,000
	2022Q4	22465	MONMOUTH	STATE	2	\$4,800	\$2,000		\$4,000

CONSTRUCTION BARRIER CURB / LF									
159021P	2023Q2	23114	MIDDLESEX	0130 (332)	240	\$41.00	\$115.00	\$124.09	\$70.00

ARROW BOARD, 4' X 8' / U									
159027M	2022Q3	22144	OCEAN	NHP-0072 (311)	2	\$500	\$1,000		\$153.00

HISTORICAL BID PRICE LISTING
BY REGION

REGION: C

PAY ITEM	CALENDAR QUARTER	CONTRACT NUMBER	COUNTY LOCATION	PROJECT DESCRIPTION	BID QUANTITY	AWARD PRICE	SECOND BIDDER	THIRD BIDDER	ESTIMATE
ARROW BOARD, 4' X 8' / U									
159027M	(cont)	22150	MONMOUTH	NHP-0035 (334)	2	\$2,000			\$1,690
		22147	OCEAN	NHP-0009 (331)	4	\$2,000			\$1,250
		22146	HUNTERDON	0078 (334)	6	\$0.02	\$1.00	\$100.00	\$100.00
	2022Q4	22155	SOMERSET	NHPP-0206 (335)	4	\$2,000			\$500.00
		23404	HUNTERDON	STATE	8	\$1.00	\$1.00	\$0.02	\$1,000
		23406	MONMOUTH	STATE	8	\$1.00	\$0.01	\$50.00	\$1,000
		23412	MONMOUTH	STBGP-FLEX-D00S (630)	8	\$1,000	\$0		\$2,500
	2023Q1	23442	MERCER	100% STATE	2	\$2,500	\$1,000		\$250.00
		23444	MERCER	100% STATE	2	\$1,500	\$2,000	\$2	\$10.00
		23405	MIDDLESEX	STATE	6	\$1.00	\$1.00	\$1.00	\$1,000
		22451	HUNTERDON	NHP-0040 (315)	8	\$100.00	\$1.00	\$1.00	\$1,000
	2023Q2	23119	SOMERSET	NHP-0202 (336)	2	\$100	\$100	\$2,500	\$44.00
		23114	MIDDLESEX	0130 (332)	5	\$700	\$2,500	\$5,100	\$1,500

PORTABLE VARIABLE MESSAGE SIGN W/REMOTE / U									
159029M	2023Q1	22451	HUNTERDON	NHP-0040 (315)	8	\$500.00	\$100.00	\$1.00	\$5,000

PORTABLE VARIABLE MESSAGE SIGN / U									
159030M	2022Q3	22150	MONMOUTH	NHP-0035 (334)	2	\$18,000			\$7,040
		22146	HUNTERDON	0078 (334)	4	\$5,000	\$1	\$2,500	\$4,000
		22147	OCEAN	NHP-0009 (331)	6	\$18,000			\$1,700
	2022Q4	22155	SOMERSET	NHPP-0206 (335)	6	\$18,000			\$5,000
		23412	MONMOUTH	STBGP-FLEX-D00S (630)	6	\$1,000	\$1,000		\$3,500
		23404	HUNTERDON	STATE	8	\$100.00	\$100.00	\$0.02	\$5,000
		23406	MONMOUTH	STATE	8	\$100.00	\$250.00	\$50.00	\$5,000
	2023Q1	23405	MIDDLESEX	STATE	6	\$3,500	\$3,500	\$1	\$5,000
	2023Q2	23114	MIDDLESEX	0130 (332)	6	\$1,000	\$3,500	\$20,400	\$8,000
		23119	SOMERSET	NHP-0202 (336)	8	\$100	\$1,000	\$4,000	\$1,500

HISTORICAL BID PRICE LISTING
BY REGION

REGION: C

PAY ITEM	CALENDAR QUARTER	CONTRACT NUMBER	COUNTY LOCATION	PROJECT DESCRIPTION	BID QUANTITY	AWARD PRICE	SECOND BIDDER	THIRD BIDDER	ESTIMATE

TRAFFIC CONTROL TRUCK WITH MOUNTED CRASH / U									
159108M	2022Q3	22144	OCEAN	NHP-0072 (311)	2	\$3,500	\$0		\$10,000
		22150	MONMOUTH	NHP-0035 (334)	2	\$7,500			\$10,000
		22146	HUNTERDON	0078 (334)	4	\$0.02	\$1.00	\$100.00	\$10,000
		22147	OCEAN	NHP-0009 (331)	4	\$7,500			\$10,000
	2022Q4	22155	SOMERSET	NHPP-0206 (335)	2	\$7,500			\$10,000
		23404	HUNTERDON	STATE	8	\$100.00	\$100.00	\$0.02	\$15,000
		23406	MONMOUTH	STATE	8	\$100	\$250	\$1,000	\$15,000
		23412	MONMOUTH	STBGP-FLEX-D00S (630)	8	\$20,000	\$20,000		\$20,000
	2023Q1	23442	MERCER	100% STATE	2	\$25,000	\$5,000		\$5,000
		23444	MERCER	100% STATE	2	\$20,000	\$58,500	\$2	\$25,000
		23405	MIDDLESEX	STATE	6	\$100.00	\$100.00	\$1.00	\$15,000
		22451	HUNTERDON	NHP-0040 (315)	8	\$500.00	\$100.00	\$1.00	\$15,000
	2023Q2	23119	SOMERSET	NHP-0202 (336)	2	\$12,500	\$40,000	\$40,000	\$10,000
		23114	MIDDLESEX	0130 (332)	5	\$15,000	\$2,500	\$45,910	\$10,000

TEMPORARY TRAFFIC STRIPES, 4" / LF									
159126M	2022Q4	22155	SOMERSET	NHPP-0206 (335)	294,300	\$0.32			\$0.50

TEMPORARY PAVEMENT MARKERS / U									
159135M	2023Q2	23114	MIDDLESEX	0130 (332)	10,150	\$0.01	\$1.00	\$7.79	\$1.00

HMA PATCH / T									
159138M	2022Q3	22144	OCEAN	NHP-0072 (311)	10	\$1.00	\$250.00		\$63.00
		22147	OCEAN	NHP-0009 (331)	25	\$1,000			\$220.00
		22150	MONMOUTH	NHP-0035 (334)	31	\$1,000			\$310.00
		22146	HUNTERDON	0078 (334)	50	\$0.02	\$20.00	\$200.00	\$150.00
	2022Q4	22155	SOMERSET	NHPP-0206 (335)	15	\$1,000			\$300.00
		23404	HUNTERDON	STATE	100	\$100.00	\$100.00	\$0.02	\$170.00

HISTORICAL BID PRICE LISTING
BY REGION

REGION: C

PAY ITEM	CALENDAR QUARTER	CONTRACT NUMBER	COUNTY LOCATION	PROJECT DESCRIPTION	BID QUANTITY	AWARD PRICE	SECOND BIDDER	THIRD BIDDER	ESTIMATE

HMA PATCH / T									
159138M	(cont)	23406	MONMOUTH	STATE	100	\$100.00	\$100.00	\$0.01	\$120.00
	2023Q1	23405	MIDDLESEX	STATE	100	\$75.00	\$75.00	\$1.00	\$170.00
		22451	HUNTERDON	NHP-0040 (315)	204	\$200	\$60	\$1,200	\$420.00
	2023Q2	23119	SOMERSET	NHP-0202 (336)	38	\$100.00	\$100.91	\$100.00	\$1,200

TRAFFIC DIRECTOR, FLAGGER / HOUR									
159141M	2022Q3	22146	HUNTERDON	0078 (334)	100	\$185.00	\$1.00	\$1.00	\$60.00
		22147	OCEAN	NHP-0009 (331)	500	\$150.00			\$50.00
	2022Q4	22155	SOMERSET	NHPP-0206 (335)	240	\$150.00			\$70.00
		23412	MONMOUTH	STBGP-FLEX-D00S (630)	600	\$1.00	\$0.01		\$100.00
		23404	HUNTERDON	STATE	1,000	\$1.00	\$1.00	\$0.02	\$80.00
		23406	MONMOUTH	STATE	1,000	\$1.00	\$0.01	\$1.00	\$80.00
		23406	MONMOUTH	STATE	1,400	\$1.00	\$1.00	\$97.00	\$77.00
		23404	HUNTERDON	STATE	1,888	\$1.00	\$1.00	\$150.00	\$90.00
	2023Q1	23446	MONMOUTH	N/A	150	\$15.00	\$1.00		\$75.00
		22451	HUNTERDON	NHP-0040 (315)	1,000	\$79.00	\$45.00	\$107.00	\$60.00
		23405	MIDDLESEX	STATE	1,613	\$1.00	\$1.00	\$1.00	\$75.00
	2023Q2	23114	MIDDLESEX	0130 (332)	100	\$1.00	\$100.00	\$136.68	\$100.00

EMERGENCY TOWING SERVICE / U									
159144M	2022Q3	22146	HUNTERDON	0078 (334)	5	\$0.02	\$350.00	\$1.00	\$500.00
	2022Q4	23404	HUNTERDON	STATE	1	\$1.00	\$1.00	\$0.02	\$5,000
		23406	MONMOUTH	STATE	1	\$1.00	\$1.00	\$0.01	\$5,000
	2023Q1	23405	MIDDLESEX	STATE	1	\$1.00	\$1.00	\$1.00	\$5,000
	2023Q2	23119	SOMERSET	NHP-0202 (336)	2	\$1.00	\$100.00	\$1.00	\$94.00

HISTORICAL BID PRICE LISTING
 BY REGION

REGION: C

PAY ITEM	CALENDAR QUARTER	CONTRACT NUMBER	COUNTY LOCATION	PROJECT DESCRIPTION	BID QUANTITY	AWARD PRICE	SECOND BIDDER	THIRD BIDDER	ESTIMATE

TEMP CRASH CUSH, COMP, TYPE 3, NARROW / U									
159212M	2023Q2	23114	MIDDLESEX	0130 (332)	1	\$5,200	\$17,500	\$5,068	\$15,000

CONSTRUCTION ID SIGN, IIJA 6' X 4' / U									
159260M	2023Q2	23119	SOMERSET	NHP-0202 (336)	1	\$1,125	\$750	\$1,500	\$1,500

CONSTRUCTION ID SIGN, IIJA 8' X 5' / U									
159262M	2023Q2	23114	MIDDLESEX	0130 (332)	1	\$870	\$2,100	\$2,047	\$1,500

HISTORICAL BID PRICE LISTING
BY REGION

REGION: C

PAY ITEM	CALENDAR QUARTER	CONTRACT NUMBER	COUNTY LOCATION	PROJECT DESCRIPTION	BID QUANTITY	AWARD PRICE	SECOND BIDDER	THIRD BIDDER	ESTIMATE

TRAFFIC STRIPES, LATEX, 4" / LF									
159300M	2022Q3	22146	HUNTERDON	0078 (334)	23,720	\$0.02	\$0.20	\$0.22	\$0.25
		22144	OCEAN	NHP-0072 (311)	129,674	\$0.20	\$0.25		\$0.25
		22150	MONMOUTH	NHP-0035 (334)	160,459	\$0.54			\$1.00
		22147	OCEAN	NHP-0009 (331)	750,000	\$0.20			\$0.50
	2022Q4	23406	MONMOUTH	STATE	147,665	\$0.22	\$0.21	\$0.25	\$0.28
		23404	HUNTERDON	STATE	150,000	\$0.23	\$0.23	\$2.00	\$0.28
		23406	MONMOUTH	STATE	150,000	\$0.23	\$0.21	\$0.25	\$0.28
		23404	HUNTERDON	STATE	202,426	\$0.23	\$0.23	\$2.00	\$0.25
	2023Q1	22451	HUNTERDON	NHP-0040 (315)	1,000	\$1.00	\$1.00	\$2.00	\$5.00
		23405	MIDDLESEX	STATE	206,728	\$0.23	\$0.23	\$0.22	\$0.25
	2023Q2	23114	MIDDLESEX	0130 (332)	87,200	\$0.93	\$0.85	\$0.23	\$1.00
		23119	SOMERSET	NHP-0202 (336)	489,000	\$0.24	\$0.25	\$0.26	\$0.50

TRAFFIC STRIPES, LATEX, 6" / LF									
159301M	2022Q3	22146	HUNTERDON	0078 (334)	216,138	\$0.02	\$0.30	\$0.26	\$0.50
	2022Q4	23404	HUNTERDON	STATE	37,500	\$0.23	\$0.23	\$0.02	\$0.43
		23406	MONMOUTH	STATE	37,500	\$0.23	\$0.21	\$0.25	\$0.43

TRAFFIC STRIPES, LATEX, 8" / LF									
159302M	2022Q3	22147	OCEAN	NHP-0009 (331)	8,000	\$0.14			\$1.00
		22150	MONMOUTH	NHP-0035 (334)	9,915	\$0.49			\$0.50
	2022Q4	23406	MONMOUTH	STATE	3,626	\$0.22	\$0.21	\$0.25	\$0.50
		23404	HUNTERDON	STATE	6,955	\$0.23	\$0.23	\$0.02	\$0.28
		23404	HUNTERDON	STATE	10,000	\$0.23	\$0.23	\$0.02	\$0.55
		23406	MONMOUTH	STATE	10,000	\$0.23	\$0.21	\$0.25	\$0.55
	2023Q1	23405	MIDDLESEX	STATE	12,044	\$0.23	\$0.23	\$0.22	\$0.28

TRAFFIC MARKINGS LINES, LATEX, 4" / LF									
159310M	2022Q4	23404	HUNTERDON	STATE	500	\$0.23	\$0.23	\$0.02	\$0.55

HISTORICAL BID PRICE LISTING
BY REGION

REGION: C

PAY ITEM	CALENDAR QUARTER	CONTRACT NUMBER	COUNTY LOCATION	PROJECT DESCRIPTION	BID QUANTITY	AWARD PRICE	SECOND BIDDER	THIRD BIDDER	ESTIMATE

TRAFFIC MARKINGS LINES, LATEX, 4" / LF									
159310M	(cont)	23406	MONMOUTH	STATE	500	\$0.23	\$0.21	\$1.10	\$0.55

TRAFFIC MARKINGS LINES, LATEX, 8" / LF									
159312M	2022Q3	22150	MONMOUTH	NHP-0035 (334)	3,645	\$0.49			\$0.50
		22146	HUNTERDON	0078 (334)	6,226	\$0.02	\$0.50	\$0.01	\$1.00
		22144	OCEAN	NHP-0072 (311)	8,818	\$0.20	\$20.00		\$0.50
		22147	OCEAN	NHP-0009 (331)	14,100	\$0.14			\$1.00
	2022Q4	23404	HUNTERDON	STATE	500	\$0.23	\$0.23	\$0.02	\$0.83
		23406	MONMOUTH	STATE	500	\$0.23	\$0.21	\$1.10	\$0.83
		23406	MONMOUTH	STATE	1,086	\$0.22	\$0.21	\$0.25	\$0.50
		23404	HUNTERDON	STATE	1,743	\$0.23	\$0.23	\$0.02	\$0.50
		22155	SOMERSET	NHPP-0206 (335)	6,600	\$0.13			\$0.40
	2023Q1	23405	MIDDLESEX	STATE	5,686	\$0.23	\$0.23	\$0.22	\$0.50
	2023Q2	23119	SOMERSET	NHP-0202 (336)	50,000	\$0.21	\$0.26	\$0.27	\$1.00

TRAFFIC MARKINGS LINES, LATEX, 12" / LF									
159313M	2022Q3	22144	OCEAN	NHP-0072 (311)	148	\$1.02	\$0.25		\$0.75
	2022Q4	22155	SOMERSET	NHPP-0206 (335)	1,500	\$0.15			\$0.60

TRAFFIC MARKINGS LINES, LATEX, 24" / LF									
159314M	2022Q3	22146	HUNTERDON	0078 (334)	1,325	\$0.02	\$1.00	\$0.26	\$1.00
		22144	OCEAN	NHP-0072 (311)	3,270	\$1.55	\$1.65		\$1.50
		22150	MONMOUTH	NHP-0035 (334)	10,881	\$0.54			\$1.00
		22147	OCEAN	NHP-0009 (331)	19,200	\$0.24			\$1.50
	2022Q4	22155	SOMERSET	NHPP-0206 (335)	1,800	\$2.40			\$1.20
		23404	HUNTERDON	STATE	2,500	\$0.23	\$0.23	\$0.02	\$3.30
		23406	MONMOUTH	STATE	2,500	\$1.05	\$1.00	\$1.65	\$3.30

HISTORICAL BID PRICE LISTING
BY REGION

REGION: C

PAY ITEM	CALENDAR QUARTER	CONTRACT NUMBER	COUNTY LOCATION	PROJECT DESCRIPTION	BID QUANTITY	AWARD PRICE	SECOND BIDDER	THIRD BIDDER	ESTIMATE

TRAFFIC MARKINGS LINES, LATEX, 24" / LF									
159314M	(cont)	23406	MONMOUTH	STATE	3,414	\$1.05	\$1.00	\$1.10	\$1.70
		23404	HUNTERDON	STATE	5,443	\$0.23	\$0.23	\$0.02	\$1.25
	2023Q1	23405	MIDDLESEX	STATE	6,799	\$1.05	\$1.05	\$1.00	\$1.25
	2023Q2	23119	SOMERSET	NHP-0202 (336)	15,000	\$0.52	\$0.27	\$0.28	\$1.20

TRAFFIC MARKINGS SYMBOLS, LATEX / SF									
159320M	2022Q3	22150	MONMOUTH	NHP-0035 (334)	735	\$2.40			\$1.50
		22146	HUNTERDON	0078 (334)	850	\$0.02	\$1.00	\$0.78	\$2.00
		22144	OCEAN	NHP-0072 (311)	2,696	\$2.10	\$2.75		\$2.00
		22147	OCEAN	NHP-0009 (331)	21,000	\$0.30			\$1.50
	2022Q4	23406	MONMOUTH	STATE	887	\$1.57	\$1.50	\$2.75	\$1.70
		23404	HUNTERDON	STATE	1,250	\$0.52	\$0.52	\$0.02	\$5.50
		23406	MONMOUTH	STATE	1,250	\$1.57	\$1.50	\$2.75	\$5.50
		23404	HUNTERDON	STATE	1,722	\$0.52	\$0.52	\$0.02	\$2.28
		22155	SOMERSET	NHPP-0206 (335)	2,208	\$1.20			\$0.40
	2023Q1	23405	MIDDLESEX	STATE	4,292	\$2.62	\$2.62	\$2.50	\$2.28
	2023Q2	23119	SOMERSET	NHP-0202 (336)	3,900	\$1.05	\$1.00	\$1.00	\$2.00

HISTORICAL BID PRICE LISTING
BY REGION

REGION: C

PAY ITEM	CALENDAR QUARTER	CONTRACT NUMBER	COUNTY LOCATION	PROJECT DESCRIPTION	BID QUANTITY	AWARD PRICE	SECOND BIDDER	THIRD BIDDER	ESTIMATE

FUEL PRICE ADJUSTMENT / DOLL									
160004M	2022Q3	22144	OCEAN	NHP-0072 (311)	1	\$2,700	\$2,700		\$2,700
		22146	HUNTERDON	0078 (334)	1	\$13,900	\$13,900	\$13,900	\$13,900
		22147	OCEAN	NHP-0009 (331)	1	\$300.00			\$300.00
		22150	MONMOUTH	NHP-0035 (334)	1	\$100.00			\$100.00
	2022Q4	22155	SOMERSET	NHPP-0206 (335)	1	\$600.00			\$600.00
		23406	MONMOUTH	STATE	69,100	\$1.00	\$1.00	\$1.00	\$1.00
		23404	HUNTERDON	STATE	98,100	\$1.00	\$1.00	\$1.00	\$1.00
	2023Q1	23446	MONMOUTH	N/A	1,000	\$1.00	\$1.00		\$1.00
		23405	MIDDLESEX	STATE	94,900	\$1.00	\$1.00	\$1.00	\$1.00
	2023Q2	23114	MIDDLESEX	0130 (332)	1	\$107,000	\$107,000	\$107,000	\$107,000
		23119	SOMERSET	NHP-0202 (336)	1	\$4,800	\$4,800	\$4,800	\$4,800

ASPHALT PRICE ADJUSTMENT / DOLL									
160007M	2022Q3	22144	OCEAN	NHP-0072 (311)	1	\$7,300	\$7,300		\$7,300
		22146	HUNTERDON	0078 (334)	1	\$52,100	\$52,100	\$52,100	\$52,100
		22147	OCEAN	NHP-0009 (331)	1	\$200.00			\$200.00
		22150	MONMOUTH	NHP-0035 (334)	1	\$100.00			\$100.00
	2022Q4	22155	SOMERSET	NHPP-0206 (335)	1	\$200.00			\$200.00
		23406	MONMOUTH	STATE	112,000	\$1.00	\$1.00	\$1.00	\$1.00
		23404	HUNTERDON	STATE	158,400	\$1.00	\$1.00	\$1.00	\$1.00
	2023Q1	23405	MIDDLESEX	STATE	280,900	\$1.00	\$1.00	\$1.00	\$1.00
	2023Q2	23114	MIDDLESEX	0130 (332)	1	\$46,300	\$46,300	\$46,300	\$46,300
		23119	SOMERSET	NHP-0202 (336)	1	\$18,600	\$18,600	\$18,600	\$18,600

STEEL PRICE ADJUSTMENT / DOLL									
160009M	2023Q2	23114	MIDDLESEX	0130 (332)	1	\$10,312	\$10,312	\$10,312	\$10,312

HISTORICAL BID PRICE LISTING
BY REGION

REGION: C

PAY ITEM	CALENDAR QUARTER	CONTRACT NUMBER	COUNTY LOCATION	PROJECT DESCRIPTION	BID QUANTITY	AWARD PRICE	SECOND BIDDER	THIRD BIDDER	ESTIMATE
FINAL CLEANUP / LS									
161003P	2022Q3	22144	OCEAN	NHP-0072 (311)	1	\$5,000	\$15,000		\$8,500
		22146	HUNTERDON	0078 (334)	1	\$100	\$15,586	\$2,500	\$15,000
		22147	OCEAN	NHP-0009 (331)	1	\$38,000			\$8,500
		22150	MONMOUTH	NHP-0035 (334)	1	\$38,000			\$8,500
		22471	MIDDLESEX	STATE	1	\$25,000	\$350,000	\$10,000	\$8,500
		23701	MIDDLESEX	N/A	1	\$5,000			\$8,500
	2022Q4	22155	SOMERSET	NHPP-0206 (335)	1	\$38,000			\$8,500
		22465	MONMOUTH	STATE	1	\$54,000	\$158,873		\$100,000
		23404	HUNTERDON	STATE	1	\$5,000	\$5,000	\$100	\$5,000
	2023Q2	23114	MIDDLESEX	0130 (332)	1	\$5,000	\$20,000	\$23,601	\$25,000
		23119	SOMERSET	NHP-0202 (336)	1	\$5,000	\$2,500	\$10,000	\$15,000

HISTORICAL BID PRICE LISTING
BY REGION

REGION: C

PAY ITEM	CALENDAR QUARTER	CONTRACT NUMBER	COUNTY LOCATION	PROJECT DESCRIPTION	BID QUANTITY	AWARD PRICE	SECOND BIDDER	THIRD BIDDER	ESTIMATE	
CLEARING SITE / LS										
201003P	2022Q3	22144	OCEAN	NHP-0072 (311)	1	\$40,000	\$25,000		\$40,000	
		22146	HUNTERDON	0078 (334)	1	\$60,000	\$9,000	\$2,500	\$60,000	
		22147	OCEAN	NHP-0009 (331)	1	\$40,000			\$40,000	
		22150	MONMOUTH	NHP-0035 (334)	1	\$40,000			\$40,000	
		22471	MIDDLESEX	STATE	1	\$125,000	\$15,000	\$1,000	\$40,000	
		23701	MIDDLESEX	N/A	1	\$1,000			\$40,000	
		2022Q4	22155	SOMERSET	NHPP-0206 (335)	1	\$40,000			\$40,000
			23404	HUNTERDON	STATE	1	\$5,000	\$5,000	\$5,000	\$20,000
			23406	MONMOUTH	STATE	1	\$8,400	\$5,000	\$5,000	\$20,000
		2023Q1	22451	HUNTERDON	NHP-0040 (315)	1	\$40,000	\$5,000	\$20,000	\$125,000
			23405	MIDDLESEX	STATE	1	\$5,000	\$5,000	\$5,000	\$20,000
		2023Q2	23114	MIDDLESEX	0130 (332)	1	\$122,360	\$275,000	\$275,000	\$275,000
			23119	SOMERSET	NHP-0202 (336)	1	\$78,000	\$60,000	\$10,000	\$60,000

	CLEARING SITE, STRUCTURE () / LS									
201009P	2023Q2	23114	MIDDLESEX	0130 (332)	1	\$9,820	\$15,000	\$1,000	\$1,000	

HISTORICAL BID PRICE LISTING
BY REGION

REGION: C

PAY ITEM	CALENDAR QUARTER	CONTRACT NUMBER	COUNTY LOCATION	PROJECT DESCRIPTION	BID QUANTITY	AWARD PRICE	SECOND BIDDER	THIRD BIDDER	ESTIMATE

EXCAVATION, TEST PIT / CY									
202006M	2023Q1	23442	MERCER	100% STATE	50	\$50.00	\$75.00		\$100.00
		23446	MONMOUTH	N/A	50	\$10.00	\$1.00		\$10.00

EXCAVATION, UNCLASSIFIED / CY									
202009P	2022Q4	23406	MONMOUTH	STATE	100	\$35.00	\$20.00	\$25.00	\$56.00
		23404	HUNTERDON	STATE	824	\$70.00	\$70.00	\$35.00	\$60.00
		23404	HUNTERDON	STATE	1,000	\$1.00	\$1.00	\$0.02	\$27.00
		23406	MONMOUTH	STATE	1,000	\$1.00	\$0.01	\$1.00	\$27.00
	2023Q2	23114	MIDDLESEX	0130 (332)	6	\$30.00	\$650.00	\$41.37	\$50.00
		23114	MIDDLESEX	0130 (332)	2,643	\$5.00	\$85.00	\$115.04	\$50.00

REMOVAL OF PAVEMENT / SY									
202021P	2023Q2	23114	MIDDLESEX	0130 (332)	8,033	\$50.25	\$40.00	\$21.64	\$30.00

DREDGE, TRANS AND PLACE TO CDF / CY									
202041M	2022Q4	22465	MONMOUTH	STATE	16,623	\$26.40	\$13.50		\$27.00

DREDGE, TRANS AND PLACE TO BEACHFILL / CY									
202042M	2022Q4	22465	MONMOUTH	STATE	10,647	\$30.00	\$24.70		\$27.00

HISTORICAL BID PRICE LISTING
 BY REGION

REGION: C

PAY ITEM	CALENDAR QUARTER	CONTRACT NUMBER	COUNTY LOCATION	PROJECT DESCRIPTION	BID QUANTITY	AWARD PRICE	SECOND BIDDER	THIRD BIDDER	ESTIMATE
I-8 SOIL AGGREGATE / CY									
203007P	2023Q2	23114	MIDDLESEX	0130 (332)	488	\$93.00	\$80.00	\$90.62	\$127.00

GEOTEXTILE / SY									
203040M	2022Q4	23404	HUNTERDON	STATE	500	\$1.00	\$1.00	\$0.02	\$2.20
		23406	MONMOUTH	STATE	500	\$1.00	\$0.01	\$1.00	\$2.20

HISTORICAL BID PRICE LISTING
 BY REGION

REGION: C

PAY ITEM ----- SUBBASE / CY	CALENDAR QUARTER -----	CONTRACT NUMBER -----	COUNTY LOCATION -----	PROJECT DESCRIPTION -----	BID QUANTITY -----	AWARD PRICE -----	SECOND BIDDER -----	THIRD BIDDER -----	ESTIMATE -----
301006P	2023Q2	23114	MIDDLESEX	0130 (332)	2	\$30.00	\$33.50	\$217.20	\$55.00

HISTORICAL BID PRICE LISTING
BY REGION

REGION: C

PAY ITEM	CALENDAR QUARTER	CONTRACT NUMBER	COUNTY LOCATION	PROJECT DESCRIPTION	BID QUANTITY	AWARD PRICE	SECOND BIDDER	THIRD BIDDER	ESTIMATE
SOIL AGGREGATE BASE COURSE, 10" THICK / SY									
302024P	2023Q2	23114	MIDDLESEX	0130 (332)	4,312	\$3.00	\$25.00	\$45.35	\$14.00
DENSE-GRADED AGGREGATE BASE COURSE, 6" T / SY									
302036P	2022Q3	22146	HUNTERDON	0078 (334)	5	\$0.02	\$50.00	\$20.00	\$75.00
	2022Q4	23404	HUNTERDON	STATE	74	\$15.00	\$15.00	\$10.00	\$30.00
DENSE-GRADED AGGREGATE BASE COURSE, 10" / SY									
302045P	2022Q3	22144	OCEAN	NHP-0072 (311)	2	\$7.50	\$100.00		\$30.00
		22147	OCEAN	NHP-0009 (331)	5	\$1,500			\$27.00
DENSE-GRADED AGGREGATE BASE COURSE, 12" / SY									
302048P	2022Q4	23404	HUNTERDON	STATE	1,177	\$22.70	\$22.70	\$35.00	\$33.00
	2023Q2	23119	SOMERSET	NHP-0202 (336)	34	\$10.00	\$162.94	\$17.00	\$26.00
DENSE-GRADED AGGREGATE BASE COURSE, VARI / CY									
302051P	2022Q3	22150	MONMOUTH	NHP-0035 (334)	6	\$1,200			\$170.00
	2022Q4	23404	HUNTERDON	STATE	100	\$45.00	\$45.00	\$10.00	\$50.00
		23406	MONMOUTH	STATE	178	\$45.00	\$23.00	\$25.00	\$51.00
		23404	HUNTERDON	STATE	350	\$10.00	\$10.00	\$0.02	\$44.00
		23406	MONMOUTH	STATE	350	\$10.00	\$0.01	\$5.00	\$44.00
	2023Q2	23119	SOMERSET	NHP-0202 (336)	1	\$40.00	\$106.56	\$100.00	\$16.00
COARSE AGGREGATE, SIZE NO. 57 / CY									
302060P	2022Q4	23404	HUNTERDON	STATE	125	\$10.00	\$10.00	\$0.02	\$81.00

HISTORICAL BID PRICE LISTING
 BY REGION

REGION: C

PAY ITEM	CALENDAR QUARTER	CONTRACT NUMBER	COUNTY LOCATION	PROJECT DESCRIPTION	BID QUANTITY	AWARD PRICE	SECOND BIDDER	THIRD BIDDER	ESTIMATE
-----	-----	-----	-----	-----	-----	-----	-----	-----	-----
COARSE AGGREGATE,	SIZE NO. 57 /	CY							
302060P	(cont)	23406	MONMOUTH	STATE	125	\$10.00	\$0.01	\$5.00	\$81.00

HISTORICAL BID PRICE LISTING
BY REGION

REGION: C

PAY ITEM	CALENDAR QUARTER	CONTRACT NUMBER	COUNTY LOCATION	PROJECT DESCRIPTION	BID QUANTITY	AWARD PRICE	SECOND BIDDER	THIRD BIDDER	ESTIMATE

HMA MILLING, 3" OR LESS / SY									
401009P	2022Q3	22146	HUNTERDON	0078 (334)	26,191	\$3.00	\$4.05	\$3.25	\$8.00
	2022Q4	22155	SOMERSET	NHPP-0206 (335)	9,489	\$14.40			\$7.00
		23406	MONMOUTH	STATE	175,978	\$2.77	\$2.50	\$3.00	\$3.96
		23404	HUNTERDON	STATE	185,000	\$0.50	\$0.50	\$0.02	\$3.90
		23406	MONMOUTH	STATE	185,000	\$0.50	\$0.50	\$1.00	\$3.90
		23404	HUNTERDON	STATE	213,406	\$2.93	\$2.93	\$1.00	\$4.10
	2023Q1	23405	MIDDLESEX	STATE	325,186	\$3.85	\$3.85	\$3.45	\$3.20
	2023Q2	23119	SOMERSET	NHP-0202 (336)	10,561	\$4.80	\$8.70	\$15.00	\$9.00
		23114	MIDDLESEX	0130 (332)	113,056	\$5.48	\$6.00	\$7.01	\$6.00

HMA MILLING, MORE THAN 3" TO 6" / SY									
401012P	2022Q4	23404	HUNTERDON	STATE	18,500	\$0.01	\$0.01	\$0.02	\$3.00
		23406	MONMOUTH	STATE	18,500	\$0.01	\$1.00	\$0.01	\$3.00

CONCRETE MILLING / SY									
401015P	2022Q4	23404	HUNTERDON	STATE	1,000	\$0.01	\$0.01	\$0.02	\$6.00
		23406	MONMOUTH	STATE	1,000	\$0.01	\$5.00	\$0.01	\$5.56
		23404	HUNTERDON	STATE	2,000	\$0.01	\$0.01	\$1.00	\$8.80
		23406	MONMOUTH	STATE	2,000	\$0.01	\$0.01	\$0.01	\$8.80

MICRO-MILLING / SY									
401017P	2022Q3	22147	OCEAN	NHP-0009 (331)	3,779	\$25.00			\$6.00
		22144	OCEAN	NHP-0072 (311)	23,623	\$4.10	\$6.85		\$10.00
		22146	HUNTERDON	0078 (334)	51,542	\$3.00	\$3.36	\$4.50	\$4.00
	2022Q4	22155	SOMERSET	NHPP-0206 (335)	2,313	\$29.00			\$8.00
	2023Q2	23119	SOMERSET	NHP-0202 (336)	81,943	\$4.15	\$6.92	\$5.00	\$6.00

HOT MIX ASPHALT PAVEMENT REPAIR / SY									
401021M	2022Q3	22144	OCEAN	NHP-0072 (311)	25	\$150.00	\$125.00		\$99.00

HISTORICAL BID PRICE LISTING
BY REGION

REGION: C

PAY ITEM	CALENDAR QUARTER	CONTRACT NUMBER	COUNTY LOCATION	PROJECT DESCRIPTION	BID QUANTITY	AWARD PRICE	SECOND BIDDER	THIRD BIDDER	ESTIMATE
		22146	HUNTERDON	0078 (334)	48	\$100.00	\$189.77	\$125.00	\$100.00
HOT MIX ASPHALT PAVEMENT REPAIR / SY									
401021M	(cont)	22147	OCEAN	NHP-0009 (331)	100	\$500.00			\$120.00
		22150	MONMOUTH	NHP-0035 (334)	322	\$250.00			\$123.00
	2022Q4	22155	SOMERSET	NHPP-0206 (335)	150	\$350.00			\$140.00
		23406	MONMOUTH	STATE	196	\$145.00	\$175.00	\$35.00	\$88.00
		23404	HUNTERDON	STATE	532	\$95.00	\$95.00	\$75.00	\$70.00
		23404	HUNTERDON	STATE	1,500	\$10.00	\$10.00	\$10.00	\$55.00
		23406	MONMOUTH	STATE	1,500	\$10.00	\$0.01	\$25.00	\$55.00
	2023Q1	23405	MIDDLESEX	STATE	142	\$75.00	\$75.00	\$175.00	\$70.00
	2023Q2	23119	SOMERSET	NHP-0202 (336)	224	\$125.00	\$268.51	\$125.00	\$80.00
		23114	MIDDLESEX	0130 (332)	1,000	\$5.00	\$50.00	\$95.30	\$74.00

SEALING OF CRACKS IN HOT MIX ASPHALT SUR / LF									
401024M	2022Q3	22146	HUNTERDON	0078 (334)	1,000	\$2.00	\$1.00	\$2.00	\$3.00
		22150	MONMOUTH	NHP-0035 (334)	5,000	\$4.00			\$6.00
		22144	OCEAN	NHP-0072 (311)	6,000	\$1.00	\$3.00		\$2.00
		22147	OCEAN	NHP-0009 (331)	8,000	\$4.00			\$2.00
	2022Q4	23404	HUNTERDON	STATE	2,250	\$0.01	\$0.01	\$0.02	\$1.10
		23406	MONMOUTH	STATE	2,250	\$0.01	\$0.01	\$0.01	\$1.10
	2023Q2	23119	SOMERSET	NHP-0202 (336)	800	\$1.00	\$5.89	\$3.00	\$1.00

POLYMERIZED JOINT ADHESIVE / LF									
401027M	2022Q3	22144	OCEAN	NHP-0072 (311)	500	\$0.05	\$10.00		\$0.10
		22146	HUNTERDON	0078 (334)	141,000	\$0.02	\$0.20	\$0.35	\$0.50
	2022Q4	22155	SOMERSET	NHPP-0206 (335)	4,955	\$2.00			\$1.30
		23406	MONMOUTH	STATE	155,768	\$0.34	\$0.16	\$0.25	\$0.41
		23404	HUNTERDON	STATE	173,313	\$0.34	\$0.34	\$0.02	\$0.36
		23404	HUNTERDON	STATE	200,000	\$0.01	\$0.01	\$0.02	\$0.42

HISTORICAL BID PRICE LISTING
BY REGION

REGION: C

PAY ITEM	CALENDAR QUARTER	CONTRACT NUMBER	COUNTY LOCATION	PROJECT DESCRIPTION	BID QUANTITY	AWARD PRICE	SECOND BIDDER	THIRD BIDDER	ESTIMATE
POLYMERIZED JOINT ADHESIVE / LF									
401027M	(cont)	23406	MONMOUTH	STATE	200,000	\$0.01	\$0.01	\$0.01	\$0.42
	2023Q1	23405	MIDDLESEX	STATE	226,965	\$0.34	\$0.34	\$0.23	\$0.36
	2023Q2	23114	MIDDLESEX	0130 (332)	160,000	\$0.06	\$0.35	\$0.56	\$1.00

TACK COAT / GAL									
401030M	2022Q3	22147	OCEAN	NHP-0009 (331)	200	\$4.50			\$1.00
		22144	OCEAN	NHP-0072 (311)	2,046	\$4.40	\$5.00		\$2.00
		22150	MONMOUTH	NHP-0035 (334)	27,060	\$3.50			\$4.00
		22146	HUNTERDON	0078 (334)	30,944	\$0.02	\$3.08	\$3.50	\$2.50
	2022Q4	23406	MONMOUTH	STATE	29,021	\$0.01	\$0.01	\$0.01	\$1.00
		23404	HUNTERDON	STATE	35,000	\$0.01	\$0.01	\$0.02	\$1.10
		23406	MONMOUTH	STATE	35,000	\$0.01	\$0.01	\$0.01	\$1.10
		23404	HUNTERDON	STATE	39,152	\$0.01	\$0.01	\$0.02	\$1.00
		22155	SOMERSET	NHPP-0206 (335)	57,300	\$3.50			\$3.00
	2023Q1	23405	MIDDLESEX	STATE	53,656	\$0.01	\$0.01	\$0.01	\$1.00
	2023Q2	23119	SOMERSET	NHP-0202 (336)	87	\$5.00	\$7.00	\$15.00	\$2.50
		23114	MIDDLESEX	0130 (332)	9,000	\$6.15	\$6.50	\$4.68	\$1.00

PRIME COAT / GAL									
401036M	2023Q2	23114	MIDDLESEX	0130 (332)	900	\$0.01	\$7.00	\$0.01	\$1.00

HOT MIX ASPHALT 9.5 M 64 SURFACE COURSE / T									
401042M	2022Q4	23404	HUNTERDON	STATE	2,500	\$107.75	\$107.75	\$115.00	\$115.00
		23406	MONMOUTH	STATE	2,500	\$121.75	\$148.50	\$124.00	\$115.00
	2023Q2	23114	MIDDLESEX	0130 (332)	1,374	\$114.00	\$130.00	\$117.51	\$117.00

HOT MIX ASPHALT 9.5 ME SURFACE COURSE / T									
401049M	2022Q4	23404	HUNTERDON	STATE	2,500	\$117.70	\$117.70	\$130.00	\$120.00

HISTORICAL BID PRICE LISTING
BY REGION

REGION: C

PAY ITEM	CALENDAR QUARTER	CONTRACT NUMBER	COUNTY LOCATION	PROJECT DESCRIPTION	BID QUANTITY	AWARD PRICE	SECOND BIDDER	THIRD BIDDER	ESTIMATE

HOT MIX ASPHALT 12.5 M 64 SURFACE COURSE / T		23406	MONMOUTH	STATE	2,500	\$131.75	\$153.50	\$133.00	\$120.00
401054M	2022Q3	22146	HUNTERDON	0078 (334)	3,019	\$135.00	\$112.52	\$109.25	\$200.00
	2022Q4	22155	SOMERSET	NHPP-0206 (335)	1,094	\$255.10			\$155.00
		23404	HUNTERDON	STATE	5,000	\$106.75	\$106.75	\$110.00	\$121.00
		23406	MONMOUTH	STATE	5,000	\$118.75	\$148.50	\$116.75	\$121.00
		23406	MONMOUTH	STATE	21,190	\$88.75	\$95.00	\$91.75	\$98.00
		23404	HUNTERDON	STATE	25,787	\$81.82	\$81.82	\$120.00	\$95.00
	2023Q1	23405	MIDDLESEX	STATE	27,892	\$87.99	\$87.99	\$94.65	\$95.00
	2023Q2	23119	SOMERSET	NHP-0202 (336)	1,232	\$103.00	\$133.28	\$200.00	\$131.00
		23114	MIDDLESEX	0130 (332)	5,181	\$106.80	\$107.00	\$122.99	\$106.00

HMA 12.5 M E SURFACE COURSE / T									
401061M	2022Q4	23404	HUNTERDON	STATE	5,000	\$127.75	\$127.75	\$130.00	\$104.00
		23406	MONMOUTH	STATE	5,000	\$132.75	\$153.50	\$127.00	\$104.00

HOT MIX ASPHALT 12.5 M 64 INTERMEDIATE C / T									
401072M	2022Q4	23404	HUNTERDON	STATE	1,000	\$85.00	\$85.00	\$75.00	\$103.00
		23406	MONMOUTH	STATE	1,000	\$95.00	\$80.00	\$130.00	\$103.00
	2023Q2	23114	MIDDLESEX	0130 (332)	4,061	\$139.20	\$115.00	\$111.22	\$95.00

HMA 12.5 M E INTERMEDIATE COURSE / T									
401079M	2023Q2	23114	MIDDLESEX	0130 (332)	992	\$123.50	\$140.00	\$146.46	\$111.00

HOT MIX ASPHALT 19 M 64 BASE COURSE / T									
401096M	2023Q2	23114	MIDDLESEX	0130 (332)	799	\$66.00	\$105.00	\$117.77	\$159.00

HOT MIX ASPHALT 25 M 64 BASE COURSE / T									
401099M	2022Q4	23404	HUNTERDON	STATE	425	\$84.00	\$84.00	\$110.00	\$106.00

HISTORICAL BID PRICE LISTING
 BY REGION

REGION: C

PAY ITEM	CALENDAR QUARTER	CONTRACT NUMBER	COUNTY LOCATION	PROJECT DESCRIPTION	BID QUANTITY	AWARD PRICE	SECOND BIDDER	THIRD BIDDER	ESTIMATE
		23404	HUNTERDON	STATE	1,000	\$95.00	\$95.00	\$85.00	\$120.00
HOT MIX ASPHALT 25 M 64 BASE COURSE / T									
401099M	(cont)	23406	MONMOUTH	STATE	1,000	\$95.00	\$80.00	\$109.00	\$120.00
	2023Q2	23119	SOMERSET	NHP-0202 (336)	13	\$125.00	\$349.78	\$750.00	\$149.00
		23114	MIDDLESEX	0130 (332)	2,045	\$187.85	\$140.00	\$133.61	\$106.00

HISTORICAL BID PRICE LISTING
BY REGION

REGION: C

PAY ITEM	CALENDAR QUARTER	CONTRACT NUMBER	COUNTY LOCATION	PROJECT DESCRIPTION	BID QUANTITY	AWARD PRICE	SECOND BIDDER	THIRD BIDDER	ESTIMATE
CORE SAMPLES, HOT MIX ASPHALT / U									
401108M	2022Q3	22146	HUNTERDON	0078 (334)	75	\$250.00	\$50.00	\$95.00	\$220.00
	2022Q4	22155	SOMERSET	NHPP-0206 (335)	5	\$480.00			\$220.00
		23406	MONMOUTH	STATE	105	\$95.00	\$75.00	\$10.00	\$104.00
		23404	HUNTERDON	STATE	120	\$95.00	\$95.00	\$0.02	\$120.00
		23404	HUNTERDON	STATE	250	\$95.00	\$95.00	\$0.02	\$100.00
		23406	MONMOUTH	STATE	250	\$95.00	\$75.00	\$1.00	\$100.00

HMA LONGITUDINAL JOINT REPAIR / SY									
401113M	2022Q3	22150	MONMOUTH	NHP-0035 (334)	100	\$100.00			\$50.00
		22146	HUNTERDON	0078 (334)	200	\$50.00	\$11.44	\$18.00	\$70.00
	2022Q4	22155	SOMERSET	NHPP-0206 (335)	500	\$133.22			\$100.00
	2023Q2	23119	SOMERSET	NHP-0202 (336)	500	\$25.00	\$62.62	\$40.00	\$63.00

HISTORICAL BID PRICE LISTING
 BY REGION

REGION: C

PAY ITEM	CALENDAR QUARTER	CONTRACT NUMBER	COUNTY LOCATION	PROJECT DESCRIPTION	BID QUANTITY	AWARD PRICE	SECOND BIDDER	THIRD BIDDER	ESTIMATE

ULTRA-THIN FRICTION COURSE / T									
403003M	2022Q3	22144	OCEAN	NHP-0072 (311)	6,169	\$175.00	\$185.00		\$155.00
	2023Q2	23119	SOMERSET	NHP-0202 (336)	13,657	\$173.75	\$180.24	\$192.00	\$175.00

POLYMER MODIFIED TACK COAT / GAL									
403005M	2022Q3	22144	OCEAN	NHP-0072 (311)	33,079	\$8.15	\$9.50		\$6.00
	2023Q2	23119	SOMERSET	NHP-0202 (336)	81,820	\$6.73	\$6.73	\$6.75	\$5.00

HISTORICAL BID PRICE LISTING
 BY REGION

REGION: C

PAY ITEM	CALENDAR QUARTER	CONTRACT NUMBER	COUNTY LOCATION	PROJECT DESCRIPTION	BID QUANTITY	AWARD PRICE	SECOND BIDDER	THIRD BIDDER	ESTIMATE
STONE MATRIX ASPHALT 12.5 MM SURFACE COU / T									
404006M	2022Q4	23404	HUNTERDON	STATE	2,000	\$165.00	\$165.00	\$145.00	\$130.00
		23406	MONMOUTH	STATE	2,000	\$173.25	\$170.00	\$167.00	\$130.00
	2023Q1	23405	MIDDLESEX	STATE	21,360	\$127.75	\$127.75	\$129.50	\$106.00
	2023Q2	23114	MIDDLESEX	0130 (332)	12,732	\$161.30	\$155.00	\$159.85	\$127.00

HISTORICAL BID PRICE LISTING
 BY REGION

REGION: C

PAY ITEM	CALENDAR QUARTER	CONTRACT NUMBER	COUNTY LOCATION	PROJECT DESCRIPTION	BID QUANTITY	AWARD PRICE	SECOND BIDDER	THIRD BIDDER	ESTIMATE
HIGH PERFORMANCE THIN OVERLAY / T	2022Q3	22146	HUNTERDON	0078 (334)	10,368	\$175.00	\$156.01	\$165.25	\$165.00

HISTORICAL BID PRICE LISTING
 BY REGION

REGION: C

PAY ITEM	CALENDAR QUARTER	CONTRACT NUMBER	COUNTY LOCATION	PROJECT DESCRIPTION	BID QUANTITY	AWARD PRICE	SECOND BIDDER	THIRD BIDDER	ESTIMATE
BINDER RICH INTERMEDIATE COURSE, 4.75MM / T									
407010M	2023Q2	23114	MIDDLESEX	0130 (332)	6,224	\$182.95	\$210.00	\$196.89	\$106.00

HISTORICAL BID PRICE LISTING
BY REGION

REGION: C

PAY ITEM	CALENDAR QUARTER	CONTRACT NUMBER	COUNTY LOCATION	PROJECT DESCRIPTION	BID QUANTITY	AWARD PRICE	SECOND BIDDER	THIRD BIDDER	ESTIMATE
MICROPAVING JOINTS / LF									
421007M	2022Q3	22147	OCEAN	NHP-0009 (331)	49,000	\$4.90			\$4.50
		22150	MONMOUTH	NHP-0035 (334)	97,891	\$4.58			\$5.00
	2023Q2	23119	SOMERSET	NHP-0202 (336)	31,600	\$0.05	\$5.34	\$5.50	\$5.00
SLURRY SEAL AGGREGATE, TYPE II / T									
421010M	2022Q3	22144	OCEAN	NHP-0072 (311)	304	\$383.75	\$465.00		\$139.00
		22146	HUNTERDON	0078 (334)	1,819	\$70.00	\$123.42	\$140.25	\$125.00
		22150	MONMOUTH	NHP-0035 (334)	1,912	\$127.27			\$220.00
	2022Q4	22155	SOMERSET	NHPP-0206 (335)	2,782	\$125.75			\$200.00
SLURRY SEAL EMULSION / GAL									
421011M	2022Q3	22144	OCEAN	NHP-0072 (311)	3,894	\$40.25	\$46.00		\$13.00
		22146	HUNTERDON	0078 (334)	54,000	\$6.50	\$11.40	\$12.96	\$12.00
		22150	MONMOUTH	NHP-0035 (334)	57,297	\$11.73			\$28.00
	2022Q4	22155	SOMERSET	NHPP-0206 (335)	47,926	\$11.74			\$20.00

HISTORICAL BID PRICE LISTING
 BY REGION

REGION: C

PAY ITEM	CALENDAR QUARTER	CONTRACT NUMBER	COUNTY LOCATION	PROJECT DESCRIPTION	BID QUANTITY	AWARD PRICE	SECOND BIDDER	THIRD BIDDER	ESTIMATE
-----	-----	-----	-----	-----	-----	-----	-----	-----	-----
FOG SEAL STRIP / LF									
422004M	2022Q4	23404	HUNTERDON	STATE	5,000	\$1.52	\$1.52	\$2.00	\$1.00

HISTORICAL BID PRICE LISTING
 BY REGION

REGION: C

PAY ITEM	CALENDAR QUARTER	CONTRACT NUMBER	COUNTY LOCATION	PROJECT DESCRIPTION	BID QUANTITY	AWARD PRICE	SECOND BIDDER	THIRD BIDDER	ESTIMATE
CHIP SEAL PG88-22FR / SY									
424110M	2022Q3	22147	OCEAN	NHP-0009(331)	310,524	\$6.97			\$6.00

HISTORICAL BID PRICE LISTING
 BY REGION

REGION: C

PAY ITEM -----	CALENDAR QUARTER -----	CONTRACT NUMBER -----	COUNTY LOCATION -----	PROJECT DESCRIPTION -----	BID QUANTITY -----	AWARD PRICE -----	SECOND BIDDER -----	THIRD BIDDER -----	ESTIMATE -----
SCRUB SEAL / SY									
425001M	2023Q2	23119	SOMERSET	NHP-0202 (336)	295,923	\$6.92	\$6.92	\$7.00	\$6.00

HISTORICAL BID PRICE LISTING
 BY REGION

REGION: C

PAY ITEM	CALENDAR QUARTER	CONTRACT NUMBER	COUNTY LOCATION	PROJECT DESCRIPTION	BID QUANTITY	AWARD PRICE	SECOND BIDDER	THIRD BIDDER	ESTIMATE
PARTIAL DEPTH CONCRETE REPAIR / SY									
452003M	2023Q2	23114	MIDDLESEX	0130 (332)	180	\$520	\$1,325	\$400	\$636.00

HISTORICAL BID PRICE LISTING
 BY REGION

REGION: C

PAY ITEM	CALENDAR QUARTER	CONTRACT NUMBER	COUNTY LOCATION	PROJECT DESCRIPTION	BID QUANTITY	AWARD PRICE	SECOND BIDDER	THIRD BIDDER	ESTIMATE
FULL DEPTH CONCRETE PAVEMENT REPAIR, HMA / SY									
453006M	2022Q3	22147	OCEAN	NHP-0009 (331)	50	\$500.00			\$150.00
	2022Q4	23406	MONMOUTH	STATE	184	\$150.00	\$180.00	\$200.00	\$205.00
		23404	HUNTERDON	STATE	375	\$50.00	\$50.00	\$50.00	\$132.00
		23406	MONMOUTH	STATE	375	\$50.00	\$0.01	\$40.00	\$132.00
	2023Q1	23405	MIDDLESEX	STATE	387	\$250.00	\$250.00	\$125.00	\$250.00
	2023Q2	23119	SOMERSET	NHP-0202 (336)	50	\$50.00	\$465.47	\$375.00	\$120.00
		23114	MIDDLESEX	0130 (332)	3,400	\$220.00	\$280.00	\$150.49	\$106.00

HISTORICAL BID PRICE LISTING
 BY REGION

REGION: C

PAY ITEM	CALENDAR QUARTER	CONTRACT NUMBER	COUNTY LOCATION	PROJECT DESCRIPTION	BID QUANTITY	AWARD PRICE	SECOND BIDDER	THIRD BIDDER	ESTIMATE
-----	-----	-----	-----	-----	-----	-----	-----	-----	-----
SEALING EXISTING JOINTS IN CONCRETE PAVE / LF									
455003P	2023Q2	23114	MIDDLESEX	0130 (332)	55,000	\$4.75	\$4.15	\$3.10	\$4.00

HISTORICAL BID PRICE LISTING
 BY REGION

REGION: C

PAY ITEM	CALENDAR QUARTER	CONTRACT NUMBER	COUNTY LOCATION	PROJECT DESCRIPTION	BID QUANTITY	AWARD PRICE	SECOND BIDDER	THIRD BIDDER	ESTIMATE
REINFORCEMENT STEEL, EPOXY-COATED / LB									
504006P	2023Q2	23114	MIDDLESEX	0130 (332)	1,100	\$7.25	\$2.80	\$5.17	\$3.00
EPOXY WATERPROOFING / SY									
504036P	2023Q1	22451	HUNTERDON	NHP-0040 (315)	5,920	\$60.00	\$51.00	\$75.00	\$75.00

HISTORICAL BID PRICE LISTING
 BY REGION

REGION: C

PAY ITEM -----	CALENDAR QUARTER -----	CONTRACT NUMBER -----	COUNTY LOCATION -----	PROJECT DESCRIPTION -----	BID QUANTITY -----	AWARD PRICE -----	SECOND BIDDER -----	THIRD BIDDER -----	ESTIMATE -----
LUBRICATE BEARING / U									
506013P	2023Q1	22451	HUNTERDON	NHP-0040 (315)	732	\$40.00	\$40.00	\$50.00	\$100.00

HISTORICAL BID PRICE LISTING
 BY REGION

REGION: C

PAY ITEM	CALENDAR QUARTER	CONTRACT NUMBER	COUNTY LOCATION	PROJECT DESCRIPTION	BID QUANTITY	AWARD PRICE	SECOND BIDDER	THIRD BIDDER	ESTIMATE
2 1/2" BY 2 1/2" PREFORMED ELASTOMERIC J / LF									
507006P	2022Q3	22146	HUNTERDON	0078 (334)	160	\$150.00	\$156.00	\$205.00	\$130.00

CONCRETE BRIDGE PARAPET WITH MOMENT SLAB / LF									
507038P	2023Q2	23114	MIDDLESEX	0130 (332)	15	\$1,560	\$1,500	\$2,203	\$1,000

HISTORICAL BID PRICE LISTING
 BY REGION

REGION: C

PAY ITEM	CALENDAR CONTRACT QUARTER NUMBER	COUNTY LOCATION	PROJECT DESCRIPTION	BID QUANTITY	AWARD PRICE	SECOND BIDDER	THIRD BIDDER	ESTIMATE
-----	-----	-----	-----	-----	-----	-----	-----	-----
CLEAN EXISTING SCUPPERS AND PIPES / U								
508005M	2023Q1 22451	HUNTERDON	NHP-0040 (315)	20	\$50.00	\$75.00	\$500.00	\$250.00

HISTORICAL BID PRICE LISTING
 BY REGION

REGION: C

PAY ITEM	CALENDAR QUARTER	CONTRACT NUMBER	COUNTY LOCATION	PROJECT DESCRIPTION	BID QUANTITY	AWARD PRICE	SECOND BIDDER	THIRD BIDDER	ESTIMATE

CONCRETE DECK REPAIR, TYPE B / SF									
551006M	2023Q1	22451	HUNTERDON	NHP-0040 (315)	2,785	\$180.00	\$77.00	\$150.00	\$125.00

CONCRETE DECK REPAIR, TYPE C / SF									
551009M	2023Q1	22451	HUNTERDON	NHP-0040 (315)	75	\$50.00	\$100.00	\$400.00	\$183.03

CURB RECONSTRUCTION, BRIDGE / LF									
551030M	2022Q3	22146	HUNTERDON	0078 (334)	10	\$750.00	\$825.00	\$490.00	\$450.00
		22146	HUNTERDON	0078 (334)	10	\$500.00	\$825.00	\$490.00	\$450.00
		22146	HUNTERDON	0078 (334)	20	\$500.00	\$795.00	\$490.00	\$450.00

HISTORICAL BID PRICE LISTING
 BY REGION

REGION: C

PAY ITEM	CALENDAR QUARTER	CONTRACT NUMBER	COUNTY LOCATION	PROJECT DESCRIPTION	BID QUANTITY	AWARD PRICE	SECOND BIDDER	THIRD BIDDER	ESTIMATE
-----	-----	-----	-----	-----	-----	-----	-----	-----	-----
PRESSURE INJECTION, CONCRETE CRACKS / LF									
552003M	2023Q1	22451	HUNTERDON	NHP-0040 (315)	1,000	\$40.00	\$10.00	\$100.00	\$50.00

HISTORICAL BID PRICE LISTING
 BY REGION

REGION: C

PAY ITEM	CALENDAR CONTRACT QUARTER NUMBER	COUNTY LOCATION	PROJECT DESCRIPTION	BID QUANTITY	AWARD PRICE	SECOND BIDDER	THIRD BIDDER	ESTIMATE
-----	-----	-----	-----	-----	-----	-----	-----	-----
SUBSTRUCTURE CONCRETE REPAIR / SF								
555003M	2023Q1 22451	HUNTERDON	NHP-0040 (315)	25	\$400.00	\$400.00	\$400.00	\$500.00

HISTORICAL BID PRICE LISTING
 BY REGION

REGION: C

PAY ITEM	CALENDAR QUARTER	CONTRACT NUMBER	COUNTY LOCATION	PROJECT DESCRIPTION	BID QUANTITY	AWARD PRICE	SECOND BIDDER	THIRD BIDDER	ESTIMATE

15" REINFORCED CONCRETE PIPE / LF									
601122P	2023Q2	23114	MIDDLESEX	0130 (332)	429	\$215.00	\$300.00	\$265.71	\$143.00

18" REINFORCED CONCRETE PIPE / LF									
601124P	2023Q2	23114	MIDDLESEX	0130 (332)	21	\$260.00	\$185.00	\$301.44	\$186.00

HISTORICAL BID PRICE LISTING
 BY REGION

REGION: C

PAY ITEM	CALENDAR QUARTER	CONTRACT NUMBER	COUNTY LOCATION	PROJECT DESCRIPTION	BID QUANTITY	AWARD PRICE	SECOND BIDDER	THIRD BIDDER	ESTIMATE
18" REINFORCED CONCRETE END SECTION / U									
601372M	2023Q2	23114	MIDDLESEX	0130 (332)	1	\$3,410	\$2,900	\$3,317	\$2,120

HISTORICAL BID PRICE LISTING
 BY REGION

REGION: C

PAY ITEM	CALENDAR QUARTER	CONTRACT NUMBER	COUNTY LOCATION	PROJECT DESCRIPTION	BID QUANTITY	AWARD PRICE	SECOND BIDDER	THIRD BIDDER	ESTIMATE

CLEANING EXISTING PIPE, 12" TO 24" DIAME / LF									
601670M	2022Q3	22146	HUNTERDON	0078 (334)	100	\$5.00	\$12.35	\$45.00	\$15.00
	2022Q4	23404	HUNTERDON	STATE	1,000	\$8.92	\$8.92	\$5.00	\$7.00
		23406	MONMOUTH	STATE	1,000	\$8.92	\$7.85	\$6.00	\$8.00

CLEANING EXISTING PIPE, OVER 24" TO 48" / LF									
601672M	2022Q3	22146	HUNTERDON	0078 (334)	100	\$5.00	\$19.45	\$45.00	\$25.00

16" DUCTILE IRON PIPE / LF									
601680M	2023Q2	23114	MIDDLESEX	0130 (332)	119	\$491.00	\$320.00	\$619.65	\$318.00

HISTORICAL BID PRICE LISTING
BY REGION

REGION: C

PAY ITEM	CALENDAR QUARTER	CONTRACT NUMBER	COUNTY LOCATION	PROJECT DESCRIPTION	BID QUANTITY	AWARD PRICE	SECOND BIDDER	THIRD BIDDER	ESTIMATE

INLET, TYPE B / U									
602012M	2023Q2	23114	MIDDLESEX	0130 (332)	25	\$6,385	\$5,000	\$6,188	\$6,400

INLET, TYPE E / U									
602018M	2023Q2	23114	MIDDLESEX	0130 (332)	2	\$3,005	\$5,125	\$6,227	\$6,900

MANHOLE, 4' DIAMETER / U									
602054M	2023Q2	23114	MIDDLESEX	0130 (332)	3	\$7,220	\$4,150	\$5,479	\$6,900

RESET EXISTING CASTING / U									
602099M	2022Q3	22144	OCEAN	NHP-0072 (311)	4	\$700	\$1,000		\$429.00
		22146	HUNTERDON	0078 (334)	10	\$600	\$1,050	\$750	\$800.00
		22147	OCEAN	NHP-0009 (331)	15	\$2,800			\$320.00
	2022Q4	23404	HUNTERDON	STATE	25	\$50.00	\$50.00	\$25.00	\$825.00
		23406	MONMOUTH	STATE	25	\$50.00	\$0.01	\$50.00	\$825.00
		22155	SOMERSET	NHPP-0206 (335)	40	\$2,366			\$310.00
	2023Q2	23119	SOMERSET	NHP-0202 (336)	79	\$775	\$350	\$1,500	\$420.00
		23114	MIDDLESEX	0130 (332)	171	\$750.00	\$675.00	\$356.09	\$1,200

HISTORICAL BID PRICE LISTING
BY REGION

REGION: C

PAY ITEM	CALENDAR QUARTER	CONTRACT NUMBER	COUNTY LOCATION	PROJECT DESCRIPTION	BID QUANTITY	AWARD PRICE	SECOND BIDDER	THIRD BIDDER	ESTIMATE

SET INLET TYPE A, CASTING / U									
602102M	2022Q4	23404	HUNTERDON	STATE	1	\$840	\$840	\$1,000	\$1,530
		23404	HUNTERDON	STATE	20	\$50.00	\$50.00	\$25.00	\$825.00
		23406	MONMOUTH	STATE	20	\$50.00	\$0.01	\$50.00	\$825.00
	2023Q1	23405	MIDDLESEX	STATE	5	\$1,176	\$1,176	\$1,300	\$1,400

SET INLET TYPE B, CASTING / U									
602105M	2022Q3	22150	MONMOUTH	NHP-0035 (334)	1	\$5,638			\$1,830
	2022Q4	23404	HUNTERDON	STATE	20	\$50.00	\$50.00	\$25.00	\$1,430
		23406	MONMOUTH	STATE	20	\$1,680	\$1,700	\$1,700	\$1,677
		23406	MONMOUTH	STATE	20	\$50.00	\$0.01	\$50.00	\$1,430
		23404	HUNTERDON	STATE	35	\$1,735	\$1,735	\$1,500	\$1,680
	2023Q1	23405	MIDDLESEX	STATE	127	\$1,607	\$1,607	\$1,700	\$1,500

SET INLET TYPE E, CASTING / U									
602108M	2022Q4	23406	MONMOUTH	STATE	5	\$1,735	\$1,800	\$2,000	\$1,617
		23404	HUNTERDON	STATE	8	\$1,785	\$1,785	\$1,500	\$1,750
		23404	HUNTERDON	STATE	20	\$50.00	\$50.00	\$25.00	\$1,760
		23406	MONMOUTH	STATE	20	\$50.00	\$0.01	\$50.00	\$1,760
	2023Q1	23405	MIDDLESEX	STATE	15	\$1,680	\$1,680	\$1,750	\$1,700

SET INLET TYPE ES, CASTING / U									
602111M	2022Q4	23404	HUNTERDON	STATE	2	\$4,195	\$4,195	\$2,000	\$2,500
		23404	HUNTERDON	STATE	5	\$50.00	\$50.00	\$25.00	\$2,310
		23406	MONMOUTH	STATE	5	\$50.00	\$0.01	\$100.00	\$2,310
		23406	MONMOUTH	STATE	9	\$3,780	\$3,000	\$3,000	\$3,855
	2023Q1	23405	MIDDLESEX	STATE	6	\$4,465	\$4,465	\$3,850	\$2,500

SET MANHOLE CASTING / U									
602114M	2022Q4	23404	HUNTERDON	STATE	10	\$50.00	\$50.00	\$25.00	\$990.00

HISTORICAL BID PRICE LISTING
BY REGION

REGION: C

PAY ITEM	CALENDAR QUARTER	CONTRACT NUMBER	COUNTY LOCATION	PROJECT DESCRIPTION	BID QUANTITY	AWARD PRICE	SECOND BIDDER	THIRD BIDDER	ESTIMATE
SET MANHOLE CASTING / U		23406	MONMOUTH	STATE	10	\$50.00	\$0.01	\$100.00	\$990.00
602114M	(cont)	23404	HUNTERDON	STATE	14	\$1,009	\$1,009	\$1,000	\$1,200
		23406	MONMOUTH	STATE	15	\$1,025	\$975	\$1,200	\$955.00
	2023Q1	23405	MIDDLESEX	STATE	114	\$750	\$750	\$1,325	\$1,200
	2023Q2	23114	MIDDLESEX	0130 (332)	9	\$1,400	\$1,500	\$343	\$1,900

SET SQUARE FRAMED MANHOLE CASTING, CIRCU / U									
602117M	2022Q4	23404	HUNTERDON	STATE	4	\$2,045	\$2,045	\$2,000	\$2,000
		23406	MONMOUTH	STATE	4	\$2,550	\$2,150	\$3,000	\$2,155
	2023Q1	23405	MIDDLESEX	STATE	15	\$2,550	\$2,550	\$2,525	\$2,000

RECONSTRUCTED INLET, TYPE A, USING EXIST / U									
602120M	2022Q4	23404	HUNTERDON	STATE	5	\$50.00	\$50.00	\$25.00	\$800.00
		23406	MONMOUTH	STATE	5	\$50.00	\$0.01	\$100.00	\$800.00

RECONSTRUCTED INLET, TYPE B, USING EXIST / U									
602123M	2022Q4	23404	HUNTERDON	STATE	5	\$50.00	\$50.00	\$25.00	\$1,000
		23406	MONMOUTH	STATE	5	\$50.00	\$0.01	\$100.00	\$1,000
	2023Q2	23114	MIDDLESEX	0130 (332)	3	\$1,215	\$1,350	\$1,956	\$2,800
		23119	SOMERSET	NHP-0202 (336)	5	\$1,315	\$1,300	\$1,800	\$600.00

RECONSTRUCTED INLET, TYPE E, USING EXIST / U									
602129M	2022Q4	23404	HUNTERDON	STATE	5	\$50.00	\$50.00	\$25.00	\$1,600
		23406	MONMOUTH	STATE	5	\$50.00	\$0.01	\$100.00	\$1,600
	2023Q2	23119	SOMERSET	NHP-0202 (336)	5	\$1,315	\$1,300	\$1,800	\$300.00

HISTORICAL BID PRICE LISTING
BY REGION

REGION: C

PAY ITEM	CALENDAR QUARTER	CONTRACT NUMBER	COUNTY LOCATION	PROJECT DESCRIPTION	BID QUANTITY	AWARD PRICE	SECOND BIDDER	THIRD BIDDER	ESTIMATE
RECONSTRUCTED INLET, TYPE D-1, USING EXI / U									
602138M	2022Q3	22146	HUNTERDON	0078 (334)	4	\$1,300	\$4,500	\$1,500	\$6,000
RECONSTRUCTED INLET, TYPE D-2, USING EXI / U									
602141M	2022Q3	22146	HUNTERDON	0078 (334)	4	\$1,300	\$5,000	\$1,500	\$6,000
RECONSTRUCTED INLET, TYPE A, USING NEW C / U									
602150M	2022Q4	23404	HUNTERDON	STATE	1	\$840	\$840	\$2,000	\$1,800
		23404	HUNTERDON	STATE	10	\$50.00	\$50.00	\$25.00	\$1,100
		23406	MONMOUTH	STATE	10	\$50.00	\$0.01	\$100.00	\$1,100
RECONSTRUCTED INLET, TYPE B, USING NEW C / U									
602153M	2022Q3	22146	HUNTERDON	0078 (334)	2	\$2,000	\$3,500	\$2,050	\$8,000
		2022Q4	23406	MONMOUTH	STATE	19	\$2,100	\$1,850	\$1,800
	23404		HUNTERDON	STATE	20	\$50.00	\$50.00	\$25.00	\$1,600
	23406		MONMOUTH	STATE	20	\$50.00	\$0.01	\$100.00	\$1,600
	23404		HUNTERDON	STATE	37	\$2,465	\$2,465	\$2,000	\$2,000
	2023Q1	23405	MIDDLESEX	STATE	55	\$1,945	\$1,945	\$2,300	\$2,000
	2023Q2	23114	MIDDLESEX	0130 (332)	27	\$2,255	\$2,400	\$3,486	\$2,650
RECONSTRUCTED INLET, TYPE B MODIFIED, US / U									
602155M	2023Q1	23405	MIDDLESEX	STATE	4	\$1,470	\$1,470	\$1,250	\$2,500
RECONSTRUCTED INLET, TYPE E, USING NEW C / U									
602159M	2022Q3	22146	HUNTERDON	0078 (334)	3	\$2,000	\$3,500	\$2,075	\$9,000
	2022Q4	23404	HUNTERDON	STATE	1	\$2,515	\$2,515	\$2,000	\$2,400

HISTORICAL BID PRICE LISTING
BY REGION

REGION: C

PAY ITEM	CALENDAR QUARTER	CONTRACT NUMBER	COUNTY LOCATION	PROJECT DESCRIPTION	BID QUANTITY	AWARD PRICE	SECOND BIDDER	THIRD BIDDER	ESTIMATE

RECONSTRUCTED INLET, TYPE E, USING NEW C / U									
602159M	(cont)	23406	MONMOUTH	STATE	2	\$2,365	\$2,000	\$2,400	\$2,443
		23404	HUNTERDON	STATE	10	\$50.00	\$50.00	\$25.00	\$1,650
		23406	MONMOUTH	STATE	10	\$50.00	\$0.01	\$100.00	\$1,650
	2023Q1	23405	MIDDLESEX	STATE	12	\$2,095	\$2,095	\$2,450	\$3,000
	2023Q2	23114	MIDDLESEX	0130 (332)	2	\$2,370	\$2,450	\$2,285	\$2,650

RECONSTRUCTED INLET, TYPE ES, USING NEW / U									
602160M	2022Q4	23404	HUNTERDON	STATE	1	\$4,885	\$4,885	\$3,500	\$4,500
		23406	MONMOUTH	STATE	7	\$4,045	\$2,950	\$3,000	\$4,012
	2023Q1	23405	MIDDLESEX	STATE	2	\$5,245	\$5,245	\$4,150	\$4,500

RECONSTRUCTED MANHOLE, USING EXISTING CA / U									
602180M	2022Q4	23404	HUNTERDON	STATE	5	\$50.00	\$50.00	\$25.00	\$2,200
		23406	MONMOUTH	STATE	5	\$50.00	\$0.01	\$50.00	\$2,200
	2023Q2	23119	SOMERSET	NHP-0202 (336)	5	\$1,250	\$1,300	\$3,000	\$260.00

RECONSTRUCTED MANHOLE, USING NEW CASTING / U									
602183M	2022Q4	23404	HUNTERDON	STATE	5	\$50.00	\$50.00	\$25.00	\$1,540
		23406	MONMOUTH	STATE	5	\$50.00	\$0.01	\$50.00	\$1,540

HISTORICAL BID PRICE LISTING
BY REGION

REGION: C

PAY ITEM	CALENDAR QUARTER	CONTRACT NUMBER	COUNTY LOCATION	PROJECT DESCRIPTION	BID QUANTITY	AWARD PRICE	SECOND BIDDER	THIRD BIDDER	ESTIMATE
BICYCLE SAFE GRATE / U									
602210M	2022Q4	23404	HUNTERDON	STATE	3	\$500.00	\$500.00	\$250.00	\$800.00
		23406	MONMOUTH	STATE	4	\$515.00	\$500.00	\$500.00	\$347.00
		23404	HUNTERDON	STATE	100	\$50.00	\$50.00	\$25.00	\$275.00
		23406	MONMOUTH	STATE	100	\$50.00	\$10.00	\$25.00	\$275.00
	2023Q1	23405	MIDDLESEX	STATE	3	\$525.00	\$525.00	\$375.00	\$800.00
CURB PIECE / U									
602213M	2022Q3	22146	HUNTERDON	0078 (334)	6	\$350	\$1,000	\$595	\$500.00
		22147	OCEAN	NHP-0009 (331)	10	\$1,500			\$350.00
	2022Q4	23406	MONMOUTH	STATE	3	\$475.00	\$550.00	\$500.00	\$575.00
		23404	HUNTERDON	STATE	7	\$459.00	\$459.00	\$350.00	\$450.00
		23404	HUNTERDON	STATE	125	\$50.00	\$50.00	\$25.00	\$275.00
		23406	MONMOUTH	STATE	125	\$50.00	\$10.00	\$25.00	\$275.00
	2023Q1	23405	MIDDLESEX	STATE	22	\$475.00	\$475.00	\$495.00	\$450.00
	2023Q2	23119	SOMERSET	NHP-0202 (336)	35	\$410.00	\$723.86	\$750.00	\$250.00
		23114	MIDDLESEX	0130 (332)	128	\$375.00	\$600.00	\$950.34	\$650.00
CLEANING DRAINAGE STRUCTURE / U									
602216M	2022Q3	22147	OCEAN	NHP-0009 (331)	10	\$1,398			\$320.00
	2022Q4	23404	HUNTERDON	STATE	2	\$400	\$400	\$1,000	\$400.00
		23406	MONMOUTH	STATE	2	\$550.00	\$950.00	\$500.00	\$450.00
		23404	HUNTERDON	STATE	50	\$50.00	\$50.00	\$25.00	\$375.00
		23406	MONMOUTH	STATE	50	\$50.00	\$5.00	\$1.00	\$375.00
	2023Q1	23405	MIDDLESEX	STATE	12	\$750.00	\$750.00	\$475.00	\$400.00
TRENCH DRAIN / LF									
602220M	2023Q2	23114	MIDDLESEX	0130 (332)	25	\$520.00	\$575.00	\$826.94	\$424.00

HISTORICAL BID PRICE LISTING
 BY REGION

REGION: C

PAY ITEM	CALENDAR QUARTER	CONTRACT NUMBER	COUNTY LOCATION	PROJECT DESCRIPTION	BID QUANTITY	AWARD PRICE	SECOND BIDDER	THIRD BIDDER	ESTIMATE
OUTLET CONTROL STRUCTURE / U									
602223M	2023Q2	23114	MIDDLESEX	0130 (332)	1	\$15,310	\$10,000	\$13,325	\$25,000

MANUFACTURED TREATMENT DEVICE / U									
602229M	2023Q2	23114	MIDDLESEX	0130 (332)	1	\$28,240	\$20,000	\$39,161	\$80,000
		23114	MIDDLESEX	0130 (332)	1	\$28,240	\$20,000	\$39,161	\$80,000
		23114	MIDDLESEX	0130 (332)	1	\$28,240	\$20,000	\$39,161	\$80,000
		23114	MIDDLESEX	0130 (332)	1	\$28,240	\$20,000	\$39,161	\$80,000
		23114	MIDDLESEX	0130 (332)	1	\$31,330	\$22,500	\$39,161	\$80,000

HISTORICAL BID PRICE LISTING
 BY REGION

REGION: C

PAY ITEM	CALENDAR QUARTER	CONTRACT NUMBER	COUNTY LOCATION	PROJECT DESCRIPTION	BID QUANTITY	AWARD PRICE	SECOND BIDDER	THIRD BIDDER	ESTIMATE

RIPRAP STONE CHANNEL PROTECTION, 12" THI / SY									
603036P	2023Q2	23114	MIDDLESEX	0130 (332)	4	\$100	\$530	\$1,038	\$143.00

RIPRAP STONE CHANNEL PROTECTION, 16" THI / SY									
603039P	2022Q4	23404	HUNTERDON	STATE	75	\$125.00	\$125.00	\$180.00	\$102.00

HISTORICAL BID PRICE LISTING
BY REGION

REGION: C

PAY ITEM	CALENDAR QUARTER	CONTRACT NUMBER	COUNTY LOCATION	PROJECT DESCRIPTION	BID QUANTITY	AWARD PRICE	SECOND BIDDER	THIRD BIDDER	ESTIMATE

CONCRETE SIDEWALK, 4" THICK / SY									
606012P	2022Q3	22144	OCEAN	NHP-0072 (311)	55	\$215.00	\$200.00		\$100.00
	2022Q4	23404	HUNTERDON	STATE	500	\$100.00	\$100.00	\$50.00	\$77.00
		23406	MONMOUTH	STATE	500	\$100.00	\$40.00	\$75.00	\$77.00
	2023Q1	23442	MERCER	100% STATE	123	\$85.00	\$100.00		\$85.00
		22451	HUNTERDON	NHP-0040 (315)	250	\$100.00	\$75.00	\$300.00	\$150.00
	2023Q2	23119	SOMERSET	NHP-0202 (336)	241	\$217.00	\$190.00	\$200.00	\$85.00
		23114	MIDDLESEX	0130 (332)	1,434	\$109.75	\$135.00	\$215.13	\$138.00

CONCRETE SIDEWALK, 6" THICK / SY									
606018P	2022Q4	23406	MONMOUTH	STATE	43	\$175.00	\$180.00	\$220.00	\$103.00
		23404	HUNTERDON	STATE	79	\$145.50	\$145.50	\$100.00	\$300.00
		23404	HUNTERDON	STATE	250	\$45.00	\$45.00	\$50.00	\$82.00
		23406	MONMOUTH	STATE	250	\$45.00	\$40.00	\$75.00	\$82.00
	2023Q1	23442	MERCER	100% STATE	117	\$85.00	\$110.00		\$85.00
		23405	MIDDLESEX	STATE	448	\$116.00	\$116.00	\$152.00	\$300.00

BRICK PAVERS / SY									
606029P	2023Q1	23442	MERCER	100% STATE	25	\$125.00	\$200.00		\$175.00

HOT MIX ASPHALT DRIVEWAY, 1 1/2" THICK / SY									
606030P	2023Q2	23119	SOMERSET	NHP-0202 (336)	118	\$115.00	\$69.82	\$225.00	\$56.00

HOT MIX ASPHALT DRIVEWAY, 6" THICK / SY									
606039P	2022Q4	23406	MONMOUTH	STATE	194	\$145.00	\$40.00	\$72.00	\$60.00
		23404	HUNTERDON	STATE	250	\$10.00	\$10.00	\$0.02	\$77.00
		23406	MONMOUTH	STATE	250	\$10.00	\$15.00	\$25.00	\$77.00

HISTORICAL BID PRICE LISTING
BY REGION

REGION: C

PAY ITEM	CALENDAR QUARTER	CONTRACT NUMBER	COUNTY LOCATION	PROJECT DESCRIPTION	BID QUANTITY	AWARD PRICE	SECOND BIDDER	THIRD BIDDER	ESTIMATE
HOT MIX ASPHALT DRIVEWAY, 6" THICK / SY									
606039P	(cont)	23404	HUNTERDON	STATE	722	\$126.83	\$126.83	\$50.00	\$50.00
	2023Q1	23405	MIDDLESEX	STATE	161	\$135.00	\$135.00	\$130.00	\$50.00
	2023Q2	23114	MIDDLESEX	0130 (332)	864	\$101.65	\$60.00	\$104.68	\$69.00

HOT MIX ASPHALT DRIVEWAY, VARIABLE THICK / SY									
606042P	2022Q4	23404	HUNTERDON	STATE	250	\$10.00	\$10.00	\$0.02	\$60.00
		23406	MONMOUTH	STATE	250	\$10.00	\$15.00	\$15.00	\$60.00
		23404	HUNTERDON	STATE	2,867	\$64.54	\$64.54	\$50.00	\$55.00
		23406	MONMOUTH	STATE	4,823	\$72.50	\$34.50	\$38.00	\$30.00
	2023Q1	23405	MIDDLESEX	STATE	4,415	\$64.00	\$64.00	\$35.00	\$55.00

CONCRETE DRIVEWAY, 6" THICK / SY									
606051P	2022Q4	23406	MONMOUTH	STATE	45	\$180.00	\$180.00	\$210.00	\$80.00
		23404	HUNTERDON	STATE	49	\$105.00	\$105.00	\$100.00	\$150.00
	2023Q1	23405	MIDDLESEX	STATE	124	\$116.00	\$116.00	\$152.00	\$150.00

CONCRETE DRIVEWAY, REINFORCED, 8" THICK / SY									
606060P	2022Q4	23406	MONMOUTH	STATE	70	\$230.00	\$240.00	\$164.00	\$187.00
		23404	HUNTERDON	STATE	80	\$105.00	\$105.00	\$150.00	\$200.00
	2023Q1	23405	MIDDLESEX	STATE	160	\$131.25	\$131.25	\$167.00	\$200.00

CONCRETE ISLAND, 4" THICK / SY									
606075P	2023Q2	23114	MIDDLESEX	0130 (332)	100	\$109.75	\$130.00	\$215.13	\$159.00

CONCRETE ISLAND, 6" THICK / SY									
606078P	2022Q4	23406	MONMOUTH	STATE	151	\$180.00	\$180.00	\$138.00	\$164.00

HISTORICAL BID PRICE LISTING
BY REGION

REGION: C

PAY ITEM	CALENDAR QUARTER	CONTRACT NUMBER	COUNTY LOCATION	PROJECT DESCRIPTION	BID QUANTITY	AWARD PRICE	SECOND BIDDER	THIRD BIDDER	ESTIMATE

CONCRETE ISLAND, 6" THICK / SY									
606078P	(cont)	23404	HUNTERDON	STATE	368	\$131.80	\$131.80	\$100.00	\$172.00
	2023Q1	23405	MIDDLESEX	STATE	101	\$116.00	\$116.00	\$152.00	\$172.00

DETECTABLE WARNING SURFACE / SY									
606084P	2022Q3	22144	OCEAN	NHP-0072 (311)	7	\$140	\$3,000		\$275.00
	2022Q4	23404	HUNTERDON	STATE	4	\$340	\$340	\$2,500	\$250.00
		23406	MONMOUTH	STATE	4	\$315.00	\$130.00	\$150.00	\$960.00
		23404	HUNTERDON	STATE	50	\$300.00	\$300.00	\$300.00	\$200.00
		23406	MONMOUTH	STATE	50	\$300.00	\$100.00	\$100.00	\$200.00
	2023Q1	23442	MERCER	100% STATE	25	\$80.00	\$100.00		\$75.00
		23405	MIDDLESEX	STATE	41	\$260.00	\$260.00	\$305.00	\$250.00
	2023Q2	23119	SOMERSET	NHP-0202 (336)	29	\$350.00	\$350.00	\$350.00	\$300.00
		23114	MIDDLESEX	0130 (332)	95	\$248.50	\$320.00	\$344.42	\$318.00

TURF PAVERS / SY									
606095P	2023Q1	23442	MERCER	100% STATE	98	\$150.00	\$170.00		\$175.00
	2023Q2	23114	MIDDLESEX	0130 (332)	161	\$167.50	\$150.00	\$375.44	\$159.00

HISTORICAL BID PRICE LISTING
BY REGION

REGION: C

PAY ITEM	CALENDAR QUARTER	CONTRACT NUMBER	COUNTY LOCATION	PROJECT DESCRIPTION	BID QUANTITY	AWARD PRICE	SECOND BIDDER	THIRD BIDDER	ESTIMATE

9" X 16" CONCRETE VERTICAL CURB / LF									
607018P	2022Q3	22150	MONMOUTH	NHP-0035 (334)	20	\$900.00			\$80.00
	2022Q4	23404	HUNTERDON	STATE	1,000	\$75.00	\$75.00	\$50.00	\$42.00
		23406	MONMOUTH	STATE	1,000	\$75.00	\$40.00	\$30.00	\$42.00
		23406	MONMOUTH	STATE	1,863	\$72.00	\$42.50	\$70.00	\$56.00
		23404	HUNTERDON	STATE	1,884	\$93.71	\$93.71	\$50.00	\$70.00
	2023Q1	23442	MERCER	100% STATE	50	\$90.00	\$100.00		\$50.00
		23446	MONMOUTH	N/A	100	\$40.00	\$50.00		\$55.00
		23405	MIDDLESEX	STATE	3,650	\$74.50	\$74.50	\$71.00	\$70.00
	2023Q2	23119	SOMERSET	NHP-0202 (336)	403	\$125.00	\$115.00	\$125.00	\$73.00
		23114	MIDDLESEX	0130 (332)	9,405	\$56.05	\$50.00	\$62.57	\$53.00

9" X 18" CONCRETE VERTICAL CURB / LF									
607021P	2022Q4	23404	HUNTERDON	STATE	750	\$75.00	\$75.00	\$50.00	\$50.00
		23406	MONMOUTH	STATE	750	\$75.00	\$40.00	\$30.00	\$50.00
		23406	MONMOUTH	STATE	1,791	\$72.00	\$47.50	\$73.00	\$72.00
		23404	HUNTERDON	STATE	3,054	\$93.71	\$93.71	\$50.00	\$85.00
	2023Q1	23405	MIDDLESEX	STATE	4,758	\$74.50	\$74.50	\$71.00	\$85.00

9" X 20" CONCRETE VERTICAL CURB / LF									
607024P	2022Q4	23406	MONMOUTH	STATE	32	\$72.00	\$52.50	\$130.00	\$59.00
		23404	HUNTERDON	STATE	100	\$45.00	\$45.00	\$50.00	\$60.00
		23406	MONMOUTH	STATE	100	\$45.00	\$40.00	\$35.00	\$60.00
		23404	HUNTERDON	STATE	159	\$93.71	\$93.71	\$50.00	\$75.00
	2023Q1	23405	MIDDLESEX	STATE	43	\$74.50	\$74.50	\$71.00	\$75.00

12" X 13" CONCRETE SLOPING CURB / LF									
607030P	2022Q4	23406	MONMOUTH	STATE	74	\$72.00	\$46.50	\$70.00	\$78.00

HISTORICAL BID PRICE LISTING
BY REGION

REGION: C

PAY ITEM	CALENDAR QUARTER	CONTRACT NUMBER	COUNTY LOCATION	PROJECT DESCRIPTION	BID QUANTITY	AWARD PRICE	SECOND BIDDER	THIRD BIDDER	ESTIMATE

12" X 13" CONCRETE SLOPING CURB / LF									
607030P	(cont)	23404	HUNTERDON	STATE	250	\$45.00	\$45.00	\$50.00	\$52.00
		23406	MONMOUTH	STATE	250	\$45.00	\$40.00	\$35.00	\$52.00
	2023Q2	23114	MIDDLESEX	0130 (332)	5,187	\$56.05	\$50.00	\$62.57	\$53.00

9" X 14" CONCRETE VERTICAL CURB / LF									
607034P	2023Q1	23446	MONMOUTH	N/A	100	\$40.00	\$50.00		\$55.00
	2023Q2	23114	MIDDLESEX	0130 (332)	1,845	\$56.05	\$50.00	\$62.57	\$53.00

9" X VARIABLE HEIGHT CONCRETE VERTICAL C / LF									
607069P	2022Q3	22144	OCEAN	NHP-0072 (311)	49	\$105.00	\$145.00		\$66.00
	2022Q4	23406	MONMOUTH	STATE	436	\$72.00	\$57.75	\$60.00	\$91.00
		23404	HUNTERDON	STATE	982	\$93.71	\$93.71	\$50.00	\$75.00
	2023Q1	23405	MIDDLESEX	STATE	24	\$74.50	\$74.50	\$71.00	\$75.00

HISTORICAL BID PRICE LISTING
 BY REGION

REGION: C

PAY ITEM	CALENDAR QUARTER	CONTRACT NUMBER	COUNTY LOCATION	PROJECT DESCRIPTION	BID QUANTITY	AWARD PRICE	SECOND BIDDER	THIRD BIDDER	ESTIMATE
SAWCUT VERTICAL CURB / LF									
607120P	2023Q1	23446	MONMOUTH	N/A	1,000	\$75.00	\$85.00		\$20.00

HISTORICAL BID PRICE LISTING
BY REGION

REGION: C

PAY ITEM	CALENDAR QUARTER	CONTRACT NUMBER	COUNTY LOCATION	PROJECT DESCRIPTION	BID QUANTITY	AWARD PRICE	SECOND BIDDER	THIRD BIDDER	ESTIMATE
NONVEGETATIVE SURFACE, HOT MIX ASPHALT / SY									
608003P	2022Q3	22146	HUNTERDON	0078 (334)	10	\$65.00	\$300.00	\$100.00	\$100.00
	2022Q4	23404	HUNTERDON	STATE	100	\$65.00	\$65.00	\$75.00	\$50.00
		23406	MONMOUTH	STATE	100	\$45.00	\$40.00	\$25.00	\$37.00
	2023Q1	23442	MERCER	100% STATE	56	\$50.00	\$55.00		\$75.00
		23405	MIDDLESEX	STATE	89	\$90.00	\$90.00	\$75.00	\$50.00
		23446	MONMOUTH	N/A	750	\$50.00	\$50.00		\$45.00
	2023Q2	23114	MIDDLESEX	0130 (332)	2,107	\$46.20	\$43.25	\$41.37	\$58.00

NONVEGETATIVE SURFACE, POROUS HMA 4" / SY									
608004P	2023Q2	23114	MIDDLESEX	0130 (332)	1,868	\$49.10	\$45.50	\$43.96	\$49.00

NONVEGETATIVE SURFACE, POROUS HOT MIX AS / SY									
608005P	2023Q1	23446	MONMOUTH	N/A	350	\$50.00	\$50.00		\$55.00
	2023Q2	23114	MIDDLESEX	0130 (332)	2,565	\$57.75	\$54.50	\$51.71	\$67.00

NONVEGETATIVE SURFACE, POLYESTER MATTING / SY									
608012P	2023Q2	23114	MIDDLESEX	0130 (332)	1,932	\$68.15	\$62.00	\$61.02	\$53.00

NONVEGETATIVE SURFACE, BROKEN STONE / SY									
608015P	2022Q4	23404	HUNTERDON	STATE	408	\$50.00	\$50.00	\$50.00	\$25.00
	2023Q2	23114	MIDDLESEX	0130 (332)	53	\$57.75	\$53.00	\$51.71	\$53.00

HISTORICAL BID PRICE LISTING
BY REGION

REGION: C

PAY ITEM	CALENDAR QUARTER	CONTRACT NUMBER	COUNTY LOCATION	PROJECT DESCRIPTION	BID QUANTITY	AWARD PRICE	SECOND BIDDER	THIRD BIDDER	ESTIMATE

BEAM GUIDE RAIL / LF									
609003M	2023Q1	23446	MONMOUTH	N/A	34,635	\$49.00	\$58.00		\$55.00
	2023Q2	23114	MIDDLESEX	0130 (332)	10,292	\$39.50	\$37.00	\$35.37	\$42.00

BEAM GUIDE RAIL, DUAL-FACED / LF									
609006M	2023Q2	23114	MIDDLESEX	0130 (332)	52	\$57.75	\$53.50	\$51.71	\$48.00

MODIFIED THRIE BEAM GUIDE RAIL / LF									
609009M	2023Q1	23446	MONMOUTH	N/A	4,232	\$50.00	\$60.00		\$63.00

FLARED GUIDE RAIL TERMINAL / U									
609024M	2023Q1	23446	MONMOUTH	N/A	15	\$2,000	\$2,750		\$2,000

BURIED GUIDE RAIL TERMINAL / U									
609025M	2023Q1	23446	MONMOUTH	N/A	5	\$100.00	\$1.00		\$1,000

TANGENT GUIDE RAIL TERMINAL / U									
609027M	2023Q1	23446	MONMOUTH	N/A	60	\$3,800	\$2,750		\$3,000
	2023Q2	23114	MIDDLESEX	0130 (332)	16	\$4,505	\$4,200	\$4,034	\$3,800

TELESCOPING GUIDE RAIL END TERMINAL / U									
609030M	2023Q1	23446	MONMOUTH	N/A	10	\$3,700	\$4,175		\$3,500
	2023Q2	23114	MIDDLESEX	0130 (332)	4	\$6,760	\$6,300	\$6,051	\$5,300

CONTROLLED RELEASE TERMINAL / U									
609033M	2023Q1	23446	MONMOUTH	N/A	5	\$100.00	\$750.00		\$650.00

HISTORICAL BID PRICE LISTING
 BY REGION

REGION: C

PAY ITEM	CALENDAR QUARTER	CONTRACT NUMBER	COUNTY LOCATION	PROJECT DESCRIPTION	BID QUANTITY	AWARD PRICE	SECOND BIDDER	THIRD BIDDER	ESTIMATE

CONTROLLED RELEASE TERMINAL ANCHORAGE / U									
609036M	2023Q1	23446	MONMOUTH	N/A	5	\$100.00	\$750.00		\$650.00

BEAM GUIDE RAIL ANCHORAGE / U									
609039M	2023Q1	23446	MONMOUTH	N/A	30	\$1,500	\$1,000		\$1,000
	2023Q2	23114	MIDDLESEX	0130 (332)	18	\$1,370	\$1,300	\$1,226	\$1,300

APPROACH GUIDE RAIL TRANSITION TL-3 / U									
609059M	2023Q2	23114	MIDDLESEX	0130 (332)	3	\$4,216	\$4,000	\$3,775	\$4,800

REMOVAL OF BEAM GUIDE RAIL / LF									
609075M	2023Q2	23114	MIDDLESEX	0130 (332)	10,535	\$1.15	\$1.05	\$1.03	\$2.00

HISTORICAL BID PRICE LISTING
BY REGION

REGION: C

PAY ITEM	CALENDAR QUARTER	CONTRACT NUMBER	COUNTY LOCATION	PROJECT DESCRIPTION	BID QUANTITY	AWARD PRICE	SECOND BIDDER	THIRD BIDDER	ESTIMATE

TRAFFIC STRIPES, 4" / LF									
610003M	2022Q3	22146	HUNTERDON	0078 (334)	11,860	\$1.00	\$0.42	\$0.35	\$0.40
		22144	OCEAN	NHP-0072 (311)	64,837	\$0.50	\$0.42		\$1.00
		22150	MONMOUTH	NHP-0035 (334)	167,000	\$0.59			\$0.75
		22147	OCEAN	NHP-0009 (331)	250,000	\$0.82			\$0.50
	2022Q4	22155	SOMERSET	NHPP-0206 (335)	98,100	\$0.54			\$0.70
		23406	MONMOUTH	STATE	147,665	\$0.50	\$0.48	\$0.40	\$0.45
		23404	HUNTERDON	STATE	150,000	\$0.39	\$0.39	\$0.02	\$0.35
		23406	MONMOUTH	STATE	150,000	\$0.50	\$0.48	\$0.45	\$0.35
		23404	HUNTERDON	STATE	202,426	\$0.39	\$0.39	\$0.30	\$0.38
		23412	MONMOUTH	STBGP-FLEX-D00S (630)	6,000,000	\$0.41	\$0.45		\$0.40
	2023Q1	23449	MONMOUTH	N/A	10,000	\$1.00	\$2.50		\$1.00
		22451	HUNTERDON	NHP-0040 (315)	15,000	\$1.00	\$1.00	\$1.00	\$5.00
		23449	MONMOUTH	N/A	40,640	\$1.25	\$2.95		\$1.40
		23405	MIDDLESEX	STATE	206,728	\$0.40	\$0.40	\$0.38	\$0.38
	2023Q2	23114	MIDDLESEX	0130 (332)	82,600	\$0.44	\$0.55	\$0.39	\$1.00
		23119	SOMERSET	NHP-0202 (336)	183,604	\$0.34	\$0.40	\$0.45	\$0.50

TRAFFIC STRIPES, 6" / LF									
610006M	2022Q3	22146	HUNTERDON	0078 (334)	72,046	\$1.10	\$0.58	\$0.39	\$0.50
	2022Q4	23404	HUNTERDON	STATE	37,500	\$0.59	\$0.59	\$0.02	\$0.70
		23406	MONMOUTH	STATE	37,500	\$0.61	\$0.58	\$0.60	\$0.70
	2023Q1	23449	MONMOUTH	N/A	5,000	\$2.00	\$3.95		\$1.75
		23449	MONMOUTH	N/A	5,000	\$2.00	\$3.50		\$1.30

TRAFFIC STRIPES, 8" / LF									
610007M	2022Q3	22147	OCEAN	NHP-0009 (331)	3,000	\$1.63			\$1.00
		22150	MONMOUTH	NHP-0035 (334)	5,000	\$1.18			\$2.00
	2022Q4	23406	MONMOUTH	STATE	3,626	\$0.92	\$0.88	\$0.80	\$0.70

HISTORICAL BID PRICE LISTING
BY REGION

REGION: C

PAY ITEM	CALENDAR QUARTER	CONTRACT NUMBER	COUNTY LOCATION	PROJECT DESCRIPTION	BID QUANTITY	AWARD PRICE	SECOND BIDDER	THIRD BIDDER	ESTIMATE

TRAFFIC STRIPES, 8" / LF									
610007M	(cont)	23404	HUNTERDON	STATE	6,955	\$0.79	\$0.79	\$0.65	\$0.55
		23404	HUNTERDON	STATE	20,000	\$0.79	\$0.79	\$0.02	\$1.00
		23406	MONMOUTH	STATE	20,000	\$0.92	\$0.88	\$0.80	\$1.00
		23412	MONMOUTH	STBGP-FLEX-D00S (630)	381,000	\$0.45	\$0.90		\$0.87
	2023Q1	23449	MONMOUTH	N/A	5,000	\$3.00	\$4.50		\$2.00
		23449	MONMOUTH	N/A	9,500	\$3.00	\$4.95		\$2.50
		23405	MIDDLESEX	STATE	12,044	\$0.79	\$0.79	\$0.76	\$0.55
	2023Q2	23119	SOMERSET	NHP-0202 (336)	1,660	\$0.68	\$0.80	\$0.90	\$1.50
		23114	MIDDLESEX	0130 (332)	18,700	\$0.88	\$0.95	\$0.79	\$2.00

TRAFFIC MARKINGS / SF									
610009M	2023Q2	23119	SOMERSET	NHP-0202 (336)	2,374	\$7.56	\$6.50	\$7.25	\$5.00

RPM, MONO-DIRECTIONAL, WHITE LENS / U									
610012M	2022Q3	22147	OCEAN	NHP-0009 (331)	200	\$80.34			\$40.00
		22150	MONMOUTH	NHP-0035 (334)	805	\$66.00			\$44.00
		22146	HUNTERDON	0078 (334)	867	\$50.00	\$32.00	\$34.65	\$35.00
		22144	OCEAN	NHP-0072 (311)	989	\$31.00	\$42.00		\$30.00
	2022Q4	23404	HUNTERDON	STATE	77	\$37.80	\$37.80	\$35.00	\$30.00
		23412	MONMOUTH	STBGP-FLEX-D00S (630)	300	\$32.50	\$25.00		\$32.00
		23406	MONMOUTH	STATE	328	\$30.40	\$29.00	\$40.00	\$45.00
		23404	HUNTERDON	STATE	750	\$37.80	\$37.80	\$0.02	\$30.00
		23406	MONMOUTH	STATE	750	\$30.40	\$29.00	\$39.50	\$30.00
	2023Q1	23449	MONMOUTH	N/A	25	\$38.00	\$100.00		\$38.00
		23405	MIDDLESEX	STATE	634	\$37.80	\$37.80	\$36.00	\$30.00
	2023Q2	23114	MIDDLESEX	0130 (332)	1,340	\$41.60	\$32.00	\$37.23	\$30.00
		23119	SOMERSET	NHP-0202 (336)	1,600	\$32.55	\$29.33	\$35.00	\$32.00

TRAFFIC MARKING LINES, 4" / LF									
610013M	2022Q4	23404	HUNTERDON	STATE	10,000	\$0.78	\$0.78	\$0.02	\$1.00

HISTORICAL BID PRICE LISTING
BY REGION

REGION: C

PAY ITEM	CALENDAR QUARTER	CONTRACT NUMBER	COUNTY LOCATION	PROJECT DESCRIPTION	BID QUANTITY	AWARD PRICE	SECOND BIDDER	THIRD BIDDER	ESTIMATE

TRAFFIC MARKING LINES, 4" / LF									
610013M	(cont)	23406	MONMOUTH	STATE	10,000	\$0.79	\$0.75	\$0.80	\$1.00
		23412	MONMOUTH	STBGP-FLEX-D00S (630)	30,000	\$1.00	\$1.00		\$1.75
	2023Q1	23449	MONMOUTH	N/A	10,000	\$2.00	\$4.00		\$2.00

TRAFFIC MARKING LINES, 8" / LF									
610014M	2022Q3	22150	MONMOUTH	NHP-0035 (334)	1,215	\$3.60			\$2.00
		22146	HUNTERDON	0078 (334)	3,100	\$1.00	\$1.25	\$1.57	\$1.50
		22144	OCEAN	NHP-0072 (311)	4,409	\$1.55	\$1.65		\$2.00
		22147	OCEAN	NHP-0009 (331)	4,700	\$1.80			\$2.00
	2022Q4	23406	MONMOUTH	STATE	1,086	\$1.52	\$1.45	\$1.65	\$1.79
		23404	HUNTERDON	STATE	1,743	\$1.57	\$1.57	\$1.50	\$1.80
		22155	SOMERSET	NHPP-0206 (335)	3,300	\$3.48			\$1.70
		23404	HUNTERDON	STATE	5,000	\$1.57	\$1.57	\$0.02	\$1.50
		23406	MONMOUTH	STATE	5,000	\$1.53	\$1.45	\$1.65	\$1.50
		23412	MONMOUTH	STBGP-FLEX-D00S (630)	160,000	\$2.25	\$6.25		\$4.50
	2023Q1	23405	MIDDLESEX	STATE	5,686	\$1.73	\$1.73	\$1.65	\$1.80
		23449	MONMOUTH	N/A	10,000	\$4.00	\$7.50		\$6.00
	2023Q2	23119	SOMERSET	NHP-0202 (336)	22,000	\$1.31	\$1.68	\$1.75	\$1.50

TRAFFIC MARKING LINES, 12" / LF									
610016M	2022Q3	22144	OCEAN	NHP-0072 (311)	74	\$2.30	\$2.50		\$3.00
	2022Q4	22155	SOMERSET	NHPP-0206 (335)	750	\$3.60			\$2.10
	2023Q1	23449	MONMOUTH	N/A	2,000	\$6.00	\$15.00		\$7.50

TRAFFIC MARKING LINES, 24" / LF									
610017M	2022Q3	22146	HUNTERDON	0078 (334)	663	\$10.00	\$4.50	\$5.25	\$4.00

HISTORICAL BID PRICE LISTING
BY REGION

REGION: C

PAY ITEM	CALENDAR QUARTER	CONTRACT NUMBER	COUNTY LOCATION	PROJECT DESCRIPTION	BID QUANTITY	AWARD PRICE	SECOND BIDDER	THIRD BIDDER	ESTIMATE

TRAFFIC MARKING LINES, 24" / LF									
610017M	(cont)	22144	OCEAN	NHP-0072 (311)	1,635	\$4.60	\$495.00		\$6.00
		22150	MONMOUTH	NHP-0035 (334)	3,627	\$9.60			\$7.00
		22147	OCEAN	NHP-0009 (331)	6,400	\$3.60			\$7.00
	2022Q4	23404	HUNTERDON	STATE	2,000	\$4.72	\$4.72	\$4.50	\$5.00
		23406	MONMOUTH	STATE	2,000	\$4.67	\$4.45	\$4.95	\$5.00
		23406	MONMOUTH	STATE	3,414	\$4.67	\$4.45	\$4.90	\$4.38
		22155	SOMERSET	NHPP-0206 (335)	3,600	\$12.12			\$4.50
		23404	HUNTERDON	STATE	5,443	\$4.72	\$4.72	\$3.00	\$4.10
		23412	MONMOUTH	STBGP-FLEX-D00S (630)	200,000	\$8.50	\$8.50		\$8.50
	2023Q1	23449	MONMOUTH	N/A	4,500	\$15.50	\$20.00		\$15.00
		23405	MIDDLESEX	STATE	6,799	\$5.25	\$5.25	\$5.00	\$4.10
	2023Q2	23114	MIDDLESEX	0130 (332)	2,062	\$5.20	\$4.90	\$4.65	\$7.00
		23119	SOMERSET	NHP-0202 (336)	7,500	\$5.35	\$5.04	\$5.00	\$6.00

RPM, MONO-DIRECTIONAL, AMBER LENS / U									
610018M	2022Q3	22146	HUNTERDON	0078 (334)	360	\$50.00	\$32.00	\$34.65	\$35.00
		22147	OCEAN	NHP-0009 (331)	380	\$80.34			\$35.00
		22144	OCEAN	NHP-0072 (311)	392	\$31.00	\$42.00		\$34.00
		22150	MONMOUTH	NHP-0035 (334)	465	\$66.00			\$44.00
	2022Q4	23406	MONMOUTH	STATE	217	\$30.40	\$29.00	\$40.00	\$45.00
		23404	HUNTERDON	STATE	260	\$37.80	\$37.80	\$35.00	\$30.00
		23412	MONMOUTH	STBGP-FLEX-D00S (630)	300	\$32.50	\$25.00		\$32.00
		23404	HUNTERDON	STATE	750	\$37.80	\$37.80	\$0.02	\$30.00
		23406	MONMOUTH	STATE	750	\$30.40	\$29.00	\$39.50	\$30.00
	2023Q1	23449	MONMOUTH	N/A	25	\$38.00	\$100.00		\$38.00
		23405	MIDDLESEX	STATE	644	\$37.80	\$37.80	\$36.00	\$30.00
	2023Q2	23114	MIDDLESEX	0130 (332)	810	\$41.60	\$32.00	\$37.23	\$30.00
		23119	SOMERSET	NHP-0202 (336)	1,000	\$32.55	\$29.33	\$35.00	\$32.00

RPM, BI-DIRECTIONAL, AMBER LENS / U									
610021M	2022Q3	22144	OCEAN	NHP-0072 (311)	14	\$31.00	\$42.00		\$51.00

HISTORICAL BID PRICE LISTING
BY REGION

REGION: C

PAY ITEM	CALENDAR QUARTER	CONTRACT NUMBER	COUNTY LOCATION	PROJECT DESCRIPTION	BID QUANTITY	AWARD PRICE	SECOND BIDDER	THIRD BIDDER	ESTIMATE
RPM, BI-DIRECTIONAL, AMBER LENS / U									
610021M	(cont)	22147	OCEAN	NHP-0009 (331)	840	\$80.34			\$35.00
	2022Q4	23412	MONMOUTH	STBGP-FLEX-D00S (630)	300	\$32.50	\$25.00		\$32.00
		23406	MONMOUTH	STATE	464	\$30.40	\$29.00	\$40.00	\$45.00
		23404	HUNTERDON	STATE	656	\$37.80	\$37.80	\$35.00	\$30.00
		23404	HUNTERDON	STATE	1,000	\$37.80	\$37.80	\$0.02	\$30.00
		23406	MONMOUTH	STATE	1,000	\$30.40	\$29.00	\$39.50	\$30.00
	2023Q1	23449	MONMOUTH	N/A	25	\$38.00	\$100.00		\$38.00
		23405	MIDDLESEX	STATE	510	\$37.80	\$37.80	\$36.00	\$30.00

REMOVAL OF RPM / U									
610024M	2022Q3	22146	HUNTERDON	0078 (334)	1,227	\$0.02	\$12.67	\$5.00	\$5.00
		22150	MONMOUTH	NHP-0035 (334)	1,270	\$65.00			\$20.00
		22144	OCEAN	NHP-0072 (311)	1,395	\$10.50	\$10.00		\$4.00
		22147	OCEAN	NHP-0009 (331)	1,420	\$65.00			\$5.00
	2022Q4	23412	MONMOUTH	STBGP-FLEX-D00S (630)	300	\$1.00	\$4.95		\$6.50
		23404	HUNTERDON	STATE	993	\$2.00	\$2.00	\$0.02	\$5.00
		23406	MONMOUTH	STATE	1,009	\$1.00	\$10.00	\$1.00	\$5.60
		23404	HUNTERDON	STATE	2,500	\$1.00	\$1.00	\$0.02	\$3.30
		23406	MONMOUTH	STATE	2,500	\$1.00	\$1.00	\$0.01	\$3.30
	2023Q1	23449	MONMOUTH	N/A	150	\$20.00	\$50.00		\$14.00
		23405	MIDDLESEX	STATE	1,788	\$2.00	\$2.00	\$9.49	\$1.00
	2023Q2	23119	SOMERSET	NHP-0202 (336)	2,600	\$10.00	\$40.96	\$20.00	\$4.00

REMOVAL AND REPLACEMENT OF RPM LENS / U									
610027M	2022Q4	23412	MONMOUTH	STBGP-FLEX-D00S (630)	52,000	\$16.95	\$15.00		\$11.00
	2023Q1	23449	MONMOUTH	N/A	250	\$15.00	\$45.00		\$15.00

FLEXIBLE DELINEATOR, GROUND MOUNTED / U									
610030M	2023Q1	23449	MONMOUTH	N/A	50	\$100.00	\$400.00		\$100.00

HISTORICAL BID PRICE LISTING
BY REGION

REGION: C

PAY ITEM	CALENDAR QUARTER	CONTRACT NUMBER	COUNTY LOCATION	PROJECT DESCRIPTION	BID QUANTITY	AWARD PRICE	SECOND BIDDER	THIRD BIDDER	ESTIMATE	
RUMBLE STRIP / LF										
610033M	2022Q3	22144	OCEAN	NHP-0072 (311)	16,562	\$0.80	\$2.00		\$1.00	
		22146	HUNTERDON	0078 (334)	47,707	\$0.30	\$0.37	\$0.33	\$1.00	
		22147	OCEAN	NHP-0009 (331)	49,000	\$1.26			\$0.50	
		22150	MONMOUTH	NHP-0035 (334)	83,957	\$0.87			\$3.00	
	2022Q4	23404	HUNTERDON	STATE	5,000	\$3.15	\$3.15	\$7.75	\$1.05	
		23406	MONMOUTH	STATE	5,000	\$3.15	\$0.60	\$1.00	\$1.05	
		23406	MONMOUTH	STATE	15,848	\$0.92	\$0.80	\$0.80	\$1.00	
		23404	HUNTERDON	STATE	45,909	\$0.46	\$0.46	\$0.02	\$0.50	
	2023Q1	23405	MIDDLESEX	STATE	16,319	\$0.88	\$0.88	\$0.85	\$0.50	
	2023Q2	23119	SOMERSET	NHP-0202 (336)	31,600	\$0.48	\$0.56	\$0.60	\$1.00	

	REMOVAL OF TRAFFIC STRIPES / LF									
	610036M	2022Q3	22144	OCEAN	NHP-0072 (311)	64,837	\$0.75	\$0.73		\$0.50
			22146	HUNTERDON	0078 (334)	72,000	\$5.00	\$0.38	\$0.68	\$0.60
			22150	MONMOUTH	NHP-0035 (334)	167,000	\$0.75			\$1.00
22147			OCEAN	NHP-0009 (331)	250,000	\$0.95			\$0.50	
2022Q4		23404	HUNTERDON	STATE	1,000	\$0.01	\$0.01	\$0.50	\$0.85	
		23406	MONMOUTH	STATE	1,000	\$0.01	\$0.50	\$1.10	\$0.85	
		23404	HUNTERDON	STATE	5,000	\$0.78	\$0.78	\$0.02	\$0.85	
		23406	MONMOUTH	STATE	5,000	\$0.52	\$0.50	\$1.00	\$0.85	
		22155	SOMERSET	NHPP-0206 (335)	98,100	\$0.75			\$0.70	
		23412	MONMOUTH	STBGP-FLEX-D00S (630)	252,000	\$0.35	\$0.20		\$0.25	
2023Q1		23449	MONMOUTH	N/A	4,500	\$1.50	\$3.85		\$2.00	
2023Q2		23119	SOMERSET	NHP-0202 (336)	163,068	\$0.63	\$0.32	\$0.50	\$0.50	

REMOVAL OF RUMBLE STRIP / LF										
610038M		2022Q3	22147	OCEAN	NHP-0009 (331)	25,000	\$14.50			\$10.00
	2023Q2	23119	SOMERSET	NHP-0202 (336)	31,600	\$0.05	\$6.38	\$0.01	\$15.00	

HISTORICAL BID PRICE LISTING
BY REGION

REGION: C

PAY ITEM	CALENDAR QUARTER	CONTRACT NUMBER	COUNTY LOCATION	PROJECT DESCRIPTION	BID QUANTITY	AWARD PRICE	SECOND BIDDER	THIRD BIDDER	ESTIMATE

REMOVAL OF TRAFFIC MARKINGS / SF									
610039M	2022Q3	22146	HUNTERDON	0078 (334)	200	\$6.00	\$5.00	\$5.25	\$3.00
		22144	OCEAN	NHP-0072 (311)	7,651	\$2.35	\$3.30		\$3.00
		22150	MONMOUTH	NHP-0035 (334)	8,056	\$6.48			\$4.00
		22147	OCEAN	NHP-0009 (331)	23,000	\$1.44			\$3.00
	2022Q4	23404	HUNTERDON	STATE	500	\$0.01	\$0.01	\$2.00	\$3.30
		23404	HUNTERDON	STATE	500	\$3.15	\$3.15	\$0.02	\$3.00
		23406	MONMOUTH	STATE	500	\$0.01	\$1.50	\$3.30	\$3.30
		23406	MONMOUTH	STATE	500	\$1.57	\$1.50	\$3.00	\$3.00
		22155	SOMERSET	NHPP-0206 (335)	5,854	\$11.04			\$2.00
		23412	MONMOUTH	STBGP-FLEX-D00S (630)	20,000	\$1.76	\$1.50		\$1.50
	2023Q1	23449	MONMOUTH	N/A	4,500	\$5.00	\$7.95		\$5.00
	2023Q2	23119	SOMERSET	NHP-0202 (336)	21,100	\$2.21	\$2.87	\$3.75	\$3.00

TRAFFIC MARKINGS SYMBOLS / SF									
610060M	2022Q3	22146	HUNTERDON	0078 (334)	430	\$6.00	\$8.50	\$8.40	\$8.00
		22150	MONMOUTH	NHP-0035 (334)	500	\$9.48			\$8.00
		22144	OCEAN	NHP-0072 (311)	1,348	\$7.35	\$8.25		\$7.00
		22147	OCEAN	NHP-0009 (331)	7,000	\$2.70			\$10.00
	2022Q4	23406	MONMOUTH	STATE	887	\$7.35	\$7.00	\$8.75	\$6.20
		22155	SOMERSET	NHPP-0206 (335)	1,104	\$6.00			\$8.00
		23404	HUNTERDON	STATE	1,250	\$7.87	\$7.87	\$7.50	\$8.00
		23406	MONMOUTH	STATE	1,250	\$0.73	\$7.00	\$8.75	\$8.00
		23404	HUNTERDON	STATE	1,722	\$7.87	\$7.87	\$8.00	\$6.00
		23412	MONMOUTH	STBGP-FLEX-D00S (630)	100,000	\$6.50	\$15.00		\$9.25
	2023Q1	22451	HUNTERDON	NHP-0040 (315)	2,000	\$5.00	\$5.00	\$7.50	\$5.00
		23405	MIDDLESEX	STATE	4,292	\$8.92	\$8.92	\$8.50	\$6.00
		23449	MONMOUTH	N/A	7,500	\$20.00	\$21.00		\$20.00
	2023Q2	23119	SOMERSET	NHP-0202 (336)	1,300	\$7.14	\$6.50	\$7.30	\$8.50
		23114	MIDDLESEX	0130 (332)	1,391	\$9.85	\$7.50	\$8.79	\$7.00

HISTORICAL BID PRICE LISTING
 BY REGION

REGION: C

PAY ITEM	CALENDAR QUARTER	CONTRACT NUMBER	COUNTY LOCATION	PROJECT DESCRIPTION	BID QUANTITY	AWARD PRICE	SECOND BIDDER	THIRD BIDDER	ESTIMATE
-----	-----	-----	-----	-----	-----	-----	-----	-----	-----
CRASH CUSHION, LOW MAINTENANCE, COMPRESS / U									
611348M	2023Q2	23114	MIDDLESEX	0130 (332)	1	\$42,160	\$42,000	\$37,751	\$35,000

HISTORICAL BID PRICE LISTING
 BY REGION

REGION: C

PAY ITEM	CALENDAR QUARTER	CONTRACT NUMBER	COUNTY LOCATION	PROJECT DESCRIPTION	BID QUANTITY	AWARD PRICE	SECOND BIDDER	THIRD BIDDER	ESTIMATE
REGULATORY AND WARNING SIGN / SF									
612003P	2023Q2	23119	SOMERSET	NHP-0202 (336)	850	\$43.05	\$44.00	\$45.00	\$46.00
		23114	MIDDLESEX	0130 (332)	1,627	\$51.00	\$51.00	\$41.37	\$47.00

GUIDE SIGN, TYPE GA, STEEL "U" POST SUPP / SF									
612006P	2023Q2	23114	MIDDLESEX	0130 (332)	425	\$55.50	\$41.50	\$41.37	\$53.00

RELOCATE SIGN / U									
612021M	2023Q2	23114	MIDDLESEX	0130 (332)	6	\$235	\$2,000	\$155	\$530.00

HISTORICAL BID PRICE LISTING
 BY REGION

REGION: C

PAY ITEM	CALENDAR QUARTER	CONTRACT NUMBER	COUNTY LOCATION	PROJECT DESCRIPTION	BID QUANTITY	AWARD PRICE	SECOND BIDDER	THIRD BIDDER	ESTIMATE
RESET WATER VALVE BOX / U									
651255M	2022Q4	23404	HUNTERDON	STATE	20	\$125.00	\$125.00	\$200.00	\$55.00
		23406	MONMOUTH	STATE	28	\$100.00	\$45.00	\$30.00	\$50.00
		23404	HUNTERDON	STATE	100	\$1.00	\$1.00	\$0.02	\$50.00
		23406	MONMOUTH	STATE	100	\$1.00	\$1.00	\$1.00	\$50.00
	2023Q1	23405	MIDDLESEX	STATE	83	\$100.00	\$100.00	\$50.00	\$50.00
	2023Q2	23114	MIDDLESEX	0130 (332)	12	\$175.00	\$65.00	\$185.33	\$50.00

HISTORICAL BID PRICE LISTING
 BY REGION

REGION: C

PAY ITEM	CALENDAR QUARTER	CONTRACT NUMBER	COUNTY LOCATION	PROJECT DESCRIPTION	BID QUANTITY	AWARD PRICE	SECOND BIDDER	THIRD BIDDER	ESTIMATE
RESET MANHOLE, SANITARY SEWER, USING EXI / U									
652432M	2022Q3	22147	OCEAN	NHP-0009 (331)	1	\$2,100			\$1,000
	2023Q2	23114	MIDDLESEX	0130 (332)	10	\$925.00	\$800.00	\$539.14	\$600.00

HISTORICAL BID PRICE LISTING
 BY REGION

REGION: C

PAY ITEM	CALENDAR QUARTER	CONTRACT NUMBER	COUNTY LOCATION	PROJECT DESCRIPTION	BID QUANTITY	AWARD PRICE	SECOND BIDDER	THIRD BIDDER	ESTIMATE
RESET GAS VALVE BOX / U									
653084M	2022Q4	23404	HUNTERDON	STATE	3	\$125.00	\$125.00	\$200.00	\$50.00
		23406	MONMOUTH	STATE	6	\$100.00	\$45.00	\$30.00	\$50.00
		23404	HUNTERDON	STATE	100	\$1.00	\$1.00	\$0.02	\$50.00
		23406	MONMOUTH	STATE	100	\$1.00	\$1.00	\$1.00	\$50.00
	2023Q1	23405	MIDDLESEX	STATE	47	\$100.00	\$100.00	\$50.00	\$50.00
	2023Q2	23114	MIDDLESEX	0130 (332)	7	\$175.00	\$65.00	\$317.70	\$150.00

HISTORICAL BID PRICE LISTING
 BY REGION

REGION: C

PAY ITEM	CALENDAR QUARTER	CONTRACT NUMBER	COUNTY LOCATION	PROJECT DESCRIPTION	BID QUANTITY	AWARD PRICE	SECOND BIDDER	THIRD BIDDER	ESTIMATE
RESET TELECOMMUNICATIONS MANHOLE / U									
654050M	2023Q1	23405	MIDDLESEX	STATE	15	\$2,856	\$2,856	\$2,725	\$1,400
	2023Q2	23114	MIDDLESEX	0130 (332)	13	\$3,035	\$3,000	\$3,310	\$1,300

HISTORICAL BID PRICE LISTING
 BY REGION

REGION: C

PAY ITEM	CALENDAR QUARTER	CONTRACT NUMBER	COUNTY LOCATION	PROJECT DESCRIPTION	BID QUANTITY	AWARD PRICE	SECOND BIDDER	THIRD BIDDER	ESTIMATE
-----	-----	-----	-----	-----	-----	-----	-----	-----	-----
ELECTRICAL UTILITY RELOCATION, JCP&L / LS									
655031P	2023Q2	23114	MIDDLESEX	0130 (332)	1	\$71,380	\$85,000	\$63,919	\$35,103

HISTORICAL BID PRICE LISTING
BY REGION

REGION: C

PAY ITEM	CALENDAR QUARTER	CONTRACT NUMBER	COUNTY LOCATION	PROJECT DESCRIPTION	BID QUANTITY	AWARD PRICE	SECOND BIDDER	THIRD BIDDER	ESTIMATE
3/4" RIGID METALLIC CONDUIT / LF									
701006P	2023Q1	23444	MERCER	100% STATE	100	\$40.00	\$42.00	\$147.00	\$30.00
1 1/2" RIGID METALLIC CONDUIT / LF									
701012P	2023Q1	23442	MERCER	100% STATE	36	\$10.00	\$85.00		\$20.00
		23444	MERCER	100% STATE	151	\$50.00	\$54.00	\$165.00	\$45.00
2" RIGID METALLIC CONDUIT / LF									
701015P	2023Q1	23442	MERCER	100% STATE	127	\$50.00	\$95.00		\$50.00
	2023Q2	23114	MIDDLESEX	0130 (332)	1,416	\$81.15	\$63.25	\$56.89	\$48.00
2 1/2" RIGID METALLIC CONDUIT / LF									
701018P	2023Q1	23442	MERCER	100% STATE	54	\$10.00	\$115.00		\$15.00
3" RIGID METALLIC CONDUIT / LF									
701021P	2023Q1	23442	MERCER	100% STATE	2,500	\$70.00	\$125.00		\$70.00
	2023Q2	23119	SOMERSET	NHP-0202 (336)	1,559	\$78.75	\$86.00	\$87.00	\$57.00
		23114	MIDDLESEX	0130 (332)	4,651	\$102.50	\$82.00	\$82.74	\$74.00
2" RIGID NONMETALLIC CONDUIT / LF									
701027P	2023Q1	23442	MERCER	100% STATE	500	\$34.00	\$40.00		\$30.00
3" RIGID NONMETALLIC CONDUIT / LF									
701030P	2023Q1	23442	MERCER	100% STATE	2,500	\$34.00	\$48.00		\$35.00
1 1/4" FLEXIBLE METALLIC CONDUIT / LF									
701036P	2023Q1	23444	MERCER	100% STATE	50	\$20.00	\$25.00	\$159.00	\$20.00

HISTORICAL BID PRICE LISTING
 BY REGION

REGION: C

PAY ITEM	CALENDAR QUARTER	CONTRACT NUMBER	COUNTY LOCATION	PROJECT DESCRIPTION	BID QUANTITY	AWARD PRICE	SECOND BIDDER	THIRD BIDDER	ESTIMATE

1 1/2" FLEXIBLE METALLIC CONDUIT / LF									
701039P	2023Q1	23444	MERCER	100% STATE	50	\$20.00	\$30.00	\$159.00	\$20.00

38" JUNCTION BOX / U									
701093M	2023Q1	23442	MERCER	100% STATE	1	\$500	\$2,000		\$1,200

17" X 30" JUNCTION BOX / U									
701099M	2023Q1	23442	MERCER	100% STATE	4	\$200	\$2,000		\$500.00

HISTORICAL BID PRICE LISTING
BY REGION

REGION: C

PAY ITEM	CALENDAR QUARTER	CONTRACT NUMBER	COUNTY LOCATION	PROJECT DESCRIPTION	BID QUANTITY	AWARD PRICE	SECOND BIDDER	THIRD BIDDER	ESTIMATE

18" X 36" JUNCTION BOX / U									
701102M	2023Q1	23442	MERCER	100% STATE	32	\$2,200	\$2,600		\$2,100
	2023Q2	23119	SOMERSET	NHP-0202 (336)	11	\$2,468	\$2,470	\$2,500	\$3,100
		23114	MIDDLESEX	0130 (332)	45	\$3,120	\$2,250	\$2,431	\$3,200

12" X 10" X 8" METAL JUNCTION BOX / U									
701108M	2023Q1	23442	MERCER	100% STATE	2	\$200.00	\$400.00		\$400.00
		23444	MERCER	100% STATE	6	\$2,000	\$1,675	\$1,959	\$750.00

JUNCTION BOX FOUNDATION / U									
701117M	2023Q1	23442	MERCER	100% STATE	81	\$2,400	\$2,800		\$2,100
	2023Q2	23119	SOMERSET	NHP-0202 (336)	2	\$2,993	\$2,940	\$3,000	\$3,700

JUNCTION BOX FRAME AND COVER / U									
701120M	2023Q1	23442	MERCER	100% STATE	15	\$750	\$1,000		\$800.00

FOUNDATION, TYPE SFT / U									
701123M	2023Q1	23442	MERCER	100% STATE	12	\$1,100	\$1,500		\$1,000
	2023Q2	23119	SOMERSET	NHP-0202 (336)	3	\$2,363	\$2,365	\$2,400	\$3,100
		23114	MIDDLESEX	0130 (332)	6	\$2,430	\$2,350	\$2,224	\$2,700

FOUNDATION, TYPE MCF / U									
701126M	2023Q1	23442	MERCER	100% STATE	5	\$700.00	\$800.00		\$750.00

FOUNDATION, TYPE P-MC MODIFIED / U									
701128M	2023Q1	23442	MERCER	100% STATE	10	\$2,500	\$2,500		\$2,200

HISTORICAL BID PRICE LISTING
BY REGION

REGION: C

PAY ITEM	CALENDAR QUARTER	CONTRACT NUMBER	COUNTY LOCATION	PROJECT DESCRIPTION	BID QUANTITY	AWARD PRICE	SECOND BIDDER	THIRD BIDDER	ESTIMATE
FOUNDATION, TYPE P-MC MODIFIED / U									
701128M	2023Q2	23114	MIDDLESEX	0130 (332)	6	\$5,775	\$3,900	\$4,654	\$5,300
FOUNDATION, TYPE P / U									
701129M	2023Q1	23442	MERCER	100% STATE	2	\$100.00	\$500.00		\$600.00
FOUNDATION, TYPE P-MC / U									
701132M	2023Q1	23442	MERCER	100% STATE	5	\$3,500	\$2,200		\$1,700
FOUNDATION, TYPE SPF / U									
701135M	2023Q1	23442	MERCER	100% STATE	10	\$1,000	\$1,800		\$900.00
	2023Q2	23119	SOMERSET	NHP-0202 (336)	7	\$1,575	\$1,785	\$1,800	\$2,100
		23114	MIDDLESEX	0130 (332)	8	\$1,780	\$1,700	\$1,500	\$2,100
BORING FOR FOUNDATION, STF 50 FOOT ARM / U									
701136M	2023Q2	23119	SOMERSET	NHP-0202 (336)	3	\$7,875	\$9,555	\$10,000	\$10,500
		23114	MIDDLESEX	0130 (332)	8	\$3,465	\$7,000	\$7,757	\$12,800
FOUNDATION, STF FOR GREATER THAN 50 FOOT / LF									
701137M	2023Q2	23119	SOMERSET	NHP-0202 (336)	60	\$1,208	\$1,365	\$1,400	\$2,200
FOUNDATION, TYPE STF / U									
701138M	2023Q1	23442	MERCER	100% STATE	10	\$4,500	\$5,500		\$4,500
	2023Q2	23114	MIDDLESEX	0130 (332)	5	\$65,835	\$16,500	\$18,768	\$15,000
		23119	SOMERSET	NHP-0202 (336)	6	\$4,410	\$5,460	\$5,500	\$8,300

HISTORICAL BID PRICE LISTING
 BY REGION

REGION: C

PAY ITEM	CALENDAR QUARTER	CONTRACT NUMBER	COUNTY LOCATION	PROJECT DESCRIPTION	BID QUANTITY	AWARD PRICE	SECOND BIDDER	THIRD BIDDER	ESTIMATE
FOUNDATION, TYPE STF / U									
701138M	(cont)	23114	MIDDLESEX	0130 (332)	10	\$7,960	\$5,450	\$4,344	\$5,300
FOUNDATION, TYPE SFX / U									
701141M	2023Q1	23442	MERCER	100% STATE	2	\$1.00	\$100.00		\$100.00
FOUNDATION, TYPE SFK / U									
701144M	2023Q1	23442	MERCER	100% STATE	14	\$1,500	\$1,700		\$1,200
	2023Q2	23114	MIDDLESEX	0130 (332)	6	\$2,940	\$2,500	\$2,482	\$3,200
FOUNDATION, TYPE 1M / U									
701153M	2023Q1	23442	MERCER	100% STATE	2	\$1,200	\$400		\$450.00
FOUNDATION, TYPE 2M / U									
701156M	2023Q1	23442	MERCER	100% STATE	2	\$1,400	\$400		\$450.00
FOUNDATION, TYPE 1M-MC / U									
701159M	2023Q1	23442	MERCER	100% STATE	2	\$1,500	\$800		\$650.00
FOUNDATION, TYPE 2M-MC / U									
701162M	2023Q1	23442	MERCER	100% STATE	2	\$1,600	\$1,100		\$800.00
METER CABINET, TYPE TL / U									
701171M	2023Q2	23114	MIDDLESEX	0130 (332)	6	\$6,555	\$5,500	\$5,275	\$4,400

HISTORICAL BID PRICE LISTING
BY REGION

REGION: C

PAY ITEM	CALENDAR QUARTER	CONTRACT NUMBER	COUNTY LOCATION	PROJECT DESCRIPTION	BID QUANTITY	AWARD PRICE	SECOND BIDDER	THIRD BIDDER	ESTIMATE

GROUND WIRE, NO. 8 AWG / LF									
701192P	2023Q1	23444	MERCER	100% STATE	4,000	\$3.00	\$3.10	\$5.50	\$3.00
	2023Q2	23119	SOMERSET	NHP-0202 (336)	3,362	\$3.15	\$2.95	\$3.00	\$3.00
		23114	MIDDLESEX	0130 (332)	5,942	\$3.90	\$2.40	\$2.59	\$4.00

MULTIPLE LIGHTING WIRE, NO. 2 AWG / LF									
701195P	2023Q1	23444	MERCER	100% STATE	5,000	\$7.00	\$7.20	\$13.40	\$5.00
	2023Q2	23114	MIDDLESEX	0130 (332)	7,972	\$6.70	\$7.30	\$6.21	\$5.00

MULTIPLE LIGHTING WIRE, NO. 4 AWG / LF									
701196P	2023Q1	23444	MERCER	100% STATE	150	\$1.00	\$4.35	\$8.70	\$3.00

MULTIPLE LIGHTING WIRE, NO. 6 AWG / LF									
701198P	2023Q1	23444	MERCER	100% STATE	500	\$1.00	\$3.40	\$10.90	\$3.50

HISTORICAL BID PRICE LISTING
 BY REGION

REGION: C

PAY ITEM	CALENDAR CONTRACT QUARTER NUMBER	COUNTY LOCATION	PROJECT DESCRIPTION	BID QUANTITY	AWARD PRICE	SECOND BIDDER	THIRD BIDDER	ESTIMATE

MULTIPLE LIGHTING WIRE, NO. 8 AWG / LF								
701201P	2023Q1 23444	MERCER	100% STATE	4,500	\$2.00	\$3.00	\$8.70	\$3.00
	2023Q2 23119	SOMERSET	NHP-0202(336)	7,848	\$3.15	\$4.25	\$4.50	\$4.00

MULTIPLE LIGHTING WIRE, NO. 10 AWG / LF								
701204P	2023Q1 23444	MERCER	100% STATE	5,000	\$6.00	\$4.45	\$9.90	\$3.00

SERVICE WIRE, NO. 6 AWG / LF								
701213P	2023Q2 23114	MIDDLESEX	0130(332)	1,320	\$4.30	\$3.30	\$5.17	\$4.00

HISTORICAL BID PRICE LISTING
BY REGION

REGION: C

PAY ITEM	CALENDAR QUARTER	CONTRACT NUMBER	COUNTY LOCATION	PROJECT DESCRIPTION	BID QUANTITY	AWARD PRICE	SECOND BIDDER	THIRD BIDDER	ESTIMATE
CONTROLLER, 8 PHASE / U									
702009M	2023Q2	23114	MIDDLESEX	0130 (332)	6	\$71,770	\$60,000	\$56,239	\$23,900
TRAFFIC SIGNAL STANDARD, ALUMINUM / U									
702012M	2023Q2	23119	SOMERSET	NHP-0202 (336)	3	\$4,016	\$2,820	\$2,900	\$4,100
		23114	MIDDLESEX	0130 (332)	12	\$5,495	\$3,125	\$4,225	\$3,200
SIGNAL STANDARD GREATER 50 FOOT, STEEL / U									
702014M	2023Q2	23119	SOMERSET	NHP-0202 (336)	3	\$19,399	\$18,277	\$18,300	\$17,300
		23114	MIDDLESEX	0130 (332)	8	\$21,945	\$20,450	\$19,031	\$11,200
TRAFFIC SIGNAL STANDARD, STEEL / U									
702015M	2023Q2	23119	SOMERSET	NHP-0202 (336)	6	\$9,335	\$7,660	\$7,700	\$9,300
		23114	MIDDLESEX	0130 (332)	10	\$13,630	\$7,120	\$7,669	\$7,500
PEDESTRIAN SIGNAL STANDARD / U									
702018M	2023Q2	23114	MIDDLESEX	0130 (332)	8	\$1,895	\$1,140	\$1,603	\$1,400
		23119	SOMERSET	NHP-0202 (336)	8	\$1,664	\$1,165	\$1,200	\$1,300
TRAFFIC SIGNAL MAST ARM, ALUMINUM / U									
702021M	2023Q2	23114	MIDDLESEX	0130 (332)	7	\$4,410	\$4,050	\$3,956	\$3,200
TRAFFIC SIGNAL MAST ARM, STEEL / U									
702024M	2023Q2	23119	SOMERSET	NHP-0202 (336)	6	\$7,413	\$7,815	\$7,900	\$8,600
		23114	MIDDLESEX	0130 (332)	10	\$8,975	\$8,050	\$7,131	\$7,500
TRAFFIC ARM GREATER THAN 50 FOOT, STEEL / U									
702025M	2023Q2	23119	SOMERSET	NHP-0202 (336)	3	\$41,335	\$44,585	\$44,600	\$39,100

HISTORICAL BID PRICE LISTING
BY REGION

REGION: C

PAY ITEM	CALENDAR QUARTER	CONTRACT NUMBER	COUNTY LOCATION	PROJECT DESCRIPTION	BID QUANTITY	AWARD PRICE	SECOND BIDDER	THIRD BIDDER	ESTIMATE
TRAFFIC ARM GREATER THAN 50 FOOT, STEEL / U									
702025M	(cont)	23114	MIDDLESEX	0130 (332)	8	\$25,410	\$25,000	\$42,447	\$17,000
TRAFFIC SIGNAL CABLE, 2 CONDUCTOR / LF									
702027P	2023Q2	23119	SOMERSET	NHP-0202 (336)	2,452	\$3.15	\$2.95	\$3.00	\$3.00
		23114	MIDDLESEX	0130 (332)	3,878	\$4.05	\$2.55	\$3.10	\$5.00
TRAFFIC SIGNAL CABLE, 5 CONDUCTOR / LF									
702030P	2023Q2	23119	SOMERSET	NHP-0202 (336)	4,994	\$3.68	\$3.45	\$3.50	\$3.50
		23114	MIDDLESEX	0130 (332)	8,588	\$4.65	\$3.15	\$3.36	\$8.00
TRAFFIC SIGNAL CABLE, 10 CONDUCTOR / LF									
702033P	2023Q2	23119	SOMERSET	NHP-0202 (336)	13,089	\$3.94	\$4.30	\$4.50	\$4.50
		23114	MIDDLESEX	0130 (332)	15,570	\$6.10	\$4.30	\$4.14	\$5.00
TRAFFIC SIGNAL HEAD / U									
702036M	2023Q2	23119	SOMERSET	NHP-0202 (336)	57	\$1,785	\$1,330	\$1,350	\$1,600
		23114	MIDDLESEX	0130 (332)	87	\$1,700	\$1,175	\$1,681	\$1,400
PUSH BUTTON INSTALLATION / U									
702038M	2023Q2	23114	MIDDLESEX	0130 (332)	8	\$1,565	\$1,800	\$1,758	\$2,100
PEDESTRIAN SIGNAL HEAD / U									
702039M	2023Q2	23119	SOMERSET	NHP-0202 (336)	24	\$1,402	\$985	\$1,000	\$1,200
		23114	MIDDLESEX	0130 (332)	52	\$1,165	\$990	\$1,381	\$1,100
PUSH BUTTON / U									
702042M	2023Q2	23119	SOMERSET	NHP-0202 (336)	10	\$630.00	\$475.00	\$500.00	\$550.00

HISTORICAL BID PRICE LISTING
BY REGION

REGION: C

PAY ITEM	CALENDAR QUARTER	CONTRACT NUMBER	COUNTY LOCATION	PROJECT DESCRIPTION	BID QUANTITY	AWARD PRICE	SECOND BIDDER	THIRD BIDDER	ESTIMATE

PUSH BUTTON / U									
702042M	(cont)	23114	MIDDLESEX	0130 (332)	22	\$435.00	\$430.00	\$610.23	\$600.00

IMAGE DETECTOR / U									
702045M	2023Q2	23119	SOMERSET	NHP-0202 (336)	3	\$25,993	\$22,615	\$22,700	\$15,000
		23114	MIDDLESEX	0130 (332)	25	\$10,900	\$6,750	\$7,674	\$18,100

LOOP DETECTOR / LF									
702048M	2023Q1	23442	MERCER	100% STATE	50	\$10.00	\$8.00		\$15.00

GENERATOR AUXILIARY CABINET / U									
702050M	2023Q2	23119	SOMERSET	NHP-0202 (336)	4	\$8,889	\$9,585	\$9,600	\$8,700
		23114	MIDDLESEX	0130 (332)	6	\$11,240	\$10,000	\$8,300	\$8,000

INTERIM TRAFFIC SIGNAL SYSTEM, LOCATION / LS									
702057M	2023Q2	23114	MIDDLESEX	0130 (332)	1	\$6,100	\$7,075	\$10,343	\$10,000
		23114	MIDDLESEX	0130 (332)	1	\$6,100	\$7,025	\$7,757	\$10,000
		23114	MIDDLESEX	0130 (332)	1	\$6,100	\$7,000	\$8,791	\$10,000
		23119	SOMERSET	NHP-0202 (336)	1	\$21,000	\$18,000	\$18,000	\$20,000
		23119	SOMERSET	NHP-0202 (336)	1	\$18,900	\$18,000	\$18,000	\$20,000
		23119	SOMERSET	NHP-0202 (336)	1	\$18,900	\$18,000	\$18,000	\$20,000
		23119	SOMERSET	NHP-0202 (336)	1	\$21,000	\$18,000	\$18,000	\$20,000

CONTROLLER TURN-ON / U									
702060M	2023Q2	23119	SOMERSET	NHP-0202 (336)	4	\$8,033	\$10,800	\$11,000	\$9,800
		23114	MIDDLESEX	0130 (332)	6	\$6,200	\$15,150	\$9,309	\$7,500

HISTORICAL BID PRICE LISTING
 BY REGION

REGION: C

PAY ITEM -----	CALENDAR CONTRACT QUARTER NUMBER -----	COUNTY LOCATION -----	PROJECT DESCRIPTION -----	BID QUANTITY -----	AWARD PRICE -----	SECOND BIDDER -----	THIRD BIDDER -----	ESTIMATE -----
UNINTERRUPTIBLE POWER SUPPLY / U								
702101M	2023Q2 23119	SOMERSET	NHP-0202 (336)	1	\$6,773	\$6,100	\$6,200	\$6,000

HISTORICAL BID PRICE LISTING
 BY REGION

REGION: C

PAY ITEM -----	CALENDAR QUARTER -----	CONTRACT NUMBER -----	COUNTY LOCATION -----	PROJECT DESCRIPTION -----	BID QUANTITY -----	AWARD PRICE -----	SECOND BIDDER -----	THIRD BIDDER -----	ESTIMATE -----
LUMINAIRE / U									
703018M	2023Q2	23119	SOMERSET	NHP-0202 (336)	19	\$2,575	\$2,775	\$2,800	\$2,100
		23114	MIDDLESEX	0130 (332)	23	\$2,265	\$2,575	\$2,689	\$2,000

HISTORICAL BID PRICE LISTING
BY REGION

REGION: C

PAY ITEM	CALENDAR QUARTER	CONTRACT NUMBER	COUNTY LOCATION	PROJECT DESCRIPTION	BID QUANTITY	AWARD PRICE	SECOND BIDDER	THIRD BIDDER	ESTIMATE
ITS CONDUIT, TYPE A / LF									
704002M	2023Q2	23114	MIDDLESEX	0130 (332)	25,937	\$48.55	\$58.00	\$62.06	\$42.00

JUNCTION BOX ITS TYPE A / U									
704003M	2023Q2	23114	MIDDLESEX	0130 (332)	33	\$8,040	\$4,600	\$5,792	\$5,900

FOUNDATION ITS TYPE A / U									
704015M	2023Q2	23114	MIDDLESEX	0130 (332)	1	\$10,205	\$4,075	\$15,514	\$4,300

CONTROLLER MODIFICATIONS, TYPE ___ / U									
704032M	2023Q2	23114	MIDDLESEX	0130 (332)	3	\$26,285	\$22,500	\$23,168	\$21,200
		23114	MIDDLESEX	0130 (332)	7	\$25,780	\$22,400	\$22,599	\$21,200

FIBER OPTIC CABLE TYPE G / LF									
704076P	2023Q2	23114	MIDDLESEX	0130 (332)	29,038	\$7.15	\$14.50	\$7.24	\$8.00

FIBER OPTIC CABLE TYPE E / LF									
704078P	2023Q2	23114	MIDDLESEX	0130 (332)	2,899	\$50.25	\$57.25	\$41.37	\$11.00

HISTORICAL BID PRICE LISTING
 BY REGION

REGION: C

PAY ITEM	CALENDAR QUARTER	CONTRACT NUMBER	COUNTY LOCATION	PROJECT DESCRIPTION	BID QUANTITY	AWARD PRICE	SECOND BIDDER	THIRD BIDDER	ESTIMATE
WIM ROADWAY DEVICES 1 LANES / U									
704189M	2022Q4	23406	MONMOUTH	STATE	4	\$36,642	\$28,000	\$31,500	\$34,494
	2023Q1	23405	MIDDLESEX	STATE	2	\$38,220	\$38,220	\$24,300	\$34,494
	2023Q2	23114	MIDDLESEX	0130 (332)	2	\$31,840	\$43,000	\$35,062	\$39,300

HISTORICAL BID PRICE LISTING
BY REGION

REGION: C

PAY ITEM -----	CALENDAR CONTRACT QUARTER NUMBER -----	COUNTY LOCATION -----	PROJECT DESCRIPTION -----	BID QUANTITY -----	AWARD PRICE -----	SECOND BIDDER -----	THIRD BIDDER -----	ESTIMATE -----
FIBER CROSSCONNECT CABINET / U								
704215M	2023Q2 23114	MIDDLESEX	0130 (332)	1	\$56,150	\$50,000	\$215,027	\$40,900

HISTORICAL BID PRICE LISTING
 BY REGION

REGION: C

PAY ITEM	CALENDAR QUARTER	CONTRACT NUMBER	COUNTY LOCATION	PROJECT DESCRIPTION	BID QUANTITY	AWARD PRICE	SECOND BIDDER	THIRD BIDDER	ESTIMATE

TRIMMING EXISTING TREE, OVER 18" TO 24" / U									
802009M	2022Q3	22147	OCEAN	NHP-0009(331)	2	\$3,577			\$600.00

TRIMMING EXISTING TREE, OVER 24" TO 30" / U									
802012M	2022Q3	22147	OCEAN	NHP-0009(331)	2	\$4,108			\$1,000

TRIMMING EXISTING TREE, OVER 30" TO 36" / U									
802015M	2022Q3	22147	OCEAN	NHP-0009(331)	3	\$4,648			\$1,000

TREE REMOVAL, OVER 12" TO 18" DIAMETER / U									
802024M	2022Q4	22155	SOMERSET	NHPP-0206(335)	1	\$5,546			\$1,600

HISTORICAL BID PRICE LISTING
BY REGION

REGION: C

PAY ITEM	CALENDAR QUARTER	CONTRACT NUMBER	COUNTY LOCATION	PROJECT DESCRIPTION	BID QUANTITY	AWARD PRICE	SECOND BIDDER	THIRD BIDDER	ESTIMATE
TOPSOIL SPREADING ___" THICK / SY									
804000P	2022Q3	22144	OCEAN	NHP-0072 (311)	578	\$14.00	\$10.00		\$7.00
	2022Q4	23406	MONMOUTH	STATE	1,393	\$3.00	\$5.50	\$10.00	\$4.00
		23404	HUNTERDON	STATE	2,972	\$4.00	\$4.00	\$5.00	\$4.10
		23404	HUNTERDON	STATE	5,000	\$0.01	\$0.01	\$0.02	\$5.00
		23406	MONMOUTH	STATE	5,000	\$0.01	\$0.01	\$1.00	\$5.00
	2023Q1	23405	MIDDLESEX	STATE	8,600	\$0.01	\$0.01	\$0.01	\$4.10
	2023Q2	23119	SOMERSET	NHP-0202 (336)	12	\$5.00	\$268.20	\$50.00	\$27.00
		23114	MIDDLESEX	0130 (332)	6,510	\$4.95	\$8.75	\$2.84	\$5.50

BORROW TOPSOIL / CY									
804015P	2022Q4	23406	MONMOUTH	STATE	110	\$25.00	\$35.00	\$40.00	\$50.00
		23404	HUNTERDON	STATE	261	\$25.00	\$25.00	\$20.00	\$50.00
		23404	HUNTERDON	STATE	1,250	\$0.01	\$0.01	\$0.02	\$4.00
		23406	MONMOUTH	STATE	1,250	\$0.01	\$0.01	\$1.00	\$4.00
	2023Q1	23405	MIDDLESEX	STATE	100	\$0.01	\$0.01	\$0.01	\$65.00
	2023Q2	23114	MIDDLESEX	0130 (332)	601	\$5.00	\$55.00	\$56.89	\$50.00

HISTORICAL BID PRICE LISTING
BY REGION

REGION: C

PAY ITEM	CALENDAR QUARTER	CONTRACT NUMBER	COUNTY LOCATION	PROJECT DESCRIPTION	BID QUANTITY	AWARD PRICE	SECOND BIDDER	THIRD BIDDER	ESTIMATE	

TURF REPAIR STRIP / LF										
805003M	2022Q3	22146	HUNTERDON	0078 (334)	300	\$5.00	\$10.00	\$30.00	\$5.00	
		22147	OCEAN	NHP-0009 (331)	2,821	\$33.92			\$5.00	
	2022Q4	23404	HUNTERDON	STATE	2,000	\$4.00	\$4.00	\$2.00	\$6.00	
		23406	MONMOUTH	STATE	2,079	\$3.00	\$3.75	\$3.75	\$5.00	
		23404	HUNTERDON	STATE	5,000	\$0.01	\$0.01	\$0.02	\$2.00	
		23406	MONMOUTH	STATE	5,000	\$0.01	\$0.01	\$1.00	\$2.00	
	2023Q1	23405	MIDDLESEX	STATE	200	\$0.01	\$0.01	\$0.01	\$18.00	

	STABILIZED TURF / SY									
	805005M	2022Q3	22150	MONMOUTH	NHP-0035 (334)	150	\$120.20			\$50.00
22146			HUNTERDON	0078 (334)	202	\$10.00	\$250.00	\$75.00	\$30.00	
22147			OCEAN	NHP-0009 (331)	607	\$126.44			\$60.00	

HISTORICAL BID PRICE LISTING
 BY REGION

REGION: C

PAY ITEM	CALENDAR QUARTER	CONTRACT NUMBER	COUNTY LOCATION	PROJECT DESCRIPTION	BID QUANTITY	AWARD PRICE	SECOND BIDDER	THIRD BIDDER	ESTIMATE

FERTILIZING AND SEEDING, TYPE A / SY									
806003P	2022Q3	22144	OCEAN	NHP-0072 (311)	578	\$1.15	\$5.00		\$3.00
	2022Q4	23404	HUNTERDON	STATE	5,000	\$0.01	\$0.01	\$0.02	\$2.00
		23406	MONMOUTH	STATE	5,000	\$0.01	\$0.01	\$0.10	\$2.00

FERTILIZING AND SEEDING, TYPE A-3 / SY									
806006P	2022Q4	23406	MONMOUTH	STATE	1,393	\$0.55	\$0.60	\$1.00	\$2.00
		23404	HUNTERDON	STATE	2,972	\$0.55	\$0.55	\$1.00	\$1.50
	2023Q1	23405	MIDDLESEX	STATE	8,600	\$0.01	\$0.01	\$0.01	\$1.50
	2023Q2	23119	SOMERSET	NHP-0202 (336)	12	\$1.00	\$140.35	\$50.00	\$2.00
		23114	MIDDLESEX	0130 (332)	6,510	\$1.95	\$0.85	\$1.55	\$2.00

HISTORICAL BID PRICE LISTING
 BY REGION

REGION: C

PAY ITEM	CALENDAR QUARTER	CONTRACT NUMBER	COUNTY LOCATION	PROJECT DESCRIPTION	BID QUANTITY	AWARD PRICE	SECOND BIDDER	THIRD BIDDER	ESTIMATE
-----	-----	-----	-----	-----	-----	-----	-----	-----	-----
TOPSOIL STABILIZATION, TYPE 1 MAT / SY									
807003M	2022Q4	23404	HUNTERDON	STATE	295	\$10.00	\$10.00	\$8.00	\$6.00

HISTORICAL BID PRICE LISTING
 BY REGION

REGION: C

PAY ITEM	CALENDAR QUARTER	CONTRACT NUMBER	COUNTY LOCATION	PROJECT DESCRIPTION	BID QUANTITY	AWARD PRICE	SECOND BIDDER	THIRD BIDDER	ESTIMATE

STRAW MULCHING / SY									
809003M	2022Q3	22144	OCEAN	NHP-0072 (311)	578	\$0.65	\$5.00		\$1.00
	2022Q4	23406	MONMOUTH	STATE	1,393	\$0.55	\$0.60	\$1.00	\$1.50
		23404	HUNTERDON	STATE	2,972	\$0.55	\$0.55	\$0.02	\$1.00
		23404	HUNTERDON	STATE	5,000	\$0.01	\$0.01	\$0.02	\$1.00
		23406	MONMOUTH	STATE	5,000	\$0.01	\$0.01	\$0.10	\$1.00
	2023Q1	23405	MIDDLESEX	STATE	8,600	\$0.01	\$0.01	\$0.01	\$1.00
	2023Q2	23119	SOMERSET	NHP-0202 (336)	12	\$1.00	\$140.35	\$50.00	\$1.00
		23114	MIDDLESEX	0130 (332)	6,510	\$1.16	\$0.85	\$0.88	\$1.00

WOOD MULCHING / SY									
809018M	2023Q1	23405	MIDDLESEX	STATE	7	\$0.01	\$0.01	\$20.00	\$50.00

HISTORICAL BID PRICE LISTING
 BY REGION

REGION: C

PAY ITEM	CALENDAR QUARTER	CONTRACT NUMBER	COUNTY LOCATION	PROJECT DESCRIPTION	BID QUANTITY	AWARD PRICE	SECOND BIDDER	THIRD BIDDER	ESTIMATE
MISCELLANEOUS CONCRETE / CY									
903006M	2023Q1	23446	MONMOUTH	N/A	40	\$250.00	\$1.00		\$300.00

HISTORICAL BID PRICE LISTING
BY REGION

REGION: C

PAY ITEM -----	CALENDAR QUARTER	CONTRACT NUMBER	COUNTY LOCATION	PROJECT DESCRIPTION	BID QUANTITY	AWARD PRICE	SECOND BIDDER	THIRD BIDDER	ESTIMATE
-----	-----	-----	-----	-----	-----	-----	-----	-----	-----
INSPECTION OF UNITS / U									
MMA001M	2023Q1	23446	MONMOUTH	N/A	25	\$1,000	\$1,000		\$1,000

HISTORICAL BID PRICE LISTING
BY REGION

REGION: C

PAY ITEM	CALENDAR QUARTER	CONTRACT NUMBER	COUNTY LOCATION	PROJECT DESCRIPTION	BID QUANTITY	AWARD PRICE	SECOND BIDDER	THIRD BIDDER	ESTIMATE
BRIDGE HEADER REPAIR / LF									
MMB070M	2023Q1	22451	HUNTERDON	NHP-0040 (315)	6,329	\$130.00	\$223.00	\$100.00	\$175.00
REPAIR CONCRETE CURB / LF									
MMB077M	2023Q1	22451	HUNTERDON	NHP-0040 (315)	885	\$65.00	\$100.00	\$55.00	\$145.00
DECK CORROSION INHIBITOR / SY									
MMB086M	2023Q1	22451	HUNTERDON	NHP-0040 (315)	35,747	\$10.00	\$10.00	\$6.00	\$12.00
DECK JOINT RESEAL (SILICON) / LF									
MMB087M	2023Q1	22451	HUNTERDON	NHP-0040 (315)	9,052	\$125.00	\$80.00	\$35.00	\$85.00
BRIDGE DECK CRACK SEALING / LF									
MMB088M	2023Q1	22451	HUNTERDON	NHP-0040 (315)	3,000	\$10.00	\$10.00	\$15.00	\$10.00
DECK JOINT REPAIR / LF									
MMB089M	2023Q1	22451	HUNTERDON	NHP-0040 (315)	9,084	\$125.00	\$200.00	\$65.00	\$150.00
DECK JOINT RESEAL (RUBBER ASPHALT) / LF									
MMB090M	2023Q1	22451	HUNTERDON	NHP-0040 (315)	6,329	\$3.00	\$2.00	\$12.00	\$22.00
CREW COORDINATOR / HOUR									
MMB092M	2022Q4	23435	HUNTERDON	N/A	40	\$140.00	\$140.00	\$140.00	\$140.00
		23429	MIDDLESEX	N/A	250	\$140.00	\$140.00	\$140.00	\$140.00
		23423	HUNTERDON	N/A	500	\$140.00	\$140.00	\$140.00	\$140.00

HISTORICAL BID PRICE LISTING
 BY REGION

REGION: C

PAY ITEM -----	CALENDAR QUARTER	CONTRACT NUMBER	COUNTY LOCATION	PROJECT DESCRIPTION	BID QUANTITY	AWARD PRICE	SECOND BIDDER	THIRD BIDDER	ESTIMATE
-----	-----	-----	-----	-----	-----	-----	-----	-----	-----
CREW COORDINATOR / HOUR									
MMB092M	(cont)	23432	HUNTERDON	N/A	750	\$140.00	\$140.00	\$140.00	\$140.00
		23426	HUNTERDON	N/A	1,000	\$140.00	\$140.00	\$140.00	\$140.00

HISTORICAL BID PRICE LISTING
BY REGION

REGION: C

PAY ITEM	CALENDAR QUARTER	CONTRACT NUMBER	COUNTY LOCATION	PROJECT DESCRIPTION	BID QUANTITY	AWARD PRICE	SECOND BIDDER	THIRD BIDDER	ESTIMATE
LANE CLOSURES / HOUR									
MMB172M	2022Q4	23429	MIDDLESEX	N/A	1,250	\$1.00	\$285.00	\$132.97	\$100.00
		23423	HUNTERDON	N/A	7,400	\$0.01	\$0.01	\$1.00	\$100.00
		23432	HUNTERDON	N/A	7,500	\$157.01	\$0.01	\$1.00	\$100.00
		23435	HUNTERDON	N/A	8,000	\$0.01	\$0.01	\$0.01	\$100.00
		23426	HUNTERDON	N/A	9,000	\$11.28	\$1.00	\$0.01	\$100.00

SOLID WASTE DISPOSAL / DOLL									
MMB173M	2022Q4	23429	MIDDLESEX	N/A	1,000	\$1.00	\$1.00	\$1.00	\$1.00
		23423	HUNTERDON	N/A	10,000	\$1.00	\$1.00	\$1.00	\$1.00
		23426	HUNTERDON	N/A	20,000	\$1.00	\$1.00	\$1.00	\$1.00
		23432	HUNTERDON	N/A	50,000	\$1.00	\$1.00	\$1.00	\$1.00
		23435	HUNTERDON	N/A	100,000	\$1.00	\$1.00	\$1.00	\$1.00

REPAIR CATEGORY "A" / HOUR									
MMB181M	2023Q1	23446	MONMOUTH	N/A	165	\$1,700	\$800		\$1,500

LABOR CREW / HOUR									
MMB186M	2022Q4	23429	MIDDLESEX	N/A	625	\$770.00	\$603.00	\$719.91	\$680.00
		23429	MIDDLESEX	N/A	625	\$350.00	\$503.00	\$564.36	\$585.00
		23429	MIDDLESEX	N/A	625	\$365.00	\$345.00	\$403.55	\$385.00
		23429	MIDDLESEX	N/A	625	\$796.00	\$618.00	\$715.69	\$700.00
		23429	MIDDLESEX	N/A	625	\$800.00	\$622.00	\$782.60	\$675.00
		23429	MIDDLESEX	N/A	625	\$250.00	\$383.00	\$393.50	\$350.00
		23429	MIDDLESEX	N/A	625	\$350.00	\$605.00	\$723.79	\$600.00
		23435	HUNTERDON	N/A	3,000	\$428.69	\$374.76	\$501.00	\$400.00
		23423	HUNTERDON	N/A	7,400	\$566.15	\$595.00	\$652.00	\$510.00
		23423	HUNTERDON	N/A	7,400	\$402.70	\$525.00	\$461.00	\$350.00
		23432	HUNTERDON	N/A	7,500	\$607.47	\$923.00	\$830.00	\$650.00
		23432	HUNTERDON	N/A	7,500	\$607.47	\$700.00	\$790.00	\$650.00
		23435	HUNTERDON	N/A	8,000	\$712.12	\$776.55	\$865.00	\$690.00
		23426	HUNTERDON	N/A	9,000	\$754.74	\$770.00	\$916.00	\$625.00
		23426	HUNTERDON	N/A	9,000	\$214.14	\$230.00	\$208.00	\$237.00

HISTORICAL BID PRICE LISTING
 BY REGION

REGION: C

PAY ITEM	CALENDAR QUARTER	CONTRACT NUMBER	COUNTY LOCATION	PROJECT DESCRIPTION	BID QUANTITY	AWARD PRICE	SECOND BIDDER	THIRD BIDDER	ESTIMATE
RAILROAD SERVICES / DOLL									
MMB188M	2023Q1	22451	HUNTERDON	NHP-0040 (315)	15,000	\$1.00	\$1.00	\$1.00	\$1.00

HISTORICAL BID PRICE LISTING
BY REGION

REGION: C

PAY ITEM	CALENDAR QUARTER	CONTRACT NUMBER	COUNTY LOCATION	PROJECT DESCRIPTION	BID QUANTITY	AWARD PRICE	SECOND BIDDER	THIRD BIDDER	ESTIMATE
CONDUIT CLEARING / LF									
MME002M	2023Q1	23444	MERCER	100% STATE	300	\$10.00	\$15.00	\$60.00	\$5.00
FOUNDATION REMOVAL, ELECTRICAL / U									
MME008M	2023Q1	23442	MERCER	100% STATE	97	\$425.00	\$500.00		\$600.00
TRANSITE JUNCTION BOX REMOVAL / U									
MME009M	2023Q1	23442	MERCER	100% STATE	90	\$400.00	\$800.00		\$600.00
TROUBLESHOOTING / MH									
MME010M	2023Q1	23444	MERCER	100% STATE	200	\$300	\$350	\$1,162	\$250.00
BASE DOOR, TYPE T/C / U									
MME011M	2023Q1	23444	MERCER	100% STATE	5	\$90.00	\$152.00	\$303.00	\$100.00
BASE DOOR, TYPE K / U									
MME012M	2023Q1	23444	MERCER	100% STATE	5	\$95.00	\$158.00	\$315.00	\$95.00
BASE DOOR, TYPE P / U									
MME013M	2023Q1	23444	MERCER	100% STATE	10	\$85.00	\$152.00	\$292.00	\$90.00
PEDESTRIAN LED INSTALLATION / U									
MME015M	2023Q1	23444	MERCER	100% STATE	1	\$3,000	\$375	\$653	\$275.00
HIGHWAY LIGHTING RELAMPING / U									
MME024M	2023Q1	23444	MERCER	100% STATE	50	\$300.00	\$440.00	\$383.00	\$225.00

HISTORICAL BID PRICE LISTING
BY REGION

REGION: C

PAY ITEM	CALENDAR QUARTER	CONTRACT NUMBER	COUNTY LOCATION	PROJECT DESCRIPTION	BID QUANTITY	AWARD PRICE	SECOND BIDDER	THIRD BIDDER	ESTIMATE

BASE DOOR, TYPE L / U									
MME026M	2023Q1	23444	MERCER	100% STATE	20	\$60.00	\$148.00	\$292.00	\$75.00

PEC REPLACEMENT / U									
MME027M	2023Q1	23444	MERCER	100% STATE	5	\$65.00	\$246.00	\$465.00	\$75.00

SIGN LUMINAIRE INSTALLATION / U									
MME055M	2023Q1	23444	MERCER	100% STATE	150	\$2,450	\$2,000	\$3,128	\$2,200

LED TYPE R-ARROW-R / U									
MME068M	2023Q1	23444	MERCER	100% STATE	50	\$125.00	\$245.00	\$400.00	\$100.00

LED TYPE A-ARROW-R / U									
MME069M	2023Q1	23444	MERCER	100% STATE	50	\$125.00	\$248.00	\$400.00	\$100.00

LED TYPE G-ARROW-R / U									
MME070M	2023Q1	23444	MERCER	100% STATE	50	\$125.00	\$248.00	\$400.00	\$100.00

LED TYPE A/G-ARROW-R / U									
MME071M	2023Q1	23444	MERCER	100% STATE	45	\$165.00	\$310.00	\$507.00	\$175.00

TRAFFIC DIRECTORS / MH									
MME084M	2023Q1	23442	MERCER	100% STATE	250	\$100.00	\$115.00		\$85.00

VISOR REPLACEMENT / U									
MME085M	2023Q1	23444	MERCER	100% STATE	45	\$65.00	\$180.00	\$183.00	\$60.00

HISTORICAL BID PRICE LISTING
 BY REGION

REGION: C

PAY ITEM	CALENDAR QUARTER	CONTRACT NUMBER	COUNTY LOCATION	PROJECT DESCRIPTION	BID QUANTITY	AWARD PRICE	SECOND BIDDER	THIRD BIDDER	ESTIMATE
ROADWAY JUNCTION BOX / U									
MME090M	2023Q1	23442	MERCER	100% STATE	1	\$1,500	\$850		\$2,000
LED TYPE 12 RAG / U									
MME091M	2023Q1	23444	MERCER	100% STATE	310	\$450.00	\$450.00	\$993.00	\$350.00
LED TYPE 8 RAG / U									
MME092M	2023Q1	23444	MERCER	100% STATE	260	\$400.00	\$440.00	\$967.00	\$320.00

HISTORICAL BID PRICE LISTING
BY REGION

REGION: C

PAY ITEM	CALENDAR QUARTER	CONTRACT NUMBER	COUNTY LOCATION	PROJECT DESCRIPTION	BID QUANTITY	AWARD PRICE	SECOND BIDDER	THIRD BIDDER	ESTIMATE
TOWER LUMINAIRE INSTALLATION / U									
MME101M	2023Q1	23444	MERCER	100% STATE	1	\$3,500	\$2,225	\$6,699	\$450.00
LIGHTING ASSEMBLIES INSTALLATION / U									
MME102M	2023Q1	23444	MERCER	100% STATE	20	\$500.00	\$585.00	\$942.00	\$425.00
FUSE KITS / U									
MME108M	2023Q1	23444	MERCER	100% STATE	75	\$75.00	\$208.00	\$480.00	\$75.00
FOUNDATION, TYPE PBI / U									
MME122M	2023Q1	23442	MERCER	100% STATE	10	\$500.00	\$325.00		\$500.00
ADA Push Button Installation / U									
MME139M	2023Q1	23444	MERCER	100% STATE	41	\$250.00	\$220.00	\$653.00	\$225.00
RADAR DETECTION SYSTEM, 1 RADAR / U									
MME143M	2023Q1	23405	MIDDLESEX	STATE	2	\$10,490	\$10,490	\$12,200	\$15,000
RADAR DETECTION SYSTEM, 2 RADAR / U									
MME144M	2022Q4	23404	HUNTERDON	STATE	1	\$22,869	\$22,869	\$23,000	\$25,000
	2023Q1	23405	MIDDLESEX	STATE	3	\$20,980	\$20,980	\$21,200	\$25,000
RADAR DETECTION SYSTEM, 3 RADAR / U									
MME145M	2022Q4	23404	HUNTERDON	STATE	1	\$33,360	\$33,360	\$33,000	\$30,000

HISTORICAL BID PRICE LISTING
 BY REGION

REGION: C

PAY ITEM	CALENDAR QUARTER	CONTRACT NUMBER	COUNTY LOCATION	PROJECT DESCRIPTION	BID QUANTITY	AWARD PRICE	SECOND BIDDER	THIRD BIDDER	ESTIMATE

RADAR DETECTION SYSTEM, 3 RADAR / U									
MME145M	2023Q1	23405	MIDDLESEX	STATE	1	\$31,470	\$31,470	\$29,600	\$30,000

RADAR DETECTION SYSTEM, 4 RADAR / U									
MME146M	2022Q4	23404	HUNTERDON	STATE	1	\$46,200	\$46,200	\$43,000	\$40,000
		23406	MONMOUTH	STATE	1	\$41,013	\$54,500	\$60,000	\$40,000
	2023Q1	23405	MIDDLESEX	STATE	3	\$41,960	\$41,960	\$38,400	\$40,000

POLE BRIDGE REPLACEMENT / EACH									
MME149M	2023Q1	23444	MERCER	100% STATE	20	\$3,500	\$2,775	\$2,636	\$2,500

HISTORICAL BID PRICE LISTING
BY REGION

REGION: C

PAY ITEM	CALENDAR QUARTER	CONTRACT NUMBER	COUNTY LOCATION	PROJECT DESCRIPTION	BID QUANTITY	AWARD PRICE	SECOND BIDDER	THIRD BIDDER	ESTIMATE

TRAFFIC CONTROL TRUCK WITH MOUNTED CRASH / DAY									
MMG008M	2022Q4	23404	HUNTERDON	STATE	500	\$1.00	\$1.00	\$0.02	\$200.00
		23406	MONMOUTH	STATE	500	\$1.00	\$0.01	\$10.00	\$200.00

E-Z PASS / DOLL									
MMG009M	2023Q1	22451	HUNTERDON	NHP-0040 (315)	7,293	\$1.00	\$1.00	\$1.00	\$1.00

TELEPHONE SERVICE / DOLL									
MMG010M	2022Q4	23429	MIDDLESEX	N/A	1,000	\$1.00	\$1.00	\$1.00	\$1.00
		23432	HUNTERDON	N/A	1,500	\$1.00	\$1.00	\$1.00	\$1.00
		23435	HUNTERDON	N/A	2,000	\$1.00	\$1.00	\$1.00	\$1.00
		23426	HUNTERDON	N/A	2,500	\$1.00	\$1.00	\$1.00	\$1.00
		23423	HUNTERDON	N/A	3,000	\$1.00	\$1.00	\$1.00	\$1.00
	2023Q1	23446	MONMOUTH	N/A	1,500	\$1.00	\$1.00		\$1.00

DREDGED MATERIAL PROCESSING / CY									
MMG015M	2022Q4	22465	MONMOUTH	STATE	16,623	\$57.76	\$13.15		\$20.00

FIELD OFFICE EQUIPMENT / DOLL									
MMG018M	2023Q1	23446	MONMOUTH	N/A	1,000	\$1.00	\$1.00		\$1.00
		23449	MONMOUTH	N/A	2,500	\$1.00	\$1.00		\$1.00

OVERTIME DIFFERENTIAL (OD) / DOLL									
MMG025M	2022Q4	23429	MIDDLESEX	N/A	20,000	\$1.00	\$1.00	\$1.00	\$1.00
		23432	HUNTERDON	N/A	50,000	\$1.00	\$1.00	\$1.00	\$1.00
		23435	HUNTERDON	N/A	50,000	\$1.00	\$1.00	\$1.00	\$1.00
		23423	HUNTERDON	N/A	100,000	\$1.00	\$1.00	\$1.00	\$1.00
		23426	HUNTERDON	N/A	100,000	\$1.00	\$1.00	\$1.00	\$1.00

HISTORICAL BID PRICE LISTING
BY REGION

REGION: C

PAY ITEM	CALENDAR QUARTER	CONTRACT NUMBER	COUNTY LOCATION	PROJECT DESCRIPTION	BID QUANTITY	AWARD PRICE	SECOND BIDDER	THIRD BIDDER	ESTIMATE
DISPOSAL OF REGULATED MATERIAL / DOLL									
MMG027M	2022Q4	23429	MIDDLESEX	N/A	3,000	\$1.00	\$1.00	\$1.00	\$1.00
		23423	HUNTERDON	N/A	10,000	\$1.00	\$1.00	\$1.00	\$1.00
		23426	HUNTERDON	N/A	20,000	\$1.00	\$1.00	\$1.00	\$1.00
		23432	HUNTERDON	N/A	100,000	\$1.00	\$1.00	\$1.00	\$1.00
		23435	HUNTERDON	N/A	100,000	\$1.00	\$1.00	\$1.00	\$1.00

STEEL POST FOR END TREATMENT / U									
MMG030M	2023Q1	23446	MONMOUTH	N/A	110	\$400.00	\$250.00		\$250.00

ATTACHMENT TO STRUCTURE / LF									
MMG032M	2023Q1	23446	MONMOUTH	N/A	10	\$75.00	\$1.00		\$150.00
		23446	MONMOUTH	N/A	10	\$100.00	\$200.00		\$200.00

ATTACHMENT TO STRUCTURE / U									
MMG033M	2023Q1	23446	MONMOUTH	N/A	10	\$25.00	\$1.00		\$250.00

RIPRAP STONE SLOPE PROTECTION / T									
MMG036M	2022Q4	23404	HUNTERDON	STATE	50	\$1.00	\$1.00	\$0.02	\$55.00
		23406	MONMOUTH	STATE	50	\$1.00	\$0.01	\$55.00	\$55.00

SCOOP TUNNEL VISOR / U									
MMG055M	2023Q1	23444	MERCER	100% STATE	125	\$75.00	\$192.00	\$183.00	\$75.00

CRANE / MH									
MMG056M	2023Q1	23444	MERCER	100% STATE	20	\$500	\$975	\$3,006	\$450.00

DISPOSAL OF REGULATED MATERIAL HAZARDOUS / DOLL									
MMG064M	2022Q4	23429	MIDDLESEX	N/A	3,000	\$1.00	\$1.00	\$1.00	\$1.00

HISTORICAL BID PRICE LISTING
 BY REGION

REGION: C

PAY ITEM	CALENDAR QUARTER	CONTRACT NUMBER	COUNTY LOCATION	PROJECT DESCRIPTION	BID QUANTITY	AWARD PRICE	SECOND BIDDER	THIRD BIDDER	ESTIMATE
DISPOSAL OF REGULATED MATERIAL HAZARDOUS / DOLL		23423	HUNTERDON	N/A	10,000	\$1.00	\$1.00	\$1.00	\$1.00
MMG064M	(cont)	23426	HUNTERDON	N/A	25,000	\$1.00	\$1.00	\$1.00	\$1.00
		23432	HUNTERDON	N/A	50,000	\$1.00	\$1.00	\$1.00	\$1.00
		23435	HUNTERDON	N/A	100,000	\$1.00	\$1.00	\$1.00	\$1.00

DREDGED MATERIAL DEWATERING SITE PREP / LS									
MMG079M	2022Q4	22465	MONMOUTH	STATE	1	\$112,040	\$1,045,538		\$700,000

DREDG, PROCESSING, TRNSPRT, PLACE UPLAND / CY									
MMG094M	2022Q3	22471	MIDDLESEX	STATE	19,071	\$125.75	\$175.00	\$210.00	\$131.00
		23701	MIDDLESEX	N/A	23,468	\$170.00			\$142.00

ADJUSTMENT FACTOR / PCT									
MMG095M	2023Q2	23452	MONMOUTH	N/A	11,520,000	\$0.79	\$0.86	\$0.92	\$1.08

HISTORICAL BID PRICE LISTING
 BY REGION

REGION: C

PAY ITEM	CALENDAR QUARTER	CONTRACT NUMBER	COUNTY LOCATION	PROJECT DESCRIPTION	BID QUANTITY	AWARD PRICE	SECOND BIDDER	THIRD BIDDER	ESTIMATE
LIGHTING CABINET REBUILD / U									
MMG100M	2023Q1	23444	MERCER	100% STATE	20	\$4,140	\$1,750	\$15,756	\$1,800
LUMINAIRE MOUNTING PLATE / U									
MMG101M	2023Q1	23444	MERCER	100% STATE	50	\$235	\$400	\$3,329	\$95.00

HISTORICAL BID PRICE LISTING
 BY REGION

REGION: C

PAY ITEM -----	CALENDAR QUARTER -----	CONTRACT NUMBER -----	COUNTY LOCATION -----	PROJECT DESCRIPTION -----	BID QUANTITY -----	AWARD PRICE -----	SECOND BIDDER -----	THIRD BIDDER -----	ESTIMATE -----
BOLLARD / U									
MMI003M	2023Q1	23442	MERCER	100% STATE	4	\$250.00	\$350.00		\$800.00

HISTORICAL BID PRICE LISTING
BY REGION

REGION: C

PAY ITEM	CALENDAR QUARTER	CONTRACT NUMBER	COUNTY LOCATION	PROJECT DESCRIPTION	BID QUANTITY	AWARD PRICE	SECOND BIDDER	THIRD BIDDER	ESTIMATE

CONSTRUCTION LAYOUT / DAY									
MMR001M	2022Q4	23404	HUNTERDON	STATE	20	\$1.00	\$1.00	\$0.02	\$1,650
		23406	MONMOUTH	STATE	20	\$1.00	\$1.00	\$0.01	\$1,650

MOBILIZATION / U									
MMR004M	2023Q1	23449	MONMOUTH	N/A	18	\$3,000	\$3,000		\$3,000

SPECIAL MOBILIZATION / U									
MMR005M	2023Q1	23449	MONMOUTH	N/A	5	\$1,500	\$1,500		\$1,500
		23446	MONMOUTH	N/A	10	\$2,000	\$2,000		\$2,000

EMERGENCY MOBILIZATION / U									
MMR006M	2022Q4	23404	HUNTERDON	STATE	3	\$10,000	\$10,000	\$10,000	\$10,000
		23406	MONMOUTH	STATE	3	\$10,000	\$10,000	\$10,000	\$10,000
	2023Q1	23449	MONMOUTH	N/A	1	\$2,500	\$2,500		\$2,500
		23446	MONMOUTH	N/A	25	\$5,000	\$5,000		\$5,000

ATTACHMENT TO STRUCTURE, TYPE A / U									
MMR047M	2023Q1	23446	MONMOUTH	N/A	10	\$3,500	\$2,400		\$2,000

ATTACHMENT TO STRUCTURE, TYPE B / U									
MMR048M	2023Q1	23446	MONMOUTH	N/A	10	\$100.00	\$350.00		\$250.00

BUFFER END PIECES FOR END TREATMENTS / U									
MMR055M	2023Q1	23446	MONMOUTH	N/A	30	\$50.00	\$150.00		\$150.00

WOODEN POSTS FOR END TREATMENTS / U									
MMR056M	2023Q1	23446	MONMOUTH	N/A	40	\$500.00	\$100.00		\$250.00

HISTORICAL BID PRICE LISTING
BY REGION

REGION: C

PAY ITEM	CALENDAR QUARTER	CONTRACT NUMBER	COUNTY LOCATION	PROJECT DESCRIPTION	BID QUANTITY	AWARD PRICE	SECOND BIDDER	THIRD BIDDER	ESTIMATE

RAIL ELEMENTS FOR END TREATMENTS / U									
MMR057M	2023Q1	23446	MONMOUTH	N/A	110	\$1,700	\$750		\$1,500

REFLECTIVE SHEETING FOR END TREATMENTS / SF									
MMR058M	2023Q1	23446	MONMOUTH	N/A	75	\$10.00	\$1.00		\$15.00

FLASHING ARROW BOARD, 4' X 8' / DAY									
MMR060M	2022Q4	23404	HUNTERDON	STATE	100	\$1.00	\$1.00	\$0.02	\$50.00
		23406	MONMOUTH	STATE	100	\$1.00	\$1.00	\$1.00	\$50.00

PORTABLE VARIABLE MESSAGE SIGN / DAY									
MMR061M	2022Q4	23404	HUNTERDON	STATE	140	\$1	\$1	\$1,200	\$100.00
		23406	MONMOUTH	STATE	140	\$1.00	\$1.00	\$1.00	\$100.00

REMOVAL OF LONG LIFE PATTERNED CONTRAST / LF									
MMR065M	2022Q4	23412	MONMOUTH	STBGP-FLEX-D00S (630)	5,000	\$0.35	\$1.00		\$1.50

REMOVAL OF TRAFFIC MARKINGS, LINES / LF									
MMR067M	2022Q4	23412	MONMOUTH	STBGP-FLEX-D00S (630)	175,000	\$0.54	\$0.25		\$0.40

NON-VEGETATIVE SURFACE, POLYESTER MATTIN / SY									
MMR073M	2023Q1	23446	MONMOUTH	N/A	100	\$4.00	\$1.00		\$30.00

GUIDE RAIL EXTRUDERS / U									
MMR076M	2023Q1	23446	MONMOUTH	N/A	15	\$800	\$1,000		\$1,000

HISTORICAL BID PRICE LISTING
BY REGION

REGION: C

PAY ITEM	CALENDAR QUARTER	CONTRACT NUMBER	COUNTY LOCATION	PROJECT DESCRIPTION	BID QUANTITY	AWARD PRICE	SECOND BIDDER	THIRD BIDDER	ESTIMATE
MOBILIZATION OF MILL & HMA PAVING EQUIP. / U									
MMR077M	2022Q4	23404	HUNTERDON	STATE	25	\$15,000	\$15,000	\$15,000	\$15,000
		23406	MONMOUTH	STATE	25	\$15,000	\$15,000	\$15,000	\$15,000

CLEARING SITE / LF									
MMR080M	2022Q4	23412	MONMOUTH	STBGP-FLEX-D00S (630)	1,000,000	\$0.01	\$0.05		\$0.10
	2023Q1	23449	MONMOUTH	N/A	30,000	\$0.25	\$0.95		\$0.23

MOBILE RETROREFLECTOMETER SERVICE / LS									
MMR083M	2022Q4	23412	MONMOUTH	STBGP-FLEX-D00S (630)	1	\$95,000	\$86,000		\$95,000

MICROMILLING / SY									
MMR087M	2022Q4	23404	HUNTERDON	STATE	1,000	\$5.00	\$5.00	\$2.00	\$6.35
		23406	MONMOUTH	STATE	1,000	\$5.00	\$2.50	\$7.00	\$6.35

CONCRETE WASHOUT SYSTEM / U									
MMR091M	2022Q4	23404	HUNTERDON	STATE	2	\$2,500	\$2,500	\$2,500	\$2,500
		23406	MONMOUTH	STATE	2	\$2,500	\$2,500	\$2,500	\$2,500
		23404	HUNTERDON	STATE	10	\$1,500	\$1,500	\$1,500	\$1,500
		23406	MONMOUTH	STATE	10	\$1,500	\$1,500	\$1,500	\$1,500

REGRADE BERM / SY									
MMR096M	2022Q4	23404	HUNTERDON	STATE	1,247	\$4.00	\$4.00	\$5.00	\$2.50
		23406	MONMOUTH	STATE	2,192	\$3.00	\$35.00	\$2.70	\$3.00
	2023Q1	23405	MIDDLESEX	STATE	732	\$0.01	\$0.01	\$24.00	\$2.50

HISTORICAL BID PRICE LISTING
 BY REGION

REGION: C

PAY ITEM	CALENDAR QUARTER	CONTRACT NUMBER	COUNTY LOCATION	PROJECT DESCRIPTION	BID QUANTITY	AWARD PRICE	SECOND BIDDER	THIRD BIDDER	ESTIMATE
ASPHALT COLD PATCH / LB									
MMR115M	2023Q1	23446	MONMOUTH	N/A	500	\$4.00	\$1.00		\$2.00

HISTORICAL BID PRICE LISTING
 BY REGION

REGION: N

PAY ITEM	CALENDAR QUARTER	CONTRACT NUMBER	COUNTY LOCATION	PROJECT DESCRIPTION	BID QUANTITY	AWARD PRICE	SECOND BIDDER	THIRD BIDDER	ESTIMATE
-----	-----	-----	-----	-----	-----	-----	-----	-----	-----
FORCE ACCOUNT / DOLL									
109006M	2022Q4	23428	SUSSEX	N/A	250,000	\$1.00	\$1.00	\$1.00	\$1.00
		23425	UNION	N/A	695,000	\$1.00	\$1.00	\$1.00	\$1.00
		23422	UNION	N/A	700,000	\$1.00	\$1.00	\$1.00	\$1.00
		23431	UNION	N/A	2,200,000	\$1.00	\$1.00	\$1.00	\$1.00
		23434	UNION	N/A	3,000,000	\$1.00	\$1.00	\$1.00	\$1.00
	2023Q1	23448	MORRIS	N/A	20,000	\$1.00	\$1.00		\$1.00
		23443	MORRIS	100% STATE	50,000	\$1.00	\$1.00		\$1.00
		23441	BERGEN	100% STATE	90,140	\$1.00	\$1.00		\$1.00
		23402	MORRIS	STATE	100,000	\$1.00	\$1.00	\$1.00	\$1.00
		23403	HUDSON	STATE	100,000	\$1.00	\$1.00	\$1.00	\$1.00
		23445	MORRIS	N/A	300,000	\$1.00	\$1.00		\$1.00
	2023Q2	23468	MORRIS	STATE	80,000	\$1.00	\$1.00	\$1.00	\$1.00

HISTORICAL BID PRICE LISTING
BY REGION

REGION: N

PAY ITEM	CALENDAR QUARTER	CONTRACT NUMBER	COUNTY LOCATION	PROJECT DESCRIPTION	BID QUANTITY	AWARD PRICE	SECOND BIDDER	THIRD BIDDER	ESTIMATE		
PERFORMANCE BOND AND PAYMENT BOND / DOLL											
151006M	2022Q3	22137	UNION	NHP-0022 (353)	1	\$45,000	\$39,000	\$55,000	\$55,000		
		22142	MORRIS	NHP-0080 (335)	1	\$11,735	\$14,000	\$10,400	\$25,000		
		22149	MORRIS	HSIP-0015 (313)	1	\$40,000	\$42,300	\$58,545	\$55,000		
	2022Q4	22143	UNION	NHP-0001 (332)	1	\$31,871	\$31,871	\$34,600	\$75,000		
		22145	WARREN	NHP-0094 (306)	1	\$20,240			\$25,000		
		22148	PASSAIC	NHFP-HWY-0046 (356)	1	\$75,000	\$65,000	\$97,600	\$45,000		
		22152	WARREN	CMAQ-0046 (353)	1	\$20,000	\$9,000	\$15,000	\$30,000		
		22154	MORRIS	NHP-0080 (334)	1	\$27,091	\$27,900	\$20,000	\$45,000		
		23422	UNION	N/A	1	\$0	\$1	\$95,000	\$12,000		
		23425	UNION	N/A	1	\$93,371	\$1	\$229,948	\$50,000		
		23428	SUSSEX	N/A	1	\$1	\$1	\$10,000	\$15,000		
		23431	UNION	N/A	1	\$0	\$1	\$157,101	\$25,000		
		23434	UNION	N/A	1	\$50,000	\$1	\$92,134	\$15,000		
			2023Q1	21410	BERGEN	NHP-D00S (642)	1	\$60,000	\$40,000	\$60,000	\$40,000
				22158	ESSEX	NHP-0280 (337)	1	\$245,000	\$160,000	\$150,000	\$200,000
				22159	BERGEN	NHP-0017 (310)	1	\$19,500	\$18,055	\$17,985	\$25,000
				22160	WARREN	0046996	1	\$15,000			\$30,000
22450	MORRIS			NHP-0040 (314)	1	\$30,000	\$74,000	\$1	\$25,000		
23401	SUSSEX			STATE	1	\$42,100	\$47,500	\$41,842	\$79,600		
23402	MORRIS			STATE	1	\$44,290	\$46,275	\$50,000	\$50,000		
23403	HUDSON			STATE	1	\$39,105	\$47,500	\$42,200	\$47,100		
23443	MORRIS			100% STATE	1	\$13,000	\$7,000		\$6,000		
23445	MORRIS			N/A	1	\$20,310	\$68,757		\$30,000		
23448	MORRIS			N/A	1	\$5,200	\$3,750		\$12,500		
23441	BERGEN	100% STATE	15,000	\$1.00	\$1.00		\$1.00				
	2023Q2	22153	MORRIS	NHP-0023 (329)	1	\$58,845	\$92,000	\$53,964	\$45,000		
		23102	ESSEX	NHP-0078 (336)	1	\$20,000	\$16,700	\$14,855	\$25,000		
		23105	UNION	NHP-0078 (337)	1	\$35,500	\$37,000	\$32,679	\$75,000		
		23106	ESSEX	NHP-0124 (300)	1	\$14,700			\$25,000		
		23109	MORRIS	NHP-0124 (301)	1	\$14,000			\$25,000		
		23110	PASSAIC	NHP-0080 (336)	1	\$27,805	\$27,353	\$32,000	\$45,000		
		23112	MORRIS	NHP-0053 (302)	1	\$38,000	\$28,000	\$38,515	\$45,000		
		23113	WARREN	0046 (999)	1	\$50,000	\$75,000	\$50,000	\$110,000		
		23123	MORRIS	0046997	1	\$165,000	\$120,000	\$101,180	\$75,000		
		23418	MORRIS	CRRSAA-FLEX-D00S (633)	1	\$9,770	\$19,586	\$15,000	\$30,000		

HISTORICAL BID PRICE LISTING
 BY REGION

REGION: N

PAY ITEM -----	CALENDAR CONTRACT QUARTER NUMBER -----	COUNTY LOCATION -----	PROJECT DESCRIPTION -----	BID QUANTITY -----	AWARD PRICE -----	SECOND BIDDER -----	THIRD BIDDER -----	ESTIMATE -----
PERFORMANCE BOND AND PAYMENT BOND / DOLL								
151006M	(cont) 23468	MORRIS	STATE	1	\$6,087	\$1	\$546	\$8,900

HISTORICAL BID PRICE LISTING
BY REGION

REGION: N

PAY ITEM	CALENDAR QUARTER	CONTRACT NUMBER	COUNTY LOCATION	PROJECT DESCRIPTION	BID QUANTITY	AWARD PRICE	SECOND BIDDER	THIRD BIDDER	ESTIMATE
RAILROAD PROTECTIVE LIABILITY INSURANCE / DOLL									
152012P	2022Q4	22148	PASSAIC	NHFP-HWY-0046 (356)	1	\$5,000	\$2,500	\$10,000	\$31,000
	2023Q1	22158	ESSEX	NHP-0280 (337)	1	\$2,522	\$11,000	\$45,000	\$25,000
		22450	MORRIS	NHP-0040 (314)	1	\$20,000	\$20,000	\$1	\$15,000
		23402	MORRIS	STATE	1	\$3,524	\$3,672	\$3,500	\$10,000
		23403	HUDSON	STATE	1	\$2,518	\$3,700	\$1,206	\$10,000
		21410	BERGEN	NHP-D00S (642)	15,000	\$1.00	\$1.00	\$1.00	\$1.00
	2023Q2	23112	MORRIS	NHP-0053 (302)	1	\$2,500	\$3,500	\$1,030	\$280,000
POLLUTION LIABILITY INSURANCE / DOLL									
152015P	2022Q3	22137	UNION	NHP-0022 (353)	1	\$10,000	\$15,000	\$19,000	\$10,000
		22142	MORRIS	NHP-0080 (335)	1	\$7,800	\$0	\$7,900	\$16,000
		22149	MORRIS	HSIP-0015 (313)	1	\$10,000	\$1	\$14,901	\$5,000
	2022Q4	22143	UNION	NHP-0001 (332)	1	\$7,553	\$7,553	\$11,900	\$5,000
		22145	WARREN	NHP-0094 (306)	1	\$15,000			\$2,000
		22148	PASSAIC	NHFP-HWY-0046 (356)	1	\$14,750	\$14,000	\$15,000	\$4,320
		22152	WARREN	CMAQ-0046 (353)	1	\$9,500	\$1	\$3,000	\$425.00
		22154	MORRIS	NHP-0080 (334)	1	\$7,553	\$10,300	\$1	\$5,000
		23422	UNION	N/A	1	\$0.01	\$1.00	\$1.00	\$6,000
		23425	UNION	N/A	1	\$56,382	\$1	\$1	\$12,000
		23428	SUSSEX	N/A	1	\$1	\$1	\$8,000	\$6,500
		23431	UNION	N/A	1	\$0.01	\$1.00	\$0.01	\$5,000
		23434	UNION	N/A	1	\$25,000	\$1	\$1	\$5,000
	2023Q1	21410	BERGEN	NHP-D00S (642)	1	\$18,000	\$10,000	\$10,000	\$15,000
		22158	ESSEX	NHP-0280 (337)	1	\$13,116	\$27,500	\$20,000	\$20,000
		22159	BERGEN	NHP-0017 (310)	1	\$1	\$11,000	\$7,072	\$1,000
		22160	WARREN	0046996	1	\$15,000			\$2,500
		22450	MORRIS	NHP-0040 (314)	1	\$2,500	\$18,000	\$1	\$10,000
		23401	SUSSEX	STATE	1	\$14,000	\$1	\$10,070	\$5,000
		23402	MORRIS	STATE	1	\$10,070	\$15,000	\$1	\$5,000
		23403	HUDSON	STATE	1	\$10,070	\$1	\$15,000	\$5,000
		23445	MORRIS	N/A	1	\$1	\$12,563		\$15,000
		23448	MORRIS	N/A	1	\$4,000	\$18,000		\$5,000

HISTORICAL BID PRICE LISTING
BY REGION

REGION: N

PAY ITEM	CALENDAR QUARTER	CONTRACT NUMBER	COUNTY LOCATION	PROJECT DESCRIPTION	BID QUANTITY	AWARD PRICE	SECOND BIDDER	THIRD BIDDER	ESTIMATE
POLLUTION LIABILITY INSURANCE / DOLL									
152015P	2023Q2	22153	MORRIS	NHP-0023 (329)	1	\$11,700	\$20,000	\$18,338	\$10,000
		23102	ESSEX	NHP-0078 (336)	1	\$0	\$7,545	\$11,660	\$2,000
		23105	UNION	NHP-0078 (337)	1	\$0	\$10,000	\$7,553	\$5,000
		23106	ESSEX	NHP-0124 (300)	1	\$20,000			\$2,000
		23109	MORRIS	NHP-0124 (301)	1	\$5,000			\$15,000
		23110	PASSAIC	NHP-0080 (336)	1	\$1	\$10,070	\$1	\$8,000
		23112	MORRIS	NHP-0053 (302)	1	\$10,000	\$1	\$14,840	\$3,750
		23113	WARREN	0046 (999)	1	\$25,000	\$18,000	\$1	\$4,250
		23123	MORRIS	0046997	1	\$80,000	\$15,000	\$0	\$5,000
		23418	MORRIS	CRRSAA-FLEX-D00S (633)	1	\$10,183	\$12,500	\$5,500	\$15,000
		23468	MORRIS	STATE	1	\$10,402	\$1	\$1	\$5,000

HISTORICAL BID PRICE LISTING
BY REGION

REGION: N

PAY ITEM	CALENDAR QUARTER	CONTRACT NUMBER	COUNTY LOCATION	PROJECT DESCRIPTION	BID QUANTITY	AWARD PRICE	SECOND BIDDER	THIRD BIDDER	ESTIMATE

PROGRESS SCHEDULE / LS									
153003P	2022Q3	22137	UNION	NHP-0022 (353)	1	\$10,000	\$5,000	\$5,500	\$25,000
		22142	MORRIS	NHP-0080 (335)	1	\$7,700	\$3,000	\$1,000	\$6,500
		22149	MORRIS	HSIP-0015 (313)	1	\$7,500	\$16,000	\$3,672	\$25,000
	2022Q4	22143	UNION	NHP-0001 (332)	1	\$5,250	\$5,250	\$8,140	\$15,000
		22145	WARREN	NHP-0094 (306)	1	\$38,000			\$8,000
		22148	PASSAIC	NHFP-HWY-0046 (356)	1	\$5,000	\$7,500	\$6,240	\$10,000
		22152	WARREN	CMAQ-0046 (353)	1	\$5,000	\$9,841	\$25,000	\$7,000
		22154	MORRIS	NHP-0080 (334)	1	\$4,725	\$7,480	\$5,004	\$10,000
	2023Q1	22158	ESSEX	NHP-0280 (337)	1	\$10,089	\$9,500	\$15,000	\$70,000
		22159	BERGEN	NHP-0017 (310)	1	\$1,400	\$8,230	\$5,000	\$8,000
		22160	WARREN	0046996	1	\$38,000			\$7,000
	2023Q2	22153	MORRIS	NHP-0023 (329)	1	\$13,860	\$4,000	\$25,000	\$10,000
		23102	ESSEX	NHP-0078 (336)	1	\$1,500	\$10,750	\$15,000	\$8,000
		23105	UNION	NHP-0078 (337)	1	\$15,000	\$47,000	\$5,250	\$15,000
		23106	ESSEX	NHP-0124 (300)	1	\$38,000			\$8,000
		23109	MORRIS	NHP-0124 (301)	1	\$38,000			\$38,000
		23110	PASSAIC	NHP-0080 (336)	1	\$5,775	\$4,200	\$2,100	\$10,000
		23112	MORRIS	NHP-0053 (302)	1	\$3,000	\$4,500	\$3,200	\$10,000
		23113	WARREN	0046 (999)	1	\$10,000	\$5,000	\$10,000	\$35,000
		23123	MORRIS	0046997	1	\$4,400	\$13,200	\$25,000	\$15,000

PROGRESS SCHEDULE UPDATE / U									
153005M	2022Q3	22142	MORRIS	NHP-0080 (335)	4	\$770.00	\$1.00	\$450.00	\$600.00
		22137	UNION	NHP-0022 (353)	14	\$660.00	\$500.00	\$250.00	\$500.00
		22149	MORRIS	HSIP-0015 (313)	18	\$400.00	\$800.00	\$459.00	\$500.00
	2022Q4	22154	MORRIS	NHP-0080 (334)	4	\$630.00	\$770.00	\$0.02	\$800.00
		22143	UNION	NHP-0001 (332)	5	\$630.00	\$630.00	\$770.00	\$525.00
		22152	WARREN	CMAQ-0046 (353)	8	\$600.00	\$0.02	\$400.00	\$500.00
		22145	WARREN	NHP-0094 (306)	13	\$8,000			\$700.00
		22148	PASSAIC	NHFP-HWY-0046 (356)	15	\$600.00	\$600.00	\$585.00	\$500.00
2023Q1	22160	WARREN	0046996	3	\$8,000			\$500.00	

HISTORICAL BID PRICE LISTING
BY REGION

REGION: N

PAY ITEM	CALENDAR QUARTER	CONTRACT NUMBER	COUNTY LOCATION	PROJECT DESCRIPTION	BID QUANTITY	AWARD PRICE	SECOND BIDDER	THIRD BIDDER	ESTIMATE

PROGRESS SCHEDULE UPDATE / U									
153005M	(cont)	22159	BERGEN	NHP-0017 (310)	5	\$150.00	\$815.00	\$750.00	\$504.00
		22158	ESSEX	NHP-0280 (337)	18	\$706.00	\$250.00	\$600.00	\$1,500
	2023Q2	23105	UNION	NHP-0078 (337)	2	\$1,000	\$850	\$630	\$700.00
		23106	ESSEX	NHP-0124 (300)	2	\$8,000			\$567.99
		23109	MORRIS	NHP-0124 (301)	3	\$8,000			\$8,000
		23102	ESSEX	NHP-0078 (336)	5	\$350.00	\$870.00	\$600.00	\$600.00
		23112	MORRIS	NHP-0053 (302)	6	\$500	\$1,000	\$500	\$1,100
		23110	PASSAIC	NHP-0080 (336)	8	\$640.00	\$630.00	\$375.00	\$1,000
		23113	WARREN	0046 (999)	12	\$1,000	\$500	\$0	\$650.00
		22153	MORRIS	NHP-0023 (329)	15	\$870.00	\$600.00	\$656.50	\$500.00
		23123	MORRIS	0046997	20	\$575	\$3,000	\$0	\$600.00

BAR CHART PROGRESS SCHEDULE AND UPDATES / LS

153009P	2023Q1	23401	SUSSEX	STATE	1	\$3,045	\$1,500	\$2,500	\$5,000
		23402	MORRIS	STATE	1	\$4,500	\$2,565	\$5,000	\$5,000
		23403	HUDSON	STATE	1	\$4,500	\$5,000	\$2,360	\$5,000
	2023Q2	23418	MORRIS	CRRSAA-FLEX-D00S (633)	1	\$1,000	\$2,200	\$5,500	\$1,000

TRAINEES / HOUR

153011M	2022Q3	22149	MORRIS	HSIP-0015 (313)	760	\$0.01	\$0.01	\$1.25	\$1.00
		22137	UNION	NHP-0022 (353)	1,220	\$0.01	\$94.00	\$1.00	\$1.00
		22142	MORRIS	NHP-0080 (335)	2,660	\$2.00	\$0.01	\$1.00	\$11.00
	2022Q4	22143	UNION	NHP-0001 (332)	300	\$1.00	\$1.00	\$1.00	\$1.00
		22154	MORRIS	NHP-0080 (334)	1,050	\$1.00	\$1.00	\$0.02	\$1.00
		22152	WARREN	CMAQ-0046 (353)	2,670	\$0.01	\$0.02	\$0.01	\$1.00
		22148	PASSAIC	NHFP-HWY-0046 (356)	3,590	\$0.01	\$0.01	\$7.80	\$1.00
	2023Q1	22450	MORRIS	NHP-0040 (314)	440	\$50.00	\$1.00	\$95.00	\$1.00
		22158	ESSEX	NHP-0280 (337)	5,660	\$2.00	\$1.00	\$0.01	\$5.50
	2023Q2	22153	MORRIS	NHP-0023 (329)	1,820	\$4.00	\$0.01	\$0.01	\$9.00

HISTORICAL BID PRICE LISTING
 BY REGION

REGION: N

PAY ITEM -----	CALENDAR QUARTER -----	CONTRACT NUMBER -----	COUNTY LOCATION -----	PROJECT DESCRIPTION -----	BID QUANTITY -----	AWARD PRICE -----	SECOND BIDDER -----	THIRD BIDDER -----	ESTIMATE -----
TRAINees / HOUR									
153011M	(cont)	23123	MORRIS	0046997	3,440	\$1.00	\$1.00	\$0.01	\$1.00
		23113	WARREN	0046(999)	3,750	\$12.00	\$0.01	\$0.02	\$1.00

HISTORICAL BID PRICE LISTING
BY REGION

REGION: N

PAY ITEM	CALENDAR QUARTER	CONTRACT NUMBER	COUNTY LOCATION	PROJECT DESCRIPTION	BID QUANTITY	AWARD PRICE	SECOND BIDDER	THIRD BIDDER	ESTIMATE
MOBILIZATION / LS									
154003P	2022Q3	22137	UNION	NHP-0022 (353)	1	\$900,000	\$1,110,000	\$1,084,800	\$960,000
		22142	MORRIS	NHP-0080 (335)	1	\$116,725	\$250,000	\$315,514	\$328,000
		22149	MORRIS	HSIP-0015 (313)	1	\$800,000	\$1,523,000	\$2,229,740	\$575,000
	2022Q4	22143	UNION	NHP-0001 (332)	1	\$325,715	\$325,715	\$828,375	\$1,760,000
		22145	WARREN	NHP-0094 (306)	1	\$400,500			\$380,000
		22148	PASSAIC	NHFP-HWY-0046 (356)	1	\$1,100,000	\$1,300,000	\$1,330,000	\$690,000
		22152	WARREN	CMAQ-0046 (353)	1	\$390,000	\$250,000	\$360,000	\$206,300
		22154	MORRIS	NHP-0080 (334)	1	\$150,000	\$200,811	\$360,000	\$762,000
	2023Q1	21410	BERGEN	NHP-D00S (642)	1	\$625,000	\$420,000	\$770,000	\$500,000
		22158	ESSEX	NHP-0280 (337)	1	\$2,297,000	\$3,322,000	\$3,600,000	\$4,800,000
		22159	BERGEN	NHP-0017 (310)	1	\$583,000	\$163,175	\$434,278	\$370,000
		22160	WARREN	0046996	1	\$267,000			\$216,000
		22450	MORRIS	NHP-0040 (314)	1	\$220,000	\$570,000	\$1,000,000	\$300,000
		23401	SUSSEX	STATE	1	\$144,212	\$545,000	\$735,000	\$786,313
		23402	MORRIS	STATE	1	\$571,560	\$213,400	\$900,000	\$493,352
		23403	HUDSON	STATE	1	\$431,911	\$950,000	\$439,090	\$466,232
		23441	BERGEN	100% STATE	1	\$135,000	\$103,929		\$40,000
		23443	MORRIS	100% STATE	1	\$45,000	\$90,000		\$25,000
		23445	MORRIS	N/A	1	\$211,000	\$50,000		\$670,000
	2023Q2	22153	MORRIS	NHP-0023 (329)	1	\$1,093,252	\$1,293,000	\$2,446,766	\$1,620,900
		23102	ESSEX	NHP-0078 (336)	1	\$465,000	\$305,650	\$424,282	\$450,000
		23105	UNION	NHP-0078 (337)	1	\$1,330,000	\$700,000	\$1,516,295	\$1,500,000
		23106	ESSEX	NHP-0124 (300)	1	\$279,000			\$217,000
		23109	MORRIS	NHP-0124 (301)	1	\$256,000			\$288,000
		23110	PASSAIC	NHP-0080 (336)	1	\$314,134	\$475,000	\$695,000	\$750,000
		23112	MORRIS	NHP-0053 (302)	1	\$585,000	\$685,500	\$1,096,000	\$594,000
		23113	WARREN	0046 (999)	1	\$2,093,917	\$1,575,000	\$1,695,000	\$1,100,000
		23123	MORRIS	0046997	1	\$2,068,450	\$2,010,000	\$2,460,000	\$2,385,000
		23418	MORRIS	CRRSAA-FLEX-D00S (633)	1	\$160,000	\$124,700	\$628,258	\$181,000

HISTORICAL BID PRICE LISTING
BY REGION

REGION: N

PAY ITEM	CALENDAR QUARTER	CONTRACT NUMBER	COUNTY LOCATION	PROJECT DESCRIPTION	BID QUANTITY	AWARD PRICE	SECOND BIDDER	THIRD BIDDER	ESTIMATE

FIELD OFFICE TYPE B SET UP / U									
155006M	2023Q1	23401	SUSSEX	STATE	1	\$38,870	\$11,000	\$35,000	\$20,000
		23402	MORRIS	STATE	1	\$25,500	\$52,775	\$15,500	\$20,000
		23403	HUDSON	STATE	1	\$25,500	\$13,500	\$54,010	\$20,000
	2023Q2	23418	MORRIS	CRRSAA-FLEX-D00S (633)	1	\$39,268	\$20,000	\$35,000	\$15,000

FIELD OFFICE TYPE D SET UP / U									
155012M	2022Q3	22149	MORRIS	HSIP-0015 (313)	1	\$55,000	\$23,000	\$40,447	\$35,000
	2023Q2	23110	PASSAIC	NHP-0080 (336)	1	\$23,220	\$25,000	\$10,500	\$38,000

FIELD OFFICE TYPE E SET UP / U									
155015M	2022Q3	22137	UNION	NHP-0022 (353)	1	\$35,000	\$36,000	\$24,000	\$40,000
		22142	MORRIS	NHP-0080 (335)	1	\$24,100	\$11,000	\$10,000	\$42,000
	2022Q4	22143	UNION	NHP-0001 (332)	1	\$15,000	\$15,000	\$27,110	\$38,000
		22145	WARREN	NHP-0094 (306)	1	\$45,000			\$45,000
		22148	PASSAIC	NHFP-HWY-0046 (356)	1	\$40,000	\$25,000	\$45,500	\$35,000
		22152	WARREN	CMAQ-0046 (353)	1	\$35,000	\$75,000	\$40,000	\$30,000
	2023Q1	22159	BERGEN	NHP-0017 (310)	1	\$16,500	\$30,300	\$12,500	\$38,000
		22450	MORRIS	NHP-0040 (314)	1	\$30,000	\$30,000	\$100,000	\$75,000
	2023Q2	22153	MORRIS	NHP-0023 (329)	1	\$29,900	\$40,000	\$75,000	\$40,100
		23105	UNION	NHP-0078 (337)	1	\$25,000	\$30,000	\$15,000	\$38,000
		23106	ESSEX	NHP-0124 (300)	1	\$46,000			\$45,000
		23109	MORRIS	NHP-0124 (301)	1	\$46,000			\$45,000
		23112	MORRIS	NHP-0053 (302)	1	\$35,000	\$45,000	\$20,363	\$48,000
		23113	WARREN	0046 (999)	1	\$35,000	\$50,000	\$50,000	\$40,000
		23123	MORRIS	0046997	1	\$35,000	\$45,000	\$23,000	\$37,500

FIELD OFFICE TYPE F SET UP / U									
155018M	2022Q4	22154	MORRIS	NHP-0080 (334)	1	\$9,750	\$26,100	\$50,000	\$85,000

HISTORICAL BID PRICE LISTING
BY REGION

REGION: N

PAY ITEM	CALENDAR QUARTER	CONTRACT NUMBER	COUNTY LOCATION	PROJECT DESCRIPTION	BID QUANTITY	AWARD PRICE	SECOND BIDDER	THIRD BIDDER	ESTIMATE

FIELD OFFICE TYPE F SET UP / U									
155018M	2023Q1	21410	BERGEN	NHP-D00S (642)	1	\$30,000	\$30,000	\$40,000	\$125,000
		22158	ESSEX	NHP-0280 (337)	1	\$45,402	\$15,000	\$25,000	\$130,000
		22160	WARREN	0046996	1	\$48,000			\$100,000
	2023Q2	23102	ESSEX	NHP-0078 (336)	1	\$10,000	\$25,990	\$50,000	\$45,000

FIELD OFFICE TYPE B MAINTENANCE / MO									
155024M	2023Q1	23402	MORRIS	STATE	12	\$3,500	\$4,210	\$4,400	\$2,500
		23403	HUDSON	STATE	12	\$3,500	\$4,800	\$4,925	\$2,500
		23401	SUSSEX	STATE	16	\$3,880	\$4,000	\$3,500	\$2,500
	2023Q2	23418	MORRIS	CRRSAA-FLEX-D00S (633)	18	\$4,684	\$5,100	\$5,000	\$1,800

FIELD OFFICE TYPE D MAINTENANCE / MO									
155030M	2022Q3	22149	MORRIS	HSIP-0015 (313)	35	\$4,000	\$5,600	\$3,996	\$3,500
	2023Q2	23110	PASSAIC	NHP-0080 (336)	16	\$3,960	\$3,500	\$5,000	\$4,000

FIELD OFFICE TYPE E MAINTENANCE / MO									
155033M	2022Q3	22142	MORRIS	NHP-0080 (335)	10	\$5,355	\$6,000	\$2,700	\$4,000
		22137	UNION	NHP-0022 (353)	32	\$3,900	\$3,600	\$2,500	\$4,500
	2022Q4	22145	WARREN	NHP-0094 (306)	13	\$8,000			\$3,500
		22143	UNION	NHP-0001 (332)	14	\$3,500	\$3,500	\$5,360	\$4,500
		22152	WARREN	CMAQ-0046 (353)	19	\$3,500	\$1,000	\$3,750	\$3,000
		22148	PASSAIC	NHFP-HWY-0046 (356)	32	\$3,500	\$4,200	\$4,500	\$3,500
	2023Q1	22159	BERGEN	NHP-0017 (310)	9	\$7,350	\$4,630	\$3,750	\$4,600
		22450	MORRIS	NHP-0040 (314)	15	\$2,500	\$3,500	\$3,000	\$5,000
	2023Q2	23106	ESSEX	NHP-0124 (300)	7	\$9,000			\$8,000
		23109	MORRIS	NHP-0124 (301)	7	\$9,000			\$8,000

HISTORICAL BID PRICE LISTING
BY REGION

REGION: N

PAY ITEM	CALENDAR QUARTER	CONTRACT NUMBER	COUNTY LOCATION	PROJECT DESCRIPTION	BID QUANTITY	AWARD PRICE	SECOND BIDDER	THIRD BIDDER	ESTIMATE

FIELD OFFICE TYPE E MAINTENANCE / MO									
155033M	(cont)	23105	UNION	NHP-0078 (337)	8	\$7,100	\$3,150	\$3,500	\$4,500
		23112	MORRIS	NHP-0053 (302)	18	\$3,500	\$4,500	\$4,300	\$5,000
		23113	WARREN	0046 (999)	27	\$3,500	\$3,750	\$3,500	\$4,500
		22153	MORRIS	NHP-0023 (329)	33	\$4,235	\$3,500	\$5,000	\$5,000
		23123	MORRIS	0046997	40	\$3,500	\$3,100	\$3,400	\$3,200

FIELD OFFICE TYPE F MAINTENANCE / MO									
155036M	2022Q4	22154	MORRIS	NHP-0080 (334)	12	\$3,500	\$5,200	\$5,000	\$6,000
	2023Q1	22160	WARREN	0046996	9	\$8,000			\$3,800
		21410	BERGEN	NHP-D00S (642)	15	\$3,500	\$2,500	\$5,600	\$7,000
		22158	ESSEX	NHP-0280 (337)	33	\$3,125	\$2,500	\$5,000	\$4,800
	2023Q2	23102	ESSEX	NHP-0078 (336)	13	\$5,000	\$4,420	\$4,300	\$3,500

HISTORICAL BID PRICE LISTING
 BY REGION

REGION: N

PAY ITEM	CALENDAR QUARTER	CONTRACT NUMBER	COUNTY LOCATION	PROJECT DESCRIPTION	BID QUANTITY	AWARD PRICE	SECOND BIDDER	THIRD BIDDER	ESTIMATE

MATERIALS FIELD LABORATORY SET-UP / U									
156003M	2023Q2	23123	MORRIS	0046997	1	\$20,000	\$45,000	\$45,000	\$21,400

MATERIALS FIELD LABORATORY MAINTENANCE / MO									
156006M	2023Q2	23123	MORRIS	0046997	40	\$1,500	\$3,850	\$4,500	\$1,900

NUCLEAR DENSITY GAUGE / U									
156015M	2022Q4	22148	PASSAIC	NHFP-HWY-0046(356)	1	\$5,000	\$12,000	\$4,000	\$7,500
	2023Q2	23113	WARREN	0046(999)	1	\$8,500	\$10,000	\$5,000	\$4,500
		23123	MORRIS	0046997	1	\$4,000	\$15,800	\$36,000	\$8,000

CONCRETE COMPRESSION TESTING EQUIPMENT / U									
156021M	2023Q2	23123	MORRIS	0046997	1	\$4,000	\$12,000	\$11,000	\$6,200

HISTORICAL BID PRICE LISTING
BY REGION

REGION: N

PAY ITEM	CALENDAR QUARTER	CONTRACT NUMBER	COUNTY LOCATION	PROJECT DESCRIPTION	BID QUANTITY	AWARD PRICE	SECOND BIDDER	THIRD BIDDER	ESTIMATE

CONSTRUCTION LAYOUT / DOLL									
157004M	2022Q3	22137	UNION	NHP-0022 (353)	1	\$110,000	\$496,418	\$95,000	\$185,000
		22142	MORRIS	NHP-0080 (335)	1	\$5,000	\$2,750	\$5,000	\$70,000
		22149	MORRIS	HSIP-0015 (313)	1	\$350,000	\$150,000	\$151,000	\$185,000
	2022Q4	22143	UNION	NHP-0001 (332)	1	\$7,500	\$7,500	\$3,000	\$175,000
		22145	WARREN	NHP-0094 (306)	1	\$38,000			\$70,000
		22148	PASSAIC	NHFP-HWY-0046 (356)	1	\$40,000	\$90,000	\$16,250	\$110,000
		22152	WARREN	CMAQ-0046 (353)	1	\$15,000	\$10,000	\$250,000	\$60,000
		22154	MORRIS	NHP-0080 (334)	1	\$6,500	\$4,000	\$2,000	\$110,000
	2023Q1	22158	ESSEX	NHP-0280 (337)	1	\$145,227	\$300,000	\$500,000	\$600,000
		22159	BERGEN	NHP-0017 (310)	1	\$10,000	\$3,000	\$7,500	\$70,000
		22160	WARREN	0046996	1	\$38,000			\$60,000
		23401	SUSSEX	STATE	1	\$5,000	\$1	\$7,500	\$25,000
		23402	MORRIS	STATE	1	\$7,500	\$5,000	\$24,500	\$25,000
		23403	HUDSON	STATE	1	\$7,500	\$10,500	\$3,000	\$25,000
		23441	BERGEN	100% STATE	1	\$1.00	\$0.01		\$250.00
	2023Q2	22153	MORRIS	NHP-0023 (329)	1	\$15,400	\$35,000	\$68,175	\$110,000
		23102	ESSEX	NHP-0078 (336)	1	\$3,500	\$3,000	\$3,647	\$70,000
		23105	UNION	NHP-0078 (337)	1	\$25,500	\$10,096	\$7,500	\$175,000
		23106	ESSEX	NHP-0124 (300)	1	\$38,000			\$70,000
		23109	MORRIS	NHP-0124 (301)	1	\$38,000			\$70,000
		23110	PASSAIC	NHP-0080 (336)	1	\$5,000	\$7,500	\$13,000	\$110,000
		23112	MORRIS	NHP-0053 (302)	1	\$75,000	\$55,000	\$40,500	\$110,000
		23113	WARREN	0046 (999)	1	\$150,000	\$275,000	\$75,000	\$325,000
		23123	MORRIS	0046997	1	\$138,000	\$65,000	\$132,736	\$175,000

MONUMENT / U									
157006M	2022Q3	22149	MORRIS	HSIP-0015 (313)	3	\$700	\$1,200	\$878	\$1,600
	2023Q2	23112	MORRIS	NHP-0053 (302)	9	\$550	\$1,000	\$1,380	\$870.00

HISTORICAL BID PRICE LISTING
BY REGION

REGION: N

PAY ITEM	CALENDAR QUARTER	CONTRACT NUMBER	COUNTY LOCATION	PROJECT DESCRIPTION	BID QUANTITY	AWARD PRICE	SECOND BIDDER	THIRD BIDDER	ESTIMATE

CAUTION FENCE / LF									
158003M	2022Q4	22145	WARREN	NHP-0094 (306)	2,865	\$43.91			\$9.00

SILT FENCE / LF									
158006M	2022Q4	22145	WARREN	NHP-0094 (306)	85	\$52.20			\$4.00
		22152	WARREN	CMAQ-0046 (353)	203	\$0.01	\$0.02	\$9.00	\$4.00
		22143	UNION	NHP-0001 (332)	500	\$0.01	\$0.01	\$1.00	\$6.00
	2023Q1	22160	WARREN	0046996	400	\$37.89			\$15.00
		23402	MORRIS	STATE	500	\$0.01	\$0.10	\$0.01	\$2.00
		23403	HUDSON	STATE	500	\$0.01	\$0.01	\$0.10	\$2.00
	2023Q2	23106	ESSEX	NHP-0124 (300)	500	\$43.39			\$42.00
		23109	MORRIS	NHP-0124 (301)	500	\$42.55			\$45.00
		23112	MORRIS	NHP-0053 (302)	4,700	\$0.01	\$4.75	\$6.18	\$4.00

HEAVY DUTY SILT FENCE, ORANGE / LF									
158009M	2022Q3	22149	MORRIS	HSIP-0015 (313)	275	\$8.25	\$7.75	\$2.80	\$10.00
		22142	MORRIS	NHP-0080 (335)	1,000	\$0.50	\$0.01	\$25.00	\$11.00
		22137	UNION	NHP-0022 (353)	1,691	\$7.00	\$8.00	\$8.00	\$7.00
	2022Q4	22148	PASSAIC	NHFP-HWY-0046 (356)	3,493	\$5.00	\$7.00	\$14.25	\$7.00
	2023Q1	22160	WARREN	0046996	400	\$49.89			\$8.00
	2023Q2	23110	PASSAIC	NHP-0080 (336)	300	\$2.00	\$1.00	\$0.01	\$5.00
		22153	MORRIS	NHP-0023 (329)	2,004	\$8.10	\$0.01	\$7.60	\$10.00
		23112	MORRIS	NHP-0053 (302)	2,432	\$0.01	\$6.25	\$7.48	\$9.00

HEAVY DUTY SILT FENCE, BLACK / LF									
158012M	2022Q3	22149	MORRIS	HSIP-0015 (313)	7,480	\$7.75	\$7.75	\$7.15	\$9.00
	2023Q1	22160	WARREN	0046996	400	\$47.49			\$8.00

HISTORICAL BID PRICE LISTING
BY REGION

REGION: N

PAY ITEM	CALENDAR QUARTER	CONTRACT NUMBER	COUNTY LOCATION	PROJECT DESCRIPTION	BID QUANTITY	AWARD PRICE	SECOND BIDDER	THIRD BIDDER	ESTIMATE
HEAVY DUTY SILT FENCE, BLACK / LF									
158012M	(cont)	22158	ESSEX	NHP-0280 (337)	732	\$9.00	\$11.00	\$8.00	\$8.00
	2023Q2	23106	ESSEX	NHP-0124 (300)	500	\$52.14			\$20.00
		23109	MORRIS	NHP-0124 (301)	500	\$51.30			\$50.00
		23123	MORRIS	0046997	2,704	\$7.00	\$5.00	\$21.00	\$9.00
		23113	WARREN	0046 (999)	11,034	\$9.00	\$7.00	\$1.00	\$9.00
		22153	MORRIS	NHP-0023 (329)	16,554	\$8.10	\$0.01	\$8.22	\$9.00

HAYBALE / U									
158015M	2022Q3	22142	MORRIS	NHP-0080 (335)	25	\$10.00	\$0.01	\$185.00	\$40.00
		22149	MORRIS	HSIP-0015 (313)	25	\$55.00	\$5.50	\$11.00	\$30.00
	2023Q2	23113	WARREN	0046 (999)	20	\$0.01	\$85.00	\$25.00	\$31.00

INLET FILTER TYPE 2, 2' X 4' / U									
158030M	2022Q3	22149	MORRIS	HSIP-0015 (313)	75	\$200.00	\$55.50	\$43.05	\$70.00
	2022Q4	22154	MORRIS	NHP-0080 (334)	6	\$1.00	\$10.00	\$0.02	\$250.00
		22145	WARREN	NHP-0094 (306)	13	\$432.60			\$145.00
		22152	WARREN	CMAQ-0046 (353)	30	\$100.00	\$0.02	\$250.00	\$66.00
		22143	UNION	NHP-0001 (332)	450	\$89.00	\$89.00	\$10.00	\$100.00
	2023Q1	22160	WARREN	0046996	27	\$620.25			\$22.00
		23403	HUDSON	STATE	153	\$1.00	\$1.00	\$1.00	\$90.00
		23401	SUSSEX	STATE	154	\$10.00	\$25.00	\$1.00	\$45.00
		23402	MORRIS	STATE	170	\$1.00	\$10.00	\$1.00	\$45.00
	2023Q2	23106	ESSEX	NHP-0124 (300)	10	\$636.75			\$240.00
		23418	MORRIS	CRRSAA-FLEX-D00S (633)	20	\$44.73	\$185.00	\$0.01	\$150.00
		23112	MORRIS	NHP-0053 (302)	85	\$100.00	\$100.00	\$103.03	\$125.00
		23123	MORRIS	0046997	92	\$180.00	\$150.00	\$163.00	\$150.00
		23110	PASSAIC	NHP-0080 (336)	120	\$10.00	\$1.00	\$1.00	\$40.00
		23102	ESSEX	NHP-0078 (336)	233	\$1.00	\$10.00	\$50.00	\$75.00
		23105	UNION	NHP-0078 (337)	250	\$10.00	\$85.00	\$1.00	\$100.00

HISTORICAL BID PRICE LISTING
BY REGION

REGION: N

PAY ITEM	CALENDAR QUARTER	CONTRACT NUMBER	COUNTY LOCATION	PROJECT DESCRIPTION	BID QUANTITY	AWARD PRICE	SECOND BIDDER	THIRD BIDDER	ESTIMATE

INLET FILTER TYPE 2, 4' X 4' / U									
158033M	2022Q3	22149	MORRIS	HSIP-0015 (313)	4	\$400.00	\$110.00	\$86.05	\$150.00
		22137	UNION	NHP-0022 (353)	24	\$215.00	\$225.00	\$100.00	\$200.00
	2022Q4	22145	WARREN	NHP-0094 (306)	7	\$584.82			\$200.00
		22143	UNION	NHP-0001 (332)	10	\$178.00	\$178.00	\$11.00	\$195.00
		22148	PASSAIC	NHFP-HWY-0046 (356)	41	\$150.00	\$250.00	\$230.00	\$150.00
		22154	MORRIS	NHP-0080 (334)	165	\$1.00	\$12.00	\$0.02	\$170.00
	2023Q1	23403	HUDSON	STATE	3	\$1.00	\$1.00	\$1.00	\$150.00
		23402	MORRIS	STATE	14	\$1.00	\$12.00	\$1.00	\$60.00
		22160	WARREN	0046996	21	\$728.90			\$32.00
		23401	SUSSEX	STATE	40	\$11.00	\$35.00	\$1.00	\$60.00
		22158	ESSEX	NHP-0280 (337)	51	\$250.00	\$150.00	\$200.00	\$175.00
	2023Q2	23106	ESSEX	NHP-0124 (300)	2	\$700.00			\$300.00
		23418	MORRIS	CRRSAA-FLEX-D00S (633)	10	\$89.45	\$210.00	\$0.01	\$185.00
		23112	MORRIS	NHP-0053 (302)	13	\$120.00	\$165.00	\$150.86	\$175.00
		23123	MORRIS	0046997	15	\$275.00	\$200.00	\$163.00	\$185.00
		23102	ESSEX	NHP-0078 (336)	18	\$1.00	\$11.00	\$100.00	\$120.00
		23105	UNION	NHP-0078 (337)	20	\$10.00	\$170.00	\$1.00	\$195.00
		23113	WARREN	0046 (999)	66	\$225.00	\$200.00	\$0.02	\$88.00
		22153	MORRIS	NHP-0023 (329)	297	\$20.00	\$150.00	\$104.66	\$245.00

TEMPORARY INLET SEDIMENT TRAP / U									
158036M	2022Q4	22145	WARREN	NHP-0094 (306)	20	\$1,149			\$20.00

SEDIMENT CONTROL BAG / SF									
158054M	2023Q1	22158	ESSEX	NHP-0280 (337)	50	\$91.00	\$5.00	\$35.00	\$8.50
	2023Q2	22153	MORRIS	NHP-0023 (329)	50	\$11.55	\$10.00	\$20.20	\$10.00

CONSTRUCTION DRIVEWAY / T									
158060M	2022Q4	22148	PASSAIC	NHFP-HWY-0046 (356)	525	\$70.00	\$35.00	\$155.00	\$60.00

HISTORICAL BID PRICE LISTING
BY REGION

REGION: N

PAY ITEM	CALENDAR QUARTER	CONTRACT NUMBER	COUNTY LOCATION	PROJECT DESCRIPTION	BID QUANTITY	AWARD PRICE	SECOND BIDDER	THIRD BIDDER	ESTIMATE

CONSTRUCTION DRIVEWAY / T									
158060M	2023Q1	22158	ESSEX	NHP-0280 (337)	92	\$29.00	\$125.00	\$60.00	\$52.00
	2023Q2	22153	MORRIS	NHP-0023 (329)	50	\$50.00	\$30.00	\$25.00	\$65.00
		23113	WARREN	0046 (999)	56	\$50.00	\$75.00	\$5.00	\$64.00

CONCRETE WASHOUT SYSTEM / LS									
158063P	2022Q3	22137	UNION	NHP-0022 (353)	1	\$7,500	\$0	\$7,500	\$8,000
		22149	MORRIS	HSIP-0015 (313)	1	\$15,000	\$5,600	\$7,344	\$7,000
	2022Q4	22143	UNION	NHP-0001 (332)	1	\$1,500	\$1,500	\$500	\$5,000
		22145	WARREN	NHP-0094 (306)	1	\$1.00			\$10,000
		22148	PASSAIC	NHFP-HWY-0046 (356)	1	\$5,000	\$10,000	\$13,000	\$10,000
		22152	WARREN	CMAQ-0046 (353)	1	\$5,000	\$10,000	\$10,000	\$5,000
		22154	MORRIS	NHP-0080 (334)	1	\$0.01	\$1.00	\$0.02	\$3,000
	2023Q1	22158	ESSEX	NHP-0280 (337)	1	\$8,752	\$5,000	\$10,000	\$5,000
		22159	BERGEN	NHP-0017 (310)	1	\$1.00	\$10.00	\$1.00	\$4,000
		22160	WARREN	0046996	1	\$1.00			\$15,000
		23401	SUSSEX	STATE	1	\$3,300	\$2,000	\$2,500	\$5,000
		23402	MORRIS	STATE	1	\$2,500	\$3,000	\$11,000	\$5,000
		23403	HUDSON	STATE	1	\$2,500	\$1,000	\$1,500	\$5,000
	2023Q2	22153	MORRIS	NHP-0023 (329)	1	\$3,000	\$20,000	\$50,000	\$8,000
		23105	UNION	NHP-0078 (337)	1	\$125.00	\$400.00	\$100.00	\$5,000
		23110	PASSAIC	NHP-0080 (336)	1	\$1.00	\$500.00	\$0.01	\$6,000
		23112	MORRIS	NHP-0053 (302)	1	\$10,000	\$3,800	\$2,921	\$7,200
		23113	WARREN	0046 (999)	1	\$1,100	\$10,000	\$15,000	\$5,000
		23123	MORRIS	0046997	1	\$5,750	\$5,500	\$0	\$6,000

NOISE CONTROL / LS									
158065P	2023Q1	22158	ESSEX	NHP-0280 (337)	1	\$485,844	\$75,000	\$9,000	\$150,000

OIL-WATER SEPARATOR / U									
158069M	2023Q2	22153	MORRIS	NHP-0023 (329)	1	\$500	\$0	\$6,565	\$7,500

HISTORICAL BID PRICE LISTING
BY REGION

REGION: N

PAY ITEM	CALENDAR QUARTER	CONTRACT NUMBER	COUNTY LOCATION	PROJECT DESCRIPTION	BID QUANTITY	AWARD PRICE	SECOND BIDDER	THIRD BIDDER	ESTIMATE
OIL ONLY EMERGENCY SPILL KIT, TYPE 1 / U									
158072M	2022Q3	22137	UNION	NHP-0022 (353)	2	\$1,200	\$1,200	\$500	\$1,000
		22149	MORRIS	HSIP-0015 (313)	2	\$1,100	\$900	\$1,098	\$600.00
		22142	MORRIS	NHP-0080 (335)	4	\$1	\$0	\$1,200	\$850.00
	2022Q4	22152	WARREN	CMAQ-0046 (353)	1	\$0	\$1,000	\$1,500	\$410.00
		22145	WARREN	NHP-0094 (306)	2	\$2,500			\$850.00
		22148	PASSAIC	NHFP-HWY-0046 (356)	2	\$0	\$1,000	\$975	\$700.00
		22154	MORRIS	NHP-0080 (334)	2	\$100.00	\$150.00	\$500.00	\$1,000
	2023Q1	23445	MORRIS	N/A	1	\$1	\$1,500		\$750.00
		23448	MORRIS	N/A	1	\$1,200	\$1,500		\$1,200
		22158	ESSEX	NHP-0280 (337)	2	\$1,421	\$500	\$1,000	\$1,000
		22159	BERGEN	NHP-0017 (310)	2	\$1.00	\$130.00	\$500.00	\$611.00
		22160	WARREN	0046996	2	\$2,500			\$610.00
		23401	SUSSEX	STATE	2	\$125.00	\$1.00	\$100.00	\$1,500
		23402	MORRIS	STATE	2	\$100.00	\$125.00	\$1.00	\$1,500
		23402	MORRIS	STATE	2	\$1.00	\$150.00	\$0.01	\$1,066
		23403	HUDSON	STATE	2	\$100.00	\$1.00	\$100.00	\$1,500
		23403	HUDSON	STATE	2	\$1.00	\$0.01	\$150.00	\$1,066
	2023Q2	22153	MORRIS	NHP-0023 (329)	1	\$150.00	\$995.00	\$505.00	\$1,000
		23418	MORRIS	CRRSAA-FLEX-D00S (633)	1	\$1,177	\$375	\$0	\$1,000
		23102	ESSEX	NHP-0078 (336)	2	\$1.00	\$160.00	\$500.00	\$825.00
		23106	ESSEX	NHP-0124 (300)	2	\$2,500			\$2,500
		23109	MORRIS	NHP-0124 (301)	2	\$2,500			\$2,500
		23110	PASSAIC	NHP-0080 (336)	2	\$125.00	\$250.00	\$1.00	\$750.00
		23112	MORRIS	NHP-0053 (302)	2	\$0.01	\$995.00	\$512.50	\$1,100
		23113	WARREN	0046 (999)	2	\$1,100	\$1,000	\$100	\$1,000
		23123	MORRIS	0046997	2	\$865	\$1,200	\$0	\$700.00

OIL ONLY EMERGENCY SPILL KIT, TYPE 2 / U									
158075M	2022Q4	22143	UNION	NHP-0001 (332)	2	\$250.00	\$250.00	\$200.00	\$450.00
	2023Q2	23105	UNION	NHP-0078 (337)	2	\$1	\$1,000	\$250	\$450.00

EROSION CONTROL SEDIMENT REMOVAL / CY									
158084M	2022Q3	22137	UNION	NHP-0022 (353)	50	\$5.00	\$14.00	\$10.00	\$45.00

HISTORICAL BID PRICE LISTING
BY REGION

REGION: N

PAY ITEM	CALENDAR QUARTER	CONTRACT NUMBER	COUNTY LOCATION	PROJECT DESCRIPTION	BID QUANTITY	AWARD PRICE	SECOND BIDDER	THIRD BIDDER	ESTIMATE
EROSION CONTROL SEDIMENT REMOVAL / CY									
158084M	(cont)	22149	MORRIS	HSIP-0015 (313)	200	\$1.00	\$53.00	\$1.00	\$28.00
	2022Q4	22143	UNION	NHP-0001 (332)	8	\$25.00	\$25.00	\$20.00	\$100.00
		22152	WARREN	CMAQ-0046 (353)	66	\$0.01	\$0.02	\$1.00	\$35.00
		22148	PASSAIC	NHFP-HWY-0046 (356)	98	\$0.01	\$1.00	\$1.00	\$60.00
	2023Q1	22160	WARREN	0046996	10	\$450.00			\$20.00
		22158	ESSEX	NHP-0280 (337)	53	\$110.00	\$50.00	\$6.00	\$30.00
	2023Q2	23105	UNION	NHP-0078 (337)	5	\$50.00	\$2.00	\$35.00	\$100.00
		23123	MORRIS	0046997	27	\$1.00	\$130.00	\$0.01	\$15.00
		22153	MORRIS	NHP-0023 (329)	50	\$20.00	\$0.01	\$126.52	\$50.00
		23112	MORRIS	NHP-0053 (302)	100	\$0.01	\$85.00	\$165.45	\$13.00
		23113	WARREN	0046 (999)	1,951	\$0.01	\$0.01	\$5.00	\$1.00

HISTORICAL BID PRICE LISTING
BY REGION

REGION: N

PAY ITEM	CALENDAR QUARTER	CONTRACT NUMBER	COUNTY LOCATION	PROJECT DESCRIPTION	BID QUANTITY	AWARD PRICE	SECOND BIDDER	THIRD BIDDER	ESTIMATE		
BREAKAWAY BARRICADE / U											
159003M	2022Q3	22137	UNION	NHP-0022 (353)	30	\$140.00	\$150.00	\$10.00	\$50.00		
		22142	MORRIS	NHP-0080 (335)	50	\$1.00	\$0.01	\$1.00	\$50.00		
		22149	MORRIS	HSIP-0015 (313)	100	\$125.00	\$140.00	\$1.00	\$60.00		
	2022Q4	22145	WARREN	NHP-0094 (306)	50	\$1.00			\$50.00		
		22148	PASSAIC	NHFP-HWY-0046 (356)	50	\$0.01	\$100.00	\$0.01	\$53.00		
		22154	MORRIS	NHP-0080 (334)	50	\$1.00	\$300.00	\$0.02	\$40.00		
		22143	UNION	NHP-0001 (332)	500	\$1.00	\$1.00	\$1.00	\$45.00		
		2023Q1	23441	BERGEN	100% STATE	25	\$125.00	\$0.01		\$2.00	
		22159	BERGEN	NHP-0017 (310)	50	\$1.00	\$1.00	\$125.00	\$3.50		
		22160	WARREN	0046996	50	\$1.00			\$80.00		
		23443	MORRIS	100% STATE	100	\$0.01	\$0.01		\$5.00		
		21410	BERGEN	NHP-D00S (642)	104	\$1.00	\$5.00	\$1.00	\$50.00		
		22450	MORRIS	NHP-0040 (314)	104	\$1.00	\$1.00	\$1.00	\$50.00		
		22158	ESSEX	NHP-0280 (337)	126	\$30.00	\$20.00	\$0.01	\$100.00		
		23401	SUSSEX	STATE	250	\$1.00	\$1.00	\$1.00	\$10.00		
		23402	MORRIS	STATE	250	\$1.00	\$1.00	\$1.00	\$10.00		
		23403	HUDSON	STATE	250	\$1.00	\$1.00	\$1.00	\$10.00		
	2023Q2	23418	MORRIS	CRRSAA-FLEX-D00S (633)	10	\$0	\$350	\$1,500	\$100.00		
		23113	WARREN	0046 (999)	40	\$90.00	\$150.00	\$200.00	\$25.00		
		23102	ESSEX	NHP-0078 (336)	50	\$0.01	\$125.00	\$0.01	\$35.00		
		23112	MORRIS	NHP-0053 (302)	80	\$0.01	\$128.00	\$0.01	\$30.00		
		22153	MORRIS	NHP-0023 (329)	100	\$1.00	\$0.01	\$95.95	\$45.00		
		23106	ESSEX	NHP-0124 (300)	100	\$100.00			\$1.00		
		23109	MORRIS	NHP-0124 (301)	100	\$1.00			\$40.00		
		23110	PASSAIC	NHP-0080 (336)	110	\$1.00	\$1.00	\$1.00	\$10.00		
		23123	MORRIS	0046997	150	\$0.01	\$120.00	\$0.01	\$50.00		
		23105	UNION	NHP-0078 (337)	450	\$1.00	\$1.00	\$1.00	\$45.00		

		DRUM / U									
159006M	2022Q3	22137	UNION	NHP-0022 (353)	60	\$85.00	\$70.00	\$5.00	\$50.00		
		22142	MORRIS	NHP-0080 (335)	100	\$1.00	\$0.01	\$1.00	\$50.00		
		22149	MORRIS	HSIP-0015 (313)	375	\$70.00	\$70.00	\$1.00	\$55.00		
2022Q4	22152	WARREN	CMAQ-0046 (353)	100	\$0.01	\$0.02	\$95.00	\$50.00			

HISTORICAL BID PRICE LISTING
BY REGION

REGION: N

PAY ITEM	CALENDAR QUARTER	CONTRACT NUMBER	COUNTY LOCATION	PROJECT DESCRIPTION	BID QUANTITY	AWARD PRICE	SECOND BIDDER	THIRD BIDDER	ESTIMATE
DRUM / U									
159006M	(cont)	22145	WARREN	NHP-0094 (306)	150	\$75.00			\$40.00
		22148	PASSAIC	NHFP-HWY-0046 (356)	150	\$0.01	\$100.00	\$0.01	\$23.00
		22154	MORRIS	NHP-0080 (334)	200	\$1.00	\$1.00	\$0.02	\$25.00
		22143	UNION	NHP-0001 (332)	500	\$1.00	\$1.00	\$1.00	\$40.00
	2023Q1	23441	BERGEN	100% STATE	25	\$100.00	\$0.01		\$2.00
		21410	BERGEN	NHP-D00S (642)	100	\$1.00	\$5.00	\$1.00	\$20.00
		22450	MORRIS	NHP-0040 (314)	100	\$1.00	\$1.00	\$1.00	\$25.00
		23401	SUSSEX	STATE	100	\$1.00	\$1.00	\$1.00	\$10.00
		23402	MORRIS	STATE	100	\$1.00	\$1.00	\$1.00	\$10.00
		23403	HUDSON	STATE	100	\$1.00	\$1.00	\$1.00	\$10.00
		23443	MORRIS	100% STATE	100	\$0.01	\$0.01		\$5.00
		22159	BERGEN	NHP-0017 (310)	275	\$1.00	\$1.00	\$1.00	\$50.00
		22160	WARREN	0046996	300	\$50.00			\$50.00
		22158	ESSEX	NHP-0280 (337)	328	\$17.00	\$10.00	\$0.01	\$50.00
	2023Q2	23418	MORRIS	CRRSAA-FLEX-D00S (633)	100	\$0.01	\$110.00	\$125.00	\$100.00
		23113	WARREN	0046 (999)	110	\$70.00	\$100.00	\$75.00	\$25.00
		22153	MORRIS	NHP-0023 (329)	300	\$1.00	\$0.01	\$0.01	\$30.00
		23123	MORRIS	0046997	300	\$0.01	\$65.00	\$0.01	\$23.00
		23110	PASSAIC	NHP-0080 (336)	350	\$1.00	\$1.00	\$0.01	\$14.00
		23105	UNION	NHP-0078 (337)	450	\$1.00	\$2.00	\$1.00	\$50.00
		23106	ESSEX	NHP-0124 (300)	500	\$1.00			\$50.00
		23109	MORRIS	NHP-0124 (301)	500	\$1.00			\$30.00
		23112	MORRIS	NHP-0053 (302)	500	\$0.01	\$76.50	\$0.01	\$30.00

TRAFFIC CONE / U									
159009M	2022Q3	22137	UNION	NHP-0022 (353)	60	\$26.00	\$25.00	\$1.00	\$20.00
		22149	MORRIS	HSIP-0015 (313)	500	\$21.00	\$17.50	\$1.00	\$15.00
		22142	MORRIS	NHP-0080 (335)	1,500	\$1.00	\$0.01	\$1.00	\$20.00
	2022Q4	22148	PASSAIC	NHFP-HWY-0046 (356)	150	\$0.01	\$25.00	\$0.01	\$12.00
		22152	WARREN	CMAQ-0046 (353)	250	\$0.01	\$0.02	\$25.00	\$20.00
		22154	MORRIS	NHP-0080 (334)	400	\$25.00	\$45.00	\$0.02	\$10.00
		22143	UNION	NHP-0001 (332)	500	\$20.00	\$20.00	\$1.00	\$15.00
		22145	WARREN	NHP-0094 (306)	1,500	\$25.00			\$10.00

HISTORICAL BID PRICE LISTING
BY REGION

REGION: N

PAY ITEM	CALENDAR QUARTER	CONTRACT NUMBER	COUNTY LOCATION	PROJECT DESCRIPTION	BID QUANTITY	AWARD PRICE	SECOND BIDDER	THIRD BIDDER	ESTIMATE

TRAFFIC CONE / U									
159009M	2023Q1	23441	BERGEN	100% STATE	150	\$15.00	\$0.01		\$2.00
		23443	MORRIS	100% STATE	250	\$0.01			\$5.00
		22158	ESSEX	NHP-0280 (337)	300	\$7.00	\$5.00	\$0.01	\$25.00
		22160	WARREN	0046996	600	\$28.00			\$15.00
		22159	BERGEN	NHP-0017 (310)	1,000	\$1.00	\$1.00	\$1.00	\$1.00
		23403	HUDSON	STATE	1,500	\$1.00	\$1.00	\$1.00	\$10.00
		23401	SUSSEX	STATE	2,000	\$1.00	\$1.00	\$1.00	\$10.00
		23402	MORRIS	STATE	2,000	\$1.00	\$1.00	\$1.00	\$10.00
		21410	BERGEN	NHP-D00S (642)	3,000	\$1.00	\$5.00	\$1.00	\$19.50
		22450	MORRIS	NHP-0040 (314)	3,000	\$1.00	\$1.00	\$1.00	\$20.00
	2023Q2	23113	WARREN	0046 (999)	100	\$15.00	\$25.00	\$50.00	\$10.00
		23418	MORRIS	CRRSAA-FLEX-D00S (633)	100	\$0.01	\$22.00	\$30.00	\$10.00
		22153	MORRIS	NHP-0023 (329)	300	\$47.25	\$0.01	\$20.00	\$20.00
		23102	ESSEX	NHP-0078 (336)	400	\$1.00	\$27.00	\$0.01	\$10.00
		23105	UNION	NHP-0078 (337)	450	\$1.00	\$15.00	\$25.00	\$15.00
		23106	ESSEX	NHP-0124 (300)	1,000	\$30.00			\$25.00
		23110	PASSAIC	NHP-0080 (336)	1,500	\$1.00	\$1.00	\$1.00	\$5.00
		23112	MORRIS	NHP-0053 (302)	1,500	\$0.01	\$20.00	\$0.01	\$5.00
		23123	MORRIS	0046997	1,500	\$0.01	\$25.00	\$0.01	\$12.00
		23109	MORRIS	NHP-0124 (301)	2,000	\$35.00			\$25.00

CONSTRUCTION SIGNS / SF									
159012M	2022Q3	22137	UNION	NHP-0022 (353)	850	\$22.00	\$17.00	\$18.00	\$20.00
		22142	MORRIS	NHP-0080 (335)	1,714	\$2.50	\$16.50	\$15.00	\$20.00
		22149	MORRIS	HSIP-0015 (313)	2,474	\$18.00	\$17.00	\$31.70	\$20.00
	2022Q4	22145	WARREN	NHP-0094 (306)	834	\$21.60			\$15.00
		22152	WARREN	CMAQ-0046 (353)	1,500	\$17.00	\$0.02	\$19.00	\$20.00
		22154	MORRIS	NHP-0080 (334)	1,600	\$17.64	\$18.15	\$0.02	\$16.00
		22148	PASSAIC	NHFP-HWY-0046 (356)	1,817	\$16.00	\$21.00	\$19.50	\$15.00
		22143	UNION	NHP-0001 (332)	2,254	\$16.85	\$16.85	\$20.00	\$25.00
	2023Q1	23443	MORRIS	100% STATE	250	\$0.01	\$0.01		\$3.00
		22160	WARREN	0046996	618	\$23.00			\$20.00
		21410	BERGEN	NHP-D00S (642)	1,000	\$1.00	\$20.00	\$7.00	\$11.00

HISTORICAL BID PRICE LISTING
BY REGION

REGION: N

PAY ITEM	CALENDAR QUARTER	CONTRACT NUMBER	COUNTY LOCATION	PROJECT DESCRIPTION	BID QUANTITY	AWARD PRICE	SECOND BIDDER	THIRD BIDDER	ESTIMATE
CONSTRUCTION SIGNS / SF									
159012M	(cont)	22450	MORRIS	NHP-0040 (314)	1,000	\$1.00	\$1.00	\$20.00	\$10.00
		23441	BERGEN	100% STATE	1,000	\$0.01	\$0.01		\$2.00
		22159	BERGEN	NHP-0017 (310)	1,255	\$1.00	\$19.05	\$17.65	\$10.00
		22158	ESSEX	NHP-0280 (337)	2,298	\$20.00	\$16.00	\$20.00	\$12.00
		23401	SUSSEX	STATE	5,000	\$1.00	\$1.00	\$1.00	\$10.00
		23402	MORRIS	STATE	5,000	\$1.00	\$1.00	\$1.00	\$10.00
		23403	HUDSON	STATE	5,000	\$1.00	\$1.00	\$1.00	\$10.00
	2023Q2	23418	MORRIS	CRRSAA-FLEX-D00S (633)	250	\$0.01	\$20.50	\$30.00	\$15.00
		23112	MORRIS	NHP-0053 (302)	780	\$17.00	\$20.00	\$24.11	\$17.00
		23113	WARREN	0046 (999)	1,392	\$16.00	\$22.00	\$20.00	\$20.00
		23102	ESSEX	NHP-0078 (336)	1,972	\$16.00	\$19.05	\$16.50	\$18.00
		23105	UNION	NHP-0078 (337)	1,972	\$16.00	\$17.00	\$16.85	\$25.00
		23110	PASSAIC	NHP-0080 (336)	2,479	\$16.50	\$16.85	\$16.25	\$15.00
		22153	MORRIS	NHP-0023 (329)	3,010	\$16.50	\$17.00	\$18.36	\$20.00
		23123	MORRIS	0046997	3,082	\$18.50	\$25.00	\$0.01	\$13.00
		23109	MORRIS	NHP-0124 (301)	3,884	\$25.02			\$25.00
		23106	ESSEX	NHP-0124 (300)	4,932	\$29.50			\$22.00

CONSTRUCTION IDENTIFICATION SIGN, 4' X 8 / U									
159015M	2022Q3	22142	MORRIS	NHP-0080 (335)	2	\$825	\$1,050	\$950	\$1,580
		22149	MORRIS	HSIP-0015 (313)	2	\$1,000	\$1,000	\$765	\$1,200
	2022Q4	22143	UNION	NHP-0001 (332)	2	\$1,071	\$1,071	\$825	\$1,250
		22145	WARREN	NHP-0094 (306)	2	\$1,500			\$1,500
		22148	PASSAIC	NHFP-HWY-0046 (356)	2	\$1,000	\$1,000	\$1,235	\$1,100
	2023Q1	22160	WARREN	0046996	2	\$1,500			\$1,230
	2023Q2	23105	UNION	NHP-0078 (337)	2	\$1,000	\$2,000	\$995	\$1,250
		23106	ESSEX	NHP-0124 (300)	2	\$3,000			\$1,500
		23109	MORRIS	NHP-0124 (301)	2	\$2,000			\$1,500
		23112	MORRIS	NHP-0053 (302)	2	\$1,100	\$1,000	\$1,889	\$1,350
		23123	MORRIS	0046997	2	\$1,035	\$4,500	\$3,600	\$1,200

CONSTRUCTION IDENTIFICATION SIGN, 6' X 1 / U									
159018M	2022Q4	22154	MORRIS	NHP-0080 (334)	2	\$1,575	\$1,375	\$500	\$2,000

HISTORICAL BID PRICE LISTING
BY REGION

REGION: N

PAY ITEM	CALENDAR QUARTER	CONTRACT NUMBER	COUNTY LOCATION	PROJECT DESCRIPTION	BID QUANTITY	AWARD PRICE	SECOND BIDDER	THIRD BIDDER	ESTIMATE
CONSTRUCTION IDENTIFICATION SIGN, 6' X 1 / U									
159018M	2023Q1	22159	BERGEN	NHP-0017 (310)	2	\$1,700	\$1,445	\$1,675	\$1,800
		22158	ESSEX	NHP-0280 (337)	4	\$6,989	\$1,000	\$1,500	\$1,200
	2023Q2	23102	ESSEX	NHP-0078 (336)	2	\$2,000	\$1,445	\$1,250	\$1,900
CONSTRUCTION BARRIER CURB / LF									
159021P	2022Q3	22137	UNION	NHP-0022 (353)	1,520	\$135.00	\$82.00	\$175.00	\$105.00
	2023Q1	22158	ESSEX	NHP-0280 (337)	4,940	\$135.00	\$50.00	\$75.00	\$110.00
	2023Q2	23113	WARREN	0046 (999)	880	\$65.00	\$85.00	\$95.00	\$80.00
		22153	MORRIS	NHP-0023 (329)	1,220	\$101.65	\$65.00	\$150.00	\$70.00
		23123	MORRIS	0046997	3,440	\$105.75	\$75.00	\$315.00	\$80.00
ARROW BOARD, 2' X 4' / U									
159024M	2023Q1	22158	ESSEX	NHP-0280 (337)	4	\$1,300	\$500	\$0	\$1,400
ARROW BOARD, 4' X 8' / U									
159027M	2022Q3	22142	MORRIS	NHP-0080 (335)	2	\$50.00	\$800.00	\$1.00	\$1,690
		22137	UNION	NHP-0022 (353)	3	\$2,600	\$6,000	\$500	\$1,000
		22149	MORRIS	HSIP-0015 (313)	3	\$3,000	\$7,700	\$1,500	\$2,000
	2022Q4	22152	WARREN	CMAQ-0046 (353)	2	\$0	\$1,000	\$3,500	\$1,400
		22148	PASSAIC	NHFP-HWY-0046 (356)	3	\$0	\$3,500	\$6,500	\$1,200
		22143	UNION	NHP-0001 (332)	4	\$1.00	\$1.00	\$1.00	\$1,500
		22145	WARREN	NHP-0094 (306)	4	\$2,000			\$1,200
		22154	MORRIS	NHP-0080 (334)	5	\$1.00	\$1.00	\$0.02	\$900.00
	2023Q1	22160	WARREN	0046996	2	\$2,000			\$1,500
		23441	BERGEN	100% STATE	2	\$2,500	\$0		\$10.00
		23443	MORRIS	100% STATE	2	\$1.00	\$6.00		\$10.00
		22158	ESSEX	NHP-0280 (337)	4	\$2,599	\$500	\$2,500	\$2,900

HISTORICAL BID PRICE LISTING
BY REGION

REGION: N

PAY ITEM	CALENDAR QUARTER	CONTRACT NUMBER	COUNTY LOCATION	PROJECT DESCRIPTION	BID QUANTITY	AWARD PRICE	SECOND BIDDER	THIRD BIDDER	ESTIMATE
ARROW BOARD, 4' X 8' / U									
159027M	(cont)	22159	BERGEN	NHP-0017 (310)	4	\$100.00	\$1.00	\$100.00	\$400.00
		23401	SUSSEX	STATE	6	\$1.00	\$100.00	\$1.00	\$500.00
		23402	MORRIS	STATE	6	\$100.00	\$1.00	\$1.00	\$500.00
		23403	HUDSON	STATE	6	\$100.00	\$1.00	\$1.00	\$500.00
		21410	BERGEN	NHP-D00S (642)	8	\$1	\$9	\$1,500	\$1,000
		22450	MORRIS	NHP-0040 (314)	8	\$100	\$1	\$3,500	\$1,000
	2023Q2	23106	ESSEX	NHP-0124 (300)	2	\$10,000			\$2,000
		23109	MORRIS	NHP-0124 (301)	2	\$5,000			\$2,000
		23418	MORRIS	CRRSAA-FLEX-D00S (633)	2	\$0	\$3,650	\$25,000	\$10,000
		23113	WARREN	0046 (999)	3	\$5,000	\$3,500	\$100	\$1,200
		22153	MORRIS	NHP-0023 (329)	4	\$1,000	\$0	\$1	\$1,000
		23105	UNION	NHP-0078 (337)	4	\$1	\$2,500	\$100	\$1,500
		23112	MORRIS	NHP-0053 (302)	4	\$0	\$2,500	\$1	\$1,150
		23102	ESSEX	NHP-0078 (336)	5	\$1.00	\$500.00	\$1.00	\$278.00
		23110	PASSAIC	NHP-0080 (336)	6	\$1.00	\$100.00	\$1.00	\$500.00
		23123	MORRIS	0046997	6	\$1.00	\$500.00	\$0.01	\$1,250

PORTABLE VARIABLE MESSAGE SIGN W/REMOTE / U									
159029M	2023Q1	21410	BERGEN	NHP-D00S (642)	4	\$1	\$500	\$4,000	\$5,000
		22450	MORRIS	NHP-0040 (314)	4	\$500	\$1	\$10,000	\$5,000

PORTABLE VARIABLE MESSAGE SIGN / U									
159030M	2022Q3	22137	UNION	NHP-0022 (353)	3	\$5,200	\$22,000	\$1,000	\$8,000
		22142	MORRIS	NHP-0080 (335)	4	\$100	\$2,750	\$1	\$12,000
		22149	MORRIS	HSIP-0015 (313)	5	\$3,500	\$28,500	\$22,000	\$4,000
	2022Q4	22145	WARREN	NHP-0094 (306)	4	\$18,000			\$8,000
		22148	PASSAIC	NHFP-HWY-0046 (356)	4	\$0	\$7,500	\$19,500	\$8,500
		22152	WARREN	CMAQ-0046 (353)	4	\$0	\$2,000	\$4,000	\$4,000
		22154	MORRIS	NHP-0080 (334)	5	\$1	\$1	\$8,000	\$6,500
		22143	UNION	NHP-0001 (332)	6	\$100.00	\$100.00	\$1.00	\$7,500
	2023Q1	22159	BERGEN	NHP-0017 (310)	2	\$4,500	\$0	\$5,000	\$9,800

HISTORICAL BID PRICE LISTING
BY REGION

REGION: N

PAY ITEM	CALENDAR QUARTER	CONTRACT NUMBER	COUNTY LOCATION	PROJECT DESCRIPTION	BID QUANTITY	AWARD PRICE	SECOND BIDDER	THIRD BIDDER	ESTIMATE
PORTABLE VARIABLE MESSAGE SIGN / U									
159030M	(cont)	22160	WARREN	0046996	2	\$18,000			\$6,500
		22158	ESSEX	NHP-0280 (337)	4	\$4,231	\$1,000	\$4,500	\$9,000
		23401	SUSSEX	STATE	6	\$1	\$8,000	\$5,000	\$4,500
		23402	MORRIS	STATE	6	\$100.00	\$1.00	\$1.00	\$4,500
		23403	HUDSON	STATE	6	\$100	\$5,000	\$1	\$4,500
	2023Q2	23106	ESSEX	NHP-0124 (300)	2	\$22,000			\$26,000
		23112	MORRIS	NHP-0053 (302)	2	\$0	\$7,000	\$10,560	\$6,500
		23418	MORRIS	CRRSAA-FLEX-D00S (633	2	\$2,500	\$10,900	\$7,500	\$10,000
		23113	WARREN	0046 (999)	3	\$12,500	\$5,000	\$25,000	\$9,000
		23102	ESSEX	NHP-0078 (336)	4	\$3,000	\$1	\$1	\$4,800
		23105	UNION	NHP-0078 (337)	4	\$2,200	\$4,000	\$5,000	\$7,500
		23109	MORRIS	NHP-0124 (301)	4	\$18,000			\$18,000
		23110	PASSAIC	NHP-0080 (336)	4	\$5,000	\$100	\$2,200	\$1,500
		23123	MORRIS	0046997	4	\$11,500	\$15,000	\$2,500	\$7,000
		22153	MORRIS	NHP-0023 (329)	5	\$1,000	\$0	\$18,685	\$8,000

PORTABLE TRAILER MOUNTED CCTV CAMERA ASS / U									
159032M	2022Q3	22137	UNION	NHP-0022 (353)	1	\$22,500	\$28,000	\$3,000	\$35,000

TEMPORARY CRASH CUSHION, INERTIAL BARRIE / U									
159042M	2023Q1	22158	ESSEX	NHP-0280 (337)	1	\$3,701	\$2,500	\$7,000	\$7,500

TEMPORARY CRASH CUSHION, INERTIAL BARRIE / U									
159045M	2023Q2	23123	MORRIS	0046997	1	\$10,100	\$8,500	\$4,800	\$6,000

TEMPORARY CRASH CUSHION, INERTIAL BARRIE / U									
159048M	2022Q3	22137	UNION	NHP-0022 (353)	2	\$10,500	\$13,000	\$7,500	\$10,000

TEMPORARY CRASH CUSHION, INERTIAL BARRIE / U									
159054M	2022Q3	22137	UNION	NHP-0022 (353)	1	\$8,000	\$9,000	\$7,500	\$10,000

HISTORICAL BID PRICE LISTING
 BY REGION

REGION: N

PAY ITEM	CALENDAR QUARTER	CONTRACT NUMBER	COUNTY LOCATION	PROJECT DESCRIPTION	BID QUANTITY	AWARD PRICE	SECOND BIDDER	THIRD BIDDER	ESTIMATE

TEMPORARY CRASH CUSHION, INERTIAL BARRIE / U									
159057M	2023Q2	22153	MORRIS	NHP-0023 (329)	3	\$4,644	\$0	\$7,329	\$10,000

TEMP CRASH CUSHION, INERTIAL, 18 MODULES / U									
159059M	2023Q1	22158	ESSEX	NHP-0280 (337)	1	\$6,130	\$2,500	\$15,000	\$12,000

TEMPORARY CRASH CUSHION, INERTIAL BARRIE / U									
159060M	2023Q1	22158	ESSEX	NHP-0280 (337)	1	\$5,870	\$2,500	\$11,000	\$10,000

HISTORICAL BID PRICE LISTING
BY REGION

REGION: N

PAY ITEM	CALENDAR QUARTER	CONTRACT NUMBER	COUNTY LOCATION	PROJECT DESCRIPTION	BID QUANTITY	AWARD PRICE	SECOND BIDDER	THIRD BIDDER	ESTIMATE
TRAFFIC CONTROL TRUCK WITH MOUNTED CRASH / U									
159108M	2022Q3	22142	MORRIS	NHP-0080 (335)	2	\$4,000	\$10,000	\$1	\$18,000
		22137	UNION	NHP-0022 (353)	3	\$12,500	\$75,000	\$2,500	\$6,000
		22149	MORRIS	HSIP-0015 (313)	4	\$15,000	\$60,000	\$2,000	\$10,000
	2022Q4	22145	WARREN	NHP-0094 (306)	2	\$7,500			\$9,000
		22148	PASSAIC	NHFP-HWY-0046 (356)	3	\$0	\$20,000	\$76,330	\$12,000
		22143	UNION	NHP-0001 (332)	4	\$100.00	\$100.00	\$1.00	\$10,000
		22154	MORRIS	NHP-0080 (334)	4	\$1.00	\$1.00	\$0.02	\$10,000
		22152	WARREN	CMAQ-0046 (353)	6	\$0	\$100	\$3,000	\$10,000
	2023Q1	22159	BERGEN	NHP-0017 (310)	2	\$25,000	\$4,000	\$5,000	\$10,000
		22160	WARREN	0046996	2	\$7,500			\$10,000
		23441	BERGEN	100% STATE	2	\$50,000	\$0		\$1,000
		23443	MORRIS	100% STATE	2	\$1.00	\$1.00		\$5.00
		22158	ESSEX	NHP-0280 (337)	4	\$6,249	\$2,000	\$14,000	\$10,000
		23401	SUSSEX	STATE	6	\$1	\$1,000	\$500	\$10,000
		23402	MORRIS	STATE	6	\$100.00	\$1.00	\$100.00	\$10,000
		23403	HUDSON	STATE	6	\$100.00	\$500.00	\$1.00	\$10,000
		21410	BERGEN	NHP-D00S (642)	8	\$1	\$500	\$2,000	\$16,000
		22450	MORRIS	NHP-0040 (314)	8	\$500	\$1	\$25,000	\$15,000
	2023Q2	23105	UNION	NHP-0078 (337)	2	\$60,000	\$75,000	\$5,000	\$10,000
		23106	ESSEX	NHP-0124 (300)	2	\$10,000			\$10,000
		23112	MORRIS	NHP-0053 (302)	2	\$20,000	\$25,000	\$32,200	\$10,000
		23102	ESSEX	NHP-0078 (336)	3	\$6,000	\$1	\$1	\$10,000
		23113	WARREN	0046 (999)	3	\$30,000	\$15,000	\$25,000	\$10,000
		23109	MORRIS	NHP-0124 (301)	4	\$7,500			\$20,000
		23110	PASSAIC	NHP-0080 (336)	4	\$1	\$100	\$12,500	\$10,000
		22153	MORRIS	NHP-0023 (329)	5	\$25,000	\$0	\$1	\$7,500
		23123	MORRIS	0046997	8	\$1	\$25,000	\$0	\$8,000

REMOVABLE BLACK LINE MASKING TAPE, 6" / LF									
159114M	2022Q4	22148	PASSAIC	NHFP-HWY-0046 (356)	500	\$5.20	\$5.00	\$0.85	\$3.50

REMOVABLE BLACK LINE MASKING TAPE, 8" / LF									
159117M	2023Q1	22158	ESSEX	NHP-0280 (337)	2,750	\$5.00	\$2.50	\$3.00	\$4.50

HISTORICAL BID PRICE LISTING
BY REGION

REGION: N

PAY ITEM	CALENDAR QUARTER	CONTRACT NUMBER	COUNTY LOCATION	PROJECT DESCRIPTION	BID QUANTITY	AWARD PRICE	SECOND BIDDER	THIRD BIDDER	ESTIMATE

TEMPORARY PAVEMENT MARKING TAPE, 4" / LF									
159120M	2022Q4	22148	PASSAIC	NHFP-HWY-0046 (356)	500	\$4.25	\$4.00	\$2.35	\$2.50

TEMPORARY PAVEMENT MARKING TAPE, 6" / LF									
159123M	2023Q1	22158	ESSEX	NHP-0280 (337)	159,000	\$3.00	\$1.65	\$0.55	\$2.00

HMA PATCH / T									
159138M	2022Q3	22142	MORRIS	NHP-0080 (335)	22	\$1.00	\$350.00	\$10.00	\$310.00
		22149	MORRIS	HSIP-0015 (313)	50	\$275.00	\$400.00	\$269.35	\$300.00
		22137	UNION	NHP-0022 (353)	200	\$225.00	\$150.00	\$50.00	\$140.00
	2022Q4	22145	WARREN	NHP-0094 (306)	12	\$1,000			\$160.00
		22154	MORRIS	NHP-0080 (334)	35	\$100.00	\$35.00	\$0.02	\$400.00
		22152	WARREN	CMAQ-0046 (353)	50	\$400.00	\$0.02	\$250.00	\$150.00
		22143	UNION	NHP-0001 (332)	450	\$1.00	\$1.00	\$1.00	\$150.00
	2023Q1	22160	WARREN	0046996	6	\$2,000			\$400.00
		22159	BERGEN	NHP-0017 (310)	28	\$150.00	\$1.00	\$150.00	\$213.00
		21410	BERGEN	NHP-D00S (642)	76	\$1,200	\$180	\$750	\$400.00
		22158	ESSEX	NHP-0280 (337)	100	\$565.00	\$50.00	\$275.00	\$150.00
		23401	SUSSEX	STATE	100	\$50.00	\$50.00	\$100.00	\$100.00
		23402	MORRIS	STATE	100	\$95.00	\$40.00	\$1.00	\$95.00
		23403	HUDSON	STATE	100	\$95.00	\$1.00	\$1.00	\$100.00
		22450	MORRIS	NHP-0040 (314)	170	\$180	\$1,200	\$450	\$450.00
	2023Q2	23112	MORRIS	NHP-0053 (302)	1	\$500	\$1,000	\$620	\$250.00
		23102	ESSEX	NHP-0078 (336)	8	\$500.00	\$50.00	\$75.00	\$320.00
		23106	ESSEX	NHP-0124 (300)	12	\$3,500			\$1,000
		23105	UNION	NHP-0078 (337)	15	\$1,000	\$100	\$300	\$150.00
		23123	MORRIS	0046997	60	\$172.50	\$280.00	\$0.01	\$270.00
		23109	MORRIS	NHP-0124 (301)	100	\$700.00			\$1,000
		23110	PASSAIC	NHP-0080 (336)	120	\$60.00	\$100.00	\$70.00	\$200.00
		23418	MORRIS	CRRSAA-FLEX-D00S (633)	200	\$80.85	\$455.00	\$700.00	\$250.00

TRAFFIC DIRECTOR, FLAGGER / HOUR									
159141M	2022Q3	22137	UNION	NHP-0022 (353)	100	\$110.00	\$130.00	\$100.00	\$100.00

HISTORICAL BID PRICE LISTING
BY REGION

REGION: N

PAY ITEM	CALENDAR QUARTER	CONTRACT NUMBER	COUNTY LOCATION	PROJECT DESCRIPTION	BID QUANTITY	AWARD PRICE	SECOND BIDDER	THIRD BIDDER	ESTIMATE

TRAFFIC DIRECTOR, FLAGGER / HOUR									
159141M	(cont)	22149	MORRIS	HSIP-0015 (313)	500	\$85.00	\$102.00	\$140.75	\$75.00
	2022Q4	22148	PASSAIC	NHFP-HWY-0046 (356)	48	\$0.01	\$150.00	\$182.00	\$65.00
		22152	WARREN	CMAQ-0046 (353)	800	\$0.01	\$200.00	\$50.00	\$50.00
		22145	WARREN	NHP-0094 (306)	2,500	\$156.00			\$70.00
	2023Q1	22158	ESSEX	NHP-0280 (337)	100	\$121.00	\$115.00	\$125.00	\$83.00
		23445	MORRIS	N/A	150	\$1.00	\$120.00		\$80.00
		23403	HUDSON	STATE	278	\$90.00	\$150.00	\$177.00	\$150.00
		22160	WARREN	0046996	600	\$156.00			\$50.00
		21410	BERGEN	NHP-D00S (642)	1,000	\$1.00	\$100.00	\$100.00	\$60.00
		23402	MORRIS	STATE	1,000	\$1.00	\$1.00	\$1.00	\$100.00
		23403	HUDSON	STATE	1,000	\$1.00	\$0.01	\$1.00	\$100.00
		23402	MORRIS	STATE	1,274	\$1.00	\$145.00	\$100.00	\$90.00
		22450	MORRIS	NHP-0040 (314)	1,280	\$95.00	\$107.00	\$95.00	\$100.00
		23401	SUSSEX	STATE	1,997	\$139.00	\$103.00	\$1.00	\$90.00
	2023Q2	23123	MORRIS	0046997	40	\$161.00	\$150.00	\$119.00	\$150.00
		22153	MORRIS	NHP-0023 (329)	100	\$10.00	\$150.00	\$136.85	\$25.00
		23418	MORRIS	CRRSAA-FLEX-D00S (633)	100	\$100.00	\$173.50	\$0.01	\$85.00
		23106	ESSEX	NHP-0124 (300)	500	\$170.00			\$150.00
		23112	MORRIS	NHP-0053 (302)	1,000	\$140.00	\$112.68	\$137.86	\$50.00
		23113	WARREN	0046 (999)	1,000	\$0.01	\$110.00	\$275.00	\$138.00
		23109	MORRIS	NHP-0124 (301)	2,000	\$160.00			\$160.00

EMERGENCY TOWING SERVICE / U									
159144M	2022Q4	22148	PASSAIC	NHFP-HWY-0046 (356)	1	\$0	\$1,200	\$1	\$250.00
	2023Q1	23401	SUSSEX	STATE	1	\$200.00	\$1.00	\$1.00	\$5,000
		23402	MORRIS	STATE	1	\$100.00	\$250.00	\$1.00	\$5,000
		23403	HUDSON	STATE	1	\$1.00	\$1.00	\$1.00	\$5,000
		22160	WARREN	0046996	2	\$150.00			\$100.00
		22158	ESSEX	NHP-0280 (337)	130	\$79.00	\$15.00	\$0.01	\$168.00
		22158	ESSEX	NHP-0280 (337)	340	\$212.00	\$5.00	\$160.00	\$147.00
		22158	ESSEX	NHP-0280 (337)	390	\$53.00	\$10.00	\$0.01	\$150.00
	2023Q2	23106	ESSEX	NHP-0124 (300)	4	\$200.00			\$30.00

HISTORICAL BID PRICE LISTING
 BY REGION

REGION: N

PAY ITEM	CALENDAR QUARTER	CONTRACT NUMBER	COUNTY LOCATION	PROJECT DESCRIPTION	BID QUANTITY	AWARD PRICE	SECOND BIDDER	THIRD BIDDER	ESTIMATE
EMERGENCY TOWING SERVICE / U									
159144M	(cont)	23109	MORRIS	NHP-0124 (301)	10	\$200.00			\$150.00

SNOW REMOVAL / LS									
159190M	2022Q3	22137	UNION	NHP-0022 (353)	1	\$2,500	\$11,000	\$10,000	\$10,000
	2023Q1	22158	ESSEX	NHP-0280 (337)	1	\$61,508	\$500	\$0	\$50,000

SNOW PLOWING AND SPREADING / HOUR									
159191P	2023Q1	22158	ESSEX	NHP-0280 (337)	160	\$350.00	\$100.00	\$130.00	\$500.00

HISTORICAL BID PRICE LISTING
BY REGION

REGION: N

PAY ITEM	CALENDAR QUARTER	CONTRACT NUMBER	COUNTY LOCATION	PROJECT DESCRIPTION	BID QUANTITY	AWARD PRICE	SECOND BIDDER	THIRD BIDDER	ESTIMATE

TEMP CRASH CUSH, COMP BAR, TYPE 2, NARR / U									
159200M	2022Q3	22137	UNION	NHP-0022 (353)	3	\$15,000	\$11,000	\$100	\$10,000
	2023Q1	22158	ESSEX	NHP-0280 (337)	3	\$37,980	\$5,000	\$17,000	\$12,500
	2023Q2	23113	WARREN	0046 (999)	1	\$7,500	\$20,000	\$28,000	\$20,000
		23123	MORRIS	0046997	4	\$5,750	\$15,800	\$1	\$10,000

TEMP CRASH CUSH, COMP, TYPE 3, NARROW / U									
159212M	2023Q1	22158	ESSEX	NHP-0280 (337)	1	\$43,151	\$5,000	\$18,000	\$5,025
	2023Q2	22153	MORRIS	NHP-0023 (329)	3	\$32,100	\$6,000	\$5,991	\$15,000
		23123	MORRIS	0046997	11	\$5,750	\$20,150	\$1	\$15,000

CONSTRUCTION ID SIGN, IIJA 6' X 4' / U									
159260M	2023Q1	22158	ESSEX	NHP-0280 (337)	2	\$1,165	\$750	\$1,400	\$1,500
	2023Q2	23112	MORRIS	NHP-0053 (302)	2	\$1,900	\$1,500	\$3,399	\$1,800
		23123	MORRIS	0046997	2	\$1,725	\$4,500	\$3,600	\$800.00

CONSTRUCTION ID SIGN, IIJA 8' X 5' / U									
159262M	2023Q2	22153	MORRIS	NHP-0023 (329)	1	\$1,500	\$2,100	\$3,182	\$2,000
		23102	ESSEX	NHP-0078 (336)	2	\$1,500	\$870	\$750	\$1,500
		23110	PASSAIC	NHP-0080 (336)	2	\$870	\$2,205	\$2,150	\$1,500
		23113	WARREN	0046 (999)	3	\$1,100	\$1,000	\$2,500	\$1,300

HISTORICAL BID PRICE LISTING
BY REGION

REGION: N

PAY ITEM	CALENDAR QUARTER	CONTRACT NUMBER	COUNTY LOCATION	PROJECT DESCRIPTION	BID QUANTITY	AWARD PRICE	SECOND BIDDER	THIRD BIDDER	ESTIMATE

TRAFFIC STRIPES, LATEX, 4" / LF									
159300M	2022Q3	22149	MORRIS	HSIP-0015 (313)	31,300	\$0.27	\$0.30	\$0.30	\$1.00
	2022Q4	22152	WARREN	CMAQ-0046 (353)	4,200	\$0.55	\$0.50	\$0.55	\$0.75
		22143	UNION	NHP-0001 (332)	247,777	\$0.21	\$0.21	\$0.22	\$0.50
		22145	WARREN	NHP-0094 (306)	583,760	\$0.29			\$0.70
	2023Q1	21410	BERGEN	NHP-D00S (642)	1,000	\$1.00	\$1.00	\$2.00	\$4.00
		22450	MORRIS	NHP-0040 (314)	1,000	\$1.00	\$2.00	\$1.50	\$4.00
		23402	MORRIS	STATE	95,113	\$0.23	\$0.55	\$0.25	\$0.25
		23403	HUDSON	STATE	96,763	\$0.24	\$0.25	\$0.76	\$0.31
		23402	MORRIS	STATE	150,000	\$0.23	\$0.25	\$0.25	\$0.53
		23403	HUDSON	STATE	150,000	\$0.24	\$0.25	\$0.25	\$0.53
		22159	BERGEN	NHP-0017 (310)	189,000	\$0.25	\$0.95	\$0.22	\$0.50
		23401	SUSSEX	STATE	338,169	\$0.24	\$0.28	\$0.24	\$0.25
		22160	WARREN	0046996	370,000	\$0.40			\$0.50
	2023Q2	22153	MORRIS	NHP-0023 (329)	20,000	\$0.85	\$0.35	\$0.35	\$1.00
		23113	WARREN	0046 (999)	21,700	\$0.01	\$0.32	\$7.00	\$0.50
		23106	ESSEX	NHP-0124 (300)	85,545	\$0.65			\$0.50
		23112	MORRIS	NHP-0053 (302)	125,000	\$0.25	\$0.25	\$0.29	\$0.50
		23109	MORRIS	NHP-0124 (301)	274,692	\$0.41			\$0.55

TRAFFIC STRIPES, LATEX, 6" / LF									
159301M	2022Q3	22142	MORRIS	NHP-0080 (335)	190,800	\$0.31	\$0.30	\$0.38	\$0.50
	2022Q4	22154	MORRIS	NHP-0080 (334)	308,000	\$0.47	\$0.56	\$0.25	\$0.50
	2023Q1	22158	ESSEX	NHP-0280 (337)	4,000	\$1.00	\$0.50	\$0.50	\$1.00
		23402	MORRIS	STATE	37,500	\$0.27	\$0.25	\$0.27	\$0.56
		23403	HUDSON	STATE	37,500	\$0.26	\$0.25	\$0.25	\$0.56
	2023Q2	23102	ESSEX	NHP-0078 (336)	137,000	\$0.25	\$0.30	\$0.24	\$0.20
		23110	PASSAIC	NHP-0080 (336)	487,500	\$0.30	\$0.24	\$0.25	\$0.50
		23105	UNION	NHP-0078 (337)	528,165	\$0.25	\$0.25	\$0.27	\$0.50

TRAFFIC STRIPES, LATEX, 8" / LF									
159302M	2022Q3	22149	MORRIS	HSIP-0015 (313)	2,500	\$0.33	\$0.40	\$0.35	\$1.00

HISTORICAL BID PRICE LISTING
BY REGION

REGION: N

PAY ITEM	CALENDAR QUARTER	CONTRACT NUMBER	COUNTY LOCATION	PROJECT DESCRIPTION	BID QUANTITY	AWARD PRICE	SECOND BIDDER	THIRD BIDDER	ESTIMATE

TRAFFIC STRIPES, LATEX, 8" / LF									
159302M	(cont)	22142	MORRIS	NHP-0080 (335)	3,000	\$0.01	\$0.01	\$0.25	\$0.75
	2022Q4	22152	WARREN	CMAQ-0046 (353)	770	\$1.10	\$0.02	\$1.00	\$1.00
		22154	MORRIS	NHP-0080 (334)	24,200	\$0.01	\$0.05	\$0.02	\$0.50
	2023Q1	23401	SUSSEX	STATE	4,070	\$0.01	\$0.01	\$0.01	\$0.50
		23403	HUDSON	STATE	8,496	\$0.01	\$0.01	\$0.01	\$0.50
		23402	MORRIS	STATE	10,000	\$0.01	\$0.01	\$0.01	\$0.57
		23403	HUDSON	STATE	10,000	\$0.01	\$0.01	\$0.01	\$0.57
		23402	MORRIS	STATE	20,966	\$0.01	\$0.01	\$0.01	\$0.30
	2023Q2	23112	MORRIS	NHP-0053 (302)	1,600	\$0.01	\$0.25	\$0.30	\$1.00
		23106	ESSEX	NHP-0124 (300)	18,180	\$0.51			\$0.60

TRAFFIC MARKINGS LINES, LATEX, 4" / LF									
159310M	2023Q1	23402	MORRIS	STATE	500	\$1.05	\$0.01	\$1.10	\$1.05
		23403	HUDSON	STATE	500	\$1.05	\$1.00	\$0.01	\$1.05

TRAFFIC MARKINGS LINES, LATEX, 8" / LF									
159312M	2022Q3	22142	MORRIS	NHP-0080 (335)	10,200	\$0.01	\$0.01	\$0.25	\$0.75
	2022Q4	22145	WARREN	NHP-0094 (306)	460	\$1.20			\$1.00
		22152	WARREN	CMAQ-0046 (353)	1,200	\$1.10	\$0.02	\$1.00	\$1.25
		22143	UNION	NHP-0001 (332)	70,284	\$0.01	\$0.01	\$0.01	\$0.50
	2023Q1	23402	MORRIS	STATE	500	\$1.05	\$0.01	\$1.10	\$1.05
		23403	HUDSON	STATE	500	\$1.05	\$1.00	\$0.01	\$1.05
		23403	HUDSON	STATE	1,457	\$0.52	\$0.55	\$0.01	\$1.10
		23402	MORRIS	STATE	2,896	\$0.52	\$0.01	\$0.45	\$0.25
		23401	SUSSEX	STATE	3,429	\$0.01	\$0.30	\$0.31	\$0.30
		22160	WARREN	0046996	4,000	\$0.42			\$0.50
		22159	BERGEN	NHP-0017 (310)	14,000	\$0.01	\$0.01	\$0.01	\$1.00
	2023Q2	23106	ESSEX	NHP-0124 (300)	1,110	\$0.51			\$0.60

HISTORICAL BID PRICE LISTING
BY REGION

REGION: N

PAY ITEM	CALENDAR QUARTER	CONTRACT NUMBER	COUNTY LOCATION	PROJECT DESCRIPTION	BID QUANTITY	AWARD PRICE	SECOND BIDDER	THIRD BIDDER	ESTIMATE

TRAFFIC MARKINGS LINES, LATEX, 8" / LF									
159312M	(cont)	23102	ESSEX	NHP-0078 (336)	5,450	\$0.01	\$0.01	\$0.01	\$0.30
		23109	MORRIS	NHP-0124 (301)	14,120	\$0.36			\$0.55
		23110	PASSAIC	NHP-0080 (336)	15,125	\$0.01	\$0.01	\$0.01	\$1.00
		23105	UNION	NHP-0078 (337)	42,498	\$0.01	\$0.02	\$0.01	\$0.50

TRAFFIC MARKINGS LINES, LATEX, 12" / LF									
159313M	2023Q1	22160	WARREN	0046996	400	\$0.63			\$0.50

TRAFFIC MARKINGS LINES, LATEX, 24" / LF									
159314M	2022Q3	22149	MORRIS	HSIP-0015 (313)	1,800	\$1.10	\$1.10	\$1.00	\$3.00
		22142	MORRIS	NHP-0080 (335)	2,700	\$0.01	\$1.10	\$0.50	\$1.50
	2022Q4	22145	WARREN	NHP-0094 (306)	200	\$2.40			\$1.50
		22152	WARREN	CMAQ-0046 (353)	360	\$3.30	\$3.00	\$3.00	\$2.00
		22154	MORRIS	NHP-0080 (334)	1,200	\$0.16	\$0.10	\$0.02	\$1.00
		22143	UNION	NHP-0001 (332)	26,307	\$0.01	\$0.01	\$0.01	\$3.00
	2023Q1	23402	MORRIS	STATE	2,500	\$1.26	\$0.01	\$1.10	\$1.35
		23403	HUDSON	STATE	2,500	\$1.05	\$1.00	\$0.01	\$1.35
		22159	BERGEN	NHP-0017 (310)	3,400	\$0.55	\$0.01	\$0.55	\$1.50
		22160	WARREN	0046996	4,000	\$0.94			\$0.50
		23403	HUDSON	STATE	4,380	\$0.73	\$0.75	\$0.01	\$1.65
		23402	MORRIS	STATE	5,275	\$0.78	\$0.01	\$0.60	\$1.25
		23401	SUSSEX	STATE	6,810	\$0.01	\$0.55	\$0.52	\$1.60
	2023Q2	23112	MORRIS	NHP-0053 (302)	2,000	\$0.80	\$0.25	\$1.00	\$2.00
		23102	ESSEX	NHP-0078 (336)	2,115	\$0.01	\$0.01	\$0.01	\$1.50
		23106	ESSEX	NHP-0124 (300)	4,725	\$1.25			\$2.30
		23109	MORRIS	NHP-0124 (301)	8,706	\$1.06			\$0.90
		23110	PASSAIC	NHP-0080 (336)	12,250	\$0.01	\$0.26	\$0.30	\$0.50
		23105	UNION	NHP-0078 (337)	19,470	\$0.50	\$0.55	\$0.27	\$0.75

TRAFFIC MARKINGS SYMBOLS, LATEX / SF									
159320M	2022Q3	22142	MORRIS	NHP-0080 (335)	240	\$2.20	\$1.65	\$1.00	\$1.50

HISTORICAL BID PRICE LISTING
BY REGION

REGION: N

PAY ITEM	CALENDAR QUARTER	CONTRACT NUMBER	COUNTY LOCATION	PROJECT DESCRIPTION	BID QUANTITY	AWARD PRICE	SECOND BIDDER	THIRD BIDDER	ESTIMATE
TRAFFIC MARKINGS	SYMBOLS,	LATEX / SF							
159320M	(cont)	22149	MORRIS	HSIP-0015 (313)	3,500	\$1.37	\$1.45	\$1.35	\$3.00
	2022Q4	22152	WARREN	CMAQ-0046 (353)	300	\$4.40	\$0.02	\$4.00	\$3.00
		22143	UNION	NHP-0001 (332)	13,680	\$0.01	\$0.01	\$0.01	\$2.00
	2023Q1	22159	BERGEN	NHP-0017 (310)	1,000	\$0.55	\$0.01	\$0.55	\$1.50
		23402	MORRIS	STATE	1,250	\$1.57	\$0.01	\$1.50	\$2.46
		23403	HUDSON	STATE	1,250	\$1.05	\$1.00	\$0.01	\$2.46
		23403	HUDSON	STATE	1,261	\$0.73	\$0.75	\$0.01	\$1.80
		23402	MORRIS	STATE	1,970	\$1.26	\$0.01	\$1.10	\$1.50
		23401	SUSSEX	STATE	2,533	\$0.01	\$0.55	\$0.52	\$1.50
		22160	WARREN	0046996	4,000	\$1.25			\$0.50
	2023Q2	23112	MORRIS	NHP-0053 (302)	800	\$1.10	\$3.32	\$1.40	\$3.00
		23106	ESSEX	NHP-0124 (300)	1,350	\$2.50			\$1.30
		23109	MORRIS	NHP-0124 (301)	13,920	\$1.06			\$1.30

HISTORICAL BID PRICE LISTING
BY REGION

REGION: N

PAY ITEM	CALENDAR QUARTER	CONTRACT NUMBER	COUNTY LOCATION	PROJECT DESCRIPTION	BID QUANTITY	AWARD PRICE	SECOND BIDDER	THIRD BIDDER	ESTIMATE
FUEL PRICE ADJUSTMENT / DOLL									
160004M	2022Q3	22137	UNION	NHP-0022 (353)	1	\$15,000	\$15,000	\$15,000	\$15,000
		22142	MORRIS	NHP-0080 (335)	1	\$800.00	\$800.00	\$800.00	\$800.00
		22149	MORRIS	HSIP-0015 (313)	1	\$14,600	\$14,600	\$14,600	\$14,600
	2022Q4	22143	UNION	NHP-0001 (332)	1	\$26,400	\$26,400	\$26,400	\$26,400
		22145	WARREN	NHP-0094 (306)	1	\$300.00			\$300.00
		22148	PASSAIC	NHFP-HWY-0046 (356)	1	\$4,300	\$4,300	\$4,300	\$4,300
		22152	WARREN	CMAQ-0046 (353)	1	\$1,700	\$1,700	\$1,700	\$1,700
		22154	MORRIS	NHP-0080 (334)	1	\$12,800	\$12,800	\$12,800	\$12,800
	2023Q1	22158	ESSEX	NHP-0280 (337)	1	\$11,000	\$11,000	\$11,000	\$11,000
		22159	BERGEN	NHP-0017 (310)	1	\$4,100	\$4,100	\$4,100	\$4,100
		22160	WARREN	0046996	1	\$100.00			\$100.00
		23445	MORRIS	N/A	1,500	\$1.00	\$1.00		\$1.00
		23403	HUDSON	STATE	40,400	\$1.00	\$1.00	\$1.00	\$1.00
		23402	MORRIS	STATE	41,300	\$1.00	\$1.00	\$1.00	\$1.00
		23401	SUSSEX	STATE	106,200	\$1.00	\$1.00	\$1.00	\$1.00
		2023Q2	22153	MORRIS	NHP-0023 (329)	1	\$49,400	\$49,400	\$49,400
	23102	ESSEX	NHP-0078 (336)	1	\$5,200	\$5,200	\$5,200	\$5,200	
	23105	UNION	NHP-0078 (337)	1	\$6,500	\$6,500	\$6,500	\$6,500	
	23106	ESSEX	NHP-0124 (300)	1	\$400.00			\$400.00	
	23109	MORRIS	NHP-0124 (301)	1	\$100.00			\$100.00	
	23110	PASSAIC	NHP-0080 (336)	1	\$9,600	\$9,600	\$9,600	\$9,600	
23112	MORRIS	NHP-0053 (302)	1	\$300.00	\$300.00	\$300.00	\$300.00		
23113	WARREN	0046 (999)	1	\$43,000	\$43,000	\$43,000	\$43,000		
23123	MORRIS	0046997	1	\$1,800	\$1,800	\$1,800	\$1,800		
23418	MORRIS	CRRSAA-FLEX-D00S (633)	10,000	\$1.00	\$1.00	\$1.00	\$1.00		

ASPHALT PRICE ADJUSTMENT / DOLL									
160007M	2022Q3	22137	UNION	NHP-0022 (353)	1	\$33,200	\$33,200	\$33,200	\$33,200
		22142	MORRIS	NHP-0080 (335)	1	\$10,900	\$10,900	\$10,900	\$10,900
		22149	MORRIS	HSIP-0015 (313)	1	\$26,000	\$26,000	\$26,000	\$26,000
	2022Q4	22143	UNION	NHP-0001 (332)	1	\$64,700	\$64,700	\$64,700	\$64,700
		22148	PASSAIC	NHFP-HWY-0046 (356)	1	\$7,500	\$7,500	\$7,500	\$7,500

HISTORICAL BID PRICE LISTING
BY REGION

REGION: N

PAY ITEM	CALENDAR QUARTER	CONTRACT NUMBER	COUNTY LOCATION	PROJECT DESCRIPTION	BID QUANTITY	AWARD PRICE	SECOND BIDDER	THIRD BIDDER	ESTIMATE		

ASPHALT PRICE ADJUSTMENT / DOLL											
160007M	(cont)	22152	WARREN	CMAQ-0046 (353)	1	\$3,000	\$3,000	\$3,000	\$3,000		
		22154	MORRIS	NHP-0080 (334)	1	\$65,800	\$65,800	\$65,800	\$65,800		
2023Q1		22158	ESSEX	NHP-0280 (337)	1	\$27,300	\$27,300	\$27,300	\$27,300		
		22159	BERGEN	NHP-0017 (310)	1	\$9,900	\$9,900	\$9,900	\$9,900		
		22160	WARREN	0046996	1	\$100.00			\$100.00		
		23403	HUDSON	STATE	151,400	\$1.00	\$1.00	\$1.00	\$1.00		
		23402	MORRIS	STATE	181,500	\$1.00	\$1.00	\$1.00	\$1.00		
		23401	SUSSEX	STATE	362,200	\$1.00	\$1.00	\$1.00	\$1.00		
		2023Q2		22153	MORRIS	NHP-0023 (329)	1	\$87,500	\$87,500	\$87,500	\$87,500
		23102		ESSEX	NHP-0078 (336)	1	\$9,000	\$9,000	\$9,000	\$9,000	
23105	UNION	NHP-0078 (337)		1	\$30,200	\$30,200	\$30,200	\$30,200			
23106	ESSEX	NHP-0124 (300)		1	\$500.00			\$500.00			
23109	MORRIS	NHP-0124 (301)		1	\$100.00			\$100.00			
23110	PASSAIC	NHP-0080 (336)		1	\$21,900	\$21,900	\$21,900	\$21,900			
23112	MORRIS	NHP-0053 (302)		1	\$7,200	\$7,200	\$7,200	\$7,200			
23113	WARREN	0046 (999)	1	\$77,000	\$77,000	\$77,000	\$77,000				
23123	MORRIS	0046997	1	\$5,000	\$5,000	\$5,000	\$5,000				

STEEL PRICE ADJUSTMENT / DOLL											
160009M	2023Q1	22158	ESSEX	NHP-0280 (337)	1	\$50,000	\$50,000	\$50,000	\$50,000		
		2023Q2		22153	MORRIS	NHP-0023 (329)	1	\$50,000	\$50,000	\$50,000	
23113	WARREN	0046 (999)		1	\$3,000	\$3,000	\$3,000	\$3,000			
23123	MORRIS	0046997		1	\$1,410	\$1,410	\$1,410	\$1,410			

HISTORICAL BID PRICE LISTING
BY REGION

REGION: N

PAY ITEM	CALENDAR QUARTER	CONTRACT NUMBER	COUNTY LOCATION	PROJECT DESCRIPTION	BID QUANTITY	AWARD PRICE	SECOND BIDDER	THIRD BIDDER	ESTIMATE
FINAL CLEANUP / LS									
161003P	2022Q3	22137	UNION	NHP-0022 (353)	1	\$2,500	\$6,000	\$10,500	\$20,000
		22142	MORRIS	NHP-0080 (335)	1	\$2,000	\$12,100	\$7,716	\$8,500
		22149	MORRIS	HSIP-0015 (313)	1	\$5,000	\$38,500	\$22,484	\$20,000
	2022Q4	22143	UNION	NHP-0001 (332)	1	\$3,500	\$3,500	\$2,000	\$18,000
		22145	WARREN	NHP-0094 (306)	1	\$38,000			\$8,500
		22148	PASSAIC	NHFP-HWY-0046 (356)	1	\$25,000	\$15,000	\$1	\$15,000
		22152	WARREN	CMAQ-0046 (353)	1	\$17,500	\$1	\$10,000	\$10,000
		22154	MORRIS	NHP-0080 (334)	1	\$5,000	\$4,000	\$100	\$15,000
	2023Q1	22158	ESSEX	NHP-0280 (337)	1	\$17,031	\$10,500	\$1,000	\$27,000
		22159	BERGEN	NHP-0017 (310)	1	\$2,500	\$2,000	\$7,500	\$8,500
		22160	WARREN	0046996	1	\$38,000			\$8,500
		23401	SUSSEX	STATE	1	\$3,000	\$1,500	\$15,080	\$5,000
		23402	MORRIS	STATE	1	\$5,000	\$3,000	\$2,500	\$5,000
		23403	HUDSON	STATE	1	\$2,500	\$2,000	\$2,000	\$5,000
	2023Q2	22153	MORRIS	NHP-0023 (329)	1	\$5,000	\$25,000	\$6,939	\$15,000
		23102	ESSEX	NHP-0078 (336)	1	\$1,000	\$2,000	\$3,842	\$8,500
		23105	UNION	NHP-0078 (337)	1	\$10,000	\$5,000	\$11,500	\$18,000
		23106	ESSEX	NHP-0124 (300)	1	\$38,000			\$8,500
		23109	MORRIS	NHP-0124 (301)	1	\$38,000			\$8,500
		23110	PASSAIC	NHP-0080 (336)	1	\$3,000	\$5,000	\$10,000	\$15,000
		23112	MORRIS	NHP-0053 (302)	1	\$25,000	\$34,000	\$3,900	\$15,000
		23113	WARREN	0046 (999)	1	\$25,000	\$7,500	\$100	\$25,000
		23123	MORRIS	0046997	1	\$1	\$15,000	\$0	\$18,000
		23418	MORRIS	CRRSAA-FLEX-D00S (633)	1	\$0	\$7,150	\$20,000	\$25,000

HISTORICAL BID PRICE LISTING
 BY REGION

REGION: N

PAY ITEM -----	CALENDAR QUARTER	CONTRACT NUMBER	COUNTY LOCATION	PROJECT DESCRIPTION	BID QUANTITY	AWARD PRICE	SECOND BIDDER	THIRD BIDDER	ESTIMATE
-----	-----	-----	-----	-----	-----	-----	-----	-----	-----
VIBRATION MONITORING / LS									
162006P	2022Q3	22137	UNION	NHP-0022 (353)	1	\$50,000	\$23,000	\$55,000	\$40,000

HISTORICAL BID PRICE LISTING
BY REGION

REGION: N

PAY ITEM	CALENDAR QUARTER	CONTRACT NUMBER	COUNTY LOCATION	PROJECT DESCRIPTION	BID QUANTITY	AWARD PRICE	SECOND BIDDER	THIRD BIDDER	ESTIMATE
CLEARING SITE / LS									
201003P	2022Q3	22137	UNION	NHP-0022 (353)	1	\$150,000	\$130,000	\$150,000	\$150,000
		22142	MORRIS	NHP-0080 (335)	1	\$3,000	\$4,500	\$9,000	\$40,000
		22149	MORRIS	HSIP-0015 (313)	1	\$50,000	\$90,000	\$50,000	\$150,000
	2022Q4	22143	UNION	NHP-0001 (332)	1	\$3,500	\$3,500	\$3,000	\$75,000
		22145	WARREN	NHP-0094 (306)	1	\$40,000			\$40,000
		22148	PASSAIC	NHFP-HWY-0046 (356)	1	\$60,000	\$60,000	\$60,000	\$60,000
		22152	WARREN	CMAQ-0046 (353)	1	\$50,000	\$50,000	\$50,000	\$50,000
		22154	MORRIS	NHP-0080 (334)	1	\$2,500	\$2,000	\$60,000	\$60,000
	2023Q1	21410	BERGEN	NHP-D00S (642)	1	\$20,000	\$40,000	\$50,000	\$40,000
		22158	ESSEX	NHP-0280 (337)	1	\$111,196	\$350,000	\$350,000	\$350,000
		22159	BERGEN	NHP-0017 (310)	1	\$5,000	\$2,000	\$5,000	\$40,000
		22160	WARREN	0046996	1	\$50,000			\$50,000
		22450	MORRIS	NHP-0040 (314)	1	\$50,000	\$20,000	\$183,000	\$150,000
		23401	SUSSEX	STATE	1	\$10,560	\$20,000	\$5,000	\$20,000
		23402	MORRIS	STATE	1	\$12,560	\$11,000	\$10,000	\$20,000
		23403	HUDSON	STATE	1	\$12,560	\$15,000	\$9,000	\$20,000
	2023Q2	22153	MORRIS	NHP-0023 (329)	1	\$3,000	\$100,000	\$48,000	\$60,000
		23102	ESSEX	NHP-0078 (336)	1	\$5,000	\$4,000	\$40,000	\$40,000
		23105	UNION	NHP-0078 (337)	1	\$10,000	\$40,000	\$5,000	\$75,000
		23106	ESSEX	NHP-0124 (300)	1	\$40,000			\$40,000
		23109	MORRIS	NHP-0124 (301)	1	\$40,000			\$40,000
		23110	PASSAIC	NHP-0080 (336)	1	\$4,000	\$5,000	\$5,000	\$60,000
		23112	MORRIS	NHP-0053 (302)	1	\$60,000	\$50,000	\$75,833	\$60,000
		23113	WARREN	0046 (999)	1	\$625,000	\$250,000	\$275,000	\$275,000
		23123	MORRIS	0046997	1	\$146,490	\$205,450	\$100,000	\$100,000
		23418	MORRIS	CRRSAA-FLEX-D00S (633)	1	\$0	\$18,950	\$125,000	\$15,000

CLEARING SITE, BRIDGE (___) / LS

201006P	2022Q3	22137	UNION	NHP-0022 (353)	1	\$500,000	\$500,000	\$689,734	\$500,000	
		2023Q1	22158	ESSEX	NHP-0280 (337)	1	\$1,900,000	\$3,442,000	\$3,442,000	\$3,442,000
			22153	MORRIS	NHP-0023 (329)	1	\$22,588	\$5,500	\$6,536	\$10,000

HISTORICAL BID PRICE LISTING
BY REGION

REGION: N

PAY ITEM	CALENDAR QUARTER	CONTRACT NUMBER	COUNTY LOCATION	PROJECT DESCRIPTION	BID QUANTITY	AWARD PRICE	SECOND BIDDER	THIRD BIDDER	ESTIMATE

CLEARING SITE, BRIDGE (___) / LS									
201006P	(cont)	22153	MORRIS	NHP-0023 (329)	1	\$22,600	\$5,500	\$6,536	\$10,000

CLEARING SITE, STRUCTURE (___) / LS									
201009P	2022Q4	22148	PASSAIC	NHFP-HWY-0046 (356)	1	\$6,000	\$25,000	\$19,060	\$15,000
	2023Q1	22158	ESSEX	NHP-0280 (337)	1	\$243,073	\$200,000	\$20,000	\$20,000
	2023Q2	22153	MORRIS	NHP-0023 (329)	1	\$22,600	\$4,500	\$6,376	\$7,000
		23123	MORRIS	0046997	1	\$17,825	\$18,000	\$15,100	\$15,000

ASBESTOS REMOVAL, BRIDGE NO. ___ / LS									
201037P	2023Q1	22158	ESSEX	NHP-0280 (337)	1	\$15,672	\$20,000	\$30,000	\$50,000

TEMPORARY SHIELDING / LS									
201039P	2022Q4	22148	PASSAIC	NHFP-HWY-0046 (356)	1	\$0	\$1,000	\$1	\$27,000
		22148	PASSAIC	NHFP-HWY-0046 (356)	1	\$0.01	\$100.00	\$1.00	\$7,000
		22148	PASSAIC	NHFP-HWY-0046 (356)	1	\$0.01	\$100.00	\$1.00	\$5,000
		22148	PASSAIC	NHFP-HWY-0046 (356)	1	\$0.01	\$100.00	\$1.00	\$7,000
		22148	PASSAIC	NHFP-HWY-0046 (356)	1	\$0.01	\$100.00	\$1.00	\$10,000
		22148	PASSAIC	NHFP-HWY-0046 (356)	1	\$0.01	\$100.00	\$1.00	\$10,000
		22148	PASSAIC	NHFP-HWY-0046 (356)	1	\$0	\$1,000	\$1	\$12,000
		22148	PASSAIC	NHFP-HWY-0046 (356)	1	\$0.01	\$100.00	\$1.00	\$7,000
		22148	PASSAIC	NHFP-HWY-0046 (356)	1	\$0.01	\$100.00	\$1.00	\$5,000
		22148	PASSAIC	NHFP-HWY-0046 (356)	1	\$0.01	\$100.00	\$1.00	\$8,000
	2023Q1	22158	ESSEX	NHP-0280 (337)	1	\$1,377,758	\$5,138,186	\$2,640,000	\$3,188,950
	2023Q2	23113	WARREN	0046 (999)	1	\$0	\$1	\$19,241	\$20,000

HISTORICAL BID PRICE LISTING
BY REGION

REGION: N

PAY ITEM	CALENDAR QUARTER	CONTRACT NUMBER	COUNTY LOCATION	PROJECT DESCRIPTION	BID QUANTITY	AWARD PRICE	SECOND BIDDER	THIRD BIDDER	ESTIMATE

STRIPPING / ACRE									
202003P	2022Q3	22137	UNION	NHP-0022 (353)	1	\$9,000	\$9,000	\$3,500	\$7,500
		22149	MORRIS	HSIP-0015 (313)	1	\$18,000	\$7,100	\$26,067	\$8,000
	2023Q2	23113	WARREN	0046 (999)	2	\$1,500	\$10,000	\$100	\$12,500

EXCAVATION, TEST PIT / CY									
202006M	2022Q3	22149	MORRIS	HSIP-0015 (313)	30	\$400.00	\$500.00	\$292.95	\$170.00
		22137	UNION	NHP-0022 (353)	100	\$220.00	\$500.00	\$50.00	\$125.00
	2023Q1	23441	BERGEN	100% STATE	20	\$200.00	\$100.00		\$100.00
		23445	MORRIS	N/A	30	\$1.00	\$100.00		\$10.00
	2023Q2	22153	MORRIS	NHP-0023 (329)	20	\$231.00	\$750.00	\$787.42	\$200.00
		23112	MORRIS	NHP-0053 (302)	20	\$500	\$1,350	\$769	\$300.00
		23113	WARREN	0046 (999)	20	\$170	\$300	\$2,500	\$350.00
23123	MORRIS	0046997	100	\$287.50	\$650.00	\$50.00	\$150.00		

EXCAVATION, UNCLASSIFIED / CY									
202009P	2022Q3	22137	UNION	NHP-0022 (353)	1,333	\$55.00	\$45.00	\$50.00	\$60.00
		22137	UNION	NHP-0022 (353)	1,460	\$30.00	\$60.00	\$50.00	\$50.00
		22149	MORRIS	HSIP-0015 (313)	2,271	\$130.00	\$53.00	\$104.20	\$50.00
	2022Q4	22148	PASSAIC	NHFP-HWY-0046 (356)	82	\$55.00	\$150.00	\$45.00	\$300.00
		22152	WARREN	CMAQ-0046 (353)	168	\$50.00	\$50.00	\$200.00	\$62.00
	2023Q1	23401	SUSSEX	STATE	100	\$20.00	\$25.00	\$35.00	\$50.00
		23403	HUDSON	STATE	100	\$35.00	\$25.00	\$1.00	\$50.00
		23402	MORRIS	STATE	165	\$25.00	\$20.00	\$100.00	\$48.00
		23402	MORRIS	STATE	1,250	\$1.00	\$1.00	\$1.00	\$44.00
		23403	HUDSON	STATE	1,250	\$1.00	\$5.00	\$1.00	\$44.00
	2023Q2	23123	MORRIS	0046997	7	\$925.00	\$880.00	\$900.00	\$520.00
		23123	MORRIS	0046997	7	\$925.00	\$880.00	\$900.00	\$520.00
		23123	MORRIS	0046997	8	\$925.00	\$880.00	\$800.00	\$520.00

HISTORICAL BID PRICE LISTING
BY REGION

REGION: N

PAY ITEM	CALENDAR QUARTER	CONTRACT NUMBER	COUNTY LOCATION	PROJECT DESCRIPTION	BID QUANTITY	AWARD PRICE	SECOND BIDDER	THIRD BIDDER	ESTIMATE
EXCAVATION, UNCLASSIFIED / CY									
202009P	(cont)	23123	MORRIS	0046997	9	\$925.00	\$880.00	\$700.00	\$520.00
		22153	MORRIS	NHP-0023 (329)	70	\$10.00	\$35.00	\$200.04	\$100.00
		23123	MORRIS	0046997	88	\$40.25	\$235.00	\$92.00	\$60.00
		23112	MORRIS	NHP-0053 (302)	283	\$50.00	\$200.00	\$181.91	\$90.00
		23113	WARREN	0046 (999)	21,389	\$50.00	\$80.00	\$85.00	\$49.00
EXCAVATION, REGULATED MATERIAL / CY									
202015P	2023Q1	22158	ESSEX	NHP-0280 (337)	4	\$1,588	\$1,500	\$350	\$62.00
		22158	ESSEX	NHP-0280 (337)	10	\$2,515	\$2,375	\$275	\$62.00
		22158	ESSEX	NHP-0280 (337)	415	\$128.00	\$40.00	\$45.00	\$62.00
		22158	ESSEX	NHP-0280 (337)	3,654	\$67.00	\$35.00	\$30.00	\$62.00
REMOVAL OF PAVEMENT / SY									
202021P	2022Q3	22149	MORRIS	HSIP-0015 (313)	3,065	\$40.00	\$23.00	\$19.05	\$25.00
		22137	UNION	NHP-0022 (353)	5,305	\$35.00	\$47.00	\$45.00	\$40.00
	2022Q4	22148	PASSAIC	NHFP-HWY-0046 (356)	89	\$80.00	\$100.00	\$71.50	\$55.00
	2023Q1	23402	MORRIS	STATE	249	\$65.00	\$20.00	\$23.00	\$45.00
		22158	ESSEX	NHP-0280 (337)	5,990	\$46.00	\$45.00	\$45.00	\$35.00
	2023Q2	23418	MORRIS	CRRSAA-FLEX-D00S (633)	1,143	\$50.93	\$28.75	\$135.00	\$10.00
		23123	MORRIS	0046997	1,304	\$32.25	\$35.00	\$50.00	\$40.00
		22153	MORRIS	NHP-0023 (329)	3,982	\$1.00	\$75.00	\$45.00	\$30.00
		23113	WARREN	0046 (999)	39,097	\$20.00	\$50.00	\$10.00	\$20.00
DISPOSAL OF REGULATED MATERIAL / T									
202024M	2023Q1	22158	ESSEX	NHP-0280 (337)	6,389	\$52.00	\$45.00	\$41.00	\$48.00
EXCAVATION, VERTICAL TEST HOLE / U									
202051M	2023Q2	22153	MORRIS	NHP-0023 (329)	6	\$2,310	\$1,050	\$2,244	\$1,800

HISTORICAL BID PRICE LISTING
BY REGION

REGION: N

PAY ITEM	CALENDAR QUARTER	CONTRACT NUMBER	COUNTY LOCATION	PROJECT DESCRIPTION	BID QUANTITY	AWARD PRICE	SECOND BIDDER	THIRD BIDDER	ESTIMATE
I-9 SOIL AGGREGATE / CY									
203009P	2023Q1	22158	ESSEX	NHP-0280 (337)	292	\$159.00	\$75.00	\$111.00	\$75.00
I-14 SOIL AGGREGATE / CY									
203021P	2022Q3	22137	UNION	NHP-0022 (353)	1,148	\$10.00	\$13.50	\$10.00	\$32.00
	2022Q4	22148	PASSAIC	NHFP-HWY-0046 (356)	14	\$100.00	\$100.00	\$247.00	\$65.00
		22152	WARREN	CMAQ-0046 (353)	17	\$180.00	\$50.00	\$20.00	\$90.00
	2023Q2	23123	MORRIS	0046997	1	\$1,150	\$550	\$100	\$100.00
GEOTEXTILE / SY									
203040M	2022Q3	22137	UNION	NHP-0022 (353)	3,854	\$2.10	\$2.50	\$5.00	\$5.00
	2023Q1	23402	MORRIS	STATE	500	\$1.00	\$1.00	\$1.00	\$2.20
		23403	HUDSON	STATE	500	\$1.00	\$1.00	\$1.00	\$2.20
GEOTEXTILE, ROADWAY STABILIZATION / SY									
203041P	2022Q3	22149	MORRIS	HSIP-0015 (313)	4,394	\$3.00	\$0.55	\$1.25	\$3.00
	2023Q1	22158	ESSEX	NHP-0280 (337)	6,096	\$1.00	\$3.00	\$2.00	\$4.00
CONTROLLED LOW STRENGTH MATERIAL / CY									
203050M	2022Q3	22149	MORRIS	HSIP-0015 (313)	30	\$275.00	\$200.00	\$523.90	\$480.00
		22137	UNION	NHP-0022 (353)	550	\$50.00	\$310.00	\$200.00	\$450.00

HISTORICAL BID PRICE LISTING
 BY REGION

REGION: N

PAY ITEM ----- SUBBASE / CY	CALENDAR QUARTER	CONTRACT NUMBER	COUNTY LOCATION	PROJECT DESCRIPTION	BID QUANTITY	AWARD PRICE	SECOND BIDDER	THIRD BIDDER	ESTIMATE
-----	-----	-----	-----	-----	-----	-----	-----	-----	-----
301006P	2022Q3	22149	MORRIS	HSIP-0015 (313)	92	\$150.00	\$42.50	\$109.30	\$95.00
	2022Q4	22148	PASSAIC	NHFP-HWY-0046 (356)	5	\$100.00	\$150.00	\$247.00	\$125.00
		22152	WARREN	CMAQ-0046 (353)	40	\$160.00	\$50.00	\$120.00	\$115.00
	2023Q1	22158	ESSEX	NHP-0280 (337)	63	\$153.00	\$115.00	\$111.00	\$54.00
	2023Q2	22153	MORRIS	NHP-0023 (329)	14	\$43.20	\$80.00	\$179.95	\$150.00
		23112	MORRIS	NHP-0053 (302)	37	\$185.00	\$138.00	\$300.38	\$100.00
		23113	WARREN	0046 (999)	9,158	\$70.00	\$75.00	\$80.00	\$85.00

HISTORICAL BID PRICE LISTING
BY REGION

REGION: N

PAY ITEM	CALENDAR QUARTER	CONTRACT NUMBER	COUNTY LOCATION	PROJECT DESCRIPTION	BID QUANTITY	AWARD PRICE	SECOND BIDDER	THIRD BIDDER	ESTIMATE
SOIL AGGREGATE BASE COURSE, 6" THICK / SY									
302012P	2023Q1	22158	ESSEX	NHP-0280 (337)	42	\$24.00	\$55.00	\$50.00	\$45.00
DENSE-GRADED AGGREGATE BASE COURSE, 6" T / SY									
302036P	2022Q3	22149	MORRIS	HSIP-0015 (313)	1,454	\$27.50	\$6.75	\$18.85	\$21.00
	2023Q1	23402	MORRIS	STATE	194	\$10.00	\$5.50	\$15.00	\$35.00
	2023Q2	23110	PASSAIC	NHP-0080 (336)	5	\$1.00	\$25.00	\$100.00	\$80.00
		22153	MORRIS	NHP-0023 (329)	985	\$1.00	\$14.50	\$13.37	\$22.00
		23123	MORRIS	0046997	1,436	\$37.00	\$45.00	\$18.00	\$17.00
DENSE-GRADED AGGREGATE BASE COURSE, 8" T / SY									
302042P	2022Q3	22137	UNION	NHP-0022 (353)	3,659	\$20.50	\$10.00	\$18.00	\$20.00
	2022Q4	22148	PASSAIC	NHFP-HWY-0046 (356)	37	\$40.00	\$100.00	\$47.00	\$45.00
		22152	WARREN	CMAQ-0046 (353)	170	\$40.00	\$50.00	\$55.00	\$40.00
	2023Q1	22158	ESSEX	NHP-0280 (337)	4,799	\$16.00	\$25.00	\$15.00	\$18.00
	2023Q2	23112	MORRIS	NHP-0053 (302)	200	\$35.00	\$34.00	\$125.83	\$55.00
		23113	WARREN	0046 (999)	40,905	\$20.00	\$17.00	\$22.00	\$22.00
DENSE-GRADED AGGREGATE BASE COURSE, 12" / SY									
302048P	2022Q3	22149	MORRIS	HSIP-0015 (313)	3,381	\$60.00	\$13.25	\$36.95	\$26.00
	2023Q2	22153	MORRIS	NHP-0023 (329)	2,581	\$1.25	\$19.00	\$26.36	\$33.00
DENSE-GRADED AGGREGATE BASE COURSE, VARI / CY									
302051P	2022Q3	22142	MORRIS	NHP-0080 (335)	1	\$1.00	\$100.00	\$100.00	\$170.00
		22137	UNION	NHP-0022 (353)	457	\$56.00	\$45.00	\$60.00	\$50.00

HISTORICAL BID PRICE LISTING
BY REGION

REGION: N

PAY ITEM	CALENDAR QUARTER	CONTRACT NUMBER	COUNTY LOCATION	PROJECT DESCRIPTION	BID QUANTITY	AWARD PRICE	SECOND BIDDER	THIRD BIDDER	ESTIMATE	
DENSE-GRADED AGGREGATE BASE COURSE, VARI / CY										
302051P	2022Q4	22143	UNION	NHP-0001 (332)	5	\$25.00	\$25.00	\$20.00	\$150.00	
		22145	WARREN	NHP-0094 (306)	10	\$1,000			\$50.00	
		22152	WARREN	CMAQ-0046 (353)	130	\$120.00	\$50.00	\$50.00	\$45.00	
	2023Q1	22159	BERGEN	NHP-0017 (310)	10	\$10.00	\$1.00	\$40.00	\$46.00	
		23401	SUSSEX	STATE	100	\$15.00	\$25.00	\$45.00	\$45.00	
		23402	MORRIS	STATE	100	\$35.00	\$5.00	\$25.00	\$45.00	
		23403	HUDSON	STATE	100	\$40.00	\$15.00	\$5.00	\$45.00	
		23402	MORRIS	STATE	350	\$10.00	\$1.00	\$5.00	\$24.00	
		23403	HUDSON	STATE	350	\$10.00	\$5.00	\$1.00	\$24.00	
	2023Q2	23102	ESSEX	NHP-0078 (336)	2	\$100.00	\$1.00	\$44.00	\$285.00	
		23105	UNION	NHP-0078 (337)	4	\$100.00	\$300.00	\$35.00	\$150.00	
		23112	MORRIS	NHP-0053 (302)	5	\$130.00	\$187.00	\$196.60	\$62.00	
		22153	MORRIS	NHP-0023 (329)	65	\$20.00	\$90.00	\$59.15	\$45.00	
		23106	ESSEX	NHP-0124 (300)	120	\$300.00			\$65.00	
		23109	MORRIS	NHP-0124 (301)	120	\$500.00			\$500.00	

	COARSE AGGREGATE, SIZE NO. 57 / CY									
	302060P	2022Q3	22137	UNION	NHP-0022 (353)	360	\$30.00	\$97.00	\$75.00	\$45.00
2023Q1		23402	MORRIS	STATE	125	\$10.00	\$4.00	\$5.00	\$27.00	
		23403	HUDSON	STATE	125	\$10.00	\$5.00	\$1.00	\$27.00	
2023Q2		23112	MORRIS	NHP-0053 (302)	25	\$143.00	\$188.00	\$130.42	\$45.00	

HISTORICAL BID PRICE LISTING
 BY REGION

REGION: N

PAY ITEM	CALENDAR QUARTER	CONTRACT NUMBER	COUNTY LOCATION	PROJECT DESCRIPTION	BID QUANTITY	AWARD PRICE	SECOND BIDDER	THIRD BIDDER	ESTIMATE

CONCRETE BASE COURSE, 8" THICK / SY									
304003P	2023Q2	23113	WARREN	0046(999)	28	\$400.00	\$100.00	\$500.00	\$200.00

CONCRETE BASE COURSE, 9" THICK / SY									
304006P	2023Q2	23123	MORRIS	0046997	132	\$184.00	\$150.00	\$100.00	\$95.00

HISTORICAL BID PRICE LISTING
BY REGION

REGION: N

PAY ITEM	CALENDAR QUARTER	CONTRACT NUMBER	COUNTY LOCATION	PROJECT DESCRIPTION	BID QUANTITY	AWARD PRICE	SECOND BIDDER	THIRD BIDDER	ESTIMATE
HMA MILLING, 3" OR LESS / SY									
401009P	2022Q3	22137	UNION	NHP-0022 (353)	8,017	\$16.00	\$13.00	\$25.00	\$11.00
		22149	MORRIS	HSIP-0015 (313)	21,832	\$7.70	\$6.50	\$10.20	\$7.00
	2022Q4	22145	WARREN	NHP-0094 (306)	240	\$94.65			\$35.00
		22152	WARREN	CMAQ-0046 (353)	13,000	\$16.50	\$20.00	\$8.50	\$12.00
		22148	PASSAIC	NHFP-HWY-0046 (356)	14,224	\$10.00	\$7.50	\$10.50	\$13.00
		22143	UNION	NHP-0001 (332)	14,389	\$4.25	\$4.25	\$4.45	\$8.00
		2023Q1	22158	ESSEX	NHP-0280 (337)	21,040	\$11.00	\$32.00	\$6.00
		23402	MORRIS	STATE	144,176	\$4.70	\$4.30	\$5.50	\$4.85
		23403	HUDSON	STATE	162,254	\$3.70	\$4.10	\$6.08	\$4.50
		23403	HUDSON	STATE	250,000	\$0.10	\$0.50	\$0.10	\$3.16
		23402	MORRIS	STATE	300,800	\$0.01	\$0.10	\$0.05	\$3.16
		23401	SUSSEX	STATE	309,616	\$4.00	\$3.70	\$4.43	\$3.86
	2023Q2	23109	MORRIS	NHP-0124 (301)	86	\$233.56			\$60.00
		23112	MORRIS	NHP-0053 (302)	1,340	\$25.00	\$19.00	\$23.23	\$8.00
		23113	WARREN	0046 (999)	4,383	\$6.00	\$29.00	\$10.00	\$11.00
		23106	ESSEX	NHP-0124 (300)	8,144	\$15.49			\$14.50
		23110	PASSAIC	NHP-0080 (336)	20,514	\$7.00	\$5.25	\$5.50	\$10.00
		22153	MORRIS	NHP-0023 (329)	109,233	\$6.05	\$6.75	\$7.16	\$6.00

HMA MILLING, MORE THAN 3" TO 6" / SY									
401012P	2022Q3	22137	UNION	NHP-0022 (353)	4,609	\$18.50	\$22.00	\$30.00	\$12.00
		22149	MORRIS	HSIP-0015 (313)	5,106	\$9.00	\$10.75	\$13.55	\$10.00
	2023Q1	23402	MORRIS	STATE	25,000	\$0.01	\$0.10	\$0.01	\$2.67
		23403	HUDSON	STATE	25,000	\$0.01	\$0.01	\$0.10	\$2.67

CONCRETE MILLING / SY									
401015P	2022Q3	22137	UNION	NHP-0022 (353)	100	\$20.00	\$23.00	\$24.00	\$15.00
		2023Q1	23402	MORRIS	STATE	500	\$1.00	\$3.00	\$0.01
		23401	SUSSEX	STATE	1,000	\$3.00	\$0.01	\$0.01	\$7.00

HISTORICAL BID PRICE LISTING
BY REGION

REGION: N

PAY ITEM	CALENDAR QUARTER	CONTRACT NUMBER	COUNTY LOCATION	PROJECT DESCRIPTION	BID QUANTITY	AWARD PRICE	SECOND BIDDER	THIRD BIDDER	ESTIMATE
CONCRETE MILLING / SY									
401015P	(cont)	23403	HUDSON	STATE	2,500	\$0.01	\$0.01	\$3.00	\$6.08
		23402	MORRIS	STATE	3,000	\$0.01	\$2.00	\$0.01	\$6.08
		23403	HUDSON	STATE	3,500	\$0.01	\$0.01	\$4.00	\$7.00

MICRO-MILLING / SY									
401017P	2022Q3	22142	MORRIS	NHP-0080 (335)	19,214	\$5.65	\$4.60	\$6.05	\$15.00
	2022Q4	22145	WARREN	NHP-0094 (306)	386	\$150.00			\$35.00
		22154	MORRIS	NHP-0080 (334)	13,250	\$6.00	\$13.05	\$10.00	\$18.00
		22143	UNION	NHP-0001 (332)	394,553	\$2.77	\$2.77	\$2.40	\$15.00
	2023Q1	22160	WARREN	0046996	1,197	\$40.00			\$20.00
		22159	BERGEN	NHP-0017 (310)	28,251	\$4.00	\$6.55	\$4.35	\$14.00
	2023Q2	23109	MORRIS	NHP-0124 (301)	850	\$42.00			\$60.00
		23106	ESSEX	NHP-0124 (300)	4,624	\$27.00			\$29.00
		23112	MORRIS	NHP-0053 (302)	68,800	\$7.25	\$6.50	\$4.60	\$10.00
		23110	PASSAIC	NHP-0080 (336)	92,853	\$4.50	\$4.05	\$2.90	\$5.00
		23105	UNION	NHP-0078 (337)	190,883	\$2.65	\$3.10	\$3.25	\$15.00
		23102	ESSEX	NHP-0078 (336)	200,131	\$2.30	\$2.56	\$3.21	\$4.50

HOT MIX ASPHALT PAVEMENT REPAIR / SY									
401021M	2022Q3	22142	MORRIS	NHP-0080 (335)	5	\$100	\$100	\$2,265	\$123.00
		22137	UNION	NHP-0022 (353)	100	\$50.00	\$62.00	\$50.00	\$75.00
		22149	MORRIS	HSIP-0015 (313)	250	\$88.00	\$102.50	\$367.10	\$80.00
	2022Q4	22143	UNION	NHP-0001 (332)	300	\$55.00	\$55.00	\$10.00	\$35.00
		22145	WARREN	NHP-0094 (306)	327	\$127.81			\$200.00
		22152	WARREN	CMAQ-0046 (353)	500	\$95.00	\$75.00	\$15.00	\$65.00
	2023Q1	23402	MORRIS	STATE	22	\$95.00	\$100.00	\$25.00	\$142.00
		23401	SUSSEX	STATE	100	\$105.00	\$30.00	\$45.00	\$76.00
		23403	HUDSON	STATE	100	\$55.00	\$35.00	\$100.00	\$75.00
		22159	BERGEN	NHP-0017 (310)	200	\$10.00	\$10.00	\$55.00	\$62.00

HISTORICAL BID PRICE LISTING
BY REGION

REGION: N

PAY ITEM	CALENDAR QUARTER	CONTRACT NUMBER	COUNTY LOCATION	PROJECT DESCRIPTION	BID QUANTITY	AWARD PRICE	SECOND BIDDER	THIRD BIDDER	ESTIMATE
HOT MIX ASPHALT PAVEMENT REPAIR / SY									
401021M	(cont)	22160	WARREN	0046996	347	\$300.00			\$63.00
		23403	HUDSON	STATE	1,500	\$10.00	\$25.00	\$1.00	\$41.00
		23402	MORRIS	STATE	2,600	\$10.00	\$1.00	\$10.00	\$41.00
	2023Q2	23110	PASSAIC	NHP-0080 (336)	28	\$150.00	\$125.00	\$100.00	\$140.00
		23106	ESSEX	NHP-0124 (300)	100	\$120.00			\$350.00
		23109	MORRIS	NHP-0124 (301)	100	\$250.00			\$300.00
		23112	MORRIS	NHP-0053 (302)	100	\$80.00	\$100.00	\$193.85	\$150.00
		23102	ESSEX	NHP-0078 (336)	200	\$20.00	\$10.00	\$190.91	\$120.00
		23418	MORRIS	CRRSAA-FLEX-D00S (633)	200	\$40.43	\$107.50	\$0.01	\$125.00
		22153	MORRIS	NHP-0023 (329)	500	\$5.00	\$80.00	\$155.14	\$75.00
		23105	UNION	NHP-0078 (337)	650	\$10.00	\$30.00	\$10.00	\$35.00

SEALING OF CRACKS IN HOT MIX ASPHALT SUR / LF									
401024M	2022Q3	22142	MORRIS	NHP-0080 (335)	5,000	\$0.01	\$0.01	\$1.21	\$6.00
	2023Q1	22159	BERGEN	NHP-0017 (310)	1,000	\$0.50	\$0.01	\$2.00	\$2.00
		23402	MORRIS	STATE	2,250	\$0.01	\$0.10	\$0.01	\$1.80
		23403	HUDSON	STATE	2,250	\$0.01	\$0.01	\$0.01	\$1.80
	2023Q2	23102	ESSEX	NHP-0078 (336)	1,000	\$1.00	\$1.00	\$4.23	\$3.00
		23106	ESSEX	NHP-0124 (300)	1,000	\$8.00			\$4.00
		23109	MORRIS	NHP-0124 (301)	1,000	\$8.00			\$4.00
		23110	PASSAIC	NHP-0080 (336)	10,000	\$0.01	\$1.00	\$0.20	\$2.00

POLYMERIZED JOINT ADHESIVE / LF									
401027M	2022Q3	22137	UNION	NHP-0022 (353)	9,500	\$2.65	\$1.00	\$1.00	\$2.00
		22142	MORRIS	NHP-0080 (335)	22,900	\$1.25	\$0.45	\$0.25	\$3.00
		22149	MORRIS	HSIP-0015 (313)	29,150	\$1.35	\$1.20	\$0.50	\$2.00
	2022Q4	22148	PASSAIC	NHFP-HWY-0046 (356)	6,197	\$0.70	\$1.25	\$1.25	\$2.00
		22152	WARREN	CMAQ-0046 (353)	8,100	\$4.00	\$10.00	\$2.25	\$2.00
		22154	MORRIS	NHP-0080 (334)	53,000	\$1.50	\$0.90	\$6.25	\$1.00
		22143	UNION	NHP-0001 (332)	343,996	\$0.34	\$0.34	\$0.50	\$2.00

HISTORICAL BID PRICE LISTING
BY REGION

REGION: N

PAY ITEM	CALENDAR QUARTER	CONTRACT NUMBER	COUNTY LOCATION	PROJECT DESCRIPTION	BID QUANTITY	AWARD PRICE	SECOND BIDDER	THIRD BIDDER	ESTIMATE
POLYMERIZED JOINT ADHESIVE / LF									
401027M	2023Q1	22158	ESSEX	NHP-0280 (337)	14,800	\$2.00	\$0.10	\$1.00	\$2.00
		23403	HUDSON	STATE	139,286	\$0.34	\$0.23	\$0.45	\$0.45
		23402	MORRIS	STATE	150,120	\$0.34	\$0.54	\$0.28	\$0.35
		23402	MORRIS	STATE	200,000	\$0.01	\$0.01	\$0.01	\$0.43
		23403	HUDSON	STATE	200,000	\$0.01	\$0.01	\$0.01	\$0.43
		23401	SUSSEX	STATE	279,855	\$0.01	\$0.30	\$0.34	\$0.45
	2023Q2	23123	MORRIS	0046997	10,228	\$1.00	\$3.00	\$0.50	\$1.00
		23112	MORRIS	NHP-0053 (302)	12,000	\$0.85	\$1.00	\$1.48	\$1.00
		23110	PASSAIC	NHP-0080 (336)	24,600	\$0.95	\$1.73	\$1.50	\$1.50
		23113	WARREN	0046 (999)	26,395	\$0.50	\$2.25	\$1.00	\$1.00
		22153	MORRIS	NHP-0023 (329)	65,000	\$0.85	\$0.45	\$0.96	\$1.00
		23102	ESSEX	NHP-0078 (336)	213,210	\$0.18	\$0.45	\$0.01	\$0.80
		23105	UNION	NHP-0078 (337)	264,800	\$0.20	\$0.42	\$0.35	\$1.00

TACK COAT / GAL									
401030M	2022Q3	22137	UNION	NHP-0022 (353)	3,092	\$1.05	\$4.00	\$5.00	\$3.00
		22149	MORRIS	HSIP-0015 (313)	7,100	\$5.40	\$0.01	\$4.50	\$3.00
		22142	MORRIS	NHP-0080 (335)	18,400	\$0.01	\$0.01	\$0.01	\$5.00
	2022Q4	22145	WARREN	NHP-0094 (306)	60	\$25.00			\$2.50
		22148	PASSAIC	NHFP-HWY-0046 (356)	1,424	\$4.00	\$3.00	\$6.50	\$3.50
		22152	WARREN	CMAQ-0046 (353)	3,910	\$0.01	\$0.02	\$6.00	\$2.00
		22143	UNION	NHP-0001 (332)	136,393	\$0.01	\$0.01	\$0.01	\$0.50
		22154	MORRIS	NHP-0080 (334)	200,000	\$0.01	\$0.01	\$0.02	\$1.00
	2023Q1	22159	BERGEN	NHP-0017 (310)	300	\$6.00	\$12.75	\$3.70	\$1.00
		22158	ESSEX	NHP-0280 (337)	3,400	\$16.00	\$0.10	\$4.50	\$2.00
		22160	WARREN	0046996	16,720	\$3.60			\$0.50
		23402	MORRIS	STATE	23,677	\$0.01	\$0.01	\$0.01	\$1.10
		23403	HUDSON	STATE	26,811	\$0.01	\$0.01	\$0.01	\$1.00
		23402	MORRIS	STATE	35,000	\$0.01	\$0.01	\$0.01	\$0.55
		23403	HUDSON	STATE	35,000	\$0.01	\$0.01	\$0.01	\$0.55
		23401	SUSSEX	STATE	51,221	\$0.01	\$0.01	\$0.01	\$1.00
	2023Q2	23106	ESSEX	NHP-0124 (300)	15	\$35.00			\$3.50

HISTORICAL BID PRICE LISTING
BY REGION

REGION: N

PAY ITEM	CALENDAR QUARTER	CONTRACT NUMBER	COUNTY LOCATION	PROJECT DESCRIPTION	BID QUANTITY	AWARD PRICE	SECOND BIDDER	THIRD BIDDER	ESTIMATE
TACK COAT / GAL									
401030M	(cont)	23123	MORRIS	0046997	300	\$5.75	\$19.00	\$3.00	\$5.00
		22153	MORRIS	NHP-0023 (329)	8,400	\$0.01	\$3.65	\$3.79	\$2.00
		23112	MORRIS	NHP-0053 (302)	10,500	\$0.01	\$8.00	\$2.57	\$1.00
		23113	WARREN	0046 (999)	12,587	\$4.00	\$4.50	\$0.02	\$1.00
		23109	MORRIS	NHP-0124 (301)	38,500	\$3.60			\$3.50
		23110	PASSAIC	NHP-0080 (336)	63,000	\$0.01	\$0.01	\$0.01	\$5.00
		23102	ESSEX	NHP-0078 (336)	64,000	\$0.01	\$0.01	\$0.01	\$0.10
		23105	UNION	NHP-0078 (337)	111,523	\$0.01	\$1.00	\$0.01	\$0.50

PRIME COAT / GAL									
401036M	2022Q3	22137	UNION	NHP-0022 (353)	414	\$0.01	\$0.01	\$1.00	\$3.00
		22149	MORRIS	HSIP-0015 (313)	1,700	\$0.01	\$0.01	\$0.01	\$3.00
	2022Q4	22152	WARREN	CMAQ-0046 (353)	3,910	\$0.01	\$0.02	\$0.01	\$1.00
	2023Q1	22158	ESSEX	NHP-0280 (337)	1,300	\$6.00	\$1.00	\$0.01	\$1.00
	2023Q2	22153	MORRIS	NHP-0023 (329)	1,100	\$0.01	\$0.01	\$0.01	\$2.00
		23113	WARREN	0046 (999)	13,871	\$0.01	\$0.01	\$0.02	\$1.00

HOT MIX ASPHALT 9.5 M 64 SURFACE COURSE / T									
401042M	2023Q1	23403	HUDSON	STATE	2,500	\$124.00	\$130.00	\$105.85	\$100.00
		23402	MORRIS	STATE	2,600	\$122.95	\$113.45	\$141.00	\$100.00
	2023Q2	23123	MORRIS	0046997	265	\$216.25	\$275.00	\$162.00	\$240.00
		23113	WARREN	0046 (999)	5,195	\$125.76	\$150.00	\$230.00	\$115.00

HOT MIX ASPHALT 9.5 ME SURFACE COURSE / T									
401049M	2022Q4	22148	PASSAIC	NHFP-HWY-0046 (356)	1,684	\$215.00	\$135.00	\$187.25	\$130.00
	2023Q1	23402	MORRIS	STATE	2,500	\$128.95	\$121.15	\$150.00	\$112.00
		23403	HUDSON	STATE	2,500	\$131.00	\$130.00	\$110.90	\$112.00

HISTORICAL BID PRICE LISTING
BY REGION

REGION: N

PAY ITEM	CALENDAR QUARTER	CONTRACT NUMBER	COUNTY LOCATION	PROJECT DESCRIPTION	BID QUANTITY	AWARD PRICE	SECOND BIDDER	THIRD BIDDER	ESTIMATE	
HOT MIX ASPHALT 12.5 M 64 SURFACE COURSE / T										
401054M	2022Q3	22137	UNION	NHP-0022 (353)	949	\$133.00	\$210.00	\$230.00	\$136.00	
		22149	MORRIS	HSIP-0015 (313)	3,951	\$127.50	\$125.00	\$142.45	\$110.00	
	2022Q4	22145	WARREN	NHP-0094 (306)	28	\$811.23			\$150.00	
		22152	WARREN	CMAQ-0046 (353)	1,600	\$200.00	\$200.00	\$160.00	\$120.00	
	2023Q1	22158	ESSEX	NHP-0280 (337)	2,169	\$173.00	\$160.00	\$135.00	\$100.00	
		23403	HUDSON	STATE	5,000	\$130.00	\$125.00	\$129.10	\$101.00	
		23403	HUDSON	STATE	5,150	\$88.15	\$93.00	\$125.95	\$121.00	
		23402	MORRIS	STATE	5,600	\$133.40	\$123.90	\$140.00	\$101.00	
		23401	SUSSEX	STATE	50,409	\$91.70	\$94.00	\$87.25	\$93.74	
	2023Q2	23109	MORRIS	NHP-0124 (301)	16	\$2,147			\$820.00	
		23112	MORRIS	NHP-0053 (302)	240	\$225.00	\$149.00	\$184.85	\$135.00	
		23106	ESSEX	NHP-0124 (300)	942	\$332.88			\$130.00	
		23110	PASSAIC	NHP-0080 (336)	2,161	\$129.65	\$113.45	\$114.00	\$250.00	
		22153	MORRIS	NHP-0023 (329)	3,544	\$115.55	\$135.00	\$119.96	\$120.00	

HMA 12.5 M E SURFACE COURSE / T										
401061M	2022Q4	22143	UNION	NHP-0001 (332)	1,823	\$125.25	\$125.25	\$141.75	\$125.00	
		2023Q1	23402	MORRIS	STATE	1,127	\$93.60	\$122.26	\$122.00	\$100.00
	23403		HUDSON	STATE	1,612	\$100.50	\$114.00	\$131.65	\$148.00	
	23403		HUDSON	STATE	5,000	\$142.00	\$131.00	\$136.80	\$115.00	
	23402		MORRIS	STATE	5,600	\$143.40	\$142.35	\$149.00	\$115.00	

HOT MIX ASPHALT 12.5 M 64 INTERMEDIATE C / T										
401072M	2022Q3	22149	MORRIS	HSIP-0015 (313)	2,998	\$127.50	\$115.00	\$165.90	\$110.00	
		2022Q4	22148	PASSAIC	NHFP-HWY-0046 (356)	12	\$285.00	\$300.00	\$187.25	\$160.00
	2023Q1		23403	HUDSON	STATE	1,000	\$85.00	\$142.00	\$93.75	\$104.00
			23402	MORRIS	STATE	1,500	\$85.00	\$84.90	\$103.00	\$104.00
2023Q2	23113	WARREN	0046 (999)	4,743	\$123.10	\$190.00	\$175.00	\$115.00		

HISTORICAL BID PRICE LISTING
BY REGION

REGION: N

PAY ITEM	CALENDAR QUARTER	CONTRACT NUMBER	COUNTY LOCATION	PROJECT DESCRIPTION	BID QUANTITY	AWARD PRICE	SECOND BIDDER	THIRD BIDDER	ESTIMATE

HMA 12.5 M E INTERMEDIATE COURSE / T									
401079M	2022Q3	22137	UNION	NHP-0022 (353)	2,698	\$152.00	\$120.00	\$165.00	\$140.00

HOT MIX ASPHALT 19 M 64 INTERMEDIATE COU / T									
401084M	2023Q1	22158	ESSEX	NHP-0280 (337)	281	\$162.00	\$173.00	\$130.00	\$120.00

HOT MIX ASPHALT 19 M 76 INTERMEDIATE COU / T									
401090M	2023Q1	22158	ESSEX	NHP-0280 (337)	602	\$178.00	\$186.00	\$160.00	\$157.00

HOT MIX ASPHALT 19 M 64 BASE COURSE / T									
401096M	2022Q4	22148	PASSAIC	NHFP-HWY-0046 (356)	7	\$285.00	\$375.00	\$187.25	\$175.00

HOT MIX ASPHALT 25 M 64 BASE COURSE / T									
401099M	2022Q3	22149	MORRIS	HSIP-0015 (313)	1,218	\$190.00	\$160.00	\$189.10	\$100.00
		22137	UNION	NHP-0022 (353)	2,419	\$150.00	\$117.00	\$155.00	\$123.00
	2022Q4	22152	WARREN	CMAQ-0046 (353)	80	\$250.00	\$200.00	\$235.00	\$190.00
	2023Q1	23402	MORRIS	STATE	500	\$95.00	\$81.55	\$110.00	\$105.00
		23403	HUDSON	STATE	500	\$95.00	\$153.00	\$82.35	\$105.00
		22158	ESSEX	NHP-0280 (337)	2,311	\$158.00	\$165.00	\$135.00	\$115.00
	2023Q2	23112	MORRIS	NHP-0053 (302)	100	\$210.00	\$260.00	\$476.96	\$150.00
		23123	MORRIS	0046997	703	\$194.25	\$250.00	\$102.00	\$200.00
		22153	MORRIS	NHP-0023 (329)	1,565	\$2.00	\$150.00	\$144.69	\$125.00
		23113	WARREN	0046 (999)	19,295	\$121.40	\$130.00	\$163.00	\$110.00

HISTORICAL BID PRICE LISTING
BY REGION

REGION: N

PAY ITEM	CALENDAR QUARTER	CONTRACT NUMBER	COUNTY LOCATION	PROJECT DESCRIPTION	BID QUANTITY	AWARD PRICE	SECOND BIDDER	THIRD BIDDER	ESTIMATE
CORE SAMPLES, HOT MIX ASPHALT / U									
401108M	2022Q3	22137	UNION	NHP-0022 (353)	20	\$210.00	\$240.00	\$300.00	\$200.00
		22149	MORRIS	HSIP-0015 (313)	45	\$220.00	\$165.00	\$154.15	\$150.00
		22142	MORRIS	NHP-0080 (335)	50	\$120.00	\$110.00	\$50.00	\$245.00
	2022Q4	22148	PASSAIC	NHFP-HWY-0046 (356)	10	\$150.00	\$325.00	\$195.00	\$300.00
		22152	WARREN	CMAQ-0046 (353)	15	\$300.00	\$500.00	\$330.00	\$196.00
		22154	MORRIS	NHP-0080 (334)	100	\$95.00	\$120.00	\$250.00	\$250.00
		22143	UNION	NHP-0001 (332)	140	\$95.00	\$95.00	\$110.00	\$400.00
	2023Q1	22158	ESSEX	NHP-0280 (337)	40	\$318.00	\$350.00	\$325.00	\$150.00
		23402	MORRIS	STATE	70	\$95.00	\$100.00	\$125.00	\$150.00
		23403	HUDSON	STATE	80	\$95.00	\$150.00	\$125.00	\$140.00
		23401	SUSSEX	STATE	155	\$110.00	\$150.00	\$95.00	\$140.00
		23402	MORRIS	STATE	250	\$95.00	\$0.10	\$1.00	\$111.00
		23403	HUDSON	STATE	250	\$95.00	\$1.00	\$0.10	\$111.00
	2023Q2	23106	ESSEX	NHP-0124 (300)	4	\$480.00			\$480.00
		23113	WARREN	0046 (999)	15	\$209	\$550	\$2,500	\$250.00
		23112	MORRIS	NHP-0053 (302)	25	\$55.00	\$200.00	\$193.90	\$125.00
		23102	ESSEX	NHP-0078 (336)	80	\$105.00	\$100.00	\$164.43	\$140.00
		22153	MORRIS	NHP-0023 (329)	90	\$120.00	\$160.00	\$164.73	\$200.00
		23110	PASSAIC	NHP-0080 (336)	110	\$120.00	\$95.00	\$150.00	\$150.00
		23105	UNION	NHP-0078 (337)	250	\$1.00	\$120.00	\$1.00	\$400.00

HMA LONGITUDINAL JOINT REPAIR / SY									
401113M	2022Q4	22145	WARREN	NHP-0094 (306)	100	\$205.56			\$75.00
		22143	UNION	NHP-0001 (332)	1,000	\$5.00	\$5.00	\$1.00	\$15.00
	2023Q1	22159	BERGEN	NHP-0017 (310)	300	\$20.00	\$0.25	\$10.00	\$35.00
	2023Q2	23106	ESSEX	NHP-0124 (300)	20	\$240.00			\$205.00
		23102	ESSEX	NHP-0078 (336)	125	\$5.00	\$20.00	\$105.46	\$40.00
		23105	UNION	NHP-0078 (337)	300	\$5.00	\$55.00	\$10.00	\$15.00
		23110	PASSAIC	NHP-0080 (336)	300	\$10.00	\$15.00	\$25.00	\$40.00

HISTORICAL BID PRICE LISTING
 BY REGION

REGION: N

PAY ITEM	CALENDAR QUARTER	CONTRACT NUMBER	COUNTY LOCATION	PROJECT DESCRIPTION	BID QUANTITY	AWARD PRICE	SECOND BIDDER	THIRD BIDDER	ESTIMATE

ULTRA-THIN FRICTION COURSE / T									
403003M	2023Q1	22159	BERGEN	NHP-0017 (310)	9,756	\$148.00	\$149.15	\$162.44	\$170.00

POLYMER MODIFIED TACK COAT / GAL									
403005M	2023Q1	22159	BERGEN	NHP-0017 (310)	52,499	\$0.01	\$7.00	\$7.20	\$4.00

HISTORICAL BID PRICE LISTING
 BY REGION

REGION: N

PAY ITEM	CALENDAR QUARTER	CONTRACT NUMBER	COUNTY LOCATION	PROJECT DESCRIPTION	BID QUANTITY	AWARD PRICE	SECOND BIDDER	THIRD BIDDER	ESTIMATE
STONE MATRIX ASPHALT 12.5 MM SURFACE COU / T									
404006M	2022Q3	22137	UNION	NHP-0022 (353)	1,307	\$210.00	\$175.00	\$205.00	\$142.00
	2023Q1	23403	HUDSON	STATE	1,500	\$167.50	\$170.00	\$161.40	\$140.00
		22158	ESSEX	NHP-0280 (337)	1,710	\$211.00	\$192.00	\$190.00	\$130.00
		23402	MORRIS	STATE	2,000	\$165.40	\$155.10	\$170.00	\$140.00
		23403	HUDSON	STATE	15,903	\$131.15	\$135.00	\$145.60	\$145.00
		23402	MORRIS	STATE	24,405	\$120.50	\$136.00	\$124.00	\$112.00
	2023Q2	22153	MORRIS	NHP-0023 (329)	15,511	\$141.65	\$160.00	\$122.96	\$128.00

HISTORICAL BID PRICE LISTING
 BY REGION

REGION: N

PAY ITEM	CALENDAR QUARTER	CONTRACT NUMBER	COUNTY LOCATION	PROJECT DESCRIPTION	BID QUANTITY	AWARD PRICE	SECOND BIDDER	THIRD BIDDER	ESTIMATE
UNDERLAYER PREPARATION / SY									
405003P	2023Q2	23418	MORRIS	CRRSAA-FLEX-D00S (633	143	\$0.01	\$78.50	\$100.00	\$50.00

HISTORICAL BID PRICE LISTING
BY REGION

REGION: N

PAY ITEM	CALENDAR QUARTER	CONTRACT NUMBER	COUNTY LOCATION	PROJECT DESCRIPTION	BID QUANTITY	AWARD PRICE	SECOND BIDDER	THIRD BIDDER	ESTIMATE
406005M	2022Q3	22142	MORRIS	NHP-0080 (335)	7,200	\$169.55	\$160.00	\$174.59	\$165.00
	2022Q4	22154	MORRIS	NHP-0080 (334)	18,600	\$149.65	\$150.50	\$200.00	\$175.00
		22143	UNION	NHP-0001 (332)	26,148	\$159.00	\$159.00	\$171.90	\$135.00
	2023Q1	22158	ESSEX	NHP-0280 (337)	77	\$648.00	\$645.00	\$500.00	\$140.00
	2023Q2	23112	MORRIS	NHP-0053 (302)	4,000	\$215.00	\$182.00	\$164.20	\$165.00
		23102	ESSEX	NHP-0078 (336)	11,538	\$149.50	\$154.20	\$137.41	\$167.00
		23110	PASSAIC	NHP-0080 (336)	21,094	\$143.30	\$146.50	\$145.00	\$155.00
		23105	UNION	NHP-0078 (337)	23,562	\$147.00	\$170.00	\$161.63	\$150.00

HISTORICAL BID PRICE LISTING
 BY REGION

REGION: N

PAY ITEM	CALENDAR QUARTER	CONTRACT NUMBER	COUNTY LOCATION	PROJECT DESCRIPTION	BID QUANTITY	AWARD PRICE	SECOND BIDDER	THIRD BIDDER	ESTIMATE
BINDER RICH INTERMEDIATE COURSE, 4.75MM / T									
407010M	2022Q3	22137	UNION	NHP-0022 (353)	802	\$290.00	\$245.00	\$280.00	\$180.00

HISTORICAL BID PRICE LISTING
BY REGION

REGION: N

PAY ITEM	CALENDAR QUARTER	CONTRACT NUMBER	COUNTY LOCATION	PROJECT DESCRIPTION	BID QUANTITY	AWARD PRICE	SECOND BIDDER	THIRD BIDDER	ESTIMATE
MICROPAVING JOINTS / LF									
421007M	2022Q3	22142	MORRIS	NHP-0080 (335)	34,700	\$6.85	\$5.40	\$4.86	\$5.00
	2023Q1	22160	WARREN	0046996	20,309	\$4.92			\$5.00
		22159	BERGEN	NHP-0017 (310)	49,500	\$5.50	\$8.00	\$5.60	\$4.50
	2023Q2	23106	ESSEX	NHP-0124 (300)	4,050	\$4.95			\$4.50
		23109	MORRIS	NHP-0124 (301)	22,229	\$4.95			\$5.00
		23110	PASSAIC	NHP-0080 (336)	83,500	\$4.80	\$4.95	\$4.95	\$5.00
		23105	UNION	NHP-0078 (337)	134,000	\$0.05	\$1.00	\$0.10	\$5.00

SLURRY SEAL AGGREGATE, TYPE II / T									
421010M	2022Q4	22154	MORRIS	NHP-0080 (334)	3,797	\$159.49	\$120.00	\$71.50	\$150.00
	2023Q1	22160	WARREN	0046996	1,138	\$129.92			\$143.00
	2023Q2	23109	MORRIS	NHP-0124 (301)	680	\$131.94			\$130.00

SLURRY SEAL EMULSION / GAL									
421011M	2022Q4	22154	MORRIS	NHP-0080 (334)	104,198	\$14.32	\$13.70	\$6.85	\$15.00
	2023Q1	22160	WARREN	0046996	33,381	\$12.38			\$13.00
	2023Q2	23109	MORRIS	NHP-0124 (301)	34,797	\$12.39			\$13.00

HISTORICAL BID PRICE LISTING
 BY REGION

REGION: N

PAY ITEM	CALENDAR QUARTER	CONTRACT NUMBER	COUNTY LOCATION	PROJECT DESCRIPTION	BID QUANTITY	AWARD PRICE	SECOND BIDDER	THIRD BIDDER	ESTIMATE
FOG SEAL STRIP / LF									
422004M	2022Q3	22149	MORRIS	HSIP-0015 (313)	650	\$11.00	\$2.75	\$2.30	\$2.00
	2023Q2	23109	MORRIS	NHP-0124 (301)	24,451	\$0.01			\$1.00

HISTORICAL BID PRICE LISTING
 BY REGION

REGION: N

PAY ITEM	CALENDAR QUARTER	CONTRACT NUMBER	COUNTY LOCATION	PROJECT DESCRIPTION	BID QUANTITY	AWARD PRICE	SECOND BIDDER	THIRD BIDDER	ESTIMATE
CHIP SEAL PG88-22FR / SY									
424110M	2022Q3	22142	MORRIS	NHP-0080 (335)	16,200	\$10.63	\$14.25	\$12.96	\$10.00
	2022Q4	22145	WARREN	NHP-0094 (306)	153,765	\$6.92			\$6.00
	2023Q1	22160	WARREN	0046996	553	\$50.00			\$7.00
		22159	BERGEN	NHP-0017 (310)	24,947	\$16.00	\$14.50	\$14.96	\$9.00
	2023Q2	23105	UNION	NHP-0078 (337)	6,910	\$16.50	\$17.00	\$20.23	\$50.00
		23110	PASSAIC	NHP-0080 (336)	15,965	\$12.55	\$13.38	\$14.00	\$50.00
		23102	ESSEX	NHP-0078 (336)	21,155	\$13.75	\$15.40	\$13.97	\$9.00
		23106	ESSEX	NHP-0124 (300)	117,647	\$7.96			\$5.00

HISTORICAL BID PRICE LISTING
 BY REGION

REGION: N

PAY ITEM -----	CALENDAR QUARTER	CONTRACT NUMBER	COUNTY LOCATION	PROJECT DESCRIPTION	BID QUANTITY	AWARD PRICE	SECOND BIDDER	THIRD BIDDER	ESTIMATE
-----	-----	-----	-----	-----	-----	-----	-----	-----	-----
SCRUB SEAL / SY									
425001M	2022Q4	22145	WARREN	NHP-0094 (306)	153,765	\$6.92			\$7.00
	2023Q1	22160	WARREN	0046996	111,194	\$6.92			\$3.00

HISTORICAL BID PRICE LISTING
 BY REGION

REGION: N

PAY ITEM	CALENDAR CONTRACT QUARTER NUMBER	COUNTY LOCATION	PROJECT DESCRIPTION	BID QUANTITY	AWARD PRICE	SECOND BIDDER	THIRD BIDDER	ESTIMATE
-----	-----	-----	-----	-----	-----	-----	-----	-----
PARTIAL DEPTH CONCRETE REPAIR / SY								
452003M	2023Q1 22158	ESSEX	NHP-0280 (337)	12	\$1,034	\$950	\$850	\$300.00

HISTORICAL BID PRICE LISTING
BY REGION

REGION: N

PAY ITEM	CALENDAR QUARTER	CONTRACT NUMBER	COUNTY LOCATION	PROJECT DESCRIPTION	BID QUANTITY	AWARD PRICE	SECOND BIDDER	THIRD BIDDER	ESTIMATE
FULL DEPTH CONCRETE PAVEMENT REPAIR, CON / SY									
453005M	2023Q1	22158	ESSEX	NHP-0280 (337)	247	\$1,699	\$650	\$225	\$750.00
FULL DEPTH CONCRETE PAVEMENT REPAIR, HMA / SY									
453006M	2022Q3	22137	UNION	NHP-0022 (353)	50	\$140.00	\$75.00	\$50.00	\$200.00
	2022Q4	22145	WARREN	NHP-0094 (306)	50	\$500.00			\$210.00
	2023Q1	22159	BERGEN	NHP-0017 (310)	30	\$50.00	\$50.00	\$100.00	\$150.00
		22160	WARREN	0046996	100	\$200.00			\$140.00
		23401	SUSSEX	STATE	100	\$75.00	\$75.00	\$100.00	\$175.00
		23402	MORRIS	STATE	100	\$150.00	\$20.00	\$50.00	\$175.00
		23403	HUDSON	STATE	100	\$50.00	\$1.00	\$25.00	\$150.00
		23403	HUDSON	STATE	375	\$50.00	\$25.00	\$40.00	\$156.00
		23402	MORRIS	STATE	410	\$50.00	\$40.00	\$25.00	\$156.00
	2023Q2	23102	ESSEX	NHP-0078 (336)	80	\$20.00	\$40.00	\$534.57	\$175.00
		22153	MORRIS	NHP-0023 (329)	100	\$20.00	\$155.00	\$403.76	\$200.00
		23106	ESSEX	NHP-0124 (300)	100	\$300.00			\$101.00
		23110	PASSAIC	NHP-0080 (336)	122	\$10.00	\$250.00	\$50.00	\$180.00
		23109	MORRIS	NHP-0124 (301)	200	\$200.00			\$300.00

HISTORICAL BID PRICE LISTING
 BY REGION

REGION: N

PAY ITEM	CALENDAR QUARTER	CONTRACT NUMBER	COUNTY LOCATION	PROJECT DESCRIPTION	BID QUANTITY	AWARD PRICE	SECOND BIDDER	THIRD BIDDER	ESTIMATE
-----	-----	-----	-----	-----	-----	-----	-----	-----	-----
CLEANING AND SEALING JOINTS AND CRACKS I / LF									
456006M	2022Q3	22137	UNION	NHP-0022 (353)	2,000	\$1.75	\$6.00	\$3.00	\$5.00

HISTORICAL BID PRICE LISTING
BY REGION

REGION: N

PAY ITEM	CALENDAR QUARTER	CONTRACT NUMBER	COUNTY LOCATION	PROJECT DESCRIPTION	BID QUANTITY	AWARD PRICE	SECOND BIDDER	THIRD BIDDER	ESTIMATE
TEMPORARY SHEETING / SF									
501003P	2022Q3	22137	UNION	NHP-0022 (353)	8,540	\$0.01	\$0.01	\$3.00	\$130.00
	2023Q1	22158	ESSEX	NHP-0280 (337)	156	\$66.00	\$62.00	\$0.01	\$60.00
		22158	ESSEX	NHP-0280 (337)	307	\$143.00	\$150.00	\$0.01	\$60.00
		22158	ESSEX	NHP-0280 (337)	430	\$102.00	\$50.00	\$100.00	\$60.00
		22158	ESSEX	NHP-0280 (337)	6,743	\$155.00	\$60.00	\$100.00	\$60.00
	2023Q2	23123	MORRIS	0046997	210	\$38.00	\$35.00	\$32.00	\$31.00
		23123	MORRIS	0046997	210	\$38.00	\$35.00	\$32.00	\$31.00
		23123	MORRIS	0046997	250	\$38.00	\$35.00	\$27.00	\$31.00
		23123	MORRIS	0046997	270	\$38.00	\$35.00	\$25.00	\$31.00

HISTORICAL BID PRICE LISTING
BY REGION

REGION: N

PAY ITEM	CALENDAR QUARTER	CONTRACT NUMBER	COUNTY LOCATION	PROJECT DESCRIPTION	BID QUANTITY	AWARD PRICE	SECOND BIDDER	THIRD BIDDER	ESTIMATE

FURNISHING DRILLED SHAFT EQUIPMENT / LS									
503003P	2023Q1	22158	ESSEX	NHP-0280 (337)	1	\$13,025	\$12,300	\$13,000	\$75,000
		22158	ESSEX	NHP-0280 (337)	1	\$6,512	\$6,150	\$13,000	\$25,000
	2023Q2	23123	MORRIS	0046997	1	\$9,775	\$9,300	\$11,000	\$20,000
		23123	MORRIS	0046997	1	\$9,775	\$9,400	\$11,000	\$20,000
		23123	MORRIS	0046997	1	\$9,775	\$9,400	\$11,000	\$20,000
		23123	MORRIS	0046997	1	\$9,775	\$9,400	\$11,000	\$20,000

CROSSHOLE SONIC LOGGING / U									
503012M	2023Q1	22158	ESSEX	NHP-0280 (337)	1	\$4,236	\$4,000	\$4,100	\$3,000
		22158	ESSEX	NHP-0280 (337)	4	\$4,236	\$4,000	\$3,500	\$3,000
	2023Q2	23123	MORRIS	0046997	1	\$6,210	\$6,000	\$2,800	\$2,300
		23123	MORRIS	0046997	1	\$6,210	\$5,900	\$2,800	\$2,300
		23123	MORRIS	0046997	1	\$6,210	\$6,000	\$2,800	\$2,300
		23123	MORRIS	0046997	1	\$6,210	\$6,000	\$2,800	\$2,300

SHAFT CORING / LF									
503015M	2023Q1	22158	ESSEX	NHP-0280 (337)	31	\$159.00	\$150.00	\$100.00	\$250.00
		22158	ESSEX	NHP-0280 (337)	33	\$159.00	\$150.00	\$100.00	\$250.00
	2023Q2	23123	MORRIS	0046997	16	\$172.50	\$165.00	\$169.00	\$92.00
		23123	MORRIS	0046997	16	\$172.50	\$165.00	\$169.00	\$92.00
		23123	MORRIS	0046997	26	\$172.50	\$165.00	\$169.00	\$92.00
		23123	MORRIS	0046997	28	\$172.50	\$165.00	\$169.00	\$92.00

DRILLED SHAFT IN SOIL 36" DIAMETER / LF									
503018M	2023Q1	22158	ESSEX	NHP-0280 (337)	132	\$1,350	\$1,275	\$900	\$1,200

DRILLED SHAFT IN SOIL 48" DIAMETER / LF									
503021M	2023Q2	23123	MORRIS	0046997	17	\$2,475	\$2,400	\$3,400	\$2,000

HISTORICAL BID PRICE LISTING
BY REGION

REGION: N

PAY ITEM	CALENDAR QUARTER	CONTRACT NUMBER	COUNTY LOCATION	PROJECT DESCRIPTION	BID QUANTITY	AWARD PRICE	SECOND BIDDER	THIRD BIDDER	ESTIMATE
DRILLED SHAFT IN SOIL 48" DIAMETER / LF									
503021M	(cont)	23123	MORRIS	0046997	17	\$2,475	\$2,300	\$3,400	\$2,000
DRILLED SHAFT IN SOIL 54" DIAMETER / LF									
503024M	2023Q2	23123	MORRIS	0046997	27	\$1,880	\$1,800	\$2,400	\$2,000
DRILLED SHAFT IN SOIL 60" DIAMETER / LF									
503027M	2023Q1	22158	ESSEX	NHP-0280 (337)	31	\$1,853	\$1,750	\$2,200	\$2,000
	2023Q2	23123	MORRIS	0046997	29	\$1,985	\$1,900	\$2,500	\$2,000
OBSTRUCTION REMOVAL / LF									
503048M	2023Q1	22158	ESSEX	NHP-0280 (337)	3	\$392	\$370	\$4,500	\$1,200
	2023Q2	23123	MORRIS	0046997	5	\$425.00	\$400.00	\$400.00	\$720.00
		23123	MORRIS	0046997	5	\$425.00	\$405.00	\$400.00	\$720.00
		23123	MORRIS	0046997	5	\$425.00	\$405.00	\$400.00	\$720.00
		23123	MORRIS	0046997	5	\$425.00	\$405.00	\$400.00	\$720.00
		23112	MORRIS	NHP-0053 (302)	50	\$425.00	\$575.00	\$107.37	\$500.00
TOMOGRAPHY / U									
503051M	2023Q1	22158	ESSEX	NHP-0280 (337)	1	\$1,827	\$1,725	\$2,700	\$3,000
		22158	ESSEX	NHP-0280 (337)	4	\$1,827	\$1,725	\$2,700	\$3,000
	2023Q2	23123	MORRIS	0046997	1	\$1,900	\$1,900	\$500	\$1,360
		23123	MORRIS	0046997	1	\$1,900	\$1,800	\$500	\$1,360
		23123	MORRIS	0046997	1	\$1,900	\$1,800	\$500	\$1,360
		23123	MORRIS	0046997	1	\$1,900	\$1,850	\$500	\$1,360

HISTORICAL BID PRICE LISTING
BY REGION

REGION: N

PAY ITEM	CALENDAR QUARTER	CONTRACT NUMBER	COUNTY LOCATION	PROJECT DESCRIPTION	BID QUANTITY	AWARD PRICE	SECOND BIDDER	THIRD BIDDER	ESTIMATE
REINFORCEMENT STEEL / LB									
504003P	2023Q1	22158	ESSEX	NHP-0280 (337)	500	\$4.00	\$1.70	\$9.00	\$2.50
REINFORCEMENT STEEL, EPOXY-COATED / LB									
504006P	2022Q3	22137	UNION	NHP-0022 (353)	22,000	\$2.75	\$3.25	\$3.00	\$3.00
	2023Q1	22158	ESSEX	NHP-0280 (337)	2,042	\$2.00	\$2.00	\$3.00	\$3.00
		22158	ESSEX	NHP-0280 (337)	2,678	\$2.00	\$2.00	\$3.00	\$3.00
		22158	ESSEX	NHP-0280 (337)	494,670	\$3.00	\$2.20	\$2.60	\$3.00
	2023Q2	22153	MORRIS	NHP-0023 (329)	260	\$3.56	\$7.00	\$11.24	\$15.00
		22153	MORRIS	NHP-0023 (329)	310	\$3.56	\$6.50	\$9.75	\$15.00
		22153	MORRIS	NHP-0023 (329)	310	\$3.56	\$6.50	\$9.75	\$15.00
		23123	MORRIS	0046997	1,100	\$2.65	\$2.50	\$6.80	\$6.00
		23123	MORRIS	0046997	1,100	\$2.65	\$2.50	\$6.80	\$6.00
		23123	MORRIS	0046997	1,400	\$2.65	\$2.50	\$5.90	\$6.00
		23123	MORRIS	0046997	1,500	\$2.65	\$2.50	\$5.70	\$6.00
		22153	MORRIS	NHP-0023 (329)	9,200	\$3.70	\$3.00	\$3.84	\$15.00
DRILL AND GROUT REINFORCEMENT STEEL / LF									
504010P	2023Q1	22158	ESSEX	NHP-0280 (337)	470	\$36.00	\$30.00	\$40.00	\$73.00
CONCRETE FOOTING / CY									
504015P	2022Q3	22137	UNION	NHP-0022 (353)	180	\$400.00	\$485.00	\$700.00	\$1,000
	2023Q1	22158	ESSEX	NHP-0280 (337)	11	\$1,044	\$1,100	\$2,000	\$520.00
CONCRETE WING WALL / CY									
504018P	2022Q3	22137	UNION	NHP-0022 (353)	30	\$1,200	\$1,750	\$2,400	\$2,400
	2023Q1	22158	ESSEX	NHP-0280 (337)	8	\$1,894	\$2,000	\$3,000	\$1,800

HISTORICAL BID PRICE LISTING
BY REGION

REGION: N

PAY ITEM	CALENDAR QUARTER	CONTRACT NUMBER	COUNTY LOCATION	PROJECT DESCRIPTION	BID QUANTITY	AWARD PRICE	SECOND BIDDER	THIRD BIDDER	ESTIMATE
CONCRETE ABUTMENT WALL / CY									
504024P	2023Q1	22158	ESSEX	NHP-0280 (337)	60	\$1,956	\$1,400	\$3,500	\$1,800
CONCRETE PIER COLUMN AND CAP, HPC / CY									
504026P	2023Q1	22158	ESSEX	NHP-0280 (337)	7	\$4,077	\$3,500	\$1,300	\$2,000
		22158	ESSEX	NHP-0280 (337)	23	\$4,077	\$3,850	\$1,000	\$2,000
CONCRETE PIER COLUMN AND CAP / CY									
504027P	2023Q1	22158	ESSEX	NHP-0280 (337)	58	\$1,022	\$1,400	\$2,000	\$2,800
EPOXY WATERPROOFING / SY									
504036P	2023Q1	22158	ESSEX	NHP-0280 (337)	249	\$64.00	\$30.00	\$50.00	\$94.00
		21410	BERGEN	NHP-D00S (642)	605	\$50.00	\$60.00	\$58.00	\$75.00
		22450	MORRIS	NHP-0040 (314)	6,088	\$50.00	\$60.00	\$83.00	\$51.00
	2023Q2	23123	MORRIS	0046997	4	\$305.00	\$300.00	\$400.00	\$81.00
		23123	MORRIS	0046997	4	\$305.00	\$300.00	\$400.00	\$81.00
		23123	MORRIS	0046997	4	\$305.00	\$300.00	\$400.00	\$81.00
		23123	MORRIS	0046997	5	\$305.00	\$300.00	\$300.00	\$81.00
SIGN SUPPORT STRUCTURE CAP, HPC / CY									
504095P	2023Q2	23123	MORRIS	0046997	4	\$5,980	\$5,700	\$2,500	\$1,530
		23123	MORRIS	0046997	4	\$5,980	\$5,800	\$4,500	\$1,530
		23123	MORRIS	0046997	6	\$5,980	\$5,700	\$1,700	\$1,530
		23123	MORRIS	0046997	7	\$5,980	\$5,700	\$1,500	\$1,530

HISTORICAL BID PRICE LISTING
BY REGION

REGION: N

PAY ITEM	CALENDAR QUARTER	CONTRACT NUMBER	COUNTY LOCATION	PROJECT DESCRIPTION	BID QUANTITY	AWARD PRICE	SECOND BIDDER	THIRD BIDDER	ESTIMATE
PRECAST CONCRETE CULVERT / LF									
505057P	2022Q3	22137	UNION	NHP-0022 (353)	105	\$13,450	\$4,700	\$18,500	\$5,200

HISTORICAL BID PRICE LISTING
BY REGION

REGION: N

PAY ITEM	CALENDAR QUARTER	CONTRACT NUMBER	COUNTY LOCATION	PROJECT DESCRIPTION	BID QUANTITY	AWARD PRICE	SECOND BIDDER	THIRD BIDDER	ESTIMATE

STRUCTURAL STEEL / LS									
506003P	2022Q4	22148	PASSAIC	NHFP-HWY-0046 (356)	1	\$195,000	\$100,000	\$266,500	\$25,000
		22148	PASSAIC	NHFP-HWY-0046 (356)	1	\$28,000	\$25,000	\$37,700	\$27,000
		22148	PASSAIC	NHFP-HWY-0046 (356)	1	\$28,000	\$30,000	\$39,000	\$28,000
		22148	PASSAIC	NHFP-HWY-0046 (356)	1	\$42,500	\$40,000	\$46,800	\$31,000
		22148	PASSAIC	NHFP-HWY-0046 (356)	1	\$67,000	\$100,000	\$236,600	\$60,000
	2023Q1	22158	ESSEX	NHP-0280 (337)	1	\$1,772,050	\$1,200,000	\$2,500,000	\$301,000

REINFORCED ELASTOMERIC BEARING ASSEMBLY / U									
506006P	2023Q1	22158	ESSEX	NHP-0280 (337)	120	\$9,721	\$13,500	\$16,000	\$4,260

SHEAR CONNECTOR / U									
506012P	2023Q1	22158	ESSEX	NHP-0280 (337)	15,960	\$7.00	\$7.00	\$8.00	\$8.00

LUBRICATE BEARING / U									
506013P	2023Q1	21410	BERGEN	NHP-D00S (642)	2	\$100.00	\$40.00	\$87.00	\$2,000
		22450	MORRIS	NHP-0040 (314)	1,138	\$40.00	\$50.00	\$76.00	\$150.00

STEEL REPAIR, TYPE ____ / U									
506040P	2023Q1	22158	ESSEX	NHP-0280 (337)	6	\$6,025	\$1,300	\$5,000	\$9,500

HISTORICAL BID PRICE LISTING
BY REGION

REGION: N

PAY ITEM	CALENDAR QUARTER	CONTRACT NUMBER	COUNTY LOCATION	PROJECT DESCRIPTION	BID QUANTITY	AWARD PRICE	SECOND BIDDER	THIRD BIDDER	ESTIMATE
STRIP SEAL EXPANSION JOINT ASSEMBLY / LF									
507015P	2023Q1	22158	ESSEX	NHP-0280 (337)	406	\$1,069	\$700	\$600	\$563.00

CONCRETE BRIDGE DECK, HPC / CY									
507024P	2023Q1	22158	ESSEX	NHP-0280 (337)	1,615	\$1,800	\$1,100	\$3,000	\$1,410

DATE PANEL / U									
507027M	2022Q3	22137	UNION	NHP-0022 (353)	2	\$3,000	\$2,600	\$1,500	\$2,000
	2023Q1	22158	ESSEX	NHP-0280 (337)	2	\$1,813	\$1,000	\$3,000	\$1,450

CONCRETE BRIDGE SIDEWALK, HPC / CY									
507033P	2022Q3	22137	UNION	NHP-0022 (353)	60	\$300	\$1,100	\$800	\$1,300

CONCRETE BRIDGE PARAPET / LF									
507036P	2023Q1	22450	MORRIS	NHP-0040 (314)	150	\$150.00	\$800.00	\$560.00	\$1,000

BARRIER PARAPET MODIFICATIONS / LF									
507037P	2023Q2	22153	MORRIS	NHP-0023 (329)	13	\$1,356	\$2,000	\$1,859	\$1,600
		22153	MORRIS	NHP-0023 (329)	16	\$1,346	\$1,750	\$1,522	\$1,600
		22153	MORRIS	NHP-0023 (329)	16	\$1,346	\$1,750	\$1,522	\$1,600

CONCRETE BRIDGE PARAPET WITH MOMENT SLAB / LF									
507038P	2023Q1	22158	ESSEX	NHP-0280 (337)	216	\$625	\$1,200	\$1,000	\$888.00
		22158	ESSEX	NHP-0280 (337)	678	\$664.00	\$850.00	\$950.00	\$888.00
	2023Q2	22153	MORRIS	NHP-0023 (329)	80	\$1,418	\$850	\$1,278	\$900.00

HISTORICAL BID PRICE LISTING
 BY REGION

REGION: N

PAY ITEM	CALENDAR QUARTER	CONTRACT NUMBER	COUNTY LOCATION	PROJECT DESCRIPTION	BID QUANTITY	AWARD PRICE	SECOND BIDDER	THIRD BIDDER	ESTIMATE

CONCRETE BRIDGE PARAPET, HPC / LF									
507039P	2022Q3	22137	UNION	NHP-0022 (353)	42	\$1,300	\$675	\$800	\$600.00
	2023Q1	22158	ESSEX	NHP-0280 (337)	2,085	\$261.00	\$320.00	\$250.00	\$341.00

CONCRETE BRIDGE APPROACH / CY									
507051P	2023Q1	22158	ESSEX	NHP-0280 (337)	190	\$1,227	\$1,000	\$800	\$1,100

STEEL 4 BAR BRIDGE RAILING / LF									
507085P	2022Q3	22137	UNION	NHP-0022 (353)	90	\$420.00	\$375.00	\$400.00	\$500.00

HISTORICAL BID PRICE LISTING
 BY REGION

REGION: N

PAY ITEM	CALENDAR QUARTER	CONTRACT NUMBER	COUNTY LOCATION	PROJECT DESCRIPTION	BID QUANTITY	AWARD PRICE	SECOND BIDDER	THIRD BIDDER	ESTIMATE
CONCRETE BRIDGE DECK, UHPC / CY									
507123P	2023Q1	22158	ESSEX	NHP-0280 (337)	5	\$30,651	\$25,000	\$35,000	\$13,700

HISTORICAL BID PRICE LISTING
 BY REGION

REGION: N

PAY ITEM	CALENDAR QUARTER	CONTRACT NUMBER	COUNTY LOCATION	PROJECT DESCRIPTION	BID QUANTITY	AWARD PRICE	SECOND BIDDER	THIRD BIDDER	ESTIMATE
INLET FRAME AND GRATE / U									
508003M	2022Q3	22137	UNION	NHP-0022 (353)	5	\$1,600	\$2,000	\$1,250	\$3,000

CLEAN EXISTING SCUPPERS AND PIPES / U									
508005M	2023Q1	22450	MORRIS	NHP-0040 (314)	8	\$50.00	\$500.00	\$145.00	\$250.00
		21410	BERGEN	NHP-D00S (642)	1,540	\$160.00	\$200.00	\$341.00	\$350.00

SCUPPER / U									
508006M	2023Q1	22158	ESSEX	NHP-0280 (337)	8	\$5,164	\$5,000	\$6,400	\$5,200

HISTORICAL BID PRICE LISTING
 BY REGION

REGION: N

PAY ITEM	CALENDAR CONTRACT QUARTER NUMBER	COUNTY LOCATION	PROJECT DESCRIPTION	BID QUANTITY	AWARD PRICE	SECOND BIDDER	THIRD BIDDER	ESTIMATE
_____ " FIBERGLASS PIPE / LF								
508902P	2023Q1 22158	ESSEX	NHP-0280 (337)	440	\$226.00	\$150.00	\$170.00	\$320.00

HISTORICAL BID PRICE LISTING
BY REGION

REGION: N

PAY ITEM	CALENDAR QUARTER	CONTRACT NUMBER	COUNTY LOCATION	PROJECT DESCRIPTION	BID QUANTITY	AWARD PRICE	SECOND BIDDER	THIRD BIDDER	ESTIMATE
CANTILEVER SIGN SUPPORT / U									
512002M	2023Q2	23123	MORRIS	0046997	1	\$136,645	\$128,000	\$119,300	\$109,200
		23123	MORRIS	0046997	1	\$167,120	\$160,000	\$146,400	\$147,600

CANTILEVER SIGN SUPPORT, STRUCTURE NO. _ / U									
512003M	2023Q1	22158	ESSEX	NHP-0280(337)	1	\$115,742	\$105,000	\$100,000	\$100,000

INSTALL CANTILEVER SIGN SUPPORT NO. ____ / U									
512005M	2022Q4	22148	PASSAIC	NHFP-HWY-0046(356)	1	\$43,500	\$75,000	\$59,500	\$40,000

BUTTERFLY SIGN SUPPORT / U									
512010M	2023Q2	23123	MORRIS	0046997	1	\$117,670	\$111,000	\$102,400	\$98,000
		23123	MORRIS	0046997	1	\$117,670	\$111,000	\$102,400	\$98,000

OVERHEAD SIGN SUPPORT, STRUCTURE NO. ____ / U									
512012M	2023Q1	22158	ESSEX	NHP-0280(337)	1	\$185,314	\$170,000	\$175,000	\$165,000

HISTORICAL BID PRICE LISTING
 BY REGION

REGION: N

PAY ITEM -----	CALENDAR CONTRACT QUARTER NUMBER -----	COUNTY LOCATION -----	PROJECT DESCRIPTION -----	BID QUANTITY -----	AWARD PRICE -----	SECOND BIDDER -----	THIRD BIDDER -----	ESTIMATE -----
RETAINING WALL, LOCATION NO. ____ / SF								
513003P	2023Q1 22158	ESSEX	NHP-0280 (337)	3,261	\$198.00	\$160.00	\$300.00	\$305.00

HISTORICAL BID PRICE LISTING
 BY REGION

REGION: N

PAY ITEM	CALENDAR QUARTER	CONTRACT NUMBER	COUNTY LOCATION	PROJECT DESCRIPTION	BID QUANTITY	AWARD PRICE	SECOND BIDDER	THIRD BIDDER	ESTIMATE
TEMPORARY SUPPORTS / LS									
514016P	2023Q1	22158	ESSEX	NHP-0280 (337)	1	\$1,472,883	\$900,000	\$600,000	\$795,000
TEMPORARY STRUCTURE, UTILITIES SUPPORT / LS									
514017P	2022Q3	22137	UNION	NHP-0022 (353)	1	\$30,000	\$31,000	\$145,000	\$30,000

HISTORICAL BID PRICE LISTING
BY REGION

REGION: N

PAY ITEM	CALENDAR QUARTER	CONTRACT NUMBER	COUNTY LOCATION	PROJECT DESCRIPTION	BID QUANTITY	AWARD PRICE	SECOND BIDDER	THIRD BIDDER	ESTIMATE
CONCRETE DECK REPAIR, TYPE B / SF									
551006M	2023Q1	22158	ESSEX	NHP-0280 (337)	800	\$96.00	\$180.00	\$125.00	\$125.00
		22450	MORRIS	NHP-0040 (314)	6,900	\$90.00	\$90.00	\$108.00	\$100.00
		21410	BERGEN	NHP-D00S (642)	7,300	\$85.00	\$140.00	\$125.00	\$130.00
	2023Q2	22153	MORRIS	NHP-0023 (329)	60	\$622.00	\$225.00	\$213.68	\$150.00
CONCRETE DECK REPAIR, TYPE C / SF									
551009M	2023Q1	22158	ESSEX	NHP-0280 (337)	200	\$251.00	\$300.00	\$200.00	\$250.00
		22450	MORRIS	NHP-0040 (314)	400	\$30.00	\$200.00	\$255.00	\$350.00
		21410	BERGEN	NHP-D00S (642)	500	\$152.00	\$130.00	\$200.00	\$250.00
PARAPET MODIFICATIONS / LF									
551080P	2023Q2	23113	WARREN	0046 (999)	36	\$2,000	\$3,000	\$1,000	\$2,500

HISTORICAL BID PRICE LISTING
 BY REGION

REGION: N

PAY ITEM	CALENDAR QUARTER	CONTRACT NUMBER	COUNTY LOCATION	PROJECT DESCRIPTION	BID QUANTITY	AWARD PRICE	SECOND BIDDER	THIRD BIDDER	ESTIMATE
PRESSURE INJECTION, CONCRETE CRACKS / LF									
552003M	2023Q1	22158	ESSEX	NHP-0280 (337)	90	\$41.00	\$180.00	\$70.00	\$170.00
		21410	BERGEN	NHP-D00S (642)	1,000	\$100.00	\$40.00	\$40.00	\$50.00
		22450	MORRIS	NHP-0040 (314)	1,000	\$42.00	\$100.00	\$130.00	\$50.00

HISTORICAL BID PRICE LISTING
 BY REGION

REGION: N

PAY ITEM	CALENDAR QUARTER	CONTRACT NUMBER	COUNTY LOCATION	PROJECT DESCRIPTION	BID QUANTITY	AWARD PRICE	SECOND BIDDER	THIRD BIDDER	ESTIMATE
POLLUTION CONTROL SYSTEM / LS									
554003P	2023Q1	22158	ESSEX	NHP-0280 (337)	1	\$678,520	\$16,000	\$35,000	\$658,000
HAND/POWER TOOL CLEANING AND PAINTING / LS									
554006P	2023Q1	22158	ESSEX	NHP-0280 (337)	1	\$651,512	\$700,000	\$240,000	\$400,000
NEAR-WHITE BLAST CLEANING AND PAINTING / LS									
554009P	2023Q1	22158	ESSEX	NHP-0280 (337)	1	\$1,447,066	\$1,750,000	\$3,000,000	\$3,469,000

HISTORICAL BID PRICE LISTING
 BY REGION

REGION: N

PAY ITEM	CALENDAR QUARTER	CONTRACT NUMBER	COUNTY LOCATION	PROJECT DESCRIPTION	BID QUANTITY	AWARD PRICE	SECOND BIDDER	THIRD BIDDER	ESTIMATE
SUBSTRUCTURE CONCRETE REPAIR / SF									
555003M	2023Q1	21410	BERGEN	NHP-D00S (642)	50	\$400.00	\$350.00	\$550.00	\$500.00
		22450	MORRIS	NHP-0040 (314)	1,595	\$160.00	\$300.00	\$472.00	\$350.00

CONCRETE SPALL REPAIR, TYPE 1 / SF									
555009M	2023Q1	22158	ESSEX	NHP-0280 (337)	165	\$351.00	\$280.00	\$215.00	\$330.00

HISTORICAL BID PRICE LISTING
 BY REGION

REGION: N

PAY ITEM	CALENDAR QUARTER	CONTRACT NUMBER	COUNTY LOCATION	PROJECT DESCRIPTION	BID QUANTITY	AWARD PRICE	SECOND BIDDER	THIRD BIDDER	ESTIMATE
-----	-----	-----	-----	-----	-----	-----	-----	-----	-----
15" CORRUGATED ALUMINUM ALLOY PIPE / LF									
601014P	2023Q2	23113	WARREN	0046(999)	85	\$135.63	\$300.00	\$225.00	\$200.00

HISTORICAL BID PRICE LISTING
BY REGION

REGION: N

PAY ITEM	CALENDAR QUARTER	CONTRACT NUMBER	COUNTY LOCATION	PROJECT DESCRIPTION	BID QUANTITY	AWARD PRICE	SECOND BIDDER	THIRD BIDDER	ESTIMATE

12" REINFORCED CONCRETE PIPE / LF									
601120P	2022Q4	22152	WARREN	CMAQ-0046 (353)	7	\$400.00	\$500.00	\$400.00	\$85.00

15" REINFORCED CONCRETE PIPE / LF									
601122P	2022Q3	22137	UNION	NHP-0022 (353)	11	\$175.00	\$250.00	\$120.00	\$135.00
		22149	MORRIS	HSIP-0015 (313)	1,510	\$100.00	\$98.00	\$123.85	\$110.00
	2022Q4	22152	WARREN	CMAQ-0046 (353)	3	\$900	\$1,500	\$1,000	\$190.00
		22148	PASSAIC	NHFP-HWY-0046 (356)	34	\$400.00	\$200.00	\$213.00	\$200.00
	2023Q1	22158	ESSEX	NHP-0280 (337)	657	\$149.00	\$90.00	\$95.00	\$120.00
	2023Q2	23112	MORRIS	NHP-0053 (302)	290	\$160.00	\$185.00	\$168.11	\$120.00
		22153	MORRIS	NHP-0023 (329)	300	\$361.00	\$175.00	\$111.82	\$140.00
		23113	WARREN	0046 (999)	2,103	\$110.00	\$160.00	\$250.00	\$110.00

18" REINFORCED CONCRETE PIPE / LF									
601124P	2022Q3	22149	MORRIS	HSIP-0015 (313)	86	\$175.00	\$420.00	\$328.35	\$145.00
		22137	UNION	NHP-0022 (353)	656	\$70.00	\$97.00	\$75.00	\$140.00
	2023Q1	22158	ESSEX	NHP-0280 (337)	80	\$306.00	\$170.00	\$135.00	\$250.00
	2023Q2	23112	MORRIS	NHP-0053 (302)	260	\$180.00	\$195.00	\$224.70	\$150.00
		23113	WARREN	0046 (999)	440	\$114.00	\$225.00	\$300.00	\$130.00

24" REINFORCED CONCRETE PIPE / LF									
601128P	2022Q3	22137	UNION	NHP-0022 (353)	249	\$110.00	\$170.00	\$100.00	\$160.00
		22149	MORRIS	HSIP-0015 (313)	1,419	\$135.00	\$125.00	\$180.95	\$125.00
	2023Q2	22153	MORRIS	NHP-0023 (329)	12	\$1,150	\$230	\$1,083	\$145.00
		23113	WARREN	0046 (999)	142	\$125.00	\$250.00	\$280.00	\$159.00

30" REINFORCED CONCRETE PIPE / LF									
601132P	2022Q3	22149	MORRIS	HSIP-0015 (313)	400	\$135.00	\$175.00	\$126.65	\$160.00

HISTORICAL BID PRICE LISTING
 BY REGION

REGION: N

PAY ITEM	CALENDAR QUARTER	CONTRACT NUMBER	COUNTY LOCATION	PROJECT DESCRIPTION	BID QUANTITY	AWARD PRICE	SECOND BIDDER	THIRD BIDDER	ESTIMATE
36" REINFORCED CONCRETE PIPE / LF									
601134P	2023Q2	22153	MORRIS	NHP-0023 (329)	14	\$2,700	\$300	\$1,163	\$150.00

15" REINFORCED CONCRETE PIPE, CLASS IV / LF									
601158P	2022Q3	22137	UNION	NHP-0022 (353)	9	\$150.00	\$305.00	\$125.00	\$135.00

HISTORICAL BID PRICE LISTING
 BY REGION

REGION: N

PAY ITEM	CALENDAR QUARTER	CONTRACT NUMBER	COUNTY LOCATION	PROJECT DESCRIPTION	BID QUANTITY	AWARD PRICE	SECOND BIDDER	THIRD BIDDER	ESTIMATE
24" REINFORCED CONCRETE PIPE, CLASS V / LF									
601200P	2022Q3	22149	MORRIS	HSIP-0015 (313)	65	\$200.00	\$400.00	\$159.95	\$190.00
6" HIGH DENSITY POLYETHYLENE PIPE / LF									
601249P	2023Q2	23113	WARREN	0046 (999)	99	\$50.00	\$65.00	\$170.00	\$46.00
18" HIGH DENSITY POLYETHYLENE PIPE / LF									
601250P	2023Q2	23112	MORRIS	NHP-0053 (302)	60	\$185.00	\$165.00	\$145.83	\$110.00

HISTORICAL BID PRICE LISTING
 BY REGION

REGION: N

PAY ITEM	CALENDAR QUARTER	CONTRACT NUMBER	COUNTY LOCATION	PROJECT DESCRIPTION	BID QUANTITY	AWARD PRICE	SECOND BIDDER	THIRD BIDDER	ESTIMATE
-----	-----	-----	-----	-----	-----	-----	-----	-----	-----
SUBBASE OUTLET DRAIN / LF									
601404P	2023Q2	23113	WARREN	0046(999)	1,072	\$55.00	\$55.00	\$140.00	\$39.00

HISTORICAL BID PRICE LISTING
BY REGION

REGION: N

PAY ITEM	CALENDAR QUARTER	CONTRACT NUMBER	COUNTY LOCATION	PROJECT DESCRIPTION	BID QUANTITY	AWARD PRICE	SECOND BIDDER	THIRD BIDDER	ESTIMATE
VIDEO INSPECTION OF PIPE / LF									
601664M	2023Q2	23112	MORRIS	NHP-0053 (302)	600	\$11.00	\$9.00	\$8.00	\$5.00
DEFLECTION TESTING OF HIGH DENSITY POLYE / LF									
601666M	2023Q2	23112	MORRIS	NHP-0053 (302)	60	\$0.01	\$84.00	\$125.00	\$30.00
CLEANING EXISTING PIPE, 12" TO 24" DIAME / LF									
601670M	2022Q3	22137	UNION	NHP-0022 (353)	462	\$9.50	\$10.00	\$9.00	\$10.00
		22149	MORRIS	HSIP-0015 (313)	2,910	\$7.25	\$7.75	\$9.20	\$7.00
601670M	2022Q4	22143	UNION	NHP-0001 (332)	700	\$15.00	\$15.00	\$12.70	\$10.00
		2023Q1	22159	BERGEN	NHP-0017 (310)	500	\$9.35	\$10.30	\$5.00
601670M	2023Q1	23401	SUSSEX	STATE	1,000	\$9.35	\$5.00	\$5.00	\$8.00
		23402	MORRIS	STATE	1,000	\$5.00	\$9.35	\$9.40	\$7.50
601670M	2023Q1	23403	HUDSON	STATE	1,000	\$7.50	\$7.00	\$9.35	\$8.00
		22158	ESSEX	NHP-0280 (337)	2,603	\$6.00	\$10.00	\$9.00	\$8.00
601670M	2023Q2	23112	MORRIS	NHP-0053 (302)	190	\$35.00	\$12.00	\$14.24	\$15.00
		23110	PASSAIC	NHP-0080 (336)	330	\$14.15	\$12.25	\$13.00	\$100.00
601670M	2023Q2	23105	UNION	NHP-0078 (337)	350	\$7.50	\$15.00	\$5.50	\$10.00
		22153	MORRIS	NHP-0023 (329)	2,000	\$9.85	\$5.00	\$7.58	\$12.00
601670M	2023Q2	23102	ESSEX	NHP-0078 (336)	2,100	\$7.75	\$13.30	\$5.50	\$8.00
CLEANING EXISTING PIPE, OVER 24" TO 48" / LF									
601672M	2022Q3	22137	UNION	NHP-0022 (353)	37	\$120.00	\$123.00	\$100.00	\$35.00
		22149	MORRIS	HSIP-0015 (313)	819	\$14.25	\$14.50	\$19.85	\$10.00
601672M	2023Q1	22158	ESSEX	NHP-0280 (337)	1,101	\$8.00	\$10.00	\$33.00	\$12.00
601672M	2023Q2	23110	PASSAIC	NHP-0080 (336)	100	\$47.00	\$40.00	\$25.00	\$150.00
		23102	ESSEX	NHP-0078 (336)	1,000	\$21.00	\$34.65	\$11.00	\$15.00
8" DUCTILE IRON PIPE / LF									
601679M	2023Q1	22158	ESSEX	NHP-0280 (337)	198	\$187.00	\$110.00	\$115.00	\$180.00

HISTORICAL BID PRICE LISTING
BY REGION

REGION: N

PAY ITEM	CALENDAR QUARTER	CONTRACT NUMBER	COUNTY LOCATION	PROJECT DESCRIPTION	BID QUANTITY	AWARD PRICE	SECOND BIDDER	THIRD BIDDER	ESTIMATE

16" DUCTILE IRON PIPE / LF									
601680M	2023Q1	22158	ESSEX	NHP-0280 (337)	20	\$1,252	\$375	\$400	\$220.00

HISTORICAL BID PRICE LISTING
BY REGION

REGION: N

PAY ITEM	CALENDAR QUARTER	CONTRACT NUMBER	COUNTY LOCATION	PROJECT DESCRIPTION	BID QUANTITY	AWARD PRICE	SECOND BIDDER	THIRD BIDDER	ESTIMATE
CONCRETE HEADWALL / CY									
602006P	2023Q2	23112	MORRIS	NHP-0053 (302)	3	\$3,000	\$1,500	\$2,218	\$2,050
		23113	WARREN	0046 (999)	45	\$2,500	\$1,300	\$2,000	\$1,650

INLET, TYPE A / U									
602009M	2022Q3	22137	UNION	NHP-0022 (353)	1	\$4,500	\$6,800	\$3,250	\$5,000
		22153	MORRIS	NHP-0023 (329)	8	\$8,640	\$7,100	\$6,769	\$5,000

INLET, TYPE B / U									
602012M	2022Q3	22137	UNION	NHP-0022 (353)	7	\$6,000	\$7,300	\$4,000	\$4,000
		22149	MORRIS	HSIP-0015 (313)	42	\$7,500	\$5,200	\$6,448	\$5,500
	2022Q4	22152	WARREN	CMAQ-0046 (353)	2	\$10,000	\$10,000	\$10,000	\$6,009
		22148	PASSAIC	NHFP-HWY-0046 (356)	3	\$9,000	\$7,500	\$11,025	\$5,200
	2023Q1	22158	ESSEX	NHP-0280 (337)	3	\$6,743	\$4,500	\$6,000	\$6,000
2023Q2	23112	MORRIS	NHP-0053 (302)	5	\$8,100	\$6,900	\$6,454	\$7,500	
	23113	WARREN	0046 (999)	23	\$4,300	\$5,500	\$7,500	\$6,000	

INLET, TYPE DOUBLE B / U									
602013M	2022Q3	22149	MORRIS	HSIP-0015 (313)	1	\$15,000	\$7,500	\$8,588	\$9,000
		22137	UNION	NHP-0022 (353)	4	\$10,000	\$10,500	\$5,500	\$10,000

INLET, TYPE E / U									
602018M	2022Q3	22149	MORRIS	HSIP-0015 (313)	1	\$8,500	\$4,100	\$6,346	\$5,000
		22137	UNION	NHP-0022 (353)	4	\$7,000	\$4,400	\$4,500	\$4,000
	2023Q1	22158	ESSEX	NHP-0280 (337)	6	\$5,880	\$4,000	\$5,000	\$6,000
	2023Q2	23112	MORRIS	NHP-0053 (302)	3	\$8,200	\$6,950	\$6,936	\$6,000

HISTORICAL BID PRICE LISTING
BY REGION

REGION: N

PAY ITEM	CALENDAR QUARTER	CONTRACT NUMBER	COUNTY LOCATION	PROJECT DESCRIPTION	BID QUANTITY	AWARD PRICE	SECOND BIDDER	THIRD BIDDER	ESTIMATE

INLET, TYPE E / U									
602018M	(cont)	22153	MORRIS	NHP-0023 (329)	5	\$6,102	\$8,250	\$2,826	\$7,500
		23113	WARREN	0046 (999)	11	\$4,500	\$5,500	\$9,000	\$6,000

STORM DRAIN MARKER / U									
602031M	2023Q1	23403	HUDSON	STATE	4	\$75.00	\$150.00	\$75.00	\$74.00
		23402	MORRIS	STATE	5	\$75.00	\$100.00	\$55.00	\$70.00
		23401	SUSSEX	STATE	7	\$65.00	\$110.00	\$65.00	\$74.00

INLET, TYPE B-2 MODIFIED / U									
602051M	2022Q3	22149	MORRIS	HSIP-0015 (313)	1	\$9,500	\$6,100	\$11,822	\$9,000

MANHOLE, 4' DIAMETER / U									
602054M	2022Q3	22149	MORRIS	HSIP-0015 (313)	1	\$8,500	\$4,000	\$9,510	\$6,000
		22137	UNION	NHP-0022 (353)	2	\$5,000	\$5,650	\$3,500	\$6,000
	2023Q1	22158	ESSEX	NHP-0280 (337)	2	\$5,072	\$4,000	\$6,000	\$5,800
	2023Q2	23113	WARREN	0046 (999)	1	\$25,000	\$4,500	\$15,000	\$5,000
		23112	MORRIS	NHP-0053 (302)	5	\$7,400	\$9,201	\$6,945	\$6,500

MANHOLE, 5' DIAMETER / U									
602057M	2022Q3	22149	MORRIS	HSIP-0015 (313)	1	\$12,500	\$6,000	\$10,547	\$7,500

INLET CONVERTED TO MANHOLE / U									
602096M	2022Q3	22149	MORRIS	HSIP-0015 (313)	1	\$2,400	\$3,000	\$3,693	\$2,500
	2022Q4	22152	WARREN	CMAQ-0046 (353)	1	\$2,800	\$5,000	\$4,000	\$2,500

RESET EXISTING CASTING / U									
602099M	2022Q3	22142	MORRIS	NHP-0080 (335)	4	\$550	\$1,150	\$1,200	\$850.00

HISTORICAL BID PRICE LISTING
 BY REGION

REGION: N

PAY ITEM	CALENDAR QUARTER	CONTRACT NUMBER	COUNTY LOCATION	PROJECT DESCRIPTION	BID QUANTITY	AWARD PRICE	SECOND BIDDER	THIRD BIDDER	ESTIMATE
		22149	MORRIS	HSIP-0015 (313)	16	\$750.00	\$600.00	\$492.90	\$400.00
RESET EXISTING CASTING / U									
602099M	2022Q4	22154	MORRIS	NHP-0080 (334)	1	\$1,500	\$1,000	\$2,000	\$800.00
		22152	WARREN	CMAQ-0046 (353)	2	\$700	\$2,500	\$2,000	\$772.00
		22143	UNION	NHP-0001 (332)	25	\$850.00	\$850.00	\$605.00	\$250.00
	2023Q1	23401	SUSSEX	STATE	5	\$600.00	\$600.00	\$750.00	\$950.00
		22158	ESSEX	NHP-0280 (337)	30	\$463.00	\$300.00	\$650.00	\$500.00
		23402	MORRIS	STATE	60	\$50.00	\$50.00	\$30.00	\$530.00
		23403	HUDSON	STATE	60	\$50.00	\$40.00	\$30.00	\$530.00
	2023Q2	23110	PASSAIC	NHP-0080 (336)	5	\$850	\$750	\$2,000	\$400.00
		23113	WARREN	0046 (999)	9	\$750.00	\$775.00	\$750.00	\$970.00
		22153	MORRIS	NHP-0023 (329)	148	\$425	\$1,200	\$1,243	\$750.00

HISTORICAL BID PRICE LISTING
BY REGION

REGION: N

PAY ITEM	CALENDAR QUARTER	CONTRACT NUMBER	COUNTY LOCATION	PROJECT DESCRIPTION	BID QUANTITY	AWARD PRICE	SECOND BIDDER	THIRD BIDDER	ESTIMATE
SET INLET TYPE A, CASTING / U									
602102M	2022Q4	22143	UNION	NHP-0001 (332)	10	\$1,550	\$1,550	\$1,300	\$400.00
	2023Q1	23401	SUSSEX	STATE	2	\$1,375	\$1,200	\$1,525	\$1,418
		23403	HUDSON	STATE	2	\$1,315	\$1,500	\$1,320	\$1,418
		23402	MORRIS	STATE	3	\$1,323	\$1,390	\$1,825	\$1,400
		23402	MORRIS	STATE	20	\$50.00	\$50.00	\$40.00	\$1,220
		23403	HUDSON	STATE	20	\$50.00	\$40.00	\$40.00	\$1,220
	2023Q2	23113	WARREN	0046 (999)	3	\$1,100	\$1,350	\$1,500	\$800.00

SET INLET TYPE B, CASTING / U									
602105M	2022Q3	22137	UNION	NHP-0022 (353)	4	\$1,700	\$1,200	\$1,250	\$1,500
	2022Q4	22143	UNION	NHP-0001 (332)	21	\$2,262	\$2,262	\$1,705	\$850.00
	2023Q1	23402	MORRIS	STATE	20	\$50.00	\$50.00	\$40.00	\$1,410
		23403	HUDSON	STATE	20	\$50.00	\$40.00	\$40.00	\$1,410
		23401	SUSSEX	STATE	49	\$1,760	\$1,800	\$1,740	\$1,580
		23402	MORRIS	STATE	54	\$1,712	\$1,785	\$2,000	\$1,330
		23403	HUDSON	STATE	62	\$1,680	\$2,000	\$1,720	\$1,600
	2023Q2	23123	MORRIS	0046997	1	\$2,440	\$1,750	\$1,500	\$1,400
		23113	WARREN	0046 (999)	5	\$1,100	\$2,000	\$2,000	\$1,100

SET INLET TYPE E, CASTING / U									
602108M	2022Q3	22137	UNION	NHP-0022 (353)	1	\$1,800	\$1,200	\$1,250	\$2,000
		22149	MORRIS	HSIP-0015 (313)	1	\$1,900	\$1,750	\$3,128	\$1,400
	2022Q4	22143	UNION	NHP-0001 (332)	10	\$1,700	\$1,700	\$1,830	\$625.00
	2023Q1	23403	HUDSON	STATE	2	\$1,735	\$2,100	\$1,815	\$1,700
		23402	MORRIS	STATE	5	\$1,743	\$1,826	\$2,100	\$1,650
		23401	SUSSEX	STATE	10	\$1,870	\$2,100	\$1,785	\$1,700
		23402	MORRIS	STATE	20	\$50.00	\$50.00	\$40.00	\$1,385

HISTORICAL BID PRICE LISTING
BY REGION

REGION: N

PAY ITEM	CALENDAR QUARTER	CONTRACT NUMBER	COUNTY LOCATION	PROJECT DESCRIPTION	BID QUANTITY	AWARD PRICE	SECOND BIDDER	THIRD BIDDER	ESTIMATE
SET INLET TYPE E, CASTING / U									
602108M	(cont)	23403	HUDSON	STATE	20	\$50.00	\$40.00	\$40.00	\$1,385
SET INLET TYPE ES, CASTING / U									
602111M	2023Q1	23402	MORRIS	STATE	5	\$50.00	\$50.00	\$40.00	\$1,596
		23403	HUDSON	STATE	5	\$50.00	\$100.00	\$40.00	\$1,596
SET MANHOLE CASTING / U									
602114M	2022Q3	22137	UNION	NHP-0022 (353)	4	\$1,050	\$1,200	\$750	\$1,000
	2023Q1	23403	HUDSON	STATE	10	\$50.00	\$100.00	\$40.00	\$1,127
		23402	MORRIS	STATE	12	\$50.00	\$50.00	\$40.00	\$1,127
		23403	HUDSON	STATE	20	\$1,050	\$1,250	\$1,080	\$1,300
		23402	MORRIS	STATE	52	\$1,025	\$1,050	\$1,000	\$1,000
		23401	SUSSEX	STATE	64	\$810	\$1,200	\$1,025	\$1,200
	2023Q2	22153	MORRIS	NHP-0023 (329)	14	\$1,100	\$1,200	\$1,682	\$1,125
SET SQUARE FRAMED MANHOLE CASTING, CIRCU / U									
602117M	2023Q1	23402	MORRIS	STATE	1	\$2,650	\$2,700	\$3,200	\$1,800
		23401	SUSSEX	STATE	2	\$2,000	\$3,000	\$2,650	\$2,085
		23403	HUDSON	STATE	3	\$2,650	\$2,800	\$1,975	\$2,150
RECONSTRUCTED INLET, TYPE A, USING EXIST / U									
602120M	2023Q1	23403	HUDSON	STATE	5	\$50.00	\$100.00	\$40.00	\$1,227
		23402	MORRIS	STATE	6	\$50.00	\$50.00	\$50.00	\$1,227
	2023Q2	23109	MORRIS	NHP-0124 (301)	1	\$8,125			\$5,300
RECONSTRUCTED INLET, TYPE B, USING EXIST / U									
602123M	2022Q3	22137	UNION	NHP-0022 (353)	1	\$2,000	\$4,500	\$1,750	\$2,500

HISTORICAL BID PRICE LISTING
BY REGION

REGION: N

PAY ITEM	CALENDAR QUARTER	CONTRACT NUMBER	COUNTY LOCATION	PROJECT DESCRIPTION	BID QUANTITY	AWARD PRICE	SECOND BIDDER	THIRD BIDDER	ESTIMATE
RECONSTRUCTED INLET, TYPE B, USING EXIST / U									
602123M	2022Q4	22154	MORRIS	NHP-0080 (334)	1	\$2,500	\$1,400	\$3,000	\$2,000
	2023Q1	22158	ESSEX	NHP-0280 (337)	3	\$3,021	\$1,400	\$1,200	\$1,700
		23403	HUDSON	STATE	5	\$50.00	\$100.00	\$45.00	\$1,512
		23402	MORRIS	STATE	6	\$50.00	\$50.00	\$50.00	\$1,512
	2023Q2	23106	ESSEX	NHP-0124 (300)	2	\$9,910			\$3,500
		23113	WARREN	0046 (999)	2	\$1,700	\$1,750	\$3,500	\$1,000
		23102	ESSEX	NHP-0078 (336)	5	\$1,000	\$800	\$3,381	\$462.00

RECONSTRUCTED INLET, TYPE E, USING EXIST / U									
602129M	2023Q1	22158	ESSEX	NHP-0280 (337)	1	\$3,021	\$1,400	\$1,200	\$1,300
		23403	HUDSON	STATE	5	\$50.00	\$100.00	\$45.00	\$1,513
		23402	MORRIS	STATE	6	\$50.00	\$50.00	\$50.00	\$1,513
	2023Q2	23113	WARREN	0046 (999)	7	\$1,700	\$1,750	\$3,500	\$1,000

RECONSTRUCTED INLET, TYPE ____, EXIST CAST / U									
602148M	2023Q2	23113	WARREN	0046 (999)	1	\$1,700	\$3,500	\$3,500	\$2,350

RECONSTRUCTED INLET, TYPE A, USING NEW C / U									
602150M	2023Q1	23403	HUDSON	STATE	1	\$1,945	\$1,200	\$1,980	\$2,200
		23402	MORRIS	STATE	2	\$1,975	\$2,065	\$1,500	\$1,800
		23401	SUSSEX	STATE	6	\$1,980	\$1,500	\$2,048	\$1,650
		23402	MORRIS	STATE	10	\$50.00	\$50.00	\$50.00	\$1,570
		23403	HUDSON	STATE	10	\$50.00	\$100.00	\$30.00	\$1,570
	2023Q2	23113	WARREN	0046 (999)	1	\$1,900	\$2,500	\$2,500	\$2,500

RECONSTRUCTED INLET, TYPE B, USING NEW C / U									
602153M	2023Q1	22158	ESSEX	NHP-0280 (337)	1	\$4,199	\$2,400	\$2,400	\$2,500

HISTORICAL BID PRICE LISTING
BY REGION

REGION: N

PAY ITEM	CALENDAR QUARTER	CONTRACT NUMBER	COUNTY LOCATION	PROJECT DESCRIPTION	BID QUANTITY	AWARD PRICE	SECOND BIDDER	THIRD BIDDER	ESTIMATE
RECONSTRUCTED INLET, TYPE B, USING NEW C / U									
602153M	(cont)	23402	MORRIS	STATE	20	\$50.00	\$50.00	\$50.00	\$1,960
		23403	HUDSON	STATE	20	\$50.00	\$100.00	\$40.00	\$1,960
		23403	HUDSON	STATE	26	\$2,310	\$2,200	\$2,375	\$2,400
		23401	SUSSEX	STATE	36	\$2,420	\$2,000	\$2,365	\$2,300
		23402	MORRIS	STATE	47	\$2,342	\$2,453	\$2,000	\$2,300
	2023Q2	23113	WARREN	0046 (999)	2	\$2,000	\$3,000	\$4,500	\$2,400
		22153	MORRIS	NHP-0023 (329)	29	\$2,540	\$2,775	\$3,445	\$2,000

RECONSTRUCTED INLET, TYPE E, USING NEW C / U									
602159M	2023Q1	23403	HUDSON	STATE	2	\$2,415	\$3,000	\$2,475	\$2,620
		23402	MORRIS	STATE	4	\$2,446	\$2,565	\$2,100	\$2,200
		23402	MORRIS	STATE	10	\$50.00	\$50.00	\$50.00	\$2,066
		23403	HUDSON	STATE	10	\$50.00	\$100.00	\$40.00	\$2,066
		23401	SUSSEX	STATE	13	\$2,530	\$2,000	\$2,415	\$2,200

RECONSTRUCTED MANHOLE, USING EXISTING CA / U									
602180M	2023Q1	23402	MORRIS	STATE	10	\$50.00	\$50.00	\$50.00	\$1,198
		23403	HUDSON	STATE	10	\$50.00	\$40.00	\$40.00	\$1,198
	2023Q2	23113	WARREN	0046 (999)	2	\$1,700	\$2,250	\$2,500	\$750.00

RECONSTRUCTED MANHOLE, USING NEW CASTING / U									
602183M	2023Q1	23402	MORRIS	STATE	4	\$1,800	\$1,075	\$1,700	\$2,000
		23402	MORRIS	STATE	5	\$50.00	\$50.00	\$50.00	\$1,759
		23403	HUDSON	STATE	5	\$50.00	\$100.00	\$40.00	\$1,759
	2023Q2	23112	MORRIS	NHP-0053 (302)	1	\$2,450	\$4,500	\$2,740	\$1,650

EXTENSION RING FOR EXISTING MANHOLE, 4' / U									
602198M	2022Q4	22143	UNION	NHP-0001 (332)	15	\$450.00	\$450.00	\$1.00	\$300.00

HISTORICAL BID PRICE LISTING
BY REGION

REGION: N

PAY ITEM	CALENDAR QUARTER	CONTRACT NUMBER	COUNTY LOCATION	PROJECT DESCRIPTION	BID QUANTITY	AWARD PRICE	SECOND BIDDER	THIRD BIDDER	ESTIMATE
BICYCLE SAFE GRATE / U									
602210M	2022Q4	22143	UNION	NHP-0001 (332)	10	\$600.00	\$600.00	\$400.00	\$400.00
	2023Q1	23401	SUSSEX	STATE	2	\$500.00	\$500.00	\$515.00	\$500.00
		23402	MORRIS	STATE	2	\$499	\$450	\$1,000	\$500.00
		23403	HUDSON	STATE	5	\$500.00	\$500.00	\$350.00	\$550.00
		23402	MORRIS	STATE	100	\$50.00	\$50.00	\$25.00	\$300.00
		23403	HUDSON	STATE	100	\$50.00	\$25.00	\$40.00	\$300.00
	2023Q2	23102	ESSEX	NHP-0078 (336)	5	\$500.00	\$500.00	\$298.00	\$350.00
		23105	UNION	NHP-0078 (337)	5	\$400.00	\$400.00	\$625.00	\$400.00
		23110	PASSAIC	NHP-0080 (336)	5	\$450.00	\$750.00	\$500.00	\$400.00
		23112	MORRIS	NHP-0053 (302)	12	\$600.00	\$435.00	\$630.00	\$435.00
		23123	MORRIS	0046997	19	\$483.00	\$550.00	\$700.00	\$420.00
		22153	MORRIS	NHP-0023 (329)	20	\$385.00	\$575.00	\$431.98	\$400.00

CURB PIECE / U									
602213M	2022Q4	22152	WARREN	CMAQ-0046 (353)	1	\$650	\$500	\$1,000	\$500.00
		22154	MORRIS	NHP-0080 (334)	1	\$800.00	\$550.00	\$750.00	\$600.00
		22143	UNION	NHP-0001 (332)	10	\$600.00	\$600.00	\$400.00	\$150.00
	2023Q1	23401	SUSSEX	STATE	6	\$400.00	\$500.00	\$475.00	\$500.00
		23403	HUDSON	STATE	8	\$475.00	\$400.00	\$375.00	\$575.00
		23402	MORRIS	STATE	24	\$459.00	\$350.00	\$350.00	\$494.00
		22159	BERGEN	NHP-0017 (310)	28	\$300.00	\$375.00	\$859.00	\$348.00
		23402	MORRIS	STATE	125	\$50.00	\$50.00	\$25.00	\$351.00
		23403	HUDSON	STATE	125	\$50.00	\$25.00	\$40.00	\$351.00
	2023Q2	23113	WARREN	0046 (999)	1	\$600.00	\$500.00	\$750.00	\$900.00
		23110	PASSAIC	NHP-0080 (336)	10	\$400.00	\$750.00	\$500.00	\$400.00
		23105	UNION	NHP-0078 (337)	12	\$400.00	\$400.00	\$584.00	\$325.00
		23102	ESSEX	NHP-0078 (336)	18	\$300	\$450	\$1,064	\$475.00
		23123	MORRIS	0046997	31	\$506.00	\$475.00	\$700.00	\$650.00
		23112	MORRIS	NHP-0053 (302)	50	\$615.00	\$630.00	\$660.00	\$525.00
		22153	MORRIS	NHP-0023 (329)	83	\$395.00	\$600.00	\$686.61	\$500.00

CLEANING DRAINAGE STRUCTURE / U									
602216M	2022Q3	22137	UNION	NHP-0022 (353)	3	\$1,050	\$1,100	\$950	\$250.00

HISTORICAL BID PRICE LISTING
BY REGION

REGION: N

PAY ITEM	CALENDAR QUARTER	CONTRACT NUMBER	COUNTY LOCATION	PROJECT DESCRIPTION	BID QUANTITY	AWARD PRICE	SECOND BIDDER	THIRD BIDDER	ESTIMATE

CLEANING DRAINAGE STRUCTURE / U									
602216M	(cont)	22149	MORRIS	HSIP-0015 (313)	32	\$530.00	\$500.00	\$319.25	\$300.00
	2022Q4	22143	UNION	NHP-0001 (332)	15	\$375.00	\$375.00	\$530.00	\$400.00
	2023Q1	23402	MORRIS	STATE	3	\$500	\$470	\$1,000	\$630.00
		23401	SUSSEX	STATE	5	\$740	\$500	\$1,500	\$645.00
		22159	BERGEN	NHP-0017 (310)	6	\$550	\$825	\$1,315	\$420.00
		23403	HUDSON	STATE	6	\$550.00	\$500.00	\$495.00	\$760.00
		23402	MORRIS	STATE	50	\$50.00	\$20.00	\$1.00	\$435.00
		23403	HUDSON	STATE	50	\$50.00	\$1.00	\$10.00	\$435.00
	2023Q2	23110	PASSAIC	NHP-0080 (336)	10	\$580.00	\$550.00	\$500.00	\$500.00
		23105	UNION	NHP-0078 (337)	15	\$400.00	\$600.00	\$575.00	\$400.00
		23102	ESSEX	NHP-0078 (336)	16	\$325.00	\$575.00	\$419.74	\$450.00
		23112	MORRIS	NHP-0053 (302)	60	\$850.00	\$475.00	\$410.42	\$360.00
		22153	MORRIS	NHP-0023 (329)	100	\$520.00	\$365.00	\$394.13	\$550.00

MANUFACTURED TREATMENT DEVICE / U									
602229M	2023Q2	23112	MORRIS	NHP-0053 (302)	1	\$110,000	\$88,575	\$75,656	\$70,000

INLET, NON-STANDARD / U									
602290M	2023Q1	22158	ESSEX	NHP-0280 (337)	1	\$7,750	\$4,500	\$5,000	\$9,200

HISTORICAL BID PRICE LISTING
 BY REGION

REGION: N

PAY ITEM	CALENDAR QUARTER	CONTRACT NUMBER	COUNTY LOCATION	PROJECT DESCRIPTION	BID QUANTITY	AWARD PRICE	SECOND BIDDER	THIRD BIDDER	ESTIMATE

TIDAL CHECK VALVE, SIZE 18" / U									
602345M	2023Q2	23113	WARREN	0046(999)	2	\$5,600	\$10,000	\$8,000	\$10,000

TIDAL CHECK VALVE, SIZE 24" / U									
602346M	2023Q2	23113	WARREN	0046(999)	1	\$9,400	\$12,000	\$12,000	\$16,000

TIDAL CHECK VALVE, SIZE 30" / U									
602347M	2023Q2	23113	WARREN	0046(999)	2	\$12,000	\$16,000	\$20,000	\$18,000

HISTORICAL BID PRICE LISTING
 BY REGION

REGION: N

PAY ITEM	CALENDAR QUARTER	CONTRACT NUMBER	COUNTY LOCATION	PROJECT DESCRIPTION	BID QUANTITY	AWARD PRICE	SECOND BIDDER	THIRD BIDDER	ESTIMATE

RIPRAP STONE SLOPE PROTECTION, 18" THICK / SY									
603021P	2023Q2	23110	PASSAIC	NHP-0080 (336)	34	\$130.00	\$150.00	\$200.00	\$130.00

RIPRAP STONE SLOPE PROTECTION, 24" THICK / SY									
603024P	2022Q3	22137	UNION	NHP-0022 (353)	96	\$110.00	\$150.00	\$80.00	\$130.00

RIPRAP STONE CHANNEL PROTECTION, 12" THI / SY									
603036P	2023Q2	23112	MORRIS	NHP-0053 (302)	6	\$300.00	\$575.00	\$456.78	\$91.00

RIPRAP STONE CHANNEL PROTECTION, 24" THI / SY									
603048P	2023Q2	23113	WARREN	0046 (999)	23	\$170.00	\$325.00	\$350.00	\$100.00

HISTORICAL BID PRICE LISTING
 BY REGION

REGION: N

PAY ITEM	CALENDAR QUARTER	CONTRACT NUMBER	COUNTY LOCATION	PROJECT DESCRIPTION	BID QUANTITY	AWARD PRICE	SECOND BIDDER	THIRD BIDDER	ESTIMATE
CHAIN-LINK FENCE, PVC-COATED STEEL, 6' H / LF									
605027P	2023Q1	22158	ESSEX	NHP-0280 (337)	1,108	\$79.00	\$50.00	\$70.00	\$100.00

HISTORICAL BID PRICE LISTING
 BY REGION

REGION: N

PAY ITEM	CALENDAR QUARTER	CONTRACT NUMBER	COUNTY LOCATION	PROJECT DESCRIPTION	BID QUANTITY	AWARD PRICE	SECOND BIDDER	THIRD BIDDER	ESTIMATE
DEER FENCE, TEMPORARY / LF									
605205P	2022Q3	22137	UNION	NHP-0022 (353)	929	\$6.50	\$15.00	\$25.00	\$20.00

RESET FENCE / LF									
605212P	2023Q2	22153	MORRIS	NHP-0023 (329)	16	\$58.00	\$55.00	\$143.94	\$200.00
		22153	MORRIS	NHP-0023 (329)	16	\$58.00	\$55.00	\$143.94	\$200.00

HISTORICAL BID PRICE LISTING
BY REGION

REGION: N

PAY ITEM	CALENDAR QUARTER	CONTRACT NUMBER	COUNTY LOCATION	PROJECT DESCRIPTION	BID QUANTITY	AWARD PRICE	SECOND BIDDER	THIRD BIDDER	ESTIMATE
HOT MIX ASPHALT SIDEWALK, 5 1/2" THICK / SY									
606009P	2022Q3	22149	MORRIS	HSIP-0015 (313)	20	\$115.00	\$40.00	\$169.90	\$85.00

CONCRETE SIDEWALK, 4" THICK / SY									
606012P	2022Q3	22137	UNION	NHP-0022 (353)	192	\$141.00	\$155.00	\$70.00	\$192.00
		22149	MORRIS	HSIP-0015 (313)	379	\$100.00	\$105.00	\$136.70	\$115.00
	2022Q4	22148	PASSAIC	NHFP-HWY-0046 (356)	237	\$200.00	\$165.00	\$147.00	\$220.00
		22152	WARREN	CMAQ-0046 (353)	300	\$180.00	\$125.00	\$130.00	\$150.00
		22143	UNION	NHP-0001 (332)	312	\$247.25	\$247.25	\$182.00	\$125.00
	2023Q1	23441	BERGEN	100% STATE	50	\$150.00	\$200.00		\$100.00
		21410	BERGEN	NHP-D00S (642)	100	\$200.00	\$80.00	\$300.00	\$100.00
		22450	MORRIS	NHP-0040 (314)	100	\$80.00	\$200.00	\$136.00	\$100.00
		23402	MORRIS	STATE	500	\$45.00	\$10.00	\$85.00	\$85.00
		23403	HUDSON	STATE	500	\$100.00	\$75.00	\$14.00	\$85.00
	2023Q2	23105	UNION	NHP-0078 (337)	81	\$118.00	\$300.00	\$286.00	\$125.00
		22153	MORRIS	NHP-0023 (329)	486	\$189.00	\$185.00	\$152.14	\$150.00
		23123	MORRIS	0046997	611	\$216.25	\$170.00	\$389.00	\$145.00
		23112	MORRIS	NHP-0053 (302)	710	\$245.00	\$185.00	\$255.00	\$150.00

TINTED CONCRETE SIDEWALK, 4" THICK / SY									
606013P	2022Q4	22152	WARREN	CMAQ-0046 (353)	125	\$250.00	\$185.00	\$105.00	\$300.00

CONCRETE SIDEWALK, 6" THICK / SY									
606018P	2023Q1	23441	BERGEN	100% STATE	10	\$150.00	\$220.00		\$90.00
		23402	MORRIS	STATE	250	\$45.00	\$20.00	\$70.00	\$86.00
		23403	HUDSON	STATE	250	\$45.00	\$78.00	\$15.00	\$86.00
		23401	SUSSEX	STATE	455	\$171.00	\$172.00	\$120.75	\$106.00
		23403	HUDSON	STATE	505	\$173.25	\$185.00	\$182.00	\$106.00
		23402	MORRIS	STATE	654	\$162.75	\$176.00	\$110.00	\$76.00

CONCRETE SIDEWALK, 8" THICK / SY									
606021P	2023Q1	22158	ESSEX	NHP-0280 (337)	46	\$186.00	\$165.00	\$195.00	\$200.00

HISTORICAL BID PRICE LISTING
BY REGION

REGION: N

PAY ITEM	CALENDAR QUARTER	CONTRACT NUMBER	COUNTY LOCATION	PROJECT DESCRIPTION	BID QUANTITY	AWARD PRICE	SECOND BIDDER	THIRD BIDDER	ESTIMATE

CONCRETE SIDEWALK, REINFORCED, 6" THICK / SY									
606024P	2023Q2	23418	MORRIS	CRRSAA-FLEX-D00S(633	583	\$60	\$385	\$1,000	\$150.00

RESET PRECAST CONCRETE PAVERS / SY									
606028P	2023Q1	23403	HUDSON	STATE	2	\$210	\$1,000	\$200	\$186.00
		23402	MORRIS	STATE	36	\$189.00	\$205.00	\$60.00	\$228.00

BRICK PAVERS / SY									
606029P	2022Q4	22148	PASSAIC	NHFP-HWY-0046(356)	69	\$275.00	\$675.00	\$162.50	\$140.00
	2023Q1	23441	BERGEN	100% STATE	25	\$100.00	\$400.00		\$175.00

HOT MIX ASPHALT DRIVEWAY, 4" THICK / SY									
606036P	2023Q2	23112	MORRIS	NHP-0053(302)	20	\$70.00	\$150.00	\$183.08	\$50.00
		23113	WARREN	0046(999)	1,067	\$70.00	\$90.00	\$100.00	\$60.00

HOT MIX ASPHALT DRIVEWAY, 6" THICK / SY									
606039P	2022Q3	22149	MORRIS	HSIP-0015(313)	1,635	\$85.00	\$105.00	\$69.10	\$90.00
	2023Q1	23402	MORRIS	STATE	61	\$145.00	\$85.00	\$140.00	\$125.00
		23403	HUDSON	STATE	114	\$145.00	\$70.00	\$85.00	\$99.00
		23402	MORRIS	STATE	250	\$10.00	\$15.00	\$10.00	\$77.00
		23403	HUDSON	STATE	250	\$10.00	\$15.00	\$10.00	\$77.00
		23401	SUSSEX	STATE	406	\$60.00	\$88.00	\$125.00	\$78.00

HOT MIX ASPHALT DRIVEWAY, 8" THICK / SY									
606040P	2023Q1	23402	MORRIS	STATE	40	\$150.00	\$95.00	\$145.00	\$99.00

HISTORICAL BID PRICE LISTING
BY REGION

REGION: N

PAY ITEM	CALENDAR QUARTER	CONTRACT NUMBER	COUNTY LOCATION	PROJECT DESCRIPTION	BID QUANTITY	AWARD PRICE	SECOND BIDDER	THIRD BIDDER	ESTIMATE
HOT MIX ASPHALT DRIVEWAY, 8" THICK / SY									
606040P	(cont)	23403	HUDSON	STATE	40	\$150.00	\$90.00	\$105.00	\$109.00
		23401	SUSSEX	STATE	104	\$70.00	\$115.00	\$175.00	\$99.00
HOT MIX ASPHALT DRIVEWAY, VARIABLE THICK / SY									
606042P	2022Q3	22137	UNION	NHP-0022 (353)	260	\$87.00	\$80.00	\$70.00	\$64.00
		22149	MORRIS	HSIP-0015 (313)	498	\$70.00	\$125.00	\$67.20	\$72.00
	2023Q1	23402	MORRIS	STATE	250	\$10.00	\$10.00	\$10.00	\$68.00
		23403	HUDSON	STATE	250	\$10.00	\$15.00	\$10.00	\$68.00
		23403	HUDSON	STATE	451	\$73.50	\$40.00	\$60.00	\$71.00
		23402	MORRIS	STATE	4,362	\$74.82	\$55.00	\$44.00	\$65.00
		23401	SUSSEX	STATE	10,057	\$45.00	\$38.00	\$72.50	\$70.00
	2023Q2	22153	MORRIS	NHP-0023 (329)	129	\$97.00	\$80.00	\$122.38	\$50.00
		23112	MORRIS	NHP-0053 (302)	130	\$90.00	\$115.00	\$79.19	\$65.00
CONCRETE DRIVEWAY, 4" THICK / SY									
606045P	2022Q4	22143	UNION	NHP-0001 (332)	19	\$247.25	\$247.25	\$193.00	\$150.00
CONCRETE DRIVEWAY, 6" THICK / SY									
606051P	2022Q3	22137	UNION	NHP-0022 (353)	40	\$160.00	\$165.00	\$160.00	\$160.00
		22149	MORRIS	HSIP-0015 (313)	91	\$125.00	\$130.00	\$154.00	\$180.00
	2023Q1	23402	MORRIS	STATE	96	\$168.00	\$191.00	\$125.00	\$188.00
		23401	SUSSEX	STATE	127	\$171.00	\$160.00	\$120.75	\$186.00
	2023Q2	23112	MORRIS	NHP-0053 (302)	30	\$370.00	\$324.00	\$390.00	\$190.00
CONCRETE DRIVEWAY, REINFORCED, 8" THICK / SY									
606060P	2023Q1	23402	MORRIS	STATE	45	\$210.00	\$235.00	\$130.00	\$180.00

HISTORICAL BID PRICE LISTING
BY REGION

REGION: N

PAY ITEM	CALENDAR QUARTER	CONTRACT NUMBER	COUNTY LOCATION	PROJECT DESCRIPTION	BID QUANTITY	AWARD PRICE	SECOND BIDDER	THIRD BIDDER	ESTIMATE

CONCRETE DRIVEWAY, REINFORCED, 8" THICK / SY									
606060P	(cont)	23401	SUSSEX	STATE	140	\$204.00	\$215.00	\$141.75	\$175.00
		23403	HUDSON	STATE	164	\$195.00	\$100.00	\$204.00	\$175.00

HOT MIX ASPHALT ISLAND, 4" THICK / SY									
606063P	2023Q2	23113	WARREN	0046(999)	479	\$70.00	\$50.00	\$125.00	\$60.00

CONCRETE ISLAND, 4" THICK / SY									
606075P	2022Q3	22137	UNION	NHP-0022(353)	17	\$130.00	\$155.00	\$140.00	\$140.00
		22149	MORRIS	HSIP-0015(313)	105	\$100.00	\$105.00	\$128.00	\$152.00
	2023Q1	22158	ESSEX	NHP-0280(337)	106	\$195.00	\$245.00	\$200.00	\$200.00
	2023Q2	23112	MORRIS	NHP-0053(302)	70	\$230.00	\$185.00	\$244.00	\$150.00
		22153	MORRIS	NHP-0023(329)	90	\$189.00	\$185.00	\$123.25	\$150.00
		23113	WARREN	0046(999)	920	\$110.00	\$70.00	\$100.00	\$150.00

CONCRETE ISLAND, 6" THICK / SY									
606078P	2023Q1	23402	MORRIS	STATE	380	\$162.75	\$186.00	\$110.00	\$199.00
		23403	HUDSON	STATE	879	\$168.00	\$165.00	\$176.00	\$148.00

CONCRETE ISLAND, 8" THICK / SY									
606081P	2022Q3	22137	UNION	NHP-0022(353)	28	\$305.00	\$170.00	\$180.00	\$185.00

DETECTABLE WARNING SURFACE / SY									
606084P	2022Q3	22149	MORRIS	HSIP-0015(313)	30	\$750.00	\$140.00	\$326.15	\$250.00
	2022Q4	22148	PASSAIC	NHFP-HWY-0046(356)	17	\$250.00	\$600.00	\$240.50	\$250.00
		22152	WARREN	CMAQ-0046(353)	18	\$250	\$2,500	\$700	\$260.00

HISTORICAL BID PRICE LISTING
BY REGION

REGION: N

PAY ITEM	CALENDAR QUARTER	CONTRACT NUMBER	COUNTY LOCATION	PROJECT DESCRIPTION	BID QUANTITY	AWARD PRICE	SECOND BIDDER	THIRD BIDDER	ESTIMATE

DETECTABLE WARNING SURFACE / SY									
606084P	(cont)	22143	UNION	NHP-0001 (332)	28	\$345.00	\$345.00	\$365.00	\$250.00
	2023Q1	23441	BERGEN	100% STATE	5	\$150.00	\$200.00		\$70.00
		23401	SUSSEX	STATE	38	\$314.00	\$150.00	\$315.00	\$335.00
		23403	HUDSON	STATE	40	\$305.00	\$150.00	\$320.00	\$360.00
		23402	MORRIS	STATE	50	\$305.00	\$330.00	\$165.00	\$328.00
		23402	MORRIS	STATE	50	\$45.00	\$20.00	\$150.00	\$320.00
		23403	HUDSON	STATE	50	\$300.00	\$100.00	\$27.50	\$320.00
	2023Q2	22153	MORRIS	NHP-0023 (329)	55	\$357.00	\$250.00	\$328.25	\$280.00
		23112	MORRIS	NHP-0053 (302)	65	\$250.00	\$858.00	\$291.00	\$365.00
		23123	MORRIS	0046997	66	\$333.50	\$380.00	\$167.00	\$270.00

TURF PAVERS / SY									
606095P	2022Q3	22137	UNION	NHP-0022 (353)	50	\$200.00	\$145.00	\$300.00	\$250.00
	2022Q4	22148	PASSAIC	NHFP-HWY-0046 (356)	460	\$350.00	\$275.00	\$335.50	\$175.00
	2023Q1	23441	BERGEN	100% STATE	72	\$175.00	\$300.00		\$150.00
	2023Q2	23113	WARREN	0046 (999)	130	\$150.00	\$300.00	\$250.00	\$200.00
		23123	MORRIS	0046997	486	\$203.50	\$425.00	\$367.00	\$250.00

HISTORICAL BID PRICE LISTING
 BY REGION

REGION: N

PAY ITEM	CALENDAR QUARTER	CONTRACT NUMBER	COUNTY LOCATION	PROJECT DESCRIPTION	BID QUANTITY	AWARD PRICE	SECOND BIDDER	THIRD BIDDER	ESTIMATE
STAMPED COLORED CONC SIDEWALKS, 4" / SY									
606103P	2023Q1	23401	SUSSEX	STATE	11	\$330.00	\$525.00	\$315.00	\$235.00

HISTORICAL BID PRICE LISTING
BY REGION

REGION: N

PAY ITEM	CALENDAR QUARTER	CONTRACT NUMBER	COUNTY LOCATION	PROJECT DESCRIPTION	BID QUANTITY	AWARD PRICE	SECOND BIDDER	THIRD BIDDER	ESTIMATE

15" X 41" CONCRETE BARRIER CURB / LF									
607003P	2023Q1	22158	ESSEX	NHP-0280 (337)	40	\$132.00	\$250.00	\$135.00	\$316.00

24" X 41" CONCRETE BARRIER CURB / LF									
607012P	2023Q1	23403	HUDSON	STATE	40	\$945.00	\$250.00	\$990.00	\$318.00

9" X 16" CONCRETE VERTICAL CURB / LF									
607018P	2022Q3	22142	MORRIS	NHP-0080 (335)	80	\$385.00	\$120.00	\$185.00	\$80.00
		22137	UNION	NHP-0022 (353)	1,823	\$55.00	\$56.00	\$32.00	\$75.00
		22149	MORRIS	HSIP-0015 (313)	6,979	\$40.00	\$50.00	\$46.90	\$50.00
	2022Q4	22143	UNION	NHP-0001 (332)	359	\$136.00	\$136.00	\$94.00	\$50.00
		22152	WARREN	CMAQ-0046 (353)	385	\$110.00	\$100.00	\$120.00	\$65.00
		22148	PASSAIC	NHFP-HWY-0046 (356)	556	\$125.00	\$60.00	\$92.25	\$100.00
	2023Q1	23441	BERGEN	100% STATE	30	\$100.00	\$160.00		\$75.00
		23445	MORRIS	N/A	100	\$50.00	\$125.00		\$50.00
		22158	ESSEX	NHP-0280 (337)	138	\$77.00	\$78.00	\$75.00	\$45.00
		23403	HUDSON	STATE	1,000	\$75.00	\$35.00	\$7.00	\$53.00
		23402	MORRIS	STATE	1,400	\$45.00	\$10.00	\$42.00	\$52.00
		23402	MORRIS	STATE	3,288	\$75.00	\$83.00	\$45.00	\$83.00
		23403	HUDSON	STATE	3,393	\$89.00	\$55.00	\$93.50	\$89.00
		23401	SUSSEX	STATE	7,497	\$88.00	\$60.00	\$67.50	\$89.00
	2023Q2	22153	MORRIS	NHP-0023 (329)	1,788	\$92.00	\$60.00	\$56.75	\$65.00
23418		MORRIS	CRRSAA-FLEX-D00S (633)	1,800	\$16.78	\$99.75	\$110.00	\$50.00	
23123		MORRIS	0046997	4,261	\$85.00	\$80.00	\$77.00	\$50.00	
23113		WARREN	0046 (999)	7,605	\$52.00	\$38.00	\$50.00	\$76.00	

9" X 18" CONCRETE VERTICAL CURB / LF									
607021P	2022Q4	22152	WARREN	CMAQ-0046 (353)	112	\$115.00	\$100.00	\$175.00	\$75.00
	2023Q1	23403	HUDSON	STATE	750	\$75.00	\$35.00	\$7.00	\$51.00

HISTORICAL BID PRICE LISTING
BY REGION

REGION: N

PAY ITEM	CALENDAR QUARTER	CONTRACT NUMBER	COUNTY LOCATION	PROJECT DESCRIPTION	BID QUANTITY	AWARD PRICE	SECOND BIDDER	THIRD BIDDER	ESTIMATE

9" X 18" CONCRETE VERTICAL CURB / LF									
607021P	(cont)	23402	MORRIS	STATE	840	\$45.00	\$12.00	\$40.00	\$50.00
		23403	HUDSON	STATE	988	\$89.00	\$60.00	\$93.50	\$87.00
		23401	SUSSEX	STATE	1,637	\$88.00	\$70.00	\$67.50	\$87.00
		23402	MORRIS	STATE	4,825	\$75.00	\$83.00	\$48.00	\$85.00

9" X 20" CONCRETE VERTICAL CURB / LF									
607024P	2022Q4	22152	WARREN	CMAQ-0046 (353)	56	\$120.00	\$100.00	\$200.00	\$88.00
	2023Q1	23402	MORRIS	STATE	100	\$45.00	\$12.00	\$40.00	\$52.00
		23403	HUDSON	STATE	100	\$45.00	\$35.00	\$7.00	\$52.00
		23403	HUDSON	STATE	128	\$89.00	\$72.00	\$93.50	\$60.00
		23401	SUSSEX	STATE	457	\$88.00	\$80.00	\$67.50	\$60.00
		23402	MORRIS	STATE	559	\$75.00	\$83.00	\$57.00	\$89.00

9" X 22" CONCRETE VERTICAL CURB / LF									
607027P	2023Q2	23123	MORRIS	0046997	122	\$95.50	\$65.00	\$213.00	\$60.00

12" X 13" CONCRETE SLOPING CURB / LF									
607030P	2022Q3	22149	MORRIS	HSIP-0015 (313)	216	\$40.00	\$82.00	\$46.90	\$55.00
	2023Q1	23402	MORRIS	STATE	148	\$75.00	\$83.00	\$62.00	\$84.00
		23402	MORRIS	STATE	250	\$45.00	\$12.00	\$40.00	\$53.00
		23403	HUDSON	STATE	250	\$45.00	\$40.00	\$7.00	\$53.00
		22158	ESSEX	NHP-0280 (337)	2,597	\$44.00	\$100.00	\$45.00	\$85.00
	2023Q2	23123	MORRIS	0046997	35	\$189.75	\$120.00	\$150.00	\$70.00

9" X 14" CONCRETE VERTICAL CURB / LF									
607034P	2022Q3	22149	MORRIS	HSIP-0015 (313)	547	\$40.00	\$70.00	\$46.90	\$55.00
		22137	UNION	NHP-0022 (353)	549	\$56.00	\$56.00	\$30.00	\$88.00

HISTORICAL BID PRICE LISTING
BY REGION

REGION: N

PAY ITEM	CALENDAR QUARTER	CONTRACT NUMBER	COUNTY LOCATION	PROJECT DESCRIPTION	BID QUANTITY	AWARD PRICE	SECOND BIDDER	THIRD BIDDER	ESTIMATE

9" X 14" CONCRETE VERTICAL CURB / LF									
607034P	2023Q1	23445	MORRIS	N/A	100	\$50.00	\$105.00		\$50.00
	2023Q2	23418	MORRIS	CRRSAA-FLEX-D00S(633	318	\$16.57	\$92.75	\$110.00	\$40.00
		23113	WARREN	0046(999)	769	\$50.00	\$38.00	\$50.00	\$70.00
		23112	MORRIS	NHP-0053(302)	940	\$120.00	\$77.00	\$130.50	\$70.00
		23123	MORRIS	0046997	1,011	\$97.75	\$80.00	\$74.00	\$45.00
		22153	MORRIS	NHP-0023(329)	5,047	\$92.00	\$60.00	\$55.59	\$70.00

24" X VARIABLE HEIGHT CONCRETE BARRIER C / LF									
607060P	2022Q3	22137	UNION	NHP-0022(353)	318	\$250.00	\$430.00	\$225.00	\$200.00

9" X VARIABLE HEIGHT CONCRETE VERTICAL C / LF									
607069P	2023Q1	23403	HUDSON	STATE	50	\$89.00	\$48.00	\$93.50	\$90.00
		23401	SUSSEX	STATE	100	\$77.00	\$90.00	\$46.00	\$90.00
		23402	MORRIS	STATE	100	\$75.00	\$83.00	\$62.00	\$96.00
	2023Q2	23112	MORRIS	NHP-0053(302)	1,650	\$125.00	\$87.00	\$130.50	\$100.00

GRANITE CURB / LF									
607075P	2022Q3	22149	MORRIS	HSIP-0015(313)	41	\$40.00	\$85.00	\$66.30	\$104.00

BELGIAN BLOCK CURB / LF									
607076P	2023Q1	23402	MORRIS	STATE	24	\$75.00	\$83.00	\$100.00	\$74.00
	2023Q2	23112	MORRIS	NHP-0053(302)	100	\$140.00	\$220.00	\$150.00	\$95.00

9" X 4" HOT MIX ASPHALT CURB / LF									
607081P	2022Q3	22149	MORRIS	HSIP-0015(313)	467	\$21.50	\$28.50	\$22.45	\$15.00

HISTORICAL BID PRICE LISTING
 BY REGION

REGION: N

PAY ITEM	CALENDAR QUARTER	CONTRACT NUMBER	COUNTY LOCATION	PROJECT DESCRIPTION	BID QUANTITY	AWARD PRICE	SECOND BIDDER	THIRD BIDDER	ESTIMATE

15" X 51" F SHAPE CONCRETE BARRIER CURB / LF									
607110P	2023Q1	22158	ESSEX	NHP-0280 (337)	248	\$183.00	\$250.00	\$185.00	\$300.00

15" X VAR HT F SHAPE CONC BAR CURB, DOW / LF									
607113P	2023Q1	22158	ESSEX	NHP-0280 (337)	35	\$186.00	\$250.00	\$190.00	\$1,020

SAWCUT VERTICAL CURB / LF									
607120P	2023Q1	23445	MORRIS	N/A	1,000	\$85.00	\$120.00		\$20.00

HISTORICAL BID PRICE LISTING
BY REGION

REGION: N

PAY ITEM	CALENDAR QUARTER	CONTRACT NUMBER	COUNTY LOCATION	PROJECT DESCRIPTION	BID QUANTITY	AWARD PRICE	SECOND BIDDER	THIRD BIDDER	ESTIMATE
NONVEGETATIVE SURFACE, HOT MIX ASPHALT / SY									
608003P	2022Q3	22137	UNION	NHP-0022 (353)	160	\$55.00	\$100.00	\$80.00	\$50.00
	2022Q4	22148	PASSAIC	NHFP-HWY-0046 (356)	266	\$75.00	\$90.00	\$97.50	\$50.00
	2023Q1	23441	BERGEN	100% STATE	31	\$75.00	\$90.00		\$50.00
		23403	HUDSON	STATE	49	\$45.00	\$55.00	\$71.50	\$50.00
		23401	SUSSEX	STATE	50	\$99.00	\$75.00	\$50.00	\$50.00
		23402	MORRIS	STATE	197	\$75.00	\$55.00	\$25.00	\$50.00
		23445	MORRIS	N/A	350	\$50.00	\$75.00		\$50.00
	2023Q2	23418	MORRIS	CRRSAA-FLEX-D00S (633	371	\$19.88	\$89.75	\$125.00	\$50.00
		23123	MORRIS	0046997	3,211	\$64.50	\$62.00	\$72.00	\$50.00
		22153	MORRIS	NHP-0023 (329)	11,847	\$46.20	\$44.00	\$42.42	\$50.00

NONVEGETATIVE SURFACE, POROUS HMA 4" / SY									
608004P	2023Q1	22158	ESSEX	NHP-0280 (337)	1,165	\$116.00	\$48.00	\$55.00	\$35.00
	2023Q2	23112	MORRIS	NHP-0053 (302)	1,047	\$50.00	\$50.00	\$45.50	\$55.00
		23113	WARREN	0046 (999)	3,252	\$70.00	\$49.00	\$40.00	\$51.00

NONVEGETATIVE SURFACE, POROUS HOT MIX AS / SY									
608005P	2022Q3	22149	MORRIS	HSIP-0015 (313)	225	\$71.00	\$70.00	\$65.30	\$60.00
	2023Q1	23445	MORRIS	N/A	200	\$50.00	\$80.00		\$60.00
		22158	ESSEX	NHP-0280 (337)	897	\$116.00	\$60.00	\$60.00	\$48.00
	2023Q2	23113	WARREN	0046 (999)	500	\$80.00	\$57.00	\$75.00	\$62.00

NONVEGETATIVE SURFACE, POLYESTER MATTING / SY									
608012P	2022Q3	22149	MORRIS	HSIP-0015 (313)	698	\$57.50	\$58.00	\$53.05	\$45.00
	2023Q2	22153	MORRIS	NHP-0023 (329)	9,381	\$57.75	\$55.00	\$53.03	\$50.00

HISTORICAL BID PRICE LISTING
 BY REGION

REGION: N

PAY ITEM	CALENDAR QUARTER	CONTRACT NUMBER	COUNTY LOCATION	PROJECT DESCRIPTION	BID QUANTITY	AWARD PRICE	SECOND BIDDER	THIRD BIDDER	ESTIMATE
NONVEGETATIVE SURFACE, BROKEN STONE / SY									
608015P	2023Q1	23401	SUSSEX	STATE	360	\$33.00	\$60.00	\$55.00	\$50.00
	2023Q2	23110	PASSAIC	NHP-0080 (336)	28	\$93.00	\$25.00	\$150.00	\$50.00
		23113	WARREN	0046 (999)	1,267	\$70.00	\$36.00	\$28.00	\$40.00

HISTORICAL BID PRICE LISTING
BY REGION

REGION: N

PAY ITEM	CALENDAR QUARTER	CONTRACT NUMBER	COUNTY LOCATION	PROJECT DESCRIPTION	BID QUANTITY	AWARD PRICE	SECOND BIDDER	THIRD BIDDER	ESTIMATE

BEAM GUIDE RAIL / LF									
609003M	2022Q3	22137	UNION	NHP-0022 (353)	126	\$42.00	\$90.00	\$70.00	\$47.00
		22149	MORRIS	HSIP-0015 (313)	1,129	\$47.00	\$43.00	\$39.25	\$35.00
	2022Q4	22148	PASSAIC	NHFP-HWY-0046 (356)	325	\$48.00	\$70.00	\$70.25	\$38.00
	2023Q1	22158	ESSEX	NHP-0280 (337)	1,432	\$39.00	\$33.00	\$37.00	\$38.00
		23445	MORRIS	N/A	63,875	\$68.00	\$72.50		\$67.50
	2023Q2	23418	MORRIS	CRRSAA-FLEX-D00S (633)	404	\$88.83	\$51.00	\$81.00	\$65.00
		23112	MORRIS	NHP-0053 (302)	2,430	\$39.00	\$43.00	\$39.00	\$45.00
		23123	MORRIS	0046997	3,471	\$39.00	\$38.00	\$62.00	\$42.00
		23113	WARREN	0046 (999)	7,026	\$43.03	\$42.00	\$45.00	\$41.00
		22153	MORRIS	NHP-0023 (329)	28,718	\$37.40	\$35.50	\$34.14	\$38.00

BEAM GUIDE RAIL, BRIDGE / LF									
609004M	2023Q1	22158	ESSEX	NHP-0280 (337)	85	\$238.00	\$200.00	\$225.00	\$240.00
		23113	WARREN	0046 (999)	174	\$418.33	\$400.00	\$400.00	\$168.00

BEAM GUIDE RAIL, DUAL-FACED / LF									
609006M	2023Q2	23113	WARREN	0046 (999)	26	\$86.06	\$85.00	\$100.00	\$71.00
		23418	MORRIS	CRRSAA-FLEX-D00S (633)	40	\$99.00	\$65.00	\$90.00	\$70.00
		22153	MORRIS	NHP-0023 (329)	263	\$46.20	\$41.50	\$40.40	\$60.00
		23123	MORRIS	0046997	1,442	\$53.00	\$50.00	\$83.00	\$60.00

MODIFIED THRIE BEAM GUIDE RAIL / LF									
609009M	2022Q3	22149	MORRIS	HSIP-0015 (313)	19	\$112.00	\$115.00	\$108.10	\$60.00
		23445	MORRIS	N/A	2,750	\$68.00	\$82.50		\$69.50
		22153	MORRIS	NHP-0023 (329)	28	\$98.20	\$88.50	\$85.85	\$65.00

THRIE BEAM GUIDE RAIL, BRIDGE / LF									
609015M	2023Q2	22153	MORRIS	NHP-0023 (329)	400	\$216.00	\$210.00	\$202.00	\$120.00

HISTORICAL BID PRICE LISTING
BY REGION

REGION: N

PAY ITEM	CALENDAR QUARTER	CONTRACT NUMBER	COUNTY LOCATION	PROJECT DESCRIPTION	BID QUANTITY	AWARD PRICE	SECOND BIDDER	THIRD BIDDER	ESTIMATE

FLARED GUIDE RAIL TERMINAL / U									
609024M	2023Q1	23445	MORRIS	N/A	225	\$3,000	\$4,200		\$2,900

BURIED GUIDE RAIL TERMINAL / U									
609025M	2022Q3	22149	MORRIS	HSIP-0015 (313)	1	\$3,350	\$3,100	\$2,856	\$2,500
	2023Q1	23445	MORRIS	N/A	5	\$1	\$2,500		\$1,000
	2023Q2	22153	MORRIS	NHP-0023 (329)	1	\$2,890	\$2,600	\$2,525	\$2,000

TANGENT GUIDE RAIL TERMINAL / U									
609027M	2022Q3	22137	UNION	NHP-0022 (353)	2	\$4,100	\$5,600	\$4,750	\$4,000
		22149	MORRIS	HSIP-0015 (313)	7	\$4,300	\$4,300	\$3,861	\$4,200
	2023Q1	22158	ESSEX	NHP-0280 (337)	2	\$4,765	\$3,800	\$4,400	\$4,000
		23445	MORRIS	N/A	80	\$3,000	\$4,800		\$3,000
	2023Q2	23123	MORRIS	0046997	3	\$4,140	\$3,980	\$4,100	\$4,250
		23113	WARREN	0046 (999)	7	\$4,661	\$4,500	\$4,000	\$4,500
		23112	MORRIS	NHP-0053 (302)	10	\$4,400	\$4,264	\$3,850	\$4,300
		22153	MORRIS	NHP-0023 (329)	46	\$4,505	\$4,050	\$3,939	\$3,500

TELESCOPING GUIDE RAIL END TERMINAL / U									
609030M	2023Q1	23445	MORRIS	N/A	35	\$3,000	\$5,200		\$2,500
	2023Q2	22153	MORRIS	NHP-0023 (329)	1	\$6,930	\$6,250	\$6,060	\$4,500
		23123	MORRIS	0046997	12	\$8,050	\$7,700	\$7,900	\$6,600

CONTROLLED RELEASE TERMINAL / U									
609033M	2023Q1	23445	MORRIS	N/A	10	\$750	\$2,750		\$725.00

HISTORICAL BID PRICE LISTING
BY REGION

REGION: N

PAY ITEM	CALENDAR QUARTER	CONTRACT NUMBER	COUNTY LOCATION	PROJECT DESCRIPTION	BID QUANTITY	AWARD PRICE	SECOND BIDDER	THIRD BIDDER	ESTIMATE
CONTROLLED RELEASE TERMINAL / U									
609033M	2023Q2	23113	WARREN	0046 (999)	1	\$2,510	\$2,400	\$2,500	\$1,900
		22153	MORRIS	NHP-0023 (329)	3	\$2,890	\$2,600	\$2,525	\$1,300
CONTROLLED RELEASE TERMINAL ANCHORAGE / U									
609036M	2023Q1	23445	MORRIS	N/A	5	\$750	\$2,500		\$725.00
	2023Q2	22153	MORRIS	NHP-0023 (329)	1	\$2,890	\$2,600	\$2,525	\$1,300
		23113	WARREN	0046 (999)	1	\$2,510	\$2,400	\$2,300	\$2,700
BEAM GUIDE RAIL ANCHORAGE / U									
609039M	2022Q3	22137	UNION	NHP-0022 (353)	1	\$1,300	\$4,500	\$3,750	\$1,700
		22149	MORRIS	HSIP-0015 (313)	8	\$2,150	\$2,200	\$2,004	\$1,200
	2022Q4	22148	PASSAIC	NHFP-HWY-0046 (356)	2	\$2,300	\$3,000	\$4,550	\$1,300
	2023Q1	22158	ESSEX	NHP-0280 (337)	4	\$2,224	\$1,800	\$2,200	\$1,240
		23445	MORRIS	N/A	60	\$1,000	\$2,500		\$950.00
	2023Q2	23418	MORRIS	CRRSAA-FLEX-D00S (633)	4	\$2,750	\$1,850	\$2,500	\$70.00
		23113	WARREN	0046 (999)	12	\$2,510	\$2,400	\$1,200	\$1,100
		23123	MORRIS	0046997	16	\$2,130	\$2,100	\$2,100	\$2,000
		22153	MORRIS	NHP-0023 (329)	52	\$1,390	\$1,300	\$1,263	\$1,300
BEAM GUIDE RAIL POST / U									
609042M	2023Q2	23418	MORRIS	CRRSAA-FLEX-D00S (633)	10	\$165.00	\$332.00	\$150.00	\$100.00
		23123	MORRIS	0046997	31	\$150.00	\$145.00	\$146.00	\$200.00
		23112	MORRIS	NHP-0053 (302)	115	\$100.00	\$117.00	\$106.00	\$117.00
		22153	MORRIS	NHP-0023 (329)	145	\$92.40	\$94.00	\$90.90	\$100.00
BEAM GUIDE RAIL POST, 8' LONG / U									
609048M	2023Q2	22153	MORRIS	NHP-0023 (329)	32	\$116.00	\$115.00	\$111.10	\$65.00

HISTORICAL BID PRICE LISTING
BY REGION

REGION: N

PAY ITEM	CALENDAR QUARTER	CONTRACT NUMBER	COUNTY LOCATION	PROJECT DESCRIPTION	BID QUANTITY	AWARD PRICE	SECOND BIDDER	THIRD BIDDER	ESTIMATE

BEAM GUIDE RAIL ELEMENT / LF									
609054M	2022Q3	22137	UNION	NHP-0022 (353)	25	\$16.00	\$65.00	\$50.00	\$22.00

APPROACH GUIDE RAIL TRANSITION TL-3 / U									
609059M	2022Q3	22149	MORRIS	HSIP-0015 (313)	1	\$6,050	\$6,100	\$5,610	\$4,500
		22137	UNION	NHP-0022 (353)	2	\$3,300	\$6,700	\$5,750	\$4,200
	2023Q2	22153	MORRIS	NHP-0023 (329)	3	\$4,335	\$4,050	\$3,939	\$3,800
		23113	WARREN	0046 (999)	3	\$5,737	\$5,500	\$3,700	\$6,500

REMOVAL OF BEAM GUIDE RAIL / LF									
609075M	2022Q3	22149	MORRIS	HSIP-0015 (313)	1,110	\$3.50	\$3.00	\$3.05	\$3.00
	2022Q4	22152	WARREN	CMAQ-0046 (353)	40	\$10.00	\$50.00	\$30.00	\$4.00
		22148	PASSAIC	NHFP-HWY-0046 (356)	366	\$1.00	\$5.00	\$3.90	\$6.00
	2023Q1	22158	ESSEX	NHP-0280 (337)	1,302	\$1.00	\$5.00	\$6.00	\$2.00
	2023Q2	23418	MORRIS	CRRSAA-FLEX-D00S (633)	175	\$0.01	\$27.27	\$1.00	\$25.00
		23123	MORRIS	0046997	2,393	\$3.45	\$3.30	\$3.00	\$5.00
		23112	MORRIS	NHP-0053 (302)	2,870	\$1.00	\$1.15	\$1.00	\$3.50
		23113	WARREN	0046 (999)	6,630	\$2.99	\$3.00	\$0.02	\$1.00
		22153	MORRIS	NHP-0023 (329)	30,662	\$1.15	\$1.05	\$1.01	\$2.80

HISTORICAL BID PRICE LISTING
BY REGION

REGION: N

PAY ITEM	CALENDAR QUARTER	CONTRACT NUMBER	COUNTY LOCATION	PROJECT DESCRIPTION	BID QUANTITY	AWARD PRICE	SECOND BIDDER	THIRD BIDDER	ESTIMATE

TRAFFIC STRIPES, 4" / LF									
610003M	2022Q3	22137	UNION	NHP-0022 (353)	26,057	\$0.53	\$0.75	\$0.75	\$1.00
		22149	MORRIS	HSIP-0015 (313)	42,300	\$0.38	\$0.45	\$0.40	\$1.00
	2022Q4	22152	WARREN	CMAQ-0046 (353)	4,200	\$0.65	\$1.00	\$0.70	\$1.00
		22148	PASSAIC	NHFP-HWY-0046 (356)	5,624	\$0.80	\$1.00	\$1.45	\$1.25
		22145	WARREN	NHP-0094 (306)	146,355	\$1.13			\$1.00
		22143	UNION	NHP-0001 (332)	150,168	\$0.58	\$0.58	\$0.45	\$0.50
	2023Q1	22158	ESSEX	NHP-0280 (337)	950	\$1.00	\$0.35	\$0.65	\$1.50
		21410	BERGEN	NHP-D00S (642)	15,000	\$1.00	\$1.00	\$2.00	\$3.50
		22450	MORRIS	NHP-0040 (314)	15,000	\$1.00	\$1.00	\$1.50	\$3.50
		23448	MORRIS	N/A	34,000	\$1.50	\$1.75		\$1.30
		23448	MORRIS	N/A	54,000	\$1.25	\$1.65		\$1.10
		22160	WARREN	0046996	93,000	\$0.65			\$1.00
		22159	BERGEN	NHP-0017 (310)	94,500	\$0.35	\$0.46	\$0.36	\$0.50
		23402	MORRIS	STATE	95,113	\$0.35	\$0.40	\$0.37	\$0.30
		23403	HUDSON	STATE	96,763	\$0.34	\$0.35	\$0.45	\$0.50
		23402	MORRIS	STATE	150,000	\$0.35	\$0.40	\$0.35	\$0.36
		23403	HUDSON	STATE	150,000	\$0.36	\$0.35	\$0.42	\$0.36
		23401	SUSSEX	STATE	338,169	\$0.40	\$0.40	\$0.34	\$0.36
			2023Q2	23106	ESSEX	NHP-0124 (300)	28,515	\$0.88	
23113	WARREN			0046 (999)	28,845	\$0.45	\$0.45	\$8.00	\$0.80
22153	MORRIS			NHP-0023 (329)	33,220	\$0.47	\$0.60	\$0.40	\$1.00
23123	MORRIS			0046997	74,153	\$0.70	\$0.70	\$1.80	\$0.50
23109	MORRIS			NHP-0124 (301)	91,564	\$0.65			\$0.65
23112	MORRIS			NHP-0053 (302)	125,000	\$0.40	\$0.42	\$0.45	\$0.80

TRAFFIC STRIPES, 6" / LF									
610006M	2022Q3	22142	MORRIS	NHP-0080 (335)	63,600	\$0.57	\$0.45	\$0.57	\$1.00
		22154	MORRIS	NHP-0080 (334)	275,000	\$0.01	\$0.42	\$0.02	\$1.00
	2023Q1	23448	MORRIS	N/A	20,000	\$2.00	\$2.48		\$1.30
		23448	MORRIS	N/A	23,125	\$2.00	\$2.60		\$1.60
		23402	MORRIS	STATE	37,500	\$0.42	\$0.60	\$0.41	\$0.49

HISTORICAL BID PRICE LISTING
BY REGION

REGION: N

PAY ITEM	CALENDAR QUARTER	CONTRACT NUMBER	COUNTY LOCATION	PROJECT DESCRIPTION	BID QUANTITY	AWARD PRICE	SECOND BIDDER	THIRD BIDDER	ESTIMATE		

TRAFFIC STRIPES, 6" / LF											
610006M	(cont)	23403	HUDSON	STATE	37,500	\$0.39	\$0.38	\$0.62	\$0.49		
		22158	ESSEX	NHP-0280 (337)	45,400	\$1.00	\$0.50	\$0.90	\$0.50		
	2023Q2	22153	MORRIS	NHP-0023 (329)	23,720	\$0.70	\$0.80	\$0.61	\$1.00		
		23102	ESSEX	NHP-0078 (336)	103,160	\$0.40	\$0.65	\$0.38	\$0.80		
		23105	UNION	NHP-0078 (337)	176,055	\$0.40	\$0.40	\$0.61	\$0.60		
		23110	PASSAIC	NHP-0080 (336)	195,000	\$0.65	\$0.38	\$0.40	\$1.60		

		TRAFFIC STRIPES, 8" / LF									
610007M	2022Q3	22137	UNION	NHP-0022 (353)	710	\$1.05	\$1.25	\$1.00	\$2.00		
		22142	MORRIS	NHP-0080 (335)	1,000	\$0.76	\$0.70	\$0.70	\$2.00		
		22149	MORRIS	HSIP-0015 (313)	1,900	\$0.65	\$0.75	\$0.70	\$1.00		
	2022Q4	22152	WARREN	CMAQ-0046 (353)	770	\$1.30	\$2.00	\$1.35	\$1.00		
		22148	PASSAIC	NHFP-HWY-0046 (356)	1,146	\$1.55	\$2.00	\$2.85	\$1.50		
		22154	MORRIS	NHP-0080 (334)	16,000	\$0.70	\$0.75	\$1.00	\$1.00		
	2023Q1	22160	WARREN	0046996	850	\$1.30			\$2.00		
		22158	ESSEX	NHP-0280 (337)	3,200	\$2.00	\$0.70	\$1.20	\$1.00		
		23401	SUSSEX	STATE	4,070	\$0.80	\$0.70	\$0.68	\$0.80		
		23403	HUDSON	STATE	8,496	\$0.65	\$0.70	\$0.90	\$0.75		
		23448	MORRIS	N/A	9,580	\$3.00	\$3.50		\$1.85		
		23448	MORRIS	N/A	10,000	\$3.00	\$3.30		\$1.50		
		23402	MORRIS	STATE	20,000	\$0.71	\$0.80	\$0.70	\$0.69		
		23403	HUDSON	STATE	20,000	\$0.70	\$0.68	\$0.83	\$0.69		
		23402	MORRIS	STATE	20,966	\$0.71	\$0.80	\$0.75	\$0.45		
		2023Q2	22153	MORRIS	NHP-0023 (329)	1,100	\$0.93	\$1.00	\$0.81	\$1.00	
			23112	MORRIS	NHP-0053 (302)	1,600	\$0.70	\$0.84	\$0.90	\$1.00	
	23113		WARREN	0046 (999)	1,973	\$0.91	\$0.80	\$1.00	\$1.00		
	23109		MORRIS	NHP-0124 (301)	4,710	\$1.23			\$1.30		
	23123		MORRIS	0046997	5,022	\$1.40	\$1.40	\$4.10	\$1.00		
	23106		ESSEX	NHP-0124 (300)	6,060	\$1.75			\$1.20		

	TRAFFIC MARKINGS / SF										
	610009M	2022Q4	22145	WARREN	NHP-0094 (306)	180	\$18.00			\$7.00	

HISTORICAL BID PRICE LISTING
BY REGION

REGION: N

PAY ITEM	CALENDAR QUARTER	CONTRACT NUMBER	COUNTY LOCATION	PROJECT DESCRIPTION	BID QUANTITY	AWARD PRICE	SECOND BIDDER	THIRD BIDDER	ESTIMATE

TRAFFIC MARKINGS / SF									
610009M	2023Q2	23123	MORRIS	0046997	4,063	\$9.75	\$9.50	\$5.10	\$7.00

RPM, MONO-DIRECTIONAL, WHITE LENS / U									
610012M	2022Q3	22137	UNION	NHP-0022 (353)	119	\$31.00	\$34.00	\$80.00	\$48.00
		22149	MORRIS	HSIP-0015 (313)	220	\$34.00	\$38.00	\$34.70	\$45.00
		22142	MORRIS	NHP-0080 (335)	655	\$40.00	\$32.00	\$28.20	\$44.00
	2022Q4	22152	WARREN	CMAQ-0046 (353)	30	\$45.00	\$250.00	\$50.00	\$54.00
		22148	PASSAIC	NHFP-HWY-0046 (356)	124	\$36.50	\$40.00	\$63.00	\$50.00
		22154	MORRIS	NHP-0080 (334)	1,800	\$32.55	\$35.30	\$20.00	\$35.00
		22143	UNION	NHP-0001 (332)	2,800	\$37.80	\$37.80	\$40.00	\$30.00
	2023Q1	23401	SUSSEX	STATE	12	\$40.00	\$44.50	\$42.00	\$54.00
		23448	MORRIS	N/A	25	\$40.00	\$45.00		\$38.00
		22160	WARREN	0046996	100	\$49.69			\$48.00
		23402	MORRIS	STATE	291	\$34.65	\$40.00	\$36.00	\$36.50
		23403	HUDSON	STATE	433	\$33.60	\$35.00	\$42.00	\$55.00
		23402	MORRIS	STATE	750	\$34.65	\$40.00	\$35.00	\$34.00
		23403	HUDSON	STATE	750	\$34.12	\$32.50	\$40.00	\$34.00
		22159	BERGEN	NHP-0017 (310)	1,159	\$37.00	\$44.00	\$34.10	\$33.00
	2023Q2	23112	MORRIS	NHP-0053 (302)	55	\$36.00	\$44.00	\$36.25	\$58.00
		23113	WARREN	0046 (999)	155	\$43.03	\$45.00	\$40.00	\$37.00
		23109	MORRIS	NHP-0124 (301)	177	\$52.13			\$50.00
		22153	MORRIS	NHP-0023 (329)	450	\$44.00	\$34.30	\$38.38	\$29.00
		23106	ESSEX	NHP-0124 (300)	785	\$49.63			\$41.00
		23102	ESSEX	NHP-0078 (336)	1,105	\$34.25	\$42.00	\$32.00	\$35.00
		23105	UNION	NHP-0078 (337)	1,850	\$34.00	\$33.00	\$37.80	\$30.00
		23110	PASSAIC	NHP-0080 (336)	2,250	\$42.00	\$34.65	\$35.00	\$30.00

TRAFFIC MARKING LINES, 4" / LF									
610013M	2023Q1	23448	MORRIS	N/A	7,500	\$2.50	\$2.85		\$1.75
		23402	MORRIS	STATE	10,000	\$0.84	\$0.85	\$0.90	\$0.71
		23403	HUDSON	STATE	10,000	\$0.78	\$0.75	\$0.83	\$0.71

HISTORICAL BID PRICE LISTING
BY REGION

REGION: N

PAY ITEM	CALENDAR QUARTER	CONTRACT NUMBER	COUNTY LOCATION	PROJECT DESCRIPTION	BID QUANTITY	AWARD PRICE	SECOND BIDDER	THIRD BIDDER	ESTIMATE
TRAFFIC MARKING LINES, 8" / LF									
610014M	2022Q3	22149	MORRIS	HSIP-0015 (313)	1,350	\$1.65	\$1.85	\$1.75	\$2.00
		22142	MORRIS	NHP-0080 (335)	3,400	\$1.60	\$1.65	\$1.80	\$2.00
	2022Q4	22152	WARREN	CMAQ-0046 (353)	1,200	\$1.75	\$2.00	\$2.20	\$2.00
		22143	UNION	NHP-0001 (332)	23,428	\$1.10	\$1.10	\$1.16	\$1.00
	2023Q1	22160	WARREN	0046996	950	\$2.50			\$2.00
		23403	HUDSON	STATE	1,457	\$2.10	\$2.15	\$1.75	\$1.67
		23402	MORRIS	STATE	2,896	\$1.78	\$1.65	\$1.85	\$1.70
		23401	SUSSEX	STATE	3,429	\$1.65	\$2.20	\$2.10	\$1.67
		23402	MORRIS	STATE	5,000	\$2.10	\$1.65	\$2.20	\$1.40
		23403	HUDSON	STATE	5,000	\$1.83	\$1.75	\$1.65	\$1.40
		22159	BERGEN	NHP-0017 (310)	7,223	\$2.00	\$1.85	\$0.89	\$2.00
		23448	MORRIS	N/A	7,500	\$5.00	\$5.70		\$6.00
		23106	ESSEX	NHP-0124 (300)	370	\$2.50			\$4.00
		23109	MORRIS	NHP-0124 (301)	4,707	\$2.75			\$2.50
	2023Q2	23102	ESSEX	NHP-0078 (336)	4,780	\$0.95	\$1.45	\$0.90	\$2.00
		23110	PASSAIC	NHP-0080 (336)	6,050	\$1.75	\$1.05	\$1.10	\$2.00
		22153	MORRIS	NHP-0023 (329)	10,900	\$1.75	\$1.65	\$1.52	\$2.00
		23105	UNION	NHP-0078 (337)	14,166	\$0.95	\$1.00	\$1.31	\$1.00

RPM, BI-DIRECTIONAL, WHITE LENS / U									
610015M	2023Q1	22158	ESSEX	NHP-0280 (337)	174	\$26.00	\$95.00	\$45.00	\$20.00

TRAFFIC MARKING LINES, 12" / LF									
610016M	2022Q3	22149	MORRIS	HSIP-0015 (313)	70	\$2.20	\$2.25	\$2.05	\$3.00
		22148	PASSAIC	NHFP-HWY-0046 (356)	582	\$2.50	\$3.00	\$3.00	\$3.00
	2023Q1	22158	ESSEX	NHP-0280 (337)	40	\$3.00	\$2.50	\$4.00	\$3.00
		22160	WARREN	0046996	100	\$3.75			\$3.00
		23448	MORRIS	N/A	2,000	\$6.50	\$8.55		\$11.00
2023Q2	23113	WARREN	0046 (999)	13	\$2.69	\$6.00	\$3.00	\$4.00	

HISTORICAL BID PRICE LISTING
BY REGION

REGION: N

PAY ITEM	CALENDAR QUARTER	CONTRACT NUMBER	COUNTY LOCATION	PROJECT DESCRIPTION	BID QUANTITY	AWARD PRICE	SECOND BIDDER	THIRD BIDDER	ESTIMATE	

TRAFFIC MARKING LINES, 24" / LF										
610017M	2022Q3	22137	UNION	NHP-0022 (353)	170	\$12.50	\$13.50	\$20.00	\$8.00	
		22142	MORRIS	NHP-0080 (335)	900	\$4.80	\$5.75	\$5.60	\$7.00	
		22149	MORRIS	HSIP-0015 (313)	1,300	\$5.50	\$5.75	\$5.30	\$7.00	
	2022Q4	22152	WARREN	CMAQ-0046 (353)	360	\$5.25	\$10.00	\$5.00	\$6.00	
		22148	PASSAIC	NHFP-HWY-0046 (356)	640	\$5.00	\$6.00	\$5.85	\$6.00	
		22154	MORRIS	NHP-0080 (334)	1,200	\$6.30	\$4.95	\$10.00	\$8.00	
		22143	UNION	NHP-0001 (332)	8,769	\$4.72	\$4.72	\$4.95	\$6.00	
	2023Q1	22158	ESSEX	NHP-0280 (337)	410	\$5.00	\$5.00	\$7.00	\$6.00	
		22160	WARREN	0046996	1,000	\$7.50			\$7.00	
		22159	BERGEN	NHP-0017 (310)	1,700	\$5.75	\$5.45	\$5.77	\$6.00	
		23402	MORRIS	STATE	2,000	\$6.30	\$4.95	\$6.03	\$5.00	
		23403	HUDSON	STATE	2,000	\$5.46	\$5.20	\$5.00	\$5.00	
		23403	HUDSON	STATE	4,380	\$5.46	\$5.50	\$5.20	\$4.80	
		23402	MORRIS	STATE	5,275	\$5.46	\$4.95	\$5.70	\$4.30	
		23448	MORRIS	N/A	6,550	\$15.00	\$17.00		\$16.00	
		23401	SUSSEX	STATE	6,810	\$4.95	\$5.75	\$5.46	\$4.80	
		2023Q2	23113	WARREN	0046 (999)	997	\$5.38	\$8.50	\$5.00	\$6.00
	23106		ESSEX	NHP-0124 (300)	1,575	\$7.50			\$10.00	
	23102		ESSEX	NHP-0078 (336)	1,580	\$6.50	\$5.20	\$6.00	\$6.00	
	23112		MORRIS	NHP-0053 (302)	2,000	\$6.50	\$5.00	\$6.00	\$6.00	
	23109		MORRIS	NHP-0124 (301)	2,902	\$8.25			\$7.50	
	23123		MORRIS	0046997	3,243	\$5.20	\$5.00	\$8.40	\$6.00	
	23110		PASSAIC	NHP-0080 (336)	4,900	\$5.20	\$6.30	\$6.40	\$5.00	
	23105		UNION	NHP-0078 (337)	6,490	\$5.30	\$5.20	\$4.72	\$6.00	
	22153		MORRIS	NHP-0023 (329)	7,170	\$5.20	\$5.00	\$4.55	\$5.00	

	RPM, MONO-DIRECTIONAL, AMBER LENS / U									
610018M	2022Q3	22137	UNION	NHP-0022 (353)	50	\$32.00	\$34.00	\$80.00	\$48.00	
		22149	MORRIS	HSIP-0015 (313)	80	\$34.00	\$38.00	\$34.70	\$45.00	
		22142	MORRIS	NHP-0080 (335)	230	\$40.00	\$32.00	\$28.20	\$44.00	
	2022Q4	22148	PASSAIC	NHFP-HWY-0046 (356)	68	\$36.50	\$40.00	\$63.00	\$35.00	
		22154	MORRIS	NHP-0080 (334)	650	\$32.55	\$35.30	\$20.00	\$35.00	

HISTORICAL BID PRICE LISTING
BY REGION

REGION: N

PAY ITEM	CALENDAR QUARTER	CONTRACT NUMBER	COUNTY LOCATION	PROJECT DESCRIPTION	BID QUANTITY	AWARD PRICE	SECOND BIDDER	THIRD BIDDER	ESTIMATE
RPM, MONO-DIRECTIONAL, AMBER LENS / U									
610018M	(cont)	22143	UNION	NHP-0001 (332)	955	\$37.80	\$37.80	\$40.00	\$25.00
	2023Q1	23448	MORRIS	N/A	25	\$40.00	\$45.00		\$38.00
		23401	SUSSEX	STATE	34	\$40.00	\$44.50	\$42.00	\$43.87
		22160	WARREN	0046996	50	\$49.69			\$46.00
		23402	MORRIS	STATE	96	\$34.65	\$40.00	\$44.00	\$32.00
		23403	HUDSON	STATE	342	\$33.60	\$35.00	\$42.00	\$42.80
		22159	BERGEN	NHP-0017 (310)	434	\$37.00	\$44.00	\$34.10	\$35.00
		23402	MORRIS	STATE	750	\$34.65	\$40.00	\$35.00	\$35.00
		23403	HUDSON	STATE	750	\$34.12	\$32.50	\$40.00	\$35.00
	2023Q2	23106	ESSEX	NHP-0124 (300)	50	\$49.63			\$38.00
		22153	MORRIS	NHP-0023 (329)	181	\$44.00	\$34.30	\$38.38	\$36.00
		23113	WARREN	0046 (999)	195	\$43.03	\$45.00	\$40.00	\$37.00
		23102	ESSEX	NHP-0078 (336)	460	\$34.25	\$42.00	\$32.00	\$35.00
		23110	PASSAIC	NHP-0080 (336)	750	\$42.00	\$34.65	\$35.00	\$32.00
		23105	UNION	NHP-0078 (337)	907	\$34.00	\$33.00	\$37.80	\$25.00

RPM, BI-DIRECTIONAL, AMBER LENS / U									
610021M	2022Q3	22149	MORRIS	HSIP-0015 (313)	15	\$34.00	\$38.00	\$34.70	\$45.00
	2022Q4	22152	WARREN	CMAQ-0046 (353)	50	\$45.00	\$25.00	\$50.00	\$40.00
		22145	WARREN	NHP-0094 (306)	600	\$44.82			\$30.00
	2023Q1	23448	MORRIS	N/A	25	\$40.00	\$45.00		\$38.00
		22158	ESSEX	NHP-0280 (337)	55	\$26.00	\$100.00	\$45.00	\$40.00
		23403	HUDSON	STATE	119	\$33.60	\$35.00	\$42.00	\$34.50
		23402	MORRIS	STATE	284	\$34.65	\$40.00	\$36.00	\$35.00
		22160	WARREN	0046996	310	\$49.69			\$38.00
		23402	MORRIS	STATE	1,000	\$34.65	\$40.00	\$35.00	\$35.00
		23403	HUDSON	STATE	1,000	\$34.12	\$32.50	\$40.00	\$35.00
		23401	SUSSEX	STATE	1,217	\$40.00	\$37.00	\$32.55	\$34.50
	2023Q2	23113	WARREN	0046 (999)	30	\$43.03	\$45.00	\$40.00	\$56.00
		23106	ESSEX	NHP-0124 (300)	55	\$49.63			\$50.00
		23112	MORRIS	NHP-0053 (302)	250	\$36.00	\$44.00	\$36.25	\$40.00

HISTORICAL BID PRICE LISTING
BY REGION

REGION: N

PAY ITEM	CALENDAR QUARTER	CONTRACT NUMBER	COUNTY LOCATION	PROJECT DESCRIPTION	BID QUANTITY	AWARD PRICE	SECOND BIDDER	THIRD BIDDER	ESTIMATE
RPM, BI-DIRECTIONAL, AMBER LENS / U									
610021M	(cont)	23109	MORRIS	NHP-0124 (301)	314	\$52.13			\$50.00

REMOVAL OF RPM / U									
610024M	2022Q3	22137	UNION	NHP-0022 (353)	140	\$5.25	\$16.00	\$30.00	\$16.00
		22149	MORRIS	HSIP-0015 (313)	210	\$5.50	\$19.50	\$13.35	\$10.00
		22142	MORRIS	NHP-0080 (335)	885	\$10.00	\$16.25	\$7.72	\$24.00
	2022Q4	22152	WARREN	CMAQ-0046 (353)	80	\$0.01	\$1.00	\$60.00	\$15.00
		22145	WARREN	NHP-0094 (306)	600	\$65.00			\$5.00
		22154	MORRIS	NHP-0080 (334)	2,500	\$10.00	\$5.00	\$0.02	\$15.00
		22143	UNION	NHP-0001 (332)	4,131	\$0.01	\$0.01	\$4.00	\$5.00
	2023Q1	23448	MORRIS	N/A	150	\$5.00	\$10.00		\$14.00
		22160	WARREN	0046996	500	\$75.00			\$7.00
		23402	MORRIS	STATE	671	\$2.00	\$5.00	\$7.00	\$6.00
		23403	HUDSON	STATE	894	\$1.00	\$1.00	\$5.00	\$8.00
		23401	SUSSEX	STATE	1,263	\$6.00	\$9.00	\$1.00	\$7.00
		22159	BERGEN	NHP-0017 (310)	1,593	\$18.00	\$5.00	\$10.00	\$6.00
		23402	MORRIS	STATE	2,500	\$2.00	\$4.00	\$1.00	\$4.55
		23403	HUDSON	STATE	2,500	\$1.00	\$0.83	\$4.00	\$4.55
	2023Q2	22153	MORRIS	NHP-0023 (329)	95	\$22.50	\$4.25	\$25.00	\$13.00
		23112	MORRIS	NHP-0053 (302)	210	\$0.01	\$10.00	\$15.46	\$15.00
		23109	MORRIS	NHP-0124 (301)	491	\$75.00			\$75.00
		23106	ESSEX	NHP-0124 (300)	890	\$75.00			\$33.00
		23102	ESSEX	NHP-0078 (336)	1,565	\$10.25	\$5.00	\$9.42	\$10.00
		23110	PASSAIC	NHP-0080 (336)	3,000	\$5.00	\$10.00	\$14.00	\$50.00
		23105	UNION	NHP-0078 (337)	3,100	\$13.50	\$6.00	\$2.00	\$5.00

REMOVAL AND REPLACEMENT OF RPM LENS / U									
610027M	2023Q1	23448	MORRIS	N/A	100	\$20.00	\$23.00		\$16.00

FLEXIBLE DELINEATOR, GROUND MOUNTED / U									
610030M	2023Q1	23448	MORRIS	N/A	50	\$200.00	\$250.00		\$150.00

HISTORICAL BID PRICE LISTING
BY REGION

REGION: N

PAY ITEM	CALENDAR QUARTER	CONTRACT NUMBER	COUNTY LOCATION	PROJECT DESCRIPTION	BID QUANTITY	AWARD PRICE	SECOND BIDDER	THIRD BIDDER	ESTIMATE	
RUMBLE STRIP / LF										
610033M	2022Q3	22149	MORRIS	HSIP-0015 (313)	650	\$16.25	\$22.00	\$11.40	\$10.00	
		22142	MORRIS	NHP-0080 (335)	31,500	\$0.50	\$0.35	\$0.34	\$4.00	
	2022Q4	22152	WARREN	CMAQ-0046 (353)	500	\$30.00	\$10.00	\$23.00	\$9.00	
		22154	MORRIS	NHP-0080 (334)	67,500	\$0.31	\$0.38	\$0.25	\$1.00	
	2023Q1	22158	ESSEX	NHP-0280 (337)	1,210	\$22.00	\$13.50	\$11.00	\$3.00	
		23402	MORRIS	STATE	5,000	\$3.15	\$3.80	\$0.95	\$2.10	
		23403	HUDSON	STATE	5,000	\$3.15	\$1.67	\$3.80	\$2.10	
		23403	HUDSON	STATE	8,363	\$1.70	\$1.75	\$1.75	\$1.70	
		23402	MORRIS	STATE	12,562	\$1.37	\$1.20	\$0.85	\$0.80	
		22160	WARREN	0046996	20,309	\$0.95			\$1.00	
		22159	BERGEN	NHP-0017 (310)	48,000	\$0.35	\$0.45	\$0.39	\$0.50	
		23401	SUSSEX	STATE	59,971	\$0.35	\$0.35	\$0.31	\$0.85	
		2023Q2	23106	ESSEX	NHP-0124 (300)	4,050	\$3.00			\$2.00
			23112	MORRIS	NHP-0053 (302)	10,000	\$1.40	\$1.39	\$0.85	\$2.00
23109	MORRIS		NHP-0124 (301)	22,229	\$0.75			\$1.00		
23102	ESSEX		NHP-0078 (336)	27,170	\$0.55	\$0.65	\$0.54	\$1.00		
23110	PASSAIC		NHP-0080 (336)	83,500	\$0.40	\$0.33	\$0.31	\$1.00		
23105	UNION		NHP-0078 (337)	134,000	\$0.28	\$0.30	\$0.28	\$0.35		

REMOVAL OF TRAFFIC STRIPES / LF										
610036M	2022Q3	22149	MORRIS	HSIP-0015 (313)	25,500	\$0.65	\$0.75	\$0.65	\$1.00	
		22137	UNION	NHP-0022 (353)	29,550	\$0.80	\$1.00	\$0.75	\$1.00	
		22142	MORRIS	NHP-0080 (335)	64,400	\$0.90	\$0.75	\$0.42	\$1.00	
	2022Q4	22154	MORRIS	NHP-0080 (334)	145,500	\$0.65	\$0.83	\$0.50	\$1.00	
		22145	WARREN	NHP-0094 (306)	146,355	\$0.75			\$1.00	
		22143	UNION	NHP-0001 (332)	165,185	\$0.01	\$0.01	\$0.01	\$0.50	
2023Q1	23401	SUSSEX	STATE	500	\$0.01	\$2.25	\$0.01	\$1.00		
	23402	MORRIS	STATE	500	\$0.01	\$0.01	\$2.20	\$1.00		
	23403	HUDSON	STATE	1,000	\$0.01	\$2.15	\$0.01	\$1.00		
	23402	MORRIS	STATE	5,000	\$1.05	\$0.01	\$1.10	\$0.83		
	23403	HUDSON	STATE	5,000	\$0.84	\$0.80	\$0.01	\$0.83		

HISTORICAL BID PRICE LISTING
BY REGION

REGION: N

PAY ITEM	CALENDAR QUARTER	CONTRACT NUMBER	COUNTY LOCATION	PROJECT DESCRIPTION	BID QUANTITY	AWARD PRICE	SECOND BIDDER	THIRD BIDDER	ESTIMATE

REMOVAL OF TRAFFIC STRIPES / LF									
610036M	(cont)	23448	MORRIS	N/A	10,000	\$1.00	\$1.15		\$1.50
		22158	ESSEX	NHP-0280 (337)	24,500	\$1.00	\$0.80	\$0.80	\$1.00
		22160	WARREN	0046996	93,000	\$0.75			\$0.70
		22159	BERGEN	NHP-0017 (310)	94,500	\$0.70	\$0.85	\$0.67	\$1.00
	2023Q2	22153	MORRIS	NHP-0023 (329)	7,360	\$1.16	\$0.85	\$1.01	\$1.00
		23113	WARREN	0046 (999)	9,100	\$1.14	\$1.00	\$1.00	\$1.00
		23102	ESSEX	NHP-0078 (336)	16,920	\$0.80	\$0.01	\$0.75	\$0.80
		23106	ESSEX	NHP-0124 (300)	28,122	\$1.14			\$1.10
		23123	MORRIS	0046997	84,394	\$1.10	\$1.00	\$1.90	\$0.70
		23109	MORRIS	NHP-0124 (301)	91,564	\$0.84			\$1.00
		23112	MORRIS	NHP-0053 (302)	127,000	\$0.70	\$0.83	\$0.42	\$1.00
		23105	UNION	NHP-0078 (337)	193,700	\$0.75	\$0.75	\$0.78	\$0.50
		23110	PASSAIC	NHP-0080 (336)	205,950	\$0.90	\$0.66	\$0.70	\$1.00

REMOVAL OF RUMBLE STRIP / LF									
610038M	2022Q3	22149	MORRIS	HSIP-0015 (313)	800	\$1.65	\$20.00	\$24.20	\$15.00
	2023Q1	22158	ESSEX	NHP-0280 (337)	700	\$21.00	\$17.50	\$19.00	\$35.00
	2023Q2	23105	UNION	NHP-0078 (337)	134,000	\$0.05	\$0.01	\$0.10	\$9.50

REMOVAL OF TRAFFIC MARKINGS / SF									
610039M	2022Q3	22149	MORRIS	HSIP-0015 (313)	2,000	\$2.20	\$2.20	\$2.05	\$4.00
		22142	MORRIS	NHP-0080 (335)	4,200	\$3.30	\$0.28	\$3.00	\$4.00
	2022Q4	22145	WARREN	NHP-0094 (306)	180	\$18.00			\$3.50
		22154	MORRIS	NHP-0080 (334)	2,400	\$2.10	\$3.30	\$2.00	\$5.00
		22143	UNION	NHP-0001 (332)	36,757	\$0.01	\$0.01	\$0.01	\$4.00
	2023Q1	23401	SUSSEX	STATE	250	\$0.01	\$4.50	\$0.01	\$3.50
		23402	MORRIS	STATE	250	\$0.01	\$0.01	\$4.40	\$3.15
		23403	HUDSON	STATE	250	\$0.01	\$5.40	\$0.01	\$3.70
		23402	MORRIS	STATE	500	\$3.15	\$0.01	\$3.30	\$2.78

HISTORICAL BID PRICE LISTING
BY REGION

REGION: N

PAY ITEM	CALENDAR QUARTER	CONTRACT NUMBER	COUNTY LOCATION	PROJECT DESCRIPTION	BID QUANTITY	AWARD PRICE	SECOND BIDDER	THIRD BIDDER	ESTIMATE
REMOVAL OF TRAFFIC MARKINGS / SF									
610039M	(cont)	23403	HUDSON	STATE	500	\$3.15	\$3.00	\$0.01	\$2.78
		22160	WARREN	0046996	1,300	\$6.25			\$3.00
		23448	MORRIS	N/A	1,500	\$4.00	\$5.00		\$4.50
		22159	BERGEN	NHP-0017 (310)	1,700	\$2.20	\$3.65	\$2.20	\$3.00
	2023Q2	23110	PASSAIC	NHP-0080 (336)	200	\$3.50	\$4.20	\$4.25	\$5.00
		22153	MORRIS	NHP-0023 (329)	530	\$3.50	\$3.15	\$3.03	\$3.00
		23123	MORRIS	0046997	724	\$3.45	\$3.50	\$12.50	\$4.00
		23102	ESSEX	NHP-0078 (336)	760	\$4.25	\$0.01	\$4.00	\$3.00
		23112	MORRIS	NHP-0053 (302)	2,250	\$3.30	\$3.32	\$3.70	\$3.00
		23113	WARREN	0046 (999)	2,600	\$3.59	\$3.60	\$3.00	\$3.00
		23106	ESSEX	NHP-0124 (300)	7,933	\$8.50			\$6.50
		23109	MORRIS	NHP-0124 (301)	8,944	\$9.44			\$6.50
		23105	UNION	NHP-0078 (337)	20,020	\$2.65	\$2.60	\$3.15	\$4.00

BOLLARD / U									
610045M	2023Q1	23441	BERGEN	100% STATE	7	\$250.00	\$800.00		\$400.00
	2023Q2	22153	MORRIS	NHP-0023 (329)	5	\$1,155	\$1,050	\$2,575	\$2,000

TRAFFIC MARKINGS SYMBOLS / SF									
610060M	2022Q3	22137	UNION	NHP-0022 (353)	28	\$3.25	\$3.50	\$30.00	\$9.00
		22142	MORRIS	NHP-0080 (335)	80	\$8.25	\$11.00	\$8.00	\$8.00
		22149	MORRIS	HSIP-0015 (313)	2,625	\$7.50	\$8.00	\$7.15	\$15.00
	2022Q4	22152	WARREN	CMAQ-0046 (353)	300	\$8.00	\$7.50	\$8.25	\$9.00
		22148	PASSAIC	NHFP-HWY-0046 (356)	545	\$7.85	\$9.00	\$9.75	\$5.50
		22143	UNION	NHP-0001 (332)	4,560	\$7.88	\$7.88	\$8.30	\$7.00
	2023Q1	22158	ESSEX	NHP-0280 (337)	300	\$5.00	\$8.00	\$9.00	\$7.00
		22159	BERGEN	NHP-0017 (310)	500	\$8.80	\$10.30	\$8.80	\$10.00
		22160	WARREN	0046996	895	\$1.25			\$8.00
		23402	MORRIS	STATE	1,250	\$7.56	\$8.80	\$7.75	\$7.49
		23403	HUDSON	STATE	1,250	\$7.87	\$7.50	\$8.80	\$7.49

HISTORICAL BID PRICE LISTING
BY REGION

REGION: N

PAY ITEM	CALENDAR QUARTER	CONTRACT NUMBER	COUNTY LOCATION	PROJECT DESCRIPTION	BID QUANTITY	AWARD PRICE	SECOND BIDDER	THIRD BIDDER	ESTIMATE
TRAFFIC MARKINGS SYMBOLS / SF									
610060M	(cont)	23403	HUDSON	STATE	1,261	\$7.56	\$7.80	\$9.25	\$7.50
		23402	MORRIS	STATE	1,970	\$7.35	\$8.80	\$7.70	\$6.50
		21410	BERGEN	NHP-D00S (642)	2,000	\$5.00	\$5.00	\$6.00	\$5.00
		22450	MORRIS	NHP-0040 (314)	2,000	\$5.00	\$5.00	\$12.00	\$5.00
		23401	SUSSEX	STATE	2,533	\$8.25	\$8.00	\$7.56	\$7.20
		23448	MORRIS	N/A	4,500	\$15.00	\$17.00		\$18.50
	2023Q2	23106	ESSEX	NHP-0124 (300)	450	\$9.94			\$9.50
		23112	MORRIS	NHP-0053 (302)	500	\$8.25	\$9.40	\$7.80	\$8.00
		22153	MORRIS	NHP-0023 (329)	1,370	\$9.85	\$8.00	\$8.59	\$7.00
		23109	MORRIS	NHP-0124 (301)	4,640	\$9.88			\$8.00

HISTORICAL BID PRICE LISTING
BY REGION

REGION: N

PAY ITEM	CALENDAR QUARTER	CONTRACT NUMBER	COUNTY LOCATION	PROJECT DESCRIPTION	BID QUANTITY	AWARD PRICE	SECOND BIDDER	THIRD BIDDER	ESTIMATE

CRASH CUSH, COMP BAR, TYPE 2, MEDIUM / U									
611303M	2023Q2	23418	MORRIS	CRRSAA-FLEX-D00S(633	2	\$36,000	\$32,750	\$65,000	\$30,250

CRASH CUSH, COMP BAR, TYPE 3, NARROW / U									
611312M	2022Q3	22137	UNION	NHP-0022(353)	2	\$50,000	\$38,000	\$30,000	\$35,000
	2023Q2	23418	MORRIS	CRRSAA-FLEX-D00S(633	4	\$41,000	\$43,750	\$69,000	\$33,000
		23113	WARREN	0046(999)	5	\$47,322	\$40,000	\$48,000	\$36,000
		22153	MORRIS	NHP-0023(329)	12	\$40,425	\$50,000	\$35,350	\$35,000

CRASH CUSHION, COMP BAR, TYPE 3, MEDIUM / U									
611315M	2023Q2	23418	MORRIS	CRRSAA-FLEX-D00S(633	3	\$49,000	\$44,950	\$75,000	\$35,000

CRASH CUSHION, COMP BAR, TYPE 3, WIDE / U									
611318M	2022Q3	22149	MORRIS	HSIP-0015(313)	1	\$62,000	\$60,000	\$45,445	\$46,000
	2023Q2	22153	MORRIS	NHP-0023(329)	1	\$55,440	\$65,000	\$48,480	\$38,000
		23418	MORRIS	CRRSAA-FLEX-D00S(633	4	\$57,000	\$54,950	\$80,000	\$45,000

HISTORICAL BID PRICE LISTING
BY REGION

REGION: N

PAY ITEM	CALENDAR QUARTER	CONTRACT NUMBER	COUNTY LOCATION	PROJECT DESCRIPTION	BID QUANTITY	AWARD PRICE	SECOND BIDDER	THIRD BIDDER	ESTIMATE
REGULATORY AND WARNING SIGN / SF									
612003P	2022Q3	22137	UNION	NHP-0022 (353)	94.80	\$42.00	\$44.00	\$45.00	\$50.00
		22149	MORRIS	HSIP-0015 (313)	639.70	\$41.50	\$42.25	\$38.75	\$45.00
	2022Q4	22152	WARREN	CMAQ-0046 (353)	264	\$65.00	\$175.00	\$48.00	\$50.00
		22148	PASSAIC	NHFP-HWY-0046 (356)	370	\$45.00	\$50.00	\$52.00	\$45.00
	2023Q1	22160	WARREN	0046996	150	\$52.80			\$47.00
		22158	ESSEX	NHP-0280 (337)	344.25	\$69.00	\$42.00	\$48.00	\$50.00
	2023Q2	23110	PASSAIC	NHP-0080 (336)	87.80	\$51.00	\$44.10	\$45.00	\$50.00
		23102	ESSEX	NHP-0078 (336)	100	\$50.00	\$51.00	\$44.00	\$44.00
		23112	MORRIS	NHP-0053 (302)	286	\$64.00	\$49.84	\$45.00	\$47.00
		23123	MORRIS	0046997	1,603	\$43.75	\$45.00	\$99.00	\$42.00
		22153	MORRIS	NHP-0023 (329)	2,214	\$50.85	\$48.00	\$44.44	\$42.00

GUIDE SIGN, TYPE GA, STEEL "U" POST SUPP / SF									
612006P	2022Q3	22149	MORRIS	HSIP-0015 (313)	87.50	\$29.50	\$32.25	\$29.60	\$45.00
	2023Q2	23112	MORRIS	NHP-0053 (302)	99	\$42.00	\$49.84	\$45.00	\$54.00
		22153	MORRIS	NHP-0023 (329)	797.50	\$55.45	\$45.00	\$48.48	\$46.50

GUIDE SIGN, TYPE GA, BREAKAWAY SUPPORTS / SF									
612009P	2023Q2	22153	MORRIS	NHP-0023 (329)	126	\$185.00	\$250.00	\$101.00	\$128.00

GUIDE SIGN PANEL, TYPE GO / SF									
612015P	2023Q1	22158	ESSEX	NHP-0280 (337)	929.75	\$69.00	\$43.00	\$60.00	\$35.00
	2023Q2	22153	MORRIS	NHP-0023 (329)	464	\$24.85	\$75.00	\$48.48	\$38.50

RELOCATE SIGN / U									
612021M	2022Q3	22137	UNION	NHP-0022 (353)	2	\$250.00	\$250.00	\$350.00	\$275.00

HISTORICAL BID PRICE LISTING
 BY REGION

REGION: N

PAY ITEM	CALENDAR QUARTER	CONTRACT NUMBER	COUNTY LOCATION	PROJECT DESCRIPTION	BID QUANTITY	AWARD PRICE	SECOND BIDDER	THIRD BIDDER	ESTIMATE
RELOCATE SIGN / U									
612021M	2022Q4	22148	PASSAIC	NHFP-HWY-0046(356)	1	\$300	\$2,500	\$325	\$200.00
	2023Q2	22153	MORRIS	NHP-0023(329)	1	\$231.00	\$300.00	\$589.32	\$169.00
		23123	MORRIS	0046997	8	\$175.00	\$165.00	\$421.00	\$250.00

OVERHEAD STREET NAME SIGNS / SF									
612030P	2022Q3	22149	MORRIS	HSIP-0015(313)	136	\$55.00	\$55.50	\$51.00	\$65.00
	2022Q4	22148	PASSAIC	NHFP-HWY-0046(356)	165	\$55.00	\$60.00	\$80.75	\$75.00
	2023Q2	23123	MORRIS	0046997	615	\$87.00	\$110.00	\$51.00	\$50.00

HISTORICAL BID PRICE LISTING
 BY REGION

REGION: N

PAY ITEM	CALENDAR QUARTER	CONTRACT NUMBER	COUNTY LOCATION	PROJECT DESCRIPTION	BID QUANTITY	AWARD PRICE	SECOND BIDDER	THIRD BIDDER	ESTIMATE
SLOPE REINFORCEMENT & STBL (20" WIDTH) / LF									
613020P	2023Q2	23112	MORRIS	NHP-0053 (302)	200	\$250	\$2,495	\$3,800	\$2,740

HISTORICAL BID PRICE LISTING
 BY REGION

REGION: N

PAY ITEM	CALENDAR QUARTER	CONTRACT NUMBER	COUNTY LOCATION	PROJECT DESCRIPTION	BID QUANTITY	AWARD PRICE	SECOND BIDDER	THIRD BIDDER	ESTIMATE

WATER UTILITY RELOCATION / LS									
651001P	2022Q3	22137	UNION	NHP-0022 (353)	1	\$111,000	\$250,000	\$175,000	\$150,000
		22137	UNION	NHP-0022 (353)	1	\$50,000	\$200,000	\$195,000	\$200,000
	2023Q2	23112	MORRIS	NHP-0053 (302)	1	\$115,000	\$95,000	\$60,843	\$122,000

TEMPORARY WATER PIPING / LS									
651002P	2022Q3	22137	UNION	NHP-0022 (353)	1	\$35,000	\$100,000	\$165,000	\$150,000

6" DUCTILE IRON WATER PIPE, CLASS 52 / LF									
651054P	2023Q2	23123	MORRIS	0046997	10	\$1,025	\$135	\$603	\$420.00

HISTORICAL BID PRICE LISTING
BY REGION

REGION: N

PAY ITEM	CALENDAR QUARTER	CONTRACT NUMBER	COUNTY LOCATION	PROJECT DESCRIPTION	BID QUANTITY	AWARD PRICE	SECOND BIDDER	THIRD BIDDER	ESTIMATE

FIRE HYDRANT / U									
651246M	2022Q3	22137	UNION	NHP-0022 (353)	2	\$10,000	\$10,500	\$10,000	\$20,000
	2023Q2	23112	MORRIS	NHP-0053 (302)	1	\$16,500	\$12,600	\$12,058	\$12,500
		23123	MORRIS	0046997	1	\$12,765	\$12,000	\$11,200	\$10,500

RELOCATE FIRE HYDRANT / U									
651249M	2022Q3	22137	UNION	NHP-0022 (353)	2	\$1,700	\$11,500	\$10,000	\$7,500
	2023Q2	22153	MORRIS	NHP-0023 (329)	7	\$27,055	\$15,250	\$25,222	\$7,500

RESET FIRE HYDRANT / U									
651252M	2023Q2	22153	MORRIS	NHP-0023 (329)	3	\$9,695	\$9,650	\$1,931	\$3,000

RESET WATER VALVE BOX / U									
651255M	2022Q3	22137	UNION	NHP-0022 (353)	2	\$425	\$300	\$4,500	\$275.00
	2022Q4	22143	UNION	NHP-0001 (332)	15	\$125.00	\$125.00	\$50.00	\$45.00
	2023Q1	22159	BERGEN	NHP-0017 (310)	6	\$27.50	\$100.00	\$100.00	\$128.00
		23403	HUDSON	STATE	7	\$100.00	\$30.00	\$75.00	\$60.00
		23401	SUSSEX	STATE	77	\$100.00	\$30.00	\$100.00	\$57.00
		23402	MORRIS	STATE	78	\$150.00	\$50.00	\$30.00	\$56.00
		23402	MORRIS	STATE	100	\$1.00	\$25.00	\$1.00	\$29.00
		23403	HUDSON	STATE	100	\$1.00	\$1.00	\$30.00	\$29.00
	2023Q2	23112	MORRIS	NHP-0053 (302)	3	\$40.00	\$200.00	\$102.50	\$148.00
		22153	MORRIS	NHP-0023 (329)	20	\$185.00	\$40.00	\$45.45	\$100.00

WATER AS-BUILT PLAN / LS									
651258M	2023Q2	22153	MORRIS	NHP-0023 (329)	1	\$9,110	\$0	\$1,561	\$850.00

HISTORICAL BID PRICE LISTING
 BY REGION

REGION: N

PAY ITEM	CALENDAR QUARTER	CONTRACT NUMBER	COUNTY LOCATION	PROJECT DESCRIPTION	BID QUANTITY	AWARD PRICE	SECOND BIDDER	THIRD BIDDER	ESTIMATE
WET TAP / U									
651264M	2023Q2	23123	MORRIS	0046997	1	\$14,270	\$35,000	\$5,600	\$15,000

6" VALVES AND BOXES / U									
651268M	2023Q2	23123	MORRIS	0046997	1	\$8,030	\$4,500	\$5,600	\$1,800

HISTORICAL BID PRICE LISTING
 BY REGION

REGION: N

PAY ITEM	CALENDAR QUARTER	CONTRACT NUMBER	COUNTY LOCATION	PROJECT DESCRIPTION	BID QUANTITY	AWARD PRICE	SECOND BIDDER	THIRD BIDDER	ESTIMATE

RESET MANHOLE, SANITARY SEWER, USING EXI / U									
652432M	2022Q4	22143	UNION	NHP-0001 (332)	1	\$1,000	\$1,000	\$1,000	\$1,500
	2023Q1	22159	BERGEN	NHP-0017 (310)	35	\$1,000	\$650	\$775	\$832.00
	2023Q2	23112	MORRIS	NHP-0053 (302)	20	\$1,150	\$650	\$1,248	\$1,000

TEMPORARY SEWER BYPASS / U									
652437M	2022Q3	22137	UNION	NHP-0022 (353)	1	\$15,000	\$6,000	\$55,000	\$50,000

HISTORICAL BID PRICE LISTING
 BY REGION

REGION: N

PAY ITEM	CALENDAR CONTRACT QUARTER NUMBER	COUNTY LOCATION	PROJECT DESCRIPTION	BID QUANTITY	AWARD PRICE	SECOND BIDDER	THIRD BIDDER	ESTIMATE
-----	-----	-----	-----	-----	-----	-----	-----	-----
SANITARY UTILITY RELOCATION / LS								
652600P	2022Q3 22137	UNION	NHP-0022 (353)	1	\$25,000	\$6,000	\$55,000	\$20,000

HISTORICAL BID PRICE LISTING
BY REGION

REGION: N

PAY ITEM	CALENDAR QUARTER	CONTRACT NUMBER	COUNTY LOCATION	PROJECT DESCRIPTION	BID QUANTITY	AWARD PRICE	SECOND BIDDER	THIRD BIDDER	ESTIMATE
GAS UTILITY RELOCATION / LS									
653001P	2022Q3	22137	UNION	NHP-0022 (353)	1	\$50,000	\$150,000	\$125,000	\$225,000

TEMPORARY GAS MAIN, _____ / LS									
653002P	2022Q3	22137	UNION	NHP-0022 (353)	1	\$45,000	\$100,000	\$85,000	\$140,000

RESET GAS VALVE BOX / U									
653084M	2022Q3	22149	MORRIS	HSIP-0015 (313)	1	\$1,000	\$30	\$943	\$300.00
		22137	UNION	NHP-0022 (353)	3	\$1,800	\$100	\$500	\$325.00
	2022Q4	22143	UNION	NHP-0001 (332)	11	\$125.00	\$125.00	\$45.00	\$250.00
	2023Q1	22159	BERGEN	NHP-0017 (310)	4	\$30.00	\$125.00	\$100.00	\$128.00
		23403	HUDSON	STATE	4	\$100.00	\$30.00	\$75.00	\$66.00
		23401	SUSSEX	STATE	14	\$100.00	\$30.00	\$100.00	\$66.00
		23402	MORRIS	STATE	24	\$150.00	\$75.00	\$30.00	\$64.00
		23402	MORRIS	STATE	100	\$1.00	\$10.00	\$1.00	\$42.00
	23403	HUDSON	STATE	100	\$1.00	\$1.00	\$35.00	\$42.00	
	2023Q2	23123	MORRIS	0046997	1	\$290	\$120	\$1,500	\$150.00
		23112	MORRIS	NHP-0053 (302)	2	\$40.00	\$200.00	\$102.50	\$680.00
		22153	MORRIS	NHP-0023 (329)	15	\$235.00	\$40.00	\$45.45	\$150.00

HISTORICAL BID PRICE LISTING
 BY REGION

REGION: N

PAY ITEM	CALENDAR QUARTER	CONTRACT NUMBER	COUNTY LOCATION	PROJECT DESCRIPTION	BID QUANTITY	AWARD PRICE	SECOND BIDDER	THIRD BIDDER	ESTIMATE

ELECTRICAL UTILITY RELOCATION / LS									
654007P	2022Q3	22149	MORRIS	HSIP-0015 (313)	1	\$950,000	\$820,000	\$626,280	\$325,000
	2023Q2	23123	MORRIS	0046997	1	\$228,850	\$220,150	\$376,000	\$146,141

RELOCATE UNDERGROUND ELECTRIC SERVICE / U									
654008P	2022Q3	22149	MORRIS	HSIP-0015 (313)	4	\$22,000	\$22,500	\$20,400	\$4,000

RESET TELECOMMUNICATIONS MANHOLE / U									
654050M	2023Q1	23401	SUSSEX	STATE	12	\$2,750	\$2,750	\$2,625	\$1,355
		23402	MORRIS	STATE	13	\$2,415	\$2,530	\$2,800	\$850.00

HISTORICAL BID PRICE LISTING
BY REGION

REGION: N

PAY ITEM	CALENDAR QUARTER	CONTRACT NUMBER	COUNTY LOCATION	PROJECT DESCRIPTION	BID QUANTITY	AWARD PRICE	SECOND BIDDER	THIRD BIDDER	ESTIMATE
TELECOMMUNICATIONS RELOCATION / LS									
655007P	2023Q2	22153	MORRIS	NHP-0023 (329)	1	\$35,460	\$13,000	\$12,625	\$11,000
FIBER OPTIC UTILITY RELOCATION / LF									
655020P	2022Q3	22137	UNION	NHP-0022 (353)	60	\$650.00	\$90.00	\$500.00	\$1,000
TEMPORARY TRACK CROSSING / LS									
655025P	2023Q1	22158	ESSEX	NHP-0280 (337)	1	\$43,761	\$93,000	\$20,000	\$30,000
ELECTRICAL UTILITY RELOCATION, JCP&L / LS									
655031P	2022Q4	22152	WARREN	CMAQ-0046 (353)	1	\$45,000	\$108,000	\$125,000	\$50,000
	2023Q2	22153	MORRIS	NHP-0023 (329)	1	\$109,725	\$100,000	\$95,950	\$139,080
		23112	MORRIS	NHP-0053 (302)	1	\$65,000	\$98,750	\$58,500	\$30,289

HISTORICAL BID PRICE LISTING
BY REGION

REGION: N

PAY ITEM	CALENDAR QUARTER	CONTRACT NUMBER	COUNTY LOCATION	PROJECT DESCRIPTION	BID QUANTITY	AWARD PRICE	SECOND BIDDER	THIRD BIDDER	ESTIMATE
3/4" RIGID METALLIC CONDUIT / LF									
701006P	2023Q1	23443	MORRIS	100% STATE	75	\$39.00	\$200.00		\$20.00
1 1/2" RIGID METALLIC CONDUIT / LF									
701012P	2023Q1	22158	ESSEX	NHP-0280 (337)	25	\$37.00	\$30.00	\$40.00	\$52.00
		23443	MORRIS	100% STATE	100	\$45.00	\$200.00		\$35.00
		22158	ESSEX	NHP-0280 (337)	140	\$37.00	\$30.00	\$40.00	\$52.00
		23441	BERGEN	100% STATE	250	\$10.00	\$100.00		\$20.00
2" RIGID METALLIC CONDUIT / LF									
701015P	2022Q3	22137	UNION	NHP-0022 (353)	35	\$36.00	\$90.00	\$70.00	\$50.00
		22149	MORRIS	HSIP-0015 (313)	40	\$75.00	\$82.00	\$73.95	\$55.00
	2022Q4	22148	PASSAIC	NHFP-HWY-0046 (356)	2,671	\$97.00	\$90.00	\$117.00	\$50.00
	2023Q1	23441	BERGEN	100% STATE	400	\$60.00	\$125.00		\$40.00
	2023Q2	23113	WARREN	0046 (999)	392	\$59.76	\$40.00	\$50.00	\$50.00
		23123	MORRIS	0046997	7,656	\$70.50	\$75.00	\$67.00	\$50.00
2" RIGID METALLIC CONDUIT, PVC COATED / LF									
701016P	2022Q4	22148	PASSAIC	NHFP-HWY-0046 (356)	1,077	\$90.00	\$53.00	\$134.50	\$110.00
	2023Q1	22158	ESSEX	NHP-0280 (337)	1,136	\$34.00	\$92.00	\$100.00	\$115.00
2 1/2" RIGID METALLIC CONDUIT / LF									
701018P	2022Q4	22152	WARREN	CMAQ-0046 (353)	7	\$95.00	\$500.00	\$200.00	\$50.00
	2023Q1	23441	BERGEN	100% STATE	100	\$10.00	\$130.00		\$15.00
3" RIGID METALLIC CONDUIT, PVC COATED / LF									
701020P	2023Q1	22158	ESSEX	NHP-0280 (337)	632	\$65.00	\$130.00	\$140.00	\$140.00

HISTORICAL BID PRICE LISTING
BY REGION

REGION: N

PAY ITEM	CALENDAR QUARTER	CONTRACT NUMBER	COUNTY LOCATION	PROJECT DESCRIPTION	BID QUANTITY	AWARD PRICE	SECOND BIDDER	THIRD BIDDER	ESTIMATE

3" RIGID METALLIC CONDUIT, PVC COATED / LF									
701020P	2023Q2	23123	MORRIS	0046997	1,222	\$149.75	\$110.00	\$112.00	\$125.00

3" RIGID METALLIC CONDUIT / LF									
701021P	2022Q3	22137	UNION	NHP-0022 (353)	220	\$54.00	\$90.00	\$70.00	\$84.00
		22149	MORRIS	HSIP-0015 (313)	2,300	\$80.00	\$82.00	\$73.95	\$65.00
	2022Q4	22152	WARREN	CMAQ-0046 (353)	1,341	\$100.00	\$90.00	\$140.00	\$75.00
		22148	PASSAIC	NHFP-HWY-0046 (356)	2,229	\$84.00	\$110.00	\$123.50	\$55.00
	2023Q1	22158	ESSEX	NHP-0280 (337)	165	\$90.00	\$58.00	\$75.00	\$71.00
		22158	ESSEX	NHP-0280 (337)	1,324	\$69.00	\$40.00	\$36.00	\$71.00
		22158	ESSEX	NHP-0280 (337)	2,505	\$69.00	\$40.00	\$36.00	\$73.00
		23441	BERGEN	100% STATE	4,267	\$80.00	\$145.00		\$60.00
	2023Q2	23113	WARREN	0046 (999)	26	\$83.67	\$100.00	\$100.00	\$66.00
		23112	MORRIS	NHP-0053 (302)	890	\$115.00	\$95.81	\$84.00	\$95.00
		22153	MORRIS	NHP-0023 (329)	4,980	\$91.00	\$90.00	\$71.71	\$72.00
		23123	MORRIS	0046997	9,593	\$86.25	\$80.00	\$97.00	\$70.00

4" RIGID METALLIC CONDUIT / LF									
701024P	2023Q2	23112	MORRIS	NHP-0053 (302)	30	\$120.00	\$100.80	\$115.00	\$96.00
		23123	MORRIS	0046997	240	\$115.00	\$75.00	\$89.00	\$100.00

2" RIGID NONMETALLIC CONDUIT / LF									
701027P	2023Q1	23441	BERGEN	100% STATE	150	\$45.00	\$75.00		\$25.00

3" RIGID NONMETALLIC CONDUIT / LF									
701030P	2022Q3	22137	UNION	NHP-0022 (353)	330	\$38.00	\$55.00	\$40.00	\$50.00
	2023Q1	22158	ESSEX	NHP-0280 (337)	1,315	\$19.00	\$38.00	\$35.00	\$37.00

HISTORICAL BID PRICE LISTING
BY REGION

REGION: N

PAY ITEM	CALENDAR QUARTER	CONTRACT NUMBER	COUNTY LOCATION	PROJECT DESCRIPTION	BID QUANTITY	AWARD PRICE	SECOND BIDDER	THIRD BIDDER	ESTIMATE
3" RIGID NONMETALLIC CONDUIT / LF									
701030P	(cont)	23441	BERGEN	100% STATE	4,937	\$32.50	\$72.00		\$35.00
6" RIGID METALLIC CONDUIT / LF									
701035P	2023Q2	23123	MORRIS	0046997	1,140	\$286.25	\$320.00	\$191.00	\$150.00
1 1/4" FLEXIBLE METALLIC CONDUIT / LF									
701036P	2023Q1	23443	MORRIS	100% STATE	50	\$20.00	\$200.00		\$20.00
1 1/2" FLEXIBLE METALLIC CONDUIT / LF									
701039P	2023Q1	23443	MORRIS	100% STATE	50	\$20.00	\$200.00		\$20.00
1 - 2" FLEXIBLE NONMETALLIC CONDUIT / LF									
701069P	2023Q2	23123	MORRIS	0046997	60	\$55.50	\$120.00	\$46.00	\$85.00
FIBERGLASS CONDUIT / LF									
701091P	2023Q1	22158	ESSEX	NHP-0280 (337)	2,078	\$79.00	\$23.00	\$50.00	\$135.00
38" JUNCTION BOX / U									
701093M	2023Q1	23441	BERGEN	100% STATE	1	\$3,000	\$4,000		\$1,250
17" X 30" JUNCTION BOX / U									
701099M	2023Q1	23441	BERGEN	100% STATE	2	\$250	\$2,500		\$600.00

HISTORICAL BID PRICE LISTING
BY REGION

REGION: N

PAY ITEM	CALENDAR QUARTER	CONTRACT NUMBER	COUNTY LOCATION	PROJECT DESCRIPTION	BID QUANTITY	AWARD PRICE	SECOND BIDDER	THIRD BIDDER	ESTIMATE

18" X 36" JUNCTION BOX / U									
701102M	2022Q3	22149	MORRIS	HSIP-0015 (313)	25	\$4,500	\$4,000	\$3,621	\$2,500
	2022Q4	22152	WARREN	CMAQ-0046 (353)	16	\$3,000	\$3,000	\$5,500	\$2,663
		22148	PASSAIC	NHFP-HWY-0046 (356)	29	\$31,560	\$3,500	\$2,510	\$2,750
	2023Q1	22158	ESSEX	NHP-0280 (337)	5	\$7,413	\$2,600	\$2,500	\$2,150
		23441	BERGEN	100% STATE	31	\$2,500	\$4,200		\$1,800
	2023Q2	23112	MORRIS	NHP-0053 (302)	16	\$3,500	\$2,547	\$2,205	\$3,037
		22153	MORRIS	NHP-0023 (329)	29	\$2,516	\$3,350	\$2,525	\$3,050
		23123	MORRIS	0046997	102	\$2,440	\$2,850	\$4,800	\$2,600

TRANSITE JUNCTION BOX REMOVAL / U									
701107M	2022Q3	22149	MORRIS	HSIP-0015 (313)	17	\$4,300	\$4,800	\$2,652	\$3,000

12" X 10" X 8" METAL JUNCTION BOX / U									
701108M	2023Q1	23441	BERGEN	100% STATE	2	\$500	\$1,000		\$600.00
		23443	MORRIS	100% STATE	10	\$2,000	\$2,780		\$1,500

24" X 24" X 12" METAL JUNCTION BOX / U									
701110M	2022Q4	22148	PASSAIC	NHFP-HWY-0046 (356)	26	\$2,250	\$2,000	\$4,315	\$10,000

12" X 20" X 18" METAL JUNCTION BOX / U									
701111M	2023Q1	22158	ESSEX	NHP-0280 (337)	6	\$1,394	\$1,800	\$2,000	\$900.00

18" X 8" X 6" METAL JUNCTION BOX / U									
701112M	2023Q2	23123	MORRIS	0046997	2	\$9,730	\$1,500	\$2,100	\$2,300

12" X 20" X 36" METAL JUNCTION BOX / U									
701114M	2023Q1	22158	ESSEX	NHP-0280 (337)	13	\$896	\$2,200	\$2,400	\$2,620

HISTORICAL BID PRICE LISTING
BY REGION

REGION: N

PAY ITEM	CALENDAR QUARTER	CONTRACT NUMBER	COUNTY LOCATION	PROJECT DESCRIPTION	BID QUANTITY	AWARD PRICE	SECOND BIDDER	THIRD BIDDER	ESTIMATE

JUNCTION BOX FOUNDATION / U									
701117M	2022Q3	22149	MORRIS	HSIP-0015 (313)	2	\$4,500	\$4,600	\$4,080	\$3,200
		22137	UNION	NHP-0022 (353)	3	\$2,350	\$4,000	\$3,400	\$3,500
	2023Q1	22158	ESSEX	NHP-0280 (337)	9	\$4,118	\$3,000	\$2,700	\$3,000
		23441	BERGEN	100% STATE	44	\$2,600	\$4,000		\$1,850
	2023Q2	23123	MORRIS	0046997	5	\$3,430	\$3,500	\$5,000	\$3,000
		22153	MORRIS	NHP-0023 (329)	10	\$2,781	\$3,750	\$2,778	\$3,600

JUNCTION BOX MODIFICATIONS / LS									
701118P	2022Q3	22137	UNION	NHP-0022 (353)	1	\$5,000	\$12,000	\$10,000	\$10,000
		22149	MORRIS	HSIP-0015 (313)	1	\$11,000	\$12,000	\$10,710	\$15,000
	2023Q2	22153	MORRIS	NHP-0023 (329)	1	\$6,480	\$18,000	\$4,322	\$218,400
		23112	MORRIS	NHP-0053 (302)	1	\$17,000	\$6,646	\$500	\$3,200

JUNCTION BOX FRAME AND COVER / U									
701120M	2022Q4	22143	UNION	NHP-0001 (332)	3	\$1,838	\$1,838	\$2,860	\$2,000
		2023Q1	22158	ESSEX	NHP-0280 (337)	7	\$1,588	\$1,000	\$2,000
23441	BERGEN		100% STATE	10	\$1,500	\$1,800		\$750.00	
	22158	ESSEX	NHP-0280 (337)	15	\$1,588	\$1,000	\$1,600	\$1,735	

FOUNDATION, TYPE SFT / U									
701123M	2022Q3	22149	MORRIS	HSIP-0015 (313)	2	\$4,000	\$3,600	\$3,162	\$2,500
		2022Q4	22152	WARREN	CMAQ-0046 (353)	1	\$3,250	\$2,000	\$6,500
22148	PASSAIC		NHFP-HWY-0046 (356)	11	\$3,400	\$4,000	\$2,210	\$2,000	
	2023Q1	23441	BERGEN	100% STATE	10	\$2,000	\$3,400		\$1,100

HISTORICAL BID PRICE LISTING
BY REGION

REGION: N

PAY ITEM	CALENDAR QUARTER	CONTRACT NUMBER	COUNTY LOCATION	PROJECT DESCRIPTION	BID QUANTITY	AWARD PRICE	SECOND BIDDER	THIRD BIDDER	ESTIMATE

FOUNDATION, TYPE SFT / U									
701123M	2023Q2	23112	MORRIS	NHP-0053 (302)	1	\$3,650	\$3,433	\$2,205	\$3,077
		22153	MORRIS	NHP-0023 (329)	10	\$2,495	\$3,350	\$1,717	\$3,500
		23123	MORRIS	0046997	39	\$2,510	\$1,850	\$3,400	\$2,300

FOUNDATION, TYPE MCF / U									
701126M	2023Q1	23441	BERGEN	100% STATE	3	\$750	\$1,800		\$750.00
	2023Q2	23123	MORRIS	0046997	4	\$2,510	\$1,550	\$4,000	\$2,500

FOUNDATION, TYPE P-MC MODIFIED / U									
701128M	2022Q3	22149	MORRIS	HSIP-0015 (313)	1	\$8,000	\$4,800	\$4,284	\$5,000
	2022Q4	22148	PASSAIC	NHFP-HWY-0046 (356)	2	\$6,350	\$5,500	\$6,645	\$5,400
	2023Q1	23441	BERGEN	100% STATE	10	\$1,700	\$4,500		\$1,800
	2023Q2	23112	MORRIS	NHP-0053 (302)	2	\$7,000	\$4,430	\$3,850	\$5,700
		22153	MORRIS	NHP-0023 (329)	4	\$3,947	\$6,350	\$3,232	\$4,000
		23123	MORRIS	0046997	12	\$5,875	\$3,200	\$4,600	\$5,500

FOUNDATION, TYPE P / U									
701129M	2023Q1	23441	BERGEN	100% STATE	2	\$100	\$1,800		\$700.00

FOUNDATION, TYPE P-MC / U									
701132M	2022Q4	22152	WARREN	CMAQ-0046 (353)	2	\$6,100	\$6,000	\$7,000	\$4,105
	2023Q1	23441	BERGEN	100% STATE	5	\$4,000	\$3,400		\$1,700

FOUNDATION, TYPE SPF / U									
701135M	2022Q4	22152	WARREN	CMAQ-0046 (353)	5	\$2,100	\$2,000	\$3,500	\$1,861

HISTORICAL BID PRICE LISTING
BY REGION

REGION: N

PAY ITEM	CALENDAR QUARTER	CONTRACT NUMBER	COUNTY LOCATION	PROJECT DESCRIPTION	BID QUANTITY	AWARD PRICE	SECOND BIDDER	THIRD BIDDER	ESTIMATE

FOUNDATION, TYPE SPF / U									
701135M	(cont)	22148	PASSAIC	NHFP-HWY-0046(356)	6	\$2,200	\$2,600	\$1,780	\$2,000
	2023Q1	23441	BERGEN	100% STATE	10	\$1,500	\$2,500		\$800.00
	2023Q2	23112	MORRIS	NHP-0053(302)	5	\$3,150	\$2,216	\$1,740	\$2,350
		22153	MORRIS	NHP-0023(329)	10	\$1,815	\$2,150	\$1,414	\$2,900
		23123	MORRIS	0046997	59	\$1,575	\$1,500	\$1,800	\$2,000

BORING FOR FOUNDATION, STF 50 FOOT ARM / U									
701136M	2022Q4	22148	PASSAIC	NHFP-HWY-0046(356)	3	\$8,500	\$11,000	\$13,650	\$15,000
	2023Q2	22153	MORRIS	NHP-0023(329)	5	\$11,340	\$35,000	\$6,464	\$14,100
		23123	MORRIS	0046997	14	\$6,325	\$3,500	\$12,500	\$11,000

FOUNDATION, STF FOR GREATER THAN 50 FOOT / LF									
701137M	2022Q4	22148	PASSAIC	NHFP-HWY-0046(356)	60	\$2,100	\$4,500	\$2,170	\$1,800
	2023Q2	23123	MORRIS	0046997	265	\$1,790	\$750	\$900	\$2,500

FOUNDATION, TYPE STF / U									
701138M	2022Q3	22149	MORRIS	HSIP-0015(313)	8	\$12,000	\$11,800	\$10,608	\$2,400
	2022Q4	22148	PASSAIC	NHFP-HWY-0046(356)	2	\$11,000	\$12,000	\$6,000	\$4,700
		22152	WARREN	CMAQ-0046(353)	2	\$11,000	\$6,000	\$25,000	\$6,459
	2023Q1	23441	BERGEN	100% STATE	6	\$6,000	\$9,400		\$4,500
	2023Q2	23112	MORRIS	NHP-0053(302)	3	\$12,000	\$10,520	\$5,355	\$8,600
		22153	MORRIS	NHP-0023(329)	5	\$15,120	\$4,000	\$22,725	\$15,000
		22153	MORRIS	NHP-0023(329)	12	\$5,443	\$11,000	\$5,060	\$8,000
		23123	MORRIS	0046997	15	\$7,520	\$5,800	\$8,200	\$5,500

FOUNDATION, TYPE SFX / U									
701141M	2023Q1	23441	BERGEN	100% STATE	1	\$1.00	\$500.00		\$100.00

HISTORICAL BID PRICE LISTING
BY REGION

REGION: N

PAY ITEM	CALENDAR QUARTER	CONTRACT NUMBER	COUNTY LOCATION	PROJECT DESCRIPTION	BID QUANTITY	AWARD PRICE	SECOND BIDDER	THIRD BIDDER	ESTIMATE

FOUNDATION, TYPE SFK / U									
701144M	2022Q4	22148	PASSAIC	NHFP-HWY-0046 (356)	2	\$3,500	\$4,000	\$2,640	\$2,500
		22152	WARREN	CMAQ-0046 (353)	9	\$3,400	\$3,000	\$6,000	\$3,320
	2023Q1	23441	BERGEN	100% STATE	10	\$2,500	\$3,200		\$1,000
	2023Q2	22153	MORRIS	NHP-0023 (329)	2	\$2,610	\$3,450	\$2,828	\$3,200
		23112	MORRIS	NHP-0053 (302)	3	\$3,800	\$3,765	\$2,365	\$3,262
		23123	MORRIS	0046997	9	\$3,035	\$2,900	\$3,400	\$3,000

FOUNDATION, TYPE 1M / U									
701153M	2023Q1	23441	BERGEN	100% STATE	1	\$1,500	\$600		\$200.00

FOUNDATION, TYPE 2M / U									
701156M	2023Q1	23441	BERGEN	100% STATE	1	\$1,500	\$1,200		\$400.00

FOUNDATION, TYPE 1M-MC / U									
701159M	2023Q1	23441	BERGEN	100% STATE	1	\$2,000	\$1,800		\$700.00

FOUNDATION, TYPE 2M-MC / U									
701162M	2022Q3	22137	UNION	NHP-0022 (353)	1	\$4,500	\$7,000	\$5,500	\$4,800
	2023Q1	22158	ESSEX	NHP-0280 (337)	1	\$5,295	\$2,400	\$4,800	\$4,750
		23441	BERGEN	100% STATE	4	\$2,000	\$2,200		\$900.00

CABLE RACK / U									
701165M	2023Q2	23112	MORRIS	NHP-0053 (302)	16	\$200.00	\$276.00	\$75.00	\$150.00

HISTORICAL BID PRICE LISTING
BY REGION

REGION: N

PAY ITEM	CALENDAR QUARTER	CONTRACT NUMBER	COUNTY LOCATION	PROJECT DESCRIPTION	BID QUANTITY	AWARD PRICE	SECOND BIDDER	THIRD BIDDER	ESTIMATE

METER CABINET, TYPE T / U									
701168M	2023Q2	22153	MORRIS	NHP-0023 (329)	1	\$4,617	\$4,450	\$4,606	\$3,100
		23123	MORRIS	0046997	5	\$3,630	\$5,800	\$5,900	\$3,400

METER CABINET, TYPE TL / U									
701171M	2022Q3	22149	MORRIS	HSIP-0015 (313)	1	\$8,200	\$9,000	\$8,058	\$4,000
	2022Q4	22148	PASSAIC	NHFP-HWY-0046 (356)	2	\$4,450	\$5,000	\$5,070	\$3,750
		22152	WARREN	CMAQ-0046 (353)	2	\$4,100	\$5,000	\$4,300	\$4,138
	2023Q2	23112	MORRIS	NHP-0053 (302)	2	\$5,500	\$6,383	\$4,950	\$4,621
		22153	MORRIS	NHP-0023 (329)	4	\$5,157	\$5,000	\$6,414	\$3,800
		23123	MORRIS	0046997	11	\$5,250	\$6,000	\$5,900	\$4,500

METER CABINET, TYPE 2M-MC / U									
701180M	2022Q3	22137	UNION	NHP-0022 (353)	1	\$20,500	\$24,000	\$19,000	\$19,000
	2023Q1	22158	ESSEX	NHP-0280 (337)	1	\$16,414	\$21,300	\$23,000	\$10,000

GROUND WIRE, NO. 6 AWG / LF									
701189P	2022Q3	22137	UNION	NHP-0022 (353)	770	\$3.75	\$4.00	\$3.50	\$3.00
	2023Q2	23113	WARREN	0046 (999)	60	\$14.34	\$6.00	\$10.00	\$5.00
		23123	MORRIS	0046997	113	\$3.85	\$3.20	\$4.10	\$5.00
		22153	MORRIS	NHP-0023 (329)	3,701	\$3.51	\$3.40	\$3.43	\$3.00

GROUND WIRE, NO. 8 AWG / LF									
701192P	2022Q3	22137	UNION	NHP-0022 (353)	467	\$3.75	\$4.00	\$3.50	\$3.00
		22149	MORRIS	HSIP-0015 (313)	4,350	\$2.90	\$2.50	\$2.25	\$3.00
	2022Q4	22152	WARREN	CMAQ-0046 (353)	1,100	\$5.00	\$5.00	\$5.00	\$4.00

HISTORICAL BID PRICE LISTING
BY REGION

REGION: N

PAY ITEM	CALENDAR QUARTER	CONTRACT NUMBER	COUNTY LOCATION	PROJECT DESCRIPTION	BID QUANTITY	AWARD PRICE	SECOND BIDDER	THIRD BIDDER	ESTIMATE

GROUND WIRE, NO. 8 AWG / LF									
701192P	(cont)	22148	PASSAIC	NHFP-HWY-0046(356)	3,278	\$240.00	\$2.65	\$3.05	\$3.00
	2023Q1	23443	MORRIS	100% STATE	3,000	\$2.75	\$7.80		\$2.50
		22158	ESSEX	NHP-0280(337)	3,752	\$3.00	\$2.50	\$4.00	\$3.00
	2023Q2	23113	WARREN	0046(999)	136	\$14.34	\$6.00	\$15.00	\$3.00
		23112	MORRIS	NHP-0053(302)	1,200	\$2.20	\$3.20	\$2.00	\$4.00
		23123	MORRIS	0046997	10,518	\$2.85	\$3.00	\$3.80	\$3.50
		22153	MORRIS	NHP-0023(329)	13,219	\$2.05	\$2.00	\$3.03	\$3.75

GROUND WIRE, NO. 10 AWG / LF									
701193P	2023Q1	22158	ESSEX	NHP-0280(337)	86	\$117.00	\$2.25	\$3.00	\$4.00

MULTIPLE LIGHTING WIRE, NO. 2 AWG / LF									
701195P	2022Q3	22137	UNION	NHP-0022(353)	2,616	\$8.40	\$10.00	\$8.00	\$7.00
	2022Q4	22148	PASSAIC	NHFP-HWY-0046(356)	4,356	\$6.80	\$7.50	\$7.45	\$6.00
	2023Q1	23443	MORRIS	100% STATE	4,006	\$6.00	\$19.00		\$5.00
		22158	ESSEX	NHP-0280(337)	16,102	\$29.00	\$6.00	\$7.00	\$6.00
	2023Q2	22153	MORRIS	NHP-0023(329)	2,436	\$7.05	\$7.00	\$5.86	\$5.25
		23123	MORRIS	0046997	8,664	\$5.50	\$7.00	\$6.50	\$6.00

MULTIPLE LIGHTING WIRE, NO. 4 AWG / LF									
701196P	2022Q4	22148	PASSAIC	NHFP-HWY-0046(356)	285	\$6.25	\$7.00	\$7.15	\$4.00
	2023Q1	23443	MORRIS	100% STATE	1,500	\$1.00	\$12.40		\$3.00

MULTIPLE LIGHTING WIRE, NO. 6 AWG / LF									
701198P	2022Q3	22149	MORRIS	HSIP-0015(313)	5,550	\$3.90	\$3.50	\$3.15	\$4.00

HISTORICAL BID PRICE LISTING
 BY REGION

REGION: N

PAY ITEM	CALENDAR QUARTER	CONTRACT NUMBER	COUNTY LOCATION	PROJECT DESCRIPTION	BID QUANTITY	AWARD PRICE	SECOND BIDDER	THIRD BIDDER	ESTIMATE
MULTIPLE LIGHTING WIRE, NO. 6 AWG / LF									
701198P	2023Q1	23443	MORRIS	100% STATE	1,000	\$1.00	\$15.50		\$3.50
	2023Q2	23113	WARREN	0046(999)	136	\$14.34	\$8.00	\$15.00	\$5.00
		23123	MORRIS	0046997	580	\$4.00	\$3.50	\$4.10	\$5.00
		22153	MORRIS	NHP-0023(329)	13,330	\$5.15	\$5.00	\$3.54	\$3.60

HISTORICAL BID PRICE LISTING
BY REGION

REGION: N

PAY ITEM	CALENDAR QUARTER	CONTRACT NUMBER	COUNTY LOCATION	PROJECT DESCRIPTION	BID QUANTITY	AWARD PRICE	SECOND BIDDER	THIRD BIDDER	ESTIMATE

MULTIPLE LIGHTING WIRE, NO. 8 AWG / LF									
701201P	2022Q3	22149	MORRIS	HSIP-0015 (313)	3,800	\$2.90	\$3.15	\$2.85	\$3.00
	2022Q4	22152	WARREN	CMAQ-0046 (353)	1,080	\$4.00	\$4.00	\$4.00	\$4.00
		22148	PASSAIC	NHFP-HWY-0046 (356)	2,840	\$2.95	\$3.00	\$4.15	\$3.50
	2023Q1	23443	MORRIS	100% STATE	2,000	\$3.50	\$12.40		\$3.00
	2023Q2	23112	MORRIS	NHP-0053 (302)	1,700	\$3.50	\$3.20	\$3.25	\$3.00
		22153	MORRIS	NHP-0023 (329)	18,334	\$4.75	\$4.60	\$2.83	\$5.00
		23123	MORRIS	0046997	20,518	\$3.65	\$3.00	\$3.80	\$4.00

MULTIPLE LIGHTING WIRE, NO. 10 AWG / LF									
701204P	2023Q1	22158	ESSEX	NHP-0280 (337)	344	\$15.00	\$2.00	\$4.00	\$4.00
		23443	MORRIS	100% STATE	3,500	\$3.50	\$14.00		\$3.00

SERVICE WIRE, NO. 1/0 AWG / LF									
701207P	2023Q2	23123	MORRIS	0046997	297	\$6.55	\$9.00	\$11.70	\$8.00

SERVICE WIRE, NO. 2 AWG / LF									
701210P	2022Q3	22137	UNION	NHP-0022 (353)	174	\$10.50	\$11.50	\$10.00	\$8.00
	2022Q4	22148	PASSAIC	NHFP-HWY-0046 (356)	797	\$19.45	\$21.00	\$7.20	\$7.00
	2023Q1	22158	ESSEX	NHP-0280 (337)	168	\$29.00	\$8.00	\$11.00	\$8.00
	2023Q2	23113	WARREN	0046 (999)	168	\$17.93	\$8.50	\$15.00	\$12.00
		23123	MORRIS	0046997	1,647	\$5.30	\$8.00	\$10.60	\$7.00

SERVICE WIRE, NO. 6 AWG / LF									
701213P	2022Q3	22149	MORRIS	HSIP-0015 (313)	175	\$4.50	\$4.50	\$4.10	\$6.00

HISTORICAL BID PRICE LISTING
BY REGION

REGION: N

PAY ITEM	CALENDAR QUARTER	CONTRACT NUMBER	COUNTY LOCATION	PROJECT DESCRIPTION	BID QUANTITY	AWARD PRICE	SECOND BIDDER	THIRD BIDDER	ESTIMATE

SERVICE WIRE, NO. 6 AWG / LF									
701213P	2022Q4	22148	PASSAIC	NHFP-HWY-0046 (356)	236	\$6.35	\$7.00	\$4.75	\$6.25
		22152	WARREN	CMAQ-0046 (353)	293	\$7.00	\$6.00	\$7.25	\$5.00
	2023Q2	23112	MORRIS	NHP-0053 (302)	420	\$3.40	\$3.50	\$3.10	\$4.60
		22153	MORRIS	NHP-0023 (329)	905	\$4.60	\$4.50	\$9.09	\$3.50
		23123	MORRIS	0046997	2,515	\$3.85	\$5.00	\$6.30	\$6.00

SERVICE WIRE, NO. 8 AWG / LF									
701216P	2023Q2	23123	MORRIS	0046997	1,665	\$3.50	\$2.50	\$4.40	\$5.00

FOUNDATION DECORATIVE LIGHT STANDARD / U									
701280M	2022Q4	22152	WARREN	CMAQ-0046 (353)	1	\$2,300	\$3,000	\$4,000	\$3,000

HISTORICAL BID PRICE LISTING
 BY REGION

REGION: N

PAY ITEM	CALENDAR QUARTER	CONTRACT NUMBER	COUNTY LOCATION	PROJECT DESCRIPTION	BID QUANTITY	AWARD PRICE	SECOND BIDDER	THIRD BIDDER	ESTIMATE

#1/0 COPPER CONDUCTOR / LF									
701319P	2023Q2	23123	MORRIS	0046997	3,455	\$6.65	\$9.00	\$8.10	\$8.00

MODIFY EXISTING LOAD CENTER / LS									
701375P	2023Q2	22153	MORRIS	NHP-0023 (329)	1	\$19,440	\$18,750	\$6,565	\$1,000

ARC FLASH STUDIES / U									
701390M	2022Q4	22148	PASSAIC	NHFP-HWY-0046 (356)	1	\$75,000	\$72,000	\$6,500	\$75,000

HISTORICAL BID PRICE LISTING
BY REGION

REGION: N

PAY ITEM	CALENDAR QUARTER	CONTRACT NUMBER	COUNTY LOCATION	PROJECT DESCRIPTION	BID QUANTITY	AWARD PRICE	SECOND BIDDER	THIRD BIDDER	ESTIMATE
CONTROLLER, 8 PHASE / U									
702009M	2022Q4	22152	WARREN	CMAQ-0046 (353)	2	\$26,000	\$25,000	\$26,000	\$22,000
	2023Q2	23112	MORRIS	NHP-0053 (302)	2	\$24,000	\$27,460	\$21,440	\$25,660
		22153	MORRIS	NHP-0023 (329)	4	\$36,720	\$35,500	\$35,562	\$29,000
TRAFFIC SIGNAL STANDARD, ALUMINUM / U									
702012M	2022Q3	22149	MORRIS	HSIP-0015 (313)	2	\$3,500	\$3,600	\$3,264	\$4,000
	2022Q4	22152	WARREN	CMAQ-0046 (353)	10	\$5,500	\$5,000	\$5,550	\$3,330
		22148	PASSAIC	NHFP-HWY-0046 (356)	13	\$4,250	\$4,600	\$6,380	\$3,200
	2023Q2	23112	MORRIS	NHP-0053 (302)	4	\$4,100	\$5,500	\$3,712	\$4,250
		22153	MORRIS	NHP-0023 (329)	12	\$2,995	\$2,900	\$3,399	\$4,100
		23123	MORRIS	0046997	47	\$3,435	\$4,200	\$4,300	\$3,000
SIGNAL STANDARD GREATER 50 FOOT, STEEL / U									
702014M	2022Q4	22148	PASSAIC	NHFP-HWY-0046 (356)	3	\$19,400	\$21,000	\$16,205	\$11,350
	2023Q2	22153	MORRIS	NHP-0023 (329)	5	\$22,410	\$21,600	\$21,210	\$12,000
		23123	MORRIS	0046997	14	\$19,240	\$15,500	\$17,900	\$10,000
TRAFFIC SIGNAL STANDARD, STEEL / U									
702015M	2022Q3	22149	MORRIS	HSIP-0015 (313)	8	\$10,000	\$9,200	\$8,262	\$7,000
	2022Q4	22152	WARREN	CMAQ-0046 (353)	2	\$10,000	\$10,000	\$10,250	\$7,900
		22148	PASSAIC	NHFP-HWY-0046 (356)	3	\$8,450	\$9,000	\$12,330	\$6,750
	2023Q2	23112	MORRIS	NHP-0053 (302)	3	\$7,800	\$13,070	\$7,095	\$11,700
		22153	MORRIS	NHP-0023 (329)	12	\$7,925	\$7,650	\$7,575	\$9,700
		23123	MORRIS	0046997	15	\$8,560	\$8,500	\$10,000	\$8,500
PEDESTRIAN SIGNAL STANDARD / U									
702018M	2022Q4	22148	PASSAIC	NHFP-HWY-0046 (356)	5	\$1,300	\$1,350	\$1,250	\$1,000

HISTORICAL BID PRICE LISTING
BY REGION

REGION: N

PAY ITEM	CALENDAR QUARTER	CONTRACT NUMBER	COUNTY LOCATION	PROJECT DESCRIPTION	BID QUANTITY	AWARD PRICE	SECOND BIDDER	THIRD BIDDER	ESTIMATE
PEDESTRIAN SIGNAL STANDARD / U									
702018M	(cont)	22152	WARREN	CMAQ-0046 (353)	5	\$1,200	\$1,000	\$1,225	\$1,200
	2023Q2	23112	MORRIS	NHP-0053 (302)	5	\$1,150	\$1,329	\$1,040	\$1,200
		22153	MORRIS	NHP-0023 (329)	11	\$1,205	\$1,200	\$1,263	\$1,500
		23123	MORRIS	0046997	59	\$1,130	\$1,500	\$1,500	\$950.00

TRAFFIC SIGNAL MAST ARM, ALUMINUM / U									
702021M	2022Q4	22148	PASSAIC	NHFP-HWY-0046 (356)	7	\$2,700	\$3,000	\$3,620	\$2,600
		22152	WARREN	CMAQ-0046 (353)	10	\$3,850	\$4,000	\$4,000	\$3,300
	2023Q2	22153	MORRIS	NHP-0023 (329)	3	\$4,336	\$4,200	\$3,474	\$3,700
		23112	MORRIS	NHP-0053 (302)	4	\$4,700	\$4,873	\$4,280	\$3,960
		23123	MORRIS	0046997	15	\$3,115	\$4,500	\$4,400	\$2,500

TRAFFIC SIGNAL MAST ARM, STEEL / U									
702024M	2022Q3	22149	MORRIS	HSIP-0015 (313)	8	\$9,000	\$10,000	\$9,078	\$6,000
	2022Q4	22148	PASSAIC	NHFP-HWY-0046 (356)	2	\$11,000	\$11,800	\$10,625	\$5,600
		22152	WARREN	CMAQ-0046 (353)	2	\$10,100	\$10,000	\$10,400	\$7,000
	2023Q2	23112	MORRIS	NHP-0053 (302)	4	\$7,200	\$8,639	\$6,520	\$8,650
		22153	MORRIS	NHP-0023 (329)	12	\$8,407	\$8,100	\$7,272	\$8,400
		23123	MORRIS	0046997	15	\$7,180	\$7,900	\$8,500	\$6,000

TRAFFIC ARM GREATER THAN 50 FOOT, STEEL / U									
702025M	2022Q4	22148	PASSAIC	NHFP-HWY-0046 (356)	3	\$45,400	\$48,500	\$22,080	\$25,000
	2023Q2	22153	MORRIS	NHP-0023 (329)	5	\$33,048	\$31,850	\$35,350	\$16,500
		23123	MORRIS	0046997	14	\$26,190	\$22,500	\$23,700	\$24,000

TRAFFIC SIGNAL CABLE, 2 CONDUCTOR / LF									
702027P	2022Q3	22149	MORRIS	HSIP-0015 (313)	2,125	\$3.50	\$3.05	\$2.75	\$3.00

HISTORICAL BID PRICE LISTING
BY REGION

REGION: N

PAY ITEM	CALENDAR QUARTER	CONTRACT NUMBER	COUNTY LOCATION	PROJECT DESCRIPTION	BID QUANTITY	AWARD PRICE	SECOND BIDDER	THIRD BIDDER	ESTIMATE

TRAFFIC SIGNAL CABLE, 2 CONDUCTOR / LF									
702027P	2022Q4	22152	WARREN	CMAQ-0046 (353)	1,680	\$4.60	\$5.00	\$4.70	\$3.00
		22148	PASSAIC	NHFP-HWY-0046 (356)	2,008	\$3.30	\$3.50	\$5.35	\$2.50
	2023Q2	23112	MORRIS	NHP-0053 (302)	840	\$2.30	\$2.90	\$2.10	\$3.00
		22153	MORRIS	NHP-0023 (329)	5,453	\$2.16	\$2.10	\$3.03	\$3.00
		23123	MORRIS	0046997	10,540	\$3.20	\$3.00	\$4.60	\$3.00

TRAFFIC SIGNAL CABLE, 5 CONDUCTOR / LF									
702030P	2022Q3	22149	MORRIS	HSIP-0015 (313)	6,100	\$4.50	\$3.75	\$3.35	\$4.00
	2022Q4	22152	WARREN	CMAQ-0046 (353)	3,025	\$5.25	\$5.00	\$5.30	\$5.00
		22148	PASSAIC	NHFP-HWY-0046 (356)	3,935	\$3.90	\$4.25	\$6.00	\$3.50
	2023Q2	23112	MORRIS	NHP-0053 (302)	3,450	\$2.85	\$3.50	\$2.60	\$4.00
		23123	MORRIS	0046997	10,300	\$3.70	\$4.00	\$5.30	\$4.00
		22153	MORRIS	NHP-0023 (329)	12,676	\$2.75	\$2.70	\$4.04	\$4.00

TRAFFIC SIGNAL CABLE, 10 CONDUCTOR / LF									
702033P	2022Q3	22149	MORRIS	HSIP-0015 (313)	4,750	\$6.00	\$5.10	\$4.60	\$5.00
	2022Q4	22152	WARREN	CMAQ-0046 (353)	3,596	\$6.25	\$6.00	\$6.25	\$6.00
		22148	PASSAIC	NHFP-HWY-0046 (356)	6,364	\$4.80	\$5.25	\$7.30	\$4.00
	2023Q2	23112	MORRIS	NHP-0053 (302)	2,020	\$3.95	\$5.15	\$3.60	\$4.00
		22153	MORRIS	NHP-0023 (329)	14,401	\$3.95	\$3.85	\$4.95	\$4.70
		23123	MORRIS	0046997	22,760	\$4.35	\$5.00	\$6.30	\$5.00

TRAFFIC SIGNAL HEAD / U									
702036M	2022Q3	22149	MORRIS	HSIP-0015 (313)	26	\$1,700	\$1,800	\$1,632	\$1,600
	2022Q4	22152	WARREN	CMAQ-0046 (353)	22	\$1,500	\$1,500	\$1,550	\$1,397
		22148	PASSAIC	NHFP-HWY-0046 (356)	32	\$1,600	\$1,700	\$1,670	\$1,300

HISTORICAL BID PRICE LISTING
BY REGION

REGION: N

PAY ITEM	CALENDAR QUARTER	CONTRACT NUMBER	COUNTY LOCATION	PROJECT DESCRIPTION	BID QUANTITY	AWARD PRICE	SECOND BIDDER	THIRD BIDDER	ESTIMATE

TRAFFIC SIGNAL HEAD / U									
702036M	2023Q2	23112	MORRIS	NHP-0053 (302)	26	\$1,400	\$2,126	\$1,235	\$1,620
		22153	MORRIS	NHP-0023 (329)	104	\$1,275	\$1,250	\$909	\$1,500
		23123	MORRIS	0046997	180	\$1,365	\$950	\$2,200	\$1,500

PUSH BUTTON INSTALLATION / U									
702038M	2023Q2	22153	MORRIS	NHP-0023 (329)	5	\$1,930	\$2,400	\$1,111	\$1,850

PEDESTRIAN SIGNAL HEAD / U									
702039M	2022Q3	22149	MORRIS	HSIP-0015 (313)	16	\$1,350	\$1,350	\$1,224	\$1,000
	2022Q4	22148	PASSAIC	NHFP-HWY-0046 (356)	18	\$1,100	\$1,200	\$1,050	\$1,075
		22152	WARREN	CMAQ-0046 (353)	19	\$1,200	\$1,000	\$1,200	\$1,046
	2023Q2	23112	MORRIS	NHP-0053 (302)	12	\$1,000	\$1,035	\$900	\$1,170
		22153	MORRIS	NHP-0023 (329)	52	\$972	\$950	\$1,111	\$1,150
		23123	MORRIS	0046997	58	\$1,045	\$1,200	\$1,500	\$1,100

SIGNAL AHEAD WIRELESS INTERCONNECT SYSTE / LS									
702040P	2023Q2	23112	MORRIS	NHP-0053 (302)	1	\$7,700	\$9,195	\$6,920	\$10,000

PUSH BUTTON ASSEMBLIES, TYPE APS / U									
702041M	2022Q4	22148	PASSAIC	NHFP-HWY-0046 (356)	8	\$1,300	\$1,400	\$1,110	\$3,000

PUSH BUTTON / U									
702042M	2022Q3	22149	MORRIS	HSIP-0015 (313)	8	\$700.00	\$700.00	\$612.00	\$400.00
	2022Q4	22148	PASSAIC	NHFP-HWY-0046 (356)	8	\$560.00	\$600.00	\$390.00	\$500.00
		22152	WARREN	CMAQ-0046 (353)	11	\$600.00	\$800.00	\$650.00	\$453.00

HISTORICAL BID PRICE LISTING
BY REGION

REGION: N

PAY ITEM	CALENDAR QUARTER	CONTRACT NUMBER	COUNTY LOCATION	PROJECT DESCRIPTION	BID QUANTITY	AWARD PRICE	SECOND BIDDER	THIRD BIDDER	ESTIMATE

PUSH BUTTON / U									
702042M	2023Q2	23112	MORRIS	NHP-0053 (302)	12	\$465.00	\$460.00	\$420.00	\$650.00
		22153	MORRIS	NHP-0023 (329)	24	\$518.00	\$500.00	\$701.95	\$550.00
		23123	MORRIS	0046997	61	\$360.00	\$750.00	\$600.00	\$400.00

RADAR DETECTOR / U									
702046M	2022Q3	22149	MORRIS	HSIP-0015 (313)	4	\$11,000	\$11,250	\$10,200	\$10,000
	2022Q4	22148	PASSAIC	NHFP-HWY-0046 (356)	5	\$69,000	\$76,000	\$86,500	\$9,000
		22152	WARREN	CMAQ-0046 (353)	7	\$11,000	\$10,000	\$11,500	\$10,350
	2023Q2	23112	MORRIS	NHP-0053 (302)	8	\$10,000	\$14,400	\$9,415	\$10,600
		22153	MORRIS	NHP-0023 (329)	11	\$9,790	\$9,500	\$10,908	\$10,700

LOOP DETECTOR / LF									
702048M	2023Q1	23441	BERGEN	100% STATE	50	\$1.00	\$20.00		\$10.00

GENERATOR AUXILIARY CABINET / U									
702050M	2022Q3	22149	MORRIS	HSIP-0015 (313)	1	\$11,000	\$11,350	\$10,200	\$7,000
	2022Q4	22148	PASSAIC	NHFP-HWY-0046 (356)	2	\$8,700	\$9,500	\$10,220	\$8,000
		22152	WARREN	CMAQ-0046 (353)	3	\$9,500	\$10,000	\$9,500	\$7,112
	2023Q2	23112	MORRIS	NHP-0053 (302)	5	\$9,000	\$8,639	\$8,580	\$8,840
		22153	MORRIS	NHP-0023 (329)	9	\$10,100	\$9,750	\$8,585	\$6,600
		23123	MORRIS	0046997	11	\$8,670	\$8,000	\$7,800	\$7,500

INTERIM TRAFFIC SIGNAL SYSTEM, LOCATION / LS									
702057M	2022Q3	22149	MORRIS	HSIP-0015 (313)	1	\$75,000	\$60,000	\$54,060	\$12,000
	2022Q4	22148	PASSAIC	NHFP-HWY-0046 (356)	1	\$36,000	\$40,000	\$9,440	\$20,000

HISTORICAL BID PRICE LISTING
BY REGION

REGION: N

PAY ITEM	CALENDAR QUARTER	CONTRACT NUMBER	COUNTY LOCATION	PROJECT DESCRIPTION	BID QUANTITY	AWARD PRICE	SECOND BIDDER	THIRD BIDDER	ESTIMATE
INTERIM TRAFFIC SIGNAL SYSTEM, LOCATION / LS									
702057M	(cont)	22148	PASSAIC	NHFP-HWY-0046 (356)	1	\$47,000	\$52,000	\$9,440	\$25,000
		22152	WARREN	CMAQ-0046 (353)	1	\$45,000	\$30,000	\$45,000	\$12,000
		22152	WARREN	CMAQ-0046 (353)	1	\$6,000	\$10,000	\$5,500	\$12,000
		22152	WARREN	CMAQ-0046 (353)	1	\$26,000	\$20,000	\$27,000	\$12,000
		22152	WARREN	CMAQ-0046 (353)	1	\$6,000	\$10,000	\$5,600	\$12,000
	2023Q1	22158	ESSEX	NHP-0280 (337)	1	\$8,895	\$98,000	\$75,000	\$82,000
	2023Q2	22153	MORRIS	NHP-0023 (329)	1	\$35,000	\$200,000	\$127,260	\$9,000
		23112	MORRIS	NHP-0053 (302)	1	\$5,000	\$5,800	\$2,000	\$14,000
		23112	MORRIS	NHP-0053 (302)	1	\$20,000	\$11,400	\$10,000	\$14,000
		23112	MORRIS	NHP-0053 (302)	1	\$20,000	\$12,725	\$10,000	\$14,000
		23112	MORRIS	NHP-0053 (302)	1	\$5,000	\$3,000	\$2,000	\$14,000
		23112	MORRIS	NHP-0053 (302)	1	\$5,000	\$3,000	\$2,000	\$14,000
		23123	MORRIS	0046997	1	\$1	\$15,000	\$15,000	\$1,000
		23123	MORRIS	0046997	1	\$1	\$15,000	\$15,000	\$1,000
		23123	MORRIS	0046997	1	\$1	\$15,000	\$15,000	\$1,000
		23123	MORRIS	0046997	1	\$1	\$15,000	\$15,000	\$1,000
		23123	MORRIS	0046997	1	\$1	\$15,000	\$15,000	\$1,000
		23123	MORRIS	0046997	1	\$1	\$15,000	\$15,000	\$1,000
		23123	MORRIS	0046997	1	\$1	\$15,000	\$15,000	\$1,000
		23123	MORRIS	0046997	1	\$1	\$15,000	\$15,000	\$1,000
		23123	MORRIS	0046997	1	\$1	\$15,000	\$15,000	\$1,000
		23123	MORRIS	0046997	1	\$1	\$15,000	\$15,000	\$1,000
		23123	MORRIS	0046997	1	\$1	\$15,000	\$15,000	\$1,000
		23123	MORRIS	0046997	1	\$1	\$15,000	\$15,000	\$1,000
		23123	MORRIS	0046997	1	\$1	\$15,000	\$15,000	\$1,000
		23123	MORRIS	0046997	1	\$1	\$15,000	\$15,000	\$1,000

GPS UNIT / U									
702059M	2022Q4	22148	PASSAIC	NHFP-HWY-0046 (356)	2	\$760.00	\$850.00	\$390.00	\$1,250
	2023Q2	22153	MORRIS	NHP-0023 (329)	5	\$417.00	\$425.00	\$555.50	\$2,000

CONTROLLER TURN-ON / U									
702060M	2022Q4	22152	WARREN	CMAQ-0046 (353)	4	\$20,000	\$20,000	\$19,500	\$8,480
	2023Q2	23112	MORRIS	NHP-0053 (302)	5	\$9,000	\$7,500	\$8,000	\$11,000

HISTORICAL BID PRICE LISTING
 BY REGION

REGION: N

PAY ITEM	CALENDAR QUARTER	CONTRACT NUMBER	COUNTY LOCATION	PROJECT DESCRIPTION	BID QUANTITY	AWARD PRICE	SECOND BIDDER	THIRD BIDDER	ESTIMATE
CONTROLLER TURN-ON / U									
702060M	(cont)	22153	MORRIS	NHP-0023 (329)	11	\$11,826	\$11,400	\$6,378	\$9,000

HISTORICAL BID PRICE LISTING
BY REGION

REGION: N

PAY ITEM	CALENDAR QUARTER	CONTRACT NUMBER	COUNTY LOCATION	PROJECT DESCRIPTION	BID QUANTITY	AWARD PRICE	SECOND BIDDER	THIRD BIDDER	ESTIMATE

LIGHTING STANDARD ALUMINUM / U									
703003M	2022Q3	22149	MORRIS	HSIP-0015 (313)	2	\$6,500	\$6,000	\$5,355	\$3,000
		22137	UNION	NHP-0022 (353)	3	\$3,300	\$3,500	\$3,000	\$6,000
	2023Q1	22158	ESSEX	NHP-0280 (337)	25	\$2,203	\$3,200	\$3,800	\$2,900
	2023Q2	23123	MORRIS	0046997	5	\$3,730	\$3,500	\$2,800	\$2,500
22153		MORRIS	NHP-0023 (329)	10	\$3,100	\$3,000	\$3,182	\$4,200	

LIGHTING MAST ARM ALUMINUM / U									
703012M	2022Q3	22149	MORRIS	HSIP-0015 (313)	1	\$1,600	\$1,475	\$1,326	\$1,200
		22137	UNION	NHP-0022 (353)	3	\$1,350	\$1,400	\$1,200	\$1,300
	2023Q2	23123	MORRIS	0046997	1	\$1,465	\$1,300	\$1,200	\$1,450

LUMINAIRE / U									
703018M	2022Q3	22137	UNION	NHP-0022 (353)	3	\$1,450	\$1,600	\$1,300	\$2,500
		22149	MORRIS	HSIP-0015 (313)	7	\$1,900	\$2,200	\$1,938	\$1,800
	2022Q4	22152	WARREN	CMAQ-0046 (353)	2	\$2,500	\$2,500	\$2,600	\$2,220
		22148	PASSAIC	NHFP-HWY-0046 (356)	5	\$2,400	\$2,650	\$2,310	\$1,350
	2023Q1	22158	ESSEX	NHP-0280 (337)	25	\$1,779	\$1,100	\$1,300	\$1,800
	2023Q2	23112	MORRIS	NHP-0053 (302)	10	\$1,900	\$2,000	\$1,685	\$2,000
23123		MORRIS	0046997	39	\$2,075	\$2,400	\$2,700	\$2,000	
22153		MORRIS	NHP-0023 (329)	89	\$2,268	\$2,200	\$1,768	\$1,850	

SIGN LIGHTING, STRUCTURE NO. ____ / LS									
703021M	2023Q1	22158	ESSEX	NHP-0280 (337)	1	\$7,413	\$23,000	\$28,000	\$25,500
		22158	ESSEX	NHP-0280 (337)	1	\$7,413	\$23,000	\$28,000	\$25,500

RELOCATE SITE LIGHTING / L S									
703022M	2022Q3	22137	UNION	NHP-0022 (353)	1	\$8,750	\$8,500	\$7,500	\$10,000

HISTORICAL BID PRICE LISTING
 BY REGION

REGION: N

PAY ITEM	CALENDAR QUARTER	CONTRACT NUMBER	COUNTY LOCATION	PROJECT DESCRIPTION	BID QUANTITY	AWARD PRICE	SECOND BIDDER	THIRD BIDDER	ESTIMATE
RELOCATE SITE LIGHTING / L S									
703022M	(cont)	22149	MORRIS	HSIP-0015 (313)	1	\$25,000	\$16,000	\$14,280	\$12,000
	2023Q2	22153	MORRIS	NHP-0023 (329)	1	\$3,024	\$3,000	\$1,495	\$1,600

TEMPORARY HIGHWAY LIGHTING SYSTEM / LS									
703033P	2022Q3	22137	UNION	NHP-0022 (353)	1	\$30,000	\$32,000	\$35,000	\$25,000
	2023Q1	22158	ESSEX	NHP-0280 (337)	1	\$79,420	\$430,000	\$275,000	\$75,000

HISTORICAL BID PRICE LISTING
BY REGION

REGION: N

PAY ITEM	CALENDAR QUARTER	CONTRACT NUMBER	COUNTY LOCATION	PROJECT DESCRIPTION	BID QUANTITY	AWARD PRICE	SECOND BIDDER	THIRD BIDDER	ESTIMATE

ITS CONDUIT, TYPE A / LF									
704002M	2022Q3	22137	UNION	NHP-0022 (353)	1,052	\$50.00	\$95.00	\$75.00	\$50.00
	2022Q4	22148	PASSAIC	NHFP-HWY-0046 (356)	29,272	\$62.00	\$80.00	\$48.00	\$40.00
	2023Q1	22158	ESSEX	NHP-0280 (337)	1,464	\$25.00	\$68.00	\$85.00	\$35.00
	2023Q2	23113	WARREN	0046 (999)	8,337	\$83.67	\$56.00	\$100.00	\$60.00
		23123	MORRIS	0046997	33,578	\$49.50	\$55.00	\$57.00	\$50.00

JUNCTION BOX ITS TYPE A / U									
704003M	2022Q3	22137	UNION	NHP-0022 (353)	6	\$5,300	\$11,000	\$9,500	\$5,000
	2022Q4	22148	PASSAIC	NHFP-HWY-0046 (356)	66	\$6,100	\$12,000	\$7,385	\$5,725
	2023Q1	22158	ESSEX	NHP-0280 (337)	3	\$5,491	\$4,000	\$7,000	\$4,000
	2023Q2	23113	WARREN	0046 (999)	17	\$9,143	\$8,000	\$8,000	\$5,116
		23123	MORRIS	0046997	52	\$8,465	\$5,500	\$9,900	\$6,000

JUNCTION BOX ITS TYPE B / U									
704006M	2022Q4	22148	PASSAIC	NHFP-HWY-0046 (356)	4	\$4,600	\$10,000	\$14,925	\$8,200

JUNCTION BOX ITS TYPE C / U									
704009M	2022Q3	22137	UNION	NHP-0022 (353)	9	\$3,200	\$5,600	\$4,500	\$2,800
	2022Q4	22148	PASSAIC	NHFP-HWY-0046 (356)	14	\$3,350	\$10,000	\$2,815	\$2,100
	2023Q1	22158	ESSEX	NHP-0280 (337)	3	\$5,471	\$1,900	\$3,500	\$2,800
	2023Q2	23113	WARREN	0046 (999)	6	\$6,215	\$4,000	\$3,000	\$2,910
		23123	MORRIS	0046997	47	\$3,835	\$2,100	\$5,300	\$2,500

JUNCTION BOX ITS TYPE D / U									
704010M	2023Q2	23123	MORRIS	0046997	5	\$7,780	\$5,200	\$10,200	\$3,000

HISTORICAL BID PRICE LISTING
BY REGION

REGION: N

PAY ITEM	CALENDAR QUARTER	CONTRACT NUMBER	COUNTY LOCATION	PROJECT DESCRIPTION	BID QUANTITY	AWARD PRICE	SECOND BIDDER	THIRD BIDDER	ESTIMATE

METER CABINET ITS / U									
704011M	2022Q4	22148	PASSAIC	NHFP-HWY-0046 (356)	9	\$4,700	\$5,000	\$5,335	\$4,000
	2023Q2	23113	WARREN	0046 (999)	1	\$4,124	\$7,500	\$4,000	\$5,200
		23123	MORRIS	0046997	13	\$4,215	\$3,700	\$5,900	\$4,000

FOUNDATION, ITS / U									
704014M	2022Q4	22148	PASSAIC	NHFP-HWY-0046 (356)	9	\$2,300	\$7,500	\$1,420	\$2,500
	2023Q2	23113	WARREN	0046 (999)	1	\$5,378	\$6,000	\$5,000	\$2,100
		23123	MORRIS	0046997	9	\$3,150	\$1,650	\$3,300	\$2,300

FOUNDATION ITS TYPE A / U									
704015M	2022Q4	22148	PASSAIC	NHFP-HWY-0046 (356)	1	\$6,550	\$7,500	\$5,930	\$3,500
	2023Q2	23123	MORRIS	0046997	2	\$5,015	\$3,500	\$3,500	\$3,700

FOUNDATION ITS TYPE C / U									
704021M	2023Q2	23113	WARREN	0046 (999)	1	\$7,470	\$5,000	\$8,000	\$3,000

FOUNDATION ITS TYPE D-MC / U									
704023M	2023Q2	23123	MORRIS	0046997	5	\$5,590	\$4,200	\$5,100	\$5,000

FOUNDATION ITS TYPE D / U									
704024M	2022Q3	22137	UNION	NHP-0022 (353)	1	\$4,750	\$5,400	\$4,500	\$4,300
	2022Q4	22148	PASSAIC	NHFP-HWY-0046 (356)	5	\$3,000	\$7,500	\$6,320	\$2,700

HISTORICAL BID PRICE LISTING
BY REGION

REGION: N

PAY ITEM	CALENDAR QUARTER	CONTRACT NUMBER	COUNTY LOCATION	PROJECT DESCRIPTION	BID QUANTITY	AWARD PRICE	SECOND BIDDER	THIRD BIDDER	ESTIMATE
FOUNDATION ITS TYPE D / U									
704024M	2023Q2	23123	MORRIS	0046997	8	\$4,660	\$2,600	\$4,700	\$3,100
CONTROLLER, ITS / U									
704027M	2023Q2	23123	MORRIS	0046997	2	\$21,000	\$68,000	\$40,000	\$20,000
COMMUNICATION HUB MODIFICATIONS / U									
704029M	2022Q4	22148	PASSAIC	NHFP-HWY-0046 (356)	3	\$13,900	\$15,000	\$59,515	\$45,000
	2023Q2	23123	MORRIS	0046997	1	\$41,400	\$30,100	\$43,000	\$9,000
CONTROLLER MODIFICATIONS, TYPE ___ / U									
704032M	2022Q4	22148	PASSAIC	NHFP-HWY-0046 (356)	6	\$37,000	\$35,000	\$56,085	\$15,000
CONTROL CENTER SYSTEM, LOCATION NO. ___ / LS									
704033P	2022Q3	22137	UNION	NHP-0022 (353)	1	\$7,500	\$7,800	\$6,500	\$3,000
		22137	UNION	NHP-0022 (353)	1	\$9,250	\$10,000	\$8,500	\$3,000
	2022Q4	22148	PASSAIC	NHFP-HWY-0046 (356)	1	\$775,000	\$750,000	\$285,600	\$100,000
	2023Q2	23123	MORRIS	0046997	1	\$357,230	\$340,500	\$403,000	\$17,500
MODIFY CONTROL CENTER SYSTEM / LS									
704034P	2022Q4	22148	PASSAIC	NHFP-HWY-0046 (356)	1	\$65,000	\$62,000	\$124,800	\$100,000
	2023Q2	23123	MORRIS	0046997	1	\$1,012,000	\$68,500	\$29,000	\$425,472
FOUNDATION CSS / U									
704035M	2022Q3	22137	UNION	NHP-0022 (353)	1	\$50,000	\$46,000	\$45,000	\$40,000

HISTORICAL BID PRICE LISTING
BY REGION

REGION: N

PAY ITEM	CALENDAR QUARTER	CONTRACT NUMBER	COUNTY LOCATION	PROJECT DESCRIPTION	BID QUANTITY	AWARD PRICE	SECOND BIDDER	THIRD BIDDER	ESTIMATE
FOUNDATION CSS / U									
704035M	2023Q2	23123	MORRIS	0046997	5	\$39,675	\$35,000	\$43,000	\$20,000
FOUNDATION CSS TYPE A / U									
704036M	2022Q4	22148	PASSAIC	NHFP-HWY-0046 (356)	1	\$23,350	\$100,000	\$46,250	\$9,000
	2023Q2	23113	WARREN	0046 (999)	1	\$26,295	\$30,000	\$25,000	\$18,000
		23123	MORRIS	0046997	3	\$39,675	\$35,000	\$43,000	\$8,000
CAMERA STANDARD TYPE A / U									
704048M	2022Q3	22137	UNION	NHP-0022 (353)	1	\$90,000	\$94,000	\$80,000	\$75,000
	2022Q4	22148	PASSAIC	NHFP-HWY-0046 (356)	1	\$90,000	\$100,000	\$95,950	\$44,000
	2023Q2	23113	WARREN	0046 (999)	1	\$89,641	\$70,000	\$90,000	\$80,000
		23123	MORRIS	0046997	8	\$74,510	\$95,000	\$76,100	\$80,000
CAMERA / U									
704060M	2022Q3	22137	UNION	NHP-0022 (353)	2	\$7,200	\$7,800	\$6,500	\$12,000
	2022Q4	22148	PASSAIC	NHFP-HWY-0046 (356)	6	\$12,250	\$13,500	\$7,800	\$8,500
	2023Q2	23113	WARREN	0046 (999)	2	\$8,964	\$7,200	\$10,000	\$8,100
		23123	MORRIS	0046997	19	\$6,940	\$4,750	\$6,700	\$7,000
CONTROLLER, CAMERA / U									
704063M	2022Q3	22137	UNION	NHP-0022 (353)	1	\$58,000	\$62,500	\$50,000	\$45,000
	2022Q4	22148	PASSAIC	NHFP-HWY-0046 (356)	2	\$52,500	\$60,000	\$58,865	\$31,000
	2023Q2	23113	WARREN	0046 (999)	1	\$62,749	\$55,000	\$75,000	\$45,200

HISTORICAL BID PRICE LISTING
BY REGION

REGION: N

PAY ITEM	CALENDAR QUARTER	CONTRACT NUMBER	COUNTY LOCATION	PROJECT DESCRIPTION	BID QUANTITY	AWARD PRICE	SECOND BIDDER	THIRD BIDDER	ESTIMATE
CONTROLLER, CAMERA / U									
704063M	(cont)	23123	MORRIS	0046997	6	\$39,400	\$48,000	\$41,100	\$45,000
FIBER OPTIC CABLE TYPE A / LF									
704066P	2023Q2	23123	MORRIS	0046997	452	\$17.70	\$64.00	\$10.00	\$20.00
FIBER OPTIC CABLE TYPE G / LF									
704076P	2022Q4	22148	PASSAIC	NHFP-HWY-0046 (356)	49,405	\$3.40	\$4.60	\$16.75	\$5.00
	2023Q2	23123	MORRIS	0046997	39,754	\$6.20	\$12.00	\$9.40	\$6.00
FIBER OPTIC CABLE TYPE E / LF									
704078P	2022Q4	22148	PASSAIC	NHFP-HWY-0046 (356)	12,086	\$11.00	\$15.00	\$17.75	\$7.00
	2023Q2	23123	MORRIS	0046997	25,319	\$8.30	\$18.00	\$18.20	\$11.00
CONTROLLER, CTSS / U									
704084M	2022Q3	22149	MORRIS	HSIP-0015 (313)	1	\$50,000	\$44,500	\$40,800	\$80,000
	2022Q4	22148	PASSAIC	NHFP-HWY-0046 (356)	2	\$66,000	\$73,000	\$126,500	\$84,000
	2023Q2	23123	MORRIS	0046997	11	\$52,760	\$95,000	\$89,000	\$83,700
CONTROLLER, CTSS TURN ON / U									
704090M	2022Q3	22149	MORRIS	HSIP-0015 (313)	1	\$7,500	\$36,500	\$32,640	\$5,000
	2022Q4	22148	PASSAIC	NHFP-HWY-0046 (356)	2	\$12,500	\$14,000	\$9,580	\$10,650
	2023Q2	23123	MORRIS	0046997	11	\$10,360	\$7,000	\$14,900	\$10,500

HISTORICAL BID PRICE LISTING
 BY REGION

REGION: N

PAY ITEM	CALENDAR QUARTER	CONTRACT NUMBER	COUNTY LOCATION	PROJECT DESCRIPTION	BID QUANTITY	AWARD PRICE	SECOND BIDDER	THIRD BIDDER	ESTIMATE
ADAPTIVE IMAGE DETECTOR, CTSS / U									
704092M	2022Q4	22148	PASSAIC	NHFP-HWY-0046(356)	10	\$23,500	\$25,000	\$26,720	\$16,400
	2023Q2	23123	MORRIS	0046997	42	\$21,815	\$22,000	\$24,500	\$8,000

HISTORICAL BID PRICE LISTING
 BY REGION

REGION: N

PAY ITEM	CALENDAR QUARTER	CONTRACT NUMBER	COUNTY LOCATION	PROJECT DESCRIPTION	BID QUANTITY	AWARD PRICE	SECOND BIDDER	THIRD BIDDER	ESTIMATE

FOUNDATION DMS TYPE A / U									
704147M	2022Q4	22148	PASSAIC	NHFP-HWY-0046(356)	4	\$15,500	\$25,000	\$22,000	\$13,100

DMS STANDARD GROUND MOUNTED / U									
704169M	2022Q4	22148	PASSAIC	NHFP-HWY-0046(356)	2	\$20,500	\$50,000	\$44,670	\$14,500

DMS SIGN / U									
704171M	2022Q4	22148	PASSAIC	NHFP-HWY-0046(356)	3	\$110,000	\$135,000	\$118,500	\$97,000
	2023Q2	23123	MORRIS	0046997	4	\$105,420	\$125,000	\$114,200	\$110,000

CONTROLLER, DMS / U									
704183M	2022Q4	22148	PASSAIC	NHFP-HWY-0046(356)	3	\$73,000	\$82,000	\$86,165	\$21,000
	2023Q2	23123	MORRIS	0046997	4	\$29,300	\$58,900	\$56,000	\$60,000

HISTORICAL BID PRICE LISTING
BY REGION

REGION: N

PAY ITEM	CALENDAR QUARTER	CONTRACT NUMBER	COUNTY LOCATION	PROJECT DESCRIPTION	BID QUANTITY	AWARD PRICE	SECOND BIDDER	THIRD BIDDER	ESTIMATE
TVS ROADWAY LOOPS ___ LANES / U									
704203M	2023Q2	23109	MORRIS	NHP-0124 (301)	2	\$15,751			\$7,005
		23110	PASSAIC	NHP-0080 (336)	7	\$9,010	\$8,190	\$8,350	\$9,800

FIBER CROSSCONNECT CABINET / U									
704215M	2022Q4	22148	PASSAIC	NHFP-HWY-0046 (356)	1	\$46,500	\$52,000	\$64,000	\$30,000
	2023Q2	23123	MORRIS	0046997	3	\$38,525	\$41,000	\$26,500	\$46,000

ROADSIDE UNIT / U									
704237M	2022Q4	22148	PASSAIC	NHFP-HWY-0046 (356)	16	\$31,250	\$34,000	\$26,725	\$30,000
	2023Q2	23123	MORRIS	0046997	23	\$26,043	\$29,000	\$25,900	\$30,800

FURNISH AND INSTALL ___ / U									
704247M	2022Q4	22148	PASSAIC	NHFP-HWY-0046 (356)	1	\$10,500	\$10,000	\$13,365	\$5,000

FIBERGLASS CONDUIT SLEEVE, 6" DIAMETER / LF									
704265P	2022Q4	22148	PASSAIC	NHFP-HWY-0046 (356)	32	\$245.00	\$325.00	\$310.00	\$70.00
		22148	PASSAIC	NHFP-HWY-0046 (356)	85	\$190.00	\$200.00	\$310.00	\$70.00
		22148	PASSAIC	NHFP-HWY-0046 (356)	95	\$175.00	\$200.00	\$310.00	\$70.00
		22148	PASSAIC	NHFP-HWY-0046 (356)	95	\$175.00	\$200.00	\$310.00	\$70.00
		22148	PASSAIC	NHFP-HWY-0046 (356)	100	\$240.00	\$200.00	\$648.00	\$70.00
		22148	PASSAIC	NHFP-HWY-0046 (356)	123	\$220.00	\$200.00	\$648.00	\$70.00
		22148	PASSAIC	NHFP-HWY-0046 (356)	154	\$185.00	\$200.00	\$648.00	\$70.00
		22148	PASSAIC	NHFP-HWY-0046 (356)	157	\$185.00	\$200.00	\$648.00	\$70.00
		22148	PASSAIC	NHFP-HWY-0046 (356)	157	\$190.00	\$250.00	\$648.00	\$70.00
		22148	PASSAIC	NHFP-HWY-0046 (356)	624	\$175.00	\$200.00	\$335.00	\$70.00

HISTORICAL BID PRICE LISTING
 BY REGION

REGION: N

PAY ITEM	CALENDAR QUARTER	CONTRACT NUMBER	COUNTY LOCATION	PROJECT DESCRIPTION	BID QUANTITY	AWARD PRICE	SECOND BIDDER	THIRD BIDDER	ESTIMATE
SYSTEM DETECTOR, TYPE ____ / U									
704300M	2023Q2	23123	MORRIS	0046997	19	\$33,200	\$65,000	\$55,800	\$41,500

BEFORE AND AFTER TRAFFIC STUDIES / L S									
704340M	2022Q4	22148	PASSAIC	NHFP-HWY-0046(356)	1	\$240,000	\$175,000	\$223,000	\$150,000

HISTORICAL BID PRICE LISTING
 BY REGION

REGION: N

PAY ITEM	CALENDAR QUARTER	CONTRACT NUMBER	COUNTY LOCATION	PROJECT DESCRIPTION	BID QUANTITY	AWARD PRICE	SECOND BIDDER	THIRD BIDDER	ESTIMATE
LOW-VOLTAGE TRANSFORMER / U									
706004M	2022Q3	22137	UNION	NHP-0022 (353)	1	\$28,000	\$23,000	\$19,500	\$10,000

HISTORICAL BID PRICE LISTING
 BY REGION

REGION: N

PAY ITEM	CALENDAR QUARTER	CONTRACT NUMBER	COUNTY LOCATION	PROJECT DESCRIPTION	BID QUANTITY	AWARD PRICE	SECOND BIDDER	THIRD BIDDER	ESTIMATE

SELECTIVE THINNING / SY									
801006M	2023Q1	22158	ESSEX	NHP-0280 (337)	235	\$21.00	\$11.00	\$30.00	\$20.00
	2023Q2	23112	MORRIS	NHP-0053 (302)	20	\$275.00	\$325.00	\$35.00	\$26.00

SELECTIVE CLEARING / SY									
801012M	2022Q3	22149	MORRIS	HSIP-0015 (313)	70	\$125.00	\$100.00	\$75.65	\$35.00
	2022Q4	22148	PASSAIC	NHFP-HWY-0046 (356)	42	\$9.50	\$175.00	\$325.00	\$50.00
	2023Q1	22158	ESSEX	NHP-0280 (337)	3,940	\$8.00	\$4.00	\$7.00	\$40.00
	2023Q2	23112	MORRIS	NHP-0053 (302)	75	\$110.00	\$125.00	\$50.00	\$15.00

HISTORICAL BID PRICE LISTING
BY REGION

REGION: N

PAY ITEM	CALENDAR QUARTER	CONTRACT NUMBER	COUNTY LOCATION	PROJECT DESCRIPTION	BID QUANTITY	AWARD PRICE	SECOND BIDDER	THIRD BIDDER	ESTIMATE

TRIMMING EXISTING TREE, OVER 6" TO 12" D / U									
802003M	2023Q2	23112	MORRIS	NHP-0053 (302)	3	\$550.00	\$300.00	\$250.00	\$150.00

TRIMMING EXISTING TREE, OVER 12" TO 18" / U									
802006M	2023Q2	23112	MORRIS	NHP-0053 (302)	3	\$700.00	\$500.00	\$350.00	\$300.00

TRIMMING EXISTING TREE, OVER 18" TO 24" / U									
802009M	2022Q3	22137	UNION	NHP-0022 (353)	3	\$650.00	\$900.00	\$525.00	\$400.00
	2023Q2	23112	MORRIS	NHP-0053 (302)	2	\$850.00	\$625.00	\$450.00	\$450.00

TRIMMING EXISTING TREE, OVER 24" TO 30" / U									
802012M	2022Q3	22137	UNION	NHP-0022 (353)	3	\$950	\$1,200	\$800	\$450.00
	2023Q2	23112	MORRIS	NHP-0053 (302)	1	\$1,400	\$925	\$550	\$600.00

TREE REMOVAL, OVER 6" TO 12" DIAMETER / U									
802021M	2023Q2	23112	MORRIS	NHP-0053 (302)	27	\$850.00	\$500.00	\$600.00	\$600.00

TREE REMOVAL, OVER 12" TO 18" DIAMETER / U									
802024M	2023Q2	23112	MORRIS	NHP-0053 (302)	15	\$1,000	\$1,200	\$1,200	\$1,200

TREE REMOVAL, OVER 18" TO 24" DIAMETER / U									
802027M	2023Q2	23112	MORRIS	NHP-0053 (302)	16	\$1,400	\$1,500	\$1,800	\$1,400

HISTORICAL BID PRICE LISTING
BY REGION

REGION: N

PAY ITEM	CALENDAR QUARTER	CONTRACT NUMBER	COUNTY LOCATION	PROJECT DESCRIPTION	BID QUANTITY	AWARD PRICE	SECOND BIDDER	THIRD BIDDER	ESTIMATE
TOPSOIL SPREADING ___" THICK / SY									
804000P	2022Q3	22137	UNION	NHP-0022 (353)	5,406	\$4.00	\$7.00	\$6.00	\$4.00
		22149	MORRIS	HSIP-0015 (313)	6,072	\$5.75	\$8.00	\$3.30	\$5.00
	2022Q4	22148	PASSAIC	NHFP-HWY-0046 (356)	48	\$3.00	\$40.00	\$52.00	\$11.00
		22152	WARREN	CMAQ-0046 (353)	215	\$1.00	\$0.02	\$12.00	\$12.00
	2023Q1	23402	MORRIS	STATE	1,049	\$0.01	\$0.10	\$9.00	\$4.25
		23403	HUDSON	STATE	1,063	\$3.00	\$8.50	\$1.00	\$5.00
		23402	MORRIS	STATE	5,000	\$0.01	\$0.05	\$1.00	\$6.67
		23403	HUDSON	STATE	5,000	\$0.01	\$1.00	\$1.00	\$6.67
		23401	SUSSEX	STATE	5,829	\$2.00	\$5.00	\$0.01	\$4.50
		22158	ESSEX	NHP-0280 (337)	10,914	\$4.00	\$4.00	\$1.00	\$5.00
	2023Q2	23112	MORRIS	NHP-0053 (302)	350	\$4.50	\$20.00	\$12.00	\$5.00
		23418	MORRIS	CRRSAA-FLEX-D00S (633)	425	\$0.01	\$4.00	\$13.00	\$9.00
		23112	MORRIS	NHP-0053 (302)	490	\$8.00	\$20.00	\$35.00	\$6.00
		22153	MORRIS	NHP-0023 (329)	554	\$5.00	\$10.00	\$5.05	\$5.00
		23123	MORRIS	0046997	648	\$8.00	\$10.00	\$48.00	\$5.25
	23113	WARREN	0046 (999)	4,341	\$5.98	\$5.00	\$5.00	\$3.00	

PLANT PIT SOIL / CY									
804014P	2022Q3	22137	UNION	NHP-0022 (353)	1,152	\$20.00	\$60.25	\$50.00	\$90.00
	2023Q1	22158	ESSEX	NHP-0280 (337)	22	\$101.00	\$66.00	\$110.00	\$70.00

BORROW TOPSOIL / CY									
804015P	2022Q3	22137	UNION	NHP-0022 (353)	241	\$55.00	\$56.00	\$49.00	\$45.00
	2022Q4	22145	WARREN	NHP-0094 (306)	5	\$120.00			\$50.00
		22152	WARREN	CMAQ-0046 (353)	56	\$60.00	\$0.02	\$90.00	\$75.00
	2023Q1	23402	MORRIS	STATE	90	\$0.01	\$0.10	\$44.00	\$55.50
		23403	HUDSON	STATE	103	\$45.00	\$40.00	\$5.00	\$60.00
		22158	ESSEX	NHP-0280 (337)	208	\$69.00	\$58.00	\$70.00	\$45.00

HISTORICAL BID PRICE LISTING
 BY REGION

REGION: N

PAY ITEM	CALENDAR QUARTER	CONTRACT NUMBER	COUNTY LOCATION	PROJECT DESCRIPTION	BID QUANTITY	AWARD PRICE	SECOND BIDDER	THIRD BIDDER	ESTIMATE
BORROW TOPSOIL / CY									
804015P	(cont)	23401	SUSSEX	STATE	723	\$5.00	\$4.00	\$0.01	\$55.00
		23402	MORRIS	STATE	1,250	\$0.01	\$1.00	\$1.00	\$39.00
		23403	HUDSON	STATE	1,250	\$0.01	\$5.00	\$1.00	\$39.00
	2023Q2	22153	MORRIS	NHP-0023 (329)	57	\$50.00	\$100.00	\$65.65	\$40.00
		23123	MORRIS	0046997	68	\$172.50	\$25.00	\$33.00	\$80.00
		23418	MORRIS	CRRSAA-FLEX-D00S (633	100	\$82.50	\$3.00	\$100.00	\$50.00
		23112	MORRIS	NHP-0053 (302)	120	\$60.00	\$88.00	\$65.00	\$65.00

HISTORICAL BID PRICE LISTING
BY REGION

REGION: N

PAY ITEM	CALENDAR QUARTER	CONTRACT NUMBER	COUNTY LOCATION	PROJECT DESCRIPTION	BID QUANTITY	AWARD PRICE	SECOND BIDDER	THIRD BIDDER	ESTIMATE

TURF REPAIR STRIP / LF									
805003M	2022Q3	22142	MORRIS	NHP-0080 (335)	830	\$27.50	\$11.00	\$25.00	\$25.00
	2022Q4	22145	WARREN	NHP-0094 (306)	1,459	\$43.76			\$9.00
	2023Q1	23403	HUDSON	STATE	500	\$3.00	\$6.25	\$4.00	\$6.60
		23402	MORRIS	STATE	1,000	\$0.01	\$5.00	\$7.75	\$4.50
		23401	SUSSEX	STATE	2,000	\$4.00	\$4.50	\$0.01	\$3.00
		23402	MORRIS	STATE	5,000	\$0.01	\$0.50	\$1.00	\$3.00
		23403	HUDSON	STATE	5,000	\$0.01	\$1.00	\$0.25	\$3.00
	2023Q2	23106	ESSEX	NHP-0124 (300)	600	\$50.12			\$40.00
		23418	MORRIS	CRRSAA-FLEX-D00S (633)	1,000	\$3.24	\$1.45	\$13.00	\$6.50
		23105	UNION	NHP-0078 (337)	2,800	\$5.00	\$11.00	\$3.50	\$1.50
		23113	WARREN	0046 (999)	3,456	\$3.59	\$11.00	\$4.00	\$11.00
		23112	MORRIS	NHP-0053 (302)	7,790	\$11.00	\$7.00	\$8.50	\$16.00

STABILIZED TURF / SY									
805005M	2023Q1	22159	BERGEN	NHP-0017 (310)	726	\$30.00	\$29.00	\$55.00	\$42.00
	2023Q2	23110	PASSAIC	NHP-0080 (336)	700	\$35.00	\$35.00	\$45.00	\$75.00
		23105	UNION	NHP-0078 (337)	945	\$31.00	\$20.00	\$30.00	\$65.00

HISTORICAL BID PRICE LISTING
BY REGION

REGION: N

PAY ITEM	CALENDAR QUARTER	CONTRACT NUMBER	COUNTY LOCATION	PROJECT DESCRIPTION	BID QUANTITY	AWARD PRICE	SECOND BIDDER	THIRD BIDDER	ESTIMATE

FERTILIZING AND SEEDING, TYPE A / SY									
806003P	2023Q1	22158	ESSEX	NHP-0280 (337)	2,094	\$2.00	\$1.50	\$2.00	\$1.00
		23402	MORRIS	STATE	5,000	\$0.01	\$0.10	\$0.01	\$1.00
		23403	HUDSON	STATE	5,000	\$0.01	\$0.01	\$0.10	\$1.00
	2023Q2	23418	MORRIS	CRRSAA-FLEX-D00S (633)	425	\$1.10	\$3.00	\$5.00	\$3.00

FERTILIZING AND SEEDING, TYPE A-3 / SY									
806006P	2022Q3	22137	UNION	NHP-0022 (353)	5,406	\$1.05	\$2.25	\$2.00	\$2.00
		22149	MORRIS	HSIP-0015 (313)	6,072	\$1.10	\$0.85	\$1.55	\$2.00
	2022Q4	22145	WARREN	NHP-0094 (306)	13	\$24.00			\$3.00
		22148	PASSAIC	NHFP-HWY-0046 (356)	42	\$2.00	\$10.00	\$13.00	\$10.00
		22152	WARREN	CMAQ-0046 (353)	215	\$1.00	\$0.02	\$2.75	\$2.00
	2023Q1	23402	MORRIS	STATE	1,049	\$0.01	\$0.10	\$1.10	\$3.00
		23403	HUDSON	STATE	1,063	\$0.55	\$1.10	\$0.50	\$2.25
		23401	SUSSEX	STATE	5,829	\$0.25	\$1.15	\$0.01	\$2.00
	2023Q2	22153	MORRIS	NHP-0023 (329)	554	\$1.00	\$10.00	\$3.28	\$2.00
		23123	MORRIS	0046997	648	\$10.25	\$4.00	\$2.00	\$2.00
		23112	MORRIS	NHP-0053 (302)	850	\$3.00	\$3.00	\$2.00	\$3.00
		23113	WARREN	0046 (999)	4,341	\$1.20	\$1.80	\$2.00	\$2.00

FERTILIZING AND SEEDING, TYPE D / SY									
806015P	2023Q2	23112	MORRIS	NHP-0053 (302)	21	\$82.50	\$10.00	\$3.50	\$3.00

FERTILIZING AND SEEDING, TYPE F / SY									
806018P	2022Q3	22137	UNION	NHP-0022 (353)	744	\$2.10	\$2.00	\$1.50	\$2.00
	2023Q2	23112	MORRIS	NHP-0053 (302)	85	\$16.50	\$10.00	\$5.00	\$3.00
		23113	WARREN	0046 (999)	486	\$0.60	\$2.00	\$5.00	\$2.00

FERTILIZING AND SEEDING, LOW MAINTENANCE / SY									
806033P	2023Q1	22158	ESSEX	NHP-0280 (337)	8,595	\$3.00	\$1.50	\$1.70	\$2.00

HISTORICAL BID PRICE LISTING
 BY REGION

REGION: N

PAY ITEM	CALENDAR QUARTER	CONTRACT NUMBER	COUNTY LOCATION	PROJECT DESCRIPTION	BID QUANTITY	AWARD PRICE	SECOND BIDDER	THIRD BIDDER	ESTIMATE

TOPSOIL STABILIZATION, TYPE 2 MAT / SY									
807006M	2022Q3	22137	UNION	NHP-0022 (353)	23	\$5.25	\$10.00	\$8.75	\$10.00
	2022Q4	22145	WARREN	NHP-0094 (306)	13	\$60.00			\$5.00

TOPSOIL STABILIZATION, TYPE 4 MAT / SY									
807012M	2022Q3	22137	UNION	NHP-0022 (353)	4,668	\$3.65	\$3.50	\$3.00	\$6.00

EROSION CONTROL MATTING / SY									
807015M	2023Q2	23112	MORRIS	NHP-0053 (302)	490	\$13.50	\$7.50	\$14.00	\$175.00

HISTORICAL BID PRICE LISTING
BY REGION

REGION: N

PAY ITEM	CALENDAR QUARTER	CONTRACT NUMBER	COUNTY LOCATION	PROJECT DESCRIPTION	BID QUANTITY	AWARD PRICE	SECOND BIDDER	THIRD BIDDER	ESTIMATE

STRAW MULCHING / SY									
809003M	2022Q3	22137	UNION	NHP-0022 (353)	1,734	\$1.05	\$2.00	\$1.50	\$2.00
		22149	MORRIS	HSIP-0015 (313)	6,072	\$1.00	\$0.65	\$0.85	\$1.00
	2022Q4	22152	WARREN	CMAQ-0046 (353)	215	\$1.00	\$0.02	\$2.75	\$2.00
		22145	WARREN	NHP-0094 (306)	493	\$12.00			\$2.00
	2023Q1	23402	MORRIS	STATE	1,049	\$0.01	\$0.10	\$1.10	\$1.45
		23403	HUDSON	STATE	1,063	\$0.55	\$1.10	\$0.50	\$1.60
		23402	MORRIS	STATE	5,000	\$0.01	\$0.10	\$0.01	\$0.86
		23403	HUDSON	STATE	5,000	\$0.01	\$0.01	\$0.05	\$0.86
		23401	SUSSEX	STATE	5,829	\$0.25	\$0.44	\$0.01	\$1.00
		22158	ESSEX	NHP-0280 (337)	10,689	\$1.00	\$1.00	\$1.00	\$2.00
		23112	MORRIS	NHP-0053 (302)	360	\$2.00	\$4.50	\$1.50	\$1.00
	2023Q2	23418	MORRIS	CRRSAA-FLEX-D00S (633)	425	\$1.10	\$1.45	\$5.00	\$2.50
		22153	MORRIS	NHP-0023 (329)	554	\$1.00	\$5.00	\$1.77	\$1.00
		23123	MORRIS	0046997	648	\$6.75	\$4.00	\$2.00	\$2.00
		23113	WARREN	0046 (999)	4,827	\$1.20	\$1.10	\$0.02	\$2.00

WOOD MULCHING / SY									
809018M	2022Q3	22137	UNION	NHP-0022 (353)	2,169	\$5.25	\$12.00	\$10.00	\$7.00
		22158	ESSEX	NHP-0280 (337)	50	\$26.00	\$8.00	\$10.00	\$7.00

WOOD MULCHING, 2" THICK / SY									
809021M	2022Q4	22148	PASSAIC	NHFP-HWY-0046 (356)	6	\$11.00	\$10.00	\$26.00	\$25.00

HISTORICAL BID PRICE LISTING
 BY REGION

REGION: N

PAY ITEM	CALENDAR QUARTER	CONTRACT NUMBER	COUNTY LOCATION	PROJECT DESCRIPTION	BID QUANTITY	AWARD PRICE	SECOND BIDDER	THIRD BIDDER	ESTIMATE
MOWING / ACRE									
810003M	2022Q3	22137	UNION	NHP-0022 (353)	4	\$1,050	\$675	\$590	\$725.00
	2023Q2	23123	MORRIS	0046997	1	\$2,950	\$350	\$2	\$850.00
MOWING / SY									
810006M	2023Q1	22158	ESSEX	NHP-0280 (337)	1,040	\$2.00	\$1.00	\$5.00	\$2.00

HISTORICAL BID PRICE LISTING
BY REGION

REGION: N

PAY ITEM	CALENDAR QUARTER	CONTRACT NUMBER	COUNTY LOCATION	PROJECT DESCRIPTION	BID QUANTITY	AWARD PRICE	SECOND BIDDER	THIRD BIDDER	ESTIMATE
LARGE DECIDUOUS TREE, 3-3 1/2" CALIPER, / U									
811003M	2022Q3	22137	UNION	NHP-0022 (353)	383	\$950.00	\$775.00	\$675.00	\$700.00
LARGE DECIDUOUS TREE, 2-2 1/2" CALIPER, / U									
811006M	2023Q1	22158	ESSEX	NHP-0280 (337)	23	\$762.00	\$650.00	\$700.00	\$500.00
LARGE DECID TREE 10-12' HIGH, MULTI STEM / U									
811016M	2022Q3	22137	UNION	NHP-0022 (353)	14	\$585.00	\$725.00	\$625.00	\$525.00
SMALL DECIDUOUS TREE, 3-3 1/2" CALIPER, / U									
811021M	2022Q3	22137	UNION	NHP-0022 (353)	346	\$925.00	\$900.00	\$785.00	\$725.00
EVERGREEN TREE, 9-10' HIGH, B&B / U									
811033M	2022Q3	22137	UNION	NHP-0022 (353)	156	\$810.00	\$665.00	\$585.00	\$450.00

HISTORICAL BID PRICE LISTING
 BY REGION

REGION: N

PAY ITEM	CALENDAR QUARTER	CONTRACT NUMBER	COUNTY LOCATION	PROJECT DESCRIPTION	BID QUANTITY	AWARD PRICE	SECOND BIDDER	THIRD BIDDER	ESTIMATE
PLANT ESTABLISHMENT PERIOD / LS									
811138M	2022Q3	22137	UNION	NHP-0022 (353)	1	\$32,000	\$130,000	\$115,000	\$160,000
	2023Q1	22158	ESSEX	NHP-0280 (337)	1	\$794	\$2,900	\$2,800	\$6,000

WATERING / MG									
811165M	2022Q3	22137	UNION	NHP-0022 (353)	206	\$290.00	\$500.00	\$425.00	\$1,000
	2023Q1	22158	ESSEX	NHP-0280 (337)	5	\$424.00	\$340.00	\$400.00	\$1,000

HISTORICAL BID PRICE LISTING
 BY REGION

REGION: N

PAY ITEM	CALENDAR QUARTER	CONTRACT NUMBER	COUNTY LOCATION	PROJECT DESCRIPTION	BID QUANTITY	AWARD PRICE	SECOND BIDDER	THIRD BIDDER	ESTIMATE
MISCELLANEOUS CONCRETE / CY									
903006M	2023Q1	23445	MORRIS	N/A	75	\$1.00	\$750.00		\$700.00
	2023Q2	23418	MORRIS	CRRSAA-FLEX-D00S(633	500	\$240.00	\$550.00	\$0.01	\$55.00

HISTORICAL BID PRICE LISTING
 BY REGION

REGION: N

PAY ITEM -----	CALENDAR QUARTER -----	CONTRACT NUMBER -----	COUNTY LOCATION -----	PROJECT DESCRIPTION -----	BID QUANTITY -----	AWARD PRICE -----	SECOND BIDDER -----	THIRD BIDDER -----	ESTIMATE -----
INSPECTION OF UNITS / U									
MMA001M	2023Q1	23445	MORRIS	N/A	100	\$1,000	\$1,000		\$1,000

HISTORICAL BID PRICE LISTING
BY REGION

REGION: N

PAY ITEM	CALENDAR QUARTER	CONTRACT NUMBER	COUNTY LOCATION	PROJECT DESCRIPTION	BID QUANTITY	AWARD PRICE	SECOND BIDDER	THIRD BIDDER	ESTIMATE

BRIDGE HEADER REPAIR / LF									
MMB070M	2023Q1	21410	BERGEN	NHP-D00S (642)	1,695	\$219.00	\$100.00	\$221.00	\$195.00
		22450	MORRIS	NHP-0040 (314)	5,346	\$100.00	\$225.00	\$200.00	\$140.00

REPAIR CONCRETE CURB / LF									
MMB077M	2023Q1	21410	BERGEN	NHP-D00S (642)	205	\$125.00	\$60.00	\$140.00	\$210.00
		22450	MORRIS	NHP-0040 (314)	398	\$60.00	\$125.00	\$94.00	\$120.00

DECK CORROSION INHIBITOR / SY									
MMB086M	2023Q1	22450	MORRIS	NHP-0040 (314)	45,470	\$10.00	\$12.00	\$10.50	\$12.00
		21410	BERGEN	NHP-D00S (642)	116,805	\$7.00	\$9.00	\$14.90	\$26.00

DECK JOINT RESEAL (SILICON) / LF									
MMB087M	2023Q1	22450	MORRIS	NHP-0040 (314)	12,385	\$118.00	\$90.00	\$81.50	\$70.00
		21410	BERGEN	NHP-D00S (642)	18,510	\$68.00	\$125.00	\$65.00	\$95.00

BRIDGE DECK CRACK SEALING / LF									
MMB088M	2023Q1	21410	BERGEN	NHP-D00S (642)	3,000	\$15.00	\$7.25	\$32.00	\$13.00
		22450	MORRIS	NHP-0040 (314)	3,000	\$12.00	\$15.00	\$10.50	\$10.00

DECK JOINT REPAIR / LF									
MMB089M	2023Q1	22450	MORRIS	NHP-0040 (314)	12,681	\$118.00	\$195.00	\$140.00	\$110.00
		21410	BERGEN	NHP-D00S (642)	18,570	\$138.00	\$130.00	\$147.00	\$110.00

DECK JOINT RESEAL (RUBBER ASPHALT) / LF									
MMB090M	2023Q1	21410	BERGEN	NHP-D00S (642)	1,710	\$20.00	\$2.00	\$4.00	\$20.00
		22450	MORRIS	NHP-0040 (314)	5,346	\$3.00	\$25.00	\$35.00	\$20.00

HISTORICAL BID PRICE LISTING
 BY REGION

REGION: N

PAY ITEM	CALENDAR QUARTER	CONTRACT NUMBER	COUNTY LOCATION	PROJECT DESCRIPTION	BID QUANTITY	AWARD PRICE	SECOND BIDDER	THIRD BIDDER	ESTIMATE
CREW COORDINATOR / HOUR									
MMB092M	2022Q4	23434	UNION	N/A	40	\$140.00	\$140.00	\$140.00	\$140.00
		23428	SUSSEX	N/A	250	\$140.00	\$140.00	\$140.00	\$140.00
		23431	UNION	N/A	750	\$140.00	\$140.00	\$140.00	\$140.00
		23422	UNION	N/A	1,000	\$140.00	\$140.00	\$140.00	\$140.00
		23425	UNION	N/A	1,000	\$140.00	\$140.00	\$140.00	\$140.00

HISTORICAL BID PRICE LISTING
BY REGION

REGION: N

PAY ITEM	CALENDAR QUARTER	CONTRACT NUMBER	COUNTY LOCATION	PROJECT DESCRIPTION	BID QUANTITY	AWARD PRICE	SECOND BIDDER	THIRD BIDDER	ESTIMATE

MPT FOR SHOULDER OR LANE CLOSURE ON / DAY									
MMB163M	2023Q2	23418	MORRIS	CRRSAA-FLEX-D00S(633	8	\$7,062	\$3,800	\$12,750	\$2,500

MPT FOR SHOULDER OR LANE CLOSURE NOT ON / DAY									
MMB164M	2023Q2	23418	MORRIS	CRRSAA-FLEX-D00S(633	28	\$7,062	\$3,675	\$12,750	\$3,000

LANE CLOSURES / HOUR									
MMB172M	2022Q4	23428	SUSSEX	N/A	1,250	\$262.00	\$227.00	\$130.00	\$100.00
		23434	UNION	N/A	9,500	\$0.01	\$0.01	\$31.00	\$100.00
		23422	UNION	N/A	10,300	\$0.01	\$0.01	\$1.00	\$100.00
		23431	UNION	N/A	10,500	\$43.01	\$0.01	\$0.01	\$100.00
		23425	UNION	N/A	25,000	\$0.01	\$0.01	\$1.00	\$100.00
	2023Q2	23468	MORRIS	STATE	1,017	\$0.01	\$1.00	\$1.00	\$178.00

SOLID WASTE DISPOSAL / DOLL									
MMB173M	2022Q4	23428	SUSSEX	N/A	1,000	\$1.00	\$1.00	\$1.00	\$1.00
		23422	UNION	N/A	20,000	\$1.00	\$1.00	\$1.00	\$1.00
		23425	UNION	N/A	20,000	\$1.00	\$1.00	\$1.00	\$1.00
		23431	UNION	N/A	50,000	\$1.00	\$1.00	\$1.00	\$1.00
		23434	UNION	N/A	100,000	\$1.00	\$1.00	\$1.00	\$1.00

REPAIR CATEGORY "A" / HOUR									
MMB181M	2023Q1	23445	MORRIS	N/A	300	\$800	\$2,500		\$1,100

LABOR CREW / HOUR									
MMB186M	2022Q4	23428	SUSSEX	N/A	625	\$520.00	\$701.00	\$719.91	\$680.00
		23428	SUSSEX	N/A	625	\$420.00	\$460.00	\$564.36	\$585.00
		23428	SUSSEX	N/A	625	\$250.00	\$325.00	\$403.55	\$385.00

HISTORICAL BID PRICE LISTING
 BY REGION

REGION: N

PAY ITEM	CALENDAR QUARTER	CONTRACT NUMBER	COUNTY LOCATION	PROJECT DESCRIPTION	BID QUANTITY	AWARD PRICE	SECOND BIDDER	THIRD BIDDER	ESTIMATE
LABOR CREW / HOUR									
MMB186M	(cont)	23428	SUSSEX	N/A	625	\$515.00	\$778.00	\$715.69	\$700.00
		23428	SUSSEX	N/A	625	\$525.00	\$625.00	\$782.60	\$675.00
		23428	SUSSEX	N/A	625	\$280.00	\$400.00	\$393.50	\$350.00
		23428	SUSSEX	N/A	625	\$450.00	\$766.00	\$723.79	\$600.00
		23434	UNION	N/A	3,500	\$374.76	\$400.00	\$429.75	\$400.00
		23434	UNION	N/A	9,500	\$700	\$904	\$1,012	\$690.00
		23422	UNION	N/A	10,300	\$507.69	\$585.00	\$650.00	\$510.00
		23422	UNION	N/A	10,300	\$361.08	\$530.00	\$455.00	\$350.00
		23431	UNION	N/A	10,500	\$607.18	\$885.00	\$813.00	\$650.00
		23431	UNION	N/A	10,500	\$607.18	\$750.00	\$811.75	\$650.00
		23425	UNION	N/A	24,000	\$202.87	\$225.00	\$379.00	\$237.00
		23425	UNION	N/A	25,000	\$663.30	\$931.00	\$782.00	\$625.00
	2023Q2	23468	MORRIS	STATE	1,017	\$631.31	\$713.00	\$776.00	\$585.00
		23468	MORRIS	STATE	1,017	\$300.42	\$260.00	\$275.00	\$300.00

RAILROAD SERVICES / DOLL									
MMB188M	2023Q1	22450	MORRIS	NHP-0040 (314)	30,000	\$1.00	\$1.00	\$1.00	\$1.00
		21410	BERGEN	NHP-D00S (642)	40,000	\$1.00	\$1.00	\$1.00	\$1.00

HISTORICAL BID PRICE LISTING
 BY REGION

REGION: N

PAY ITEM	CALENDAR QUARTER	CONTRACT NUMBER	COUNTY LOCATION	PROJECT DESCRIPTION	BID QUANTITY	AWARD PRICE	SECOND BIDDER	THIRD BIDDER	ESTIMATE
BRIDGE DECK POWER WASHING / SY	2023Q1	21410	BERGEN	NHP-D00S (642)	149,465	\$7.00	\$2.80	\$5.50	\$8.00

HISTORICAL BID PRICE LISTING
 BY REGION

REGION: N

PAY ITEM	CALENDAR QUARTER	CONTRACT NUMBER	COUNTY LOCATION	PROJECT DESCRIPTION	BID QUANTITY	AWARD PRICE	SECOND BIDDER	THIRD BIDDER	ESTIMATE
RESET SIGNS / U									
MMD036M	2023Q1	23402	MORRIS	STATE	4	\$150.00	\$220.00	\$275.00	\$480.00
		23403	HUDSON	STATE	5	\$225.00	\$215.00	\$220.00	\$455.00
		23401	SUSSEX	STATE	10	\$165.00	\$170.00	\$225.00	\$450.00

HISTORICAL BID PRICE LISTING
BY REGION

REGION: N

PAY ITEM	CALENDAR QUARTER	CONTRACT NUMBER	COUNTY LOCATION	PROJECT DESCRIPTION	BID QUANTITY	AWARD PRICE	SECOND BIDDER	THIRD BIDDER	ESTIMATE

CONDUIT CLEARING / LF									
MME002M	2023Q1	23443	MORRIS	100% STATE	12	\$10	\$2,127		\$90.00

FOUNDATION REMOVAL, ELECTRICAL / U									
MME008M	2023Q1	23441	BERGEN	100% STATE	200	\$350.00	\$600.00		\$400.00

TRANSITE JUNCTION BOX REMOVAL / U									
MME009M	2023Q1	23441	BERGEN	100% STATE	60	\$400.00	\$900.00		\$500.00

TROUBLESHOOTING / MH									
MME010M	2023Q1	23443	MORRIS	100% STATE	300	\$240	\$1,648		\$185.00

BASE DOOR, TYPE T/C / U									
MME011M	2023Q1	23443	MORRIS	100% STATE	5	\$90.00	\$431.00		\$100.00

BASE DOOR, TYPE K / U									
MME012M	2023Q1	23443	MORRIS	100% STATE	5	\$95.00	\$447.00		\$95.00

BASE DOOR, TYPE P / U									
MME013M	2023Q1	23443	MORRIS	100% STATE	2	\$85.00	\$414.00		\$90.00

PEDESTRIAN LED INSTALLATION / U									
MME015M	2023Q1	23443	MORRIS	100% STATE	2	\$335.00	\$927.00		\$275.00

HIGHWAY LIGHTING RELAMPING / U									
MME024M	2023Q1	23443	MORRIS	100% STATE	25	\$150.00	\$544.00		\$175.00

HISTORICAL BID PRICE LISTING
BY REGION

REGION: N

PAY ITEM	CALENDAR QUARTER	CONTRACT NUMBER	COUNTY LOCATION	PROJECT DESCRIPTION	BID QUANTITY	AWARD PRICE	SECOND BIDDER	THIRD BIDDER	ESTIMATE

BASE DOOR, TYPE L / U									
MME026M	2023Q1	23443	MORRIS	100% STATE	5	\$60.00	\$414.00		\$75.00

PEC REPLACEMENT / U									
MME027M	2023Q1	23443	MORRIS	100% STATE	2	\$65.00	\$672.00		\$75.00

SIGN LUMINAIRE INSTALLATION / U									
MME055M	2023Q1	23443	MORRIS	100% STATE	275	\$2,150	\$1,132		\$2,000

LED TYPE R-ARROW-R / U									
MME068M	2023Q1	23443	MORRIS	100% STATE	35	\$125.00	\$661.00		\$100.00

LED TYPE A-ARROW-R / U									
MME069M	2023Q1	23443	MORRIS	100% STATE	50	\$125.00	\$673.00		\$100.00

LED TYPE G-ARROW-R / U									
MME070M	2023Q1	23443	MORRIS	100% STATE	50	\$125.00	\$673.00		\$100.00

LED TYPE A/G-ARROW-R / U									
MME071M	2023Q1	23443	MORRIS	100% STATE	50	\$150.00	\$878.00		\$175.00

TRAFFIC DIRECTORS / MH									
MME084M	2023Q1	23441	BERGEN	100% STATE	140	\$100.00	\$180.00		\$85.00

VISOR REPLACEMENT / U									
MME085M	2023Q1	23443	MORRIS	100% STATE	3	\$55.00	\$300.00		\$60.00

HISTORICAL BID PRICE LISTING
 BY REGION

REGION: N

PAY ITEM	CALENDAR QUARTER	CONTRACT NUMBER	COUNTY LOCATION	PROJECT DESCRIPTION	BID QUANTITY	AWARD PRICE	SECOND BIDDER	THIRD BIDDER	ESTIMATE
ROADWAY JUNCTION BOX / U									
MME090M	2023Q1	23441	BERGEN	100% STATE	1	\$1,500	\$2,500		\$1,200
LED TYPE 12 RAG / U									
MME091M	2023Q1	23443	MORRIS	100% STATE	175	\$450	\$1,636		\$300.00
LED TYPE 8 RAG / U									
MME092M	2023Q1	23443	MORRIS	100% STATE	125	\$400	\$1,611		\$275.00

HISTORICAL BID PRICE LISTING
BY REGION

REGION: N

PAY ITEM	CALENDAR QUARTER	CONTRACT NUMBER	COUNTY LOCATION	PROJECT DESCRIPTION	BID QUANTITY	AWARD PRICE	SECOND BIDDER	THIRD BIDDER	ESTIMATE
TOWER LUMINAIRE INSTALLATION / U									
MME101M	2023Q1	23443	MORRIS	100% STATE	2	\$3,000	\$6,889		\$1,000
LIGHTING ASSEMBLIES INSTALLATION / U									
MME102M	2023Q1	23443	MORRIS	100% STATE	25	\$365	\$1,337		\$375.00
FUSE KITS / U									
MME108M	2023Q1	23443	MORRIS	100% STATE	74	\$50.00	\$681.00		\$75.00
FOUNDATION, TYPE PBI / U									
MME122M	2022Q4	22148	PASSAIC	NHFP-HWY-0046 (356)	1	\$2,800	\$10,000	\$4,550	\$380.00
	2023Q1	23441	BERGEN	100% STATE	5	\$750.00	\$860.00		\$400.00
ADA Push Button Installation / U									
MME139M	2023Q1	23443	MORRIS	100% STATE	15	\$200.00	\$927.00		\$225.00
RADAR DETECTION SYSTEM, 1 RADAR / U									
MME143M	2023Q1	23403	HUDSON	STATE	1	\$11,440	\$14,500	\$11,980	\$15,000
RADAR DETECTION SYSTEM, 2 RADAR / U									
MME144M	2023Q1	23403	HUDSON	STATE	1	\$20,980	\$25,500	\$21,980	\$20,000
		23402	MORRIS	STATE	2	\$20,980	\$21,980	\$25,624	\$20,000
		23401	SUSSEX	STATE	5	\$21,980	\$24,725	\$20,980	\$20,000
RADAR DETECTION SYSTEM, 3 RADAR / U									
MME145M	2023Q1	23401	SUSSEX	STATE	2	\$32,970	\$36,500	\$31,470	\$25,000

HISTORICAL BID PRICE LISTING
 BY REGION

REGION: N

PAY ITEM	CALENDAR QUARTER	CONTRACT NUMBER	COUNTY LOCATION	PROJECT DESCRIPTION	BID QUANTITY	AWARD PRICE	SECOND BIDDER	THIRD BIDDER	ESTIMATE

RADAR DETECTION SYSTEM, 3 RADAR / U									
MME145M	(cont)	23403	HUDSON	STATE	2	\$31,470	\$35,000	\$32,970	\$25,000

RADAR DETECTION SYSTEM, 4 RADAR / U									
MME146M	2023Q1	23402	MORRIS	STATE	1	\$41,060	\$42,970	\$44,513	\$30,000

RADAR DETECTION SYSTEM, 5 RADAR / U									
MME147M	2023Q1	23402	MORRIS	STATE	1	\$50,550	\$52,965	\$54,923	\$35,000

POLE BRIDGE REPLACEMENT / EACH									
MME149M	2023Q1	23443	MORRIS	100% STATE	20	\$3,000	\$3,739		\$2,500

HISTORICAL BID PRICE LISTING
BY REGION

REGION: N

PAY ITEM	CALENDAR QUARTER	CONTRACT NUMBER	COUNTY LOCATION	PROJECT DESCRIPTION	BID QUANTITY	AWARD PRICE	SECOND BIDDER	THIRD BIDDER	ESTIMATE

TRAFFIC CONTROL TRUCK WITH MOUNTED CRASH / DAY									
MMG008M	2023Q1	23402	MORRIS	STATE	500	\$1.00	\$0.10	\$1.00	\$200.00
		23403	HUDSON	STATE	500	\$1.00	\$1.00	\$1.00	\$200.00

E-Z PASS / DOLL									
MMG009M	2023Q1	22450	MORRIS	NHP-0040 (314)	802	\$1.00	\$1.00	\$1.00	\$1.00
		21410	BERGEN	NHP-D00S (642)	2,450	\$1.00	\$1.00	\$1.00	\$1.00

TELEPHONE SERVICE / DOLL									
MMG010M	2022Q4	23428	SUSSEX	N/A	1,000	\$1.00	\$1.00	\$1.00	\$1.00
		23431	UNION	N/A	1,500	\$1.00	\$1.00	\$1.00	\$1.00
		23434	UNION	N/A	2,000	\$1.00	\$1.00	\$1.00	\$1.00
		23422	UNION	N/A	3,000	\$1.00	\$1.00	\$1.00	\$1.00
		23425	UNION	N/A	3,000	\$1.00	\$1.00	\$1.00	\$1.00
	2023Q1	23445	MORRIS	N/A	3,000	\$1.00	\$1.00		\$1.00

FIELD OFFICE EQUIPMENT / DOLL									
MMG018M	2023Q1	23445	MORRIS	N/A	2,500	\$1.00	\$1.00		\$1.00
		23448	MORRIS	N/A	2,500	\$1.00	\$1.00		\$1.00

OVERTIME DIFFERENTIAL (OD) / DOLL									
MMG025M	2022Q4	23428	SUSSEX	N/A	20,000	\$1.00	\$1.00	\$1.00	\$1.00
		23434	UNION	N/A	50,000	\$1.00	\$1.00	\$1.00	\$1.00
		23431	UNION	N/A	75,000	\$1.00	\$1.00	\$1.00	\$1.00
		23422	UNION	N/A	125,000	\$1.00	\$1.00	\$1.00	\$1.00
		23425	UNION	N/A	150,000	\$1.00	\$1.00	\$1.00	\$1.00
	2023Q2	23468	MORRIS	STATE	25,000	\$1.00	\$1.00	\$1.00	\$1.00

DISPOSAL OF REGULATED MATERIAL / DOLL									
MMG027M	2022Q4	23428	SUSSEX	N/A	3,000	\$1.00	\$1.00	\$1.00	\$1.00

HISTORICAL BID PRICE LISTING
BY REGION

REGION: N

PAY ITEM	CALENDAR QUARTER	CONTRACT NUMBER	COUNTY LOCATION	PROJECT DESCRIPTION	BID QUANTITY	AWARD PRICE	SECOND BIDDER	THIRD BIDDER	ESTIMATE
DISPOSAL OF REGULATED MATERIAL / DOLL									
MMG027M	(cont)	23422	UNION	N/A	20,000	\$1.00	\$1.00	\$1.00	\$1.00
		23425	UNION	N/A	20,000	\$1.00	\$1.00	\$1.00	\$1.00
		23431	UNION	N/A	100,000	\$1.00	\$1.00	\$1.00	\$1.00
		23434	UNION	N/A	100,000	\$1.00	\$1.00	\$1.00	\$1.00

STEEL POST FOR END TREATMENT / U									
MMG030M	2023Q1	23445	MORRIS	N/A	30	\$75.00	\$850.00		\$100.00

ATTACHMENT TO STRUCTURE / LF									
MMG032M	2023Q1	23445	MORRIS	N/A	50	\$1.00	\$45.00		\$200.00
		23445	MORRIS	N/A	100	\$200.00	\$250.00		\$200.00

ATTACHMENT TO STRUCTURE / U									
MMG033M	2023Q1	23445	MORRIS	N/A	50	\$1.00	\$235.00		\$150.00

RIPRAP STONE SLOPE PROTECTION / T									
MMG036M	2023Q1	23403	HUDSON	STATE	25	\$125.00	\$250.00	\$175.00	\$102.50
		23402	MORRIS	STATE	50	\$1.00	\$0.10	\$1.00	\$55.00
		23403	HUDSON	STATE	50	\$1.00	\$1.00	\$5.00	\$55.00

SCOOP TUNNEL VISOR / U									
MMG055M	2023Q1	23443	MORRIS	100% STATE	10	\$75.00	\$263.00		\$75.00

CRANE / MH									
MMG056M	2023Q1	23443	MORRIS	100% STATE	25	\$500	\$1,279		\$450.00

DISPOSAL OF REGULATED MATERIAL HAZARDOUS / DOLL									
MMG064M	2022Q4	23428	SUSSEX	N/A	3,000	\$1.00	\$1.00	\$1.00	\$1.00

HISTORICAL BID PRICE LISTING
 BY REGION

REGION: N

PAY ITEM	CALENDAR QUARTER	CONTRACT NUMBER	COUNTY LOCATION	PROJECT DESCRIPTION	BID QUANTITY	AWARD PRICE	SECOND BIDDER	THIRD BIDDER	ESTIMATE
		23422	UNION	N/A	20,000	\$1.00	\$1.00	\$1.00	\$1.00
DISPOSAL OF REGULATED MATERIAL HAZARDOUS / DOLL									
MMG064M	(cont)	23425	UNION	N/A	50,000	\$1.00	\$1.00	\$1.00	\$1.00
		23431	UNION	N/A	50,000	\$1.00	\$1.00	\$1.00	\$1.00
		23434	UNION	N/A	100,000	\$1.00	\$1.00	\$1.00	\$1.00

TRAFFIC CONTROL TRUCK MOUNTED CRASH CUSH / LS									
MMG099M	2023Q2	23418	MORRIS	CRRSAA-FLEX-D00S (633	1	\$64,264	\$14,500	\$250,000	\$15,000

HISTORICAL BID PRICE LISTING
 BY REGION

REGION: N

PAY ITEM	CALENDAR QUARTER	CONTRACT NUMBER	COUNTY LOCATION	PROJECT DESCRIPTION	BID QUANTITY	AWARD PRICE	SECOND BIDDER	THIRD BIDDER	ESTIMATE
LIGHTING CABINET REBUILD / U									
MMG100M	2023Q1	23443	MORRIS	100% STATE	18	\$4,140	\$24,731		\$1,800
LUMINAIRE MOUNTING PLATE / U									
MMG101M	2023Q1	23443	MORRIS	100% STATE	50	\$235	\$4,330		\$95.00

HISTORICAL BID PRICE LISTING
BY REGION

REGION: N

PAY ITEM	CALENDAR QUARTER	CONTRACT NUMBER	COUNTY LOCATION	PROJECT DESCRIPTION	BID QUANTITY	AWARD PRICE	SECOND BIDDER	THIRD BIDDER	ESTIMATE

CONSTRUCTION LAYOUT / DAY									
MMR001M	2023Q1	23402	MORRIS	STATE	20	\$1.00	\$1.00	\$1.00	\$1,650
		23403	HUDSON	STATE	20	\$1.00	\$1.00	\$200.00	\$1,650

MOBILIZATION / U									
MMR004M	2023Q1	23448	MORRIS	N/A	15	\$3,000	\$3,000		\$3,000

SPECIAL MOBILIZATION / U									
MMR005M	2023Q1	23448	MORRIS	N/A	4	\$1,500	\$1,500		\$1,500
		23445	MORRIS	N/A	55	\$2,000	\$2,000		\$2,000

EMERGENCY MOBILIZATION / U									
MMR006M	2023Q1	23448	MORRIS	N/A	1	\$2,500	\$2,500		\$2,500
		23402	MORRIS	STATE	3	\$10,000	\$10,000	\$10,000	\$10,000
		23403	HUDSON	STATE	3	\$10,000	\$10,000	\$10,000	\$10,000
		23445	MORRIS	N/A	25	\$5,000	\$5,000		\$5,000

ATTACHMENT TO STRUCTURE, TYPE A / U									
MMR047M	2023Q1	23445	MORRIS	N/A	20	\$2,400	\$4,500		\$750.00

ATTACHMENT TO STRUCTURE, TYPE B / U									
MMR048M	2023Q1	23445	MORRIS	N/A	20	\$350	\$1,200		\$500.00

BUFFER END PIECES FOR END TREATMENTS / U									
MMR055M	2023Q1	23445	MORRIS	N/A	15	\$100.00	\$250.00		\$250.00

WOODEN POSTS FOR END TREATMENTS / U									
MMR056M	2023Q1	23445	MORRIS	N/A	15	\$75.00	\$750.00		\$75.00

HISTORICAL BID PRICE LISTING
BY REGION

REGION: N

PAY ITEM	CALENDAR QUARTER	CONTRACT NUMBER	COUNTY LOCATION	PROJECT DESCRIPTION	BID QUANTITY	AWARD PRICE	SECOND BIDDER	THIRD BIDDER	ESTIMATE
RAIL ELEMENTS FOR END TREATMENTS / U									
MMR057M	2023Q1	23445	MORRIS	N/A	15	\$250	\$2,500		\$500.00
REFLECTIVE SHEETING FOR END TREATMENTS / SF									
MMR058M	2023Q1	23445	MORRIS	N/A	50	\$1.00	\$20.00		\$20.00
FLASHING ARROW BOARD, 4' X 8' / DAY									
MMR060M	2023Q1	23402	MORRIS	STATE	100	\$1.00	\$1.00	\$1.00	\$50.00
		23403	HUDSON	STATE	100	\$1.00	\$1.00	\$1.00	\$50.00
PORTABLE VARIABLE MESSAGE SIGN / DAY									
MMR061M	2023Q1	23402	MORRIS	STATE	140	\$1.00	\$1.00	\$1.00	\$100.00
		23403	HUDSON	STATE	140	\$1.00	\$1.00	\$1.00	\$100.00
NON-VEGETATIVE SURFACE, POLYESTER MATIN / SY									
MMR073M	2023Q1	23445	MORRIS	N/A	150	\$1.00	\$125.00		\$25.00
GUIDE RAIL EXTRUDERS / U									
MMR076M	2023Q1	23445	MORRIS	N/A	15	\$500	\$2,500		\$1,250
MOBILIZATION OF MILL & HMA PAVING EQUIP. / U									
MMR077M	2023Q1	23402	MORRIS	STATE	25	\$15,000	\$15,000	\$15,000	\$15,000
		23403	HUDSON	STATE	25	\$15,000	\$15,000	\$15,000	\$15,000
CLEARING SITE / LF									
MMR080M	2023Q1	23448	MORRIS	N/A	10,000	\$0.01	\$0.05		\$0.20

HISTORICAL BID PRICE LISTING
 BY REGION

REGION: N

PAY ITEM	CALENDAR QUARTER	CONTRACT NUMBER	COUNTY LOCATION	PROJECT DESCRIPTION	BID QUANTITY	AWARD PRICE	SECOND BIDDER	THIRD BIDDER	ESTIMATE
MICROMILLING / SY									
MMR087M	2023Q1	23402	MORRIS	STATE	1,000	\$5.00	\$4.00	\$4.00	\$6.75
		23403	HUDSON	STATE	1,000	\$5.00	\$4.50	\$3.00	\$6.75

CONCRETE WASHOUT SYSTEM / U									
MMR091M	2023Q1	23402	MORRIS	STATE	2	\$2,500	\$2,500	\$2,500	\$2,500
		23403	HUDSON	STATE	2	\$2,500	\$2,500	\$2,500	\$2,500
		23402	MORRIS	STATE	10	\$1,500	\$1,500	\$1,500	\$1,500
		23403	HUDSON	STATE	10	\$1,500	\$1,500	\$1,500	\$1,500

REGRADE BERM / SY									
MMR096M	2023Q1	23403	HUDSON	STATE	200	\$3.00	\$8.00	\$5.00	\$44.80
		23401	SUSSEX	STATE	1,000	\$26.40	\$3.50	\$0.01	\$15.00
		23402	MORRIS	STATE	1,000	\$0.01	\$7.70	\$1.75	\$15.00

HISTORICAL BID PRICE LISTING
 BY REGION

REGION: N

PAY ITEM	CALENDAR QUARTER	CONTRACT NUMBER	COUNTY LOCATION	PROJECT DESCRIPTION	BID QUANTITY	AWARD PRICE	SECOND BIDDER	THIRD BIDDER	ESTIMATE
ASPHALT COLD PATCH / LB									
MMR115M	2023Q1	23445	MORRIS	N/A	500	\$1.00	\$25.00		\$2.00

HISTORICAL BID PRICE LISTING
 BY REGION

REGION: S

PAY ITEM	CALENDAR QUARTER	CONTRACT NUMBER	COUNTY LOCATION	PROJECT DESCRIPTION	BID QUANTITY	AWARD PRICE	SECOND BIDDER	THIRD BIDDER	ESTIMATE
-----	-----	-----	-----	-----	-----	-----	-----	-----	-----
FORCE ACCOUNT / DOLL									
109006M	2022Q4	23430	GLOUCESTER	N/A	250,000	\$1.00	\$1.00		\$1.00
		23424	BURLINGTON	N/A	450,000	\$1.00	\$1.00	\$1.00	\$1.00
		23427	BURLINGTON	N/A	500,000	\$1.00	\$1.00	\$1.00	\$1.00
		23433	BURLINGTON	N/A	725,000	\$1.00	\$1.00	\$1.00	\$1.00
		23436	ATLANTIC	N/A	800,000	\$1.00	\$1.00	\$1.00	\$1.00
	2023Q1	23450	CAMDEN	N/A	10,000	\$1.00	\$1.00		\$1.00
		23407	BURLINGTON	STATE	100,000	\$1.00	\$1.00	\$1.00	\$1.00
		23409	CAPE MAY	STATE	100,000	\$1.00			\$1.00
		23447	CAMDEN	N/A	280,000	\$1.00	\$1.00	\$1.00	\$1.00
	2023Q2	23467	BURLINGTON	N/A	270,000	\$1.00	\$1.00	\$1.00	\$1.00

HISTORICAL BID PRICE LISTING
BY REGION

REGION: S

PAY ITEM	CALENDAR QUARTER	CONTRACT NUMBER	COUNTY LOCATION	PROJECT DESCRIPTION	BID QUANTITY	AWARD PRICE	SECOND BIDDER	THIRD BIDDER	ESTIMATE		
PERFORMANCE BOND AND PAYMENT BOND / DOLL											
151006M	2022Q3	22138	GLOUCESTER	NHP-0322 (330)	1	\$10,500			\$20,000		
		22140	GLOUCESTER	NHP-0055 (304)	1	\$25,000	\$42,000		\$40,000		
	2022Q4	22135	CAMDEN	NHP-0130 (328)	1	\$300,000	\$600,000	\$649,234		\$400,000	
		22139	GLOUCESTER	NHP-0040 (318)	1	\$10,000	\$13,800	\$25,000		\$25,000	
		22151	ATLANTIC	NHPP-0030 (368)	1	\$15,400				\$20,000	
		22156	BURLINGTON	NHP-0009 (332)	1	\$11,600				\$20,000	
		23424	BURLINGTON	N/A	1	\$0	\$26,498	\$1		\$11,000	
		23427	BURLINGTON	N/A	1	\$24,000	\$35,000	\$1		\$7,000	
		23430	GLOUCESTER	N/A	1	\$0.01	\$1.00			\$15,000	
		23433	BURLINGTON	N/A	1	\$37,000	\$1	\$71,000		\$12,500	
		23436	ATLANTIC	N/A	1	\$0	\$35,283	\$1		\$10,000	
		23702	CAPE MAY	STATE	1	\$16,000	\$33,000	\$29,500		\$35,000	
		2023Q1	22452	GLOUCESTER	NHP-0040 (316)	1	\$59,000	\$1	\$45,000		\$25,000
			22473	CAMDEN	0676302	1	\$70,000	\$80,000	\$45,000		\$25,000
			23407	BURLINGTON	STATE	1	\$30,000	\$15,000	\$52,900		\$53,800
	23408		BURLINGTON	STATE	1	\$8,000	\$23,387	\$31,000		\$50,800	
	23409		CAPE MAY	STATE	1	\$35,000				\$55,200	
	23447		CAMDEN	N/A	1	\$23,291	\$12,000	\$30,000		\$22,800	
	23450		CAMDEN	N/A	1	\$6,969	\$10,000			\$15,000	
	2023Q2	23117	SALEM	0045146	1	\$13,100				\$20,000	
		23456	ATLANTIC	D00S (661)	1	\$15,000	\$31,000			\$15,000	
		23467	BURLINGTON	N/A	1	\$6,767	\$1	\$11,500		\$7,500	

HISTORICAL BID PRICE LISTING
BY REGION

REGION: S

PAY ITEM	CALENDAR QUARTER	CONTRACT NUMBER	COUNTY LOCATION	PROJECT DESCRIPTION	BID QUANTITY	AWARD PRICE	SECOND BIDDER	THIRD BIDDER	ESTIMATE
RAILROAD PROTECTIVE LIABILITY INSURANCE / DOLL									
152012P	2022Q4	22135	CAMDEN	NHP-0130 (328)	1	\$40,000	\$40,000	\$20,000	\$260,000
	2023Q1	22452	GLOUCESTER	NHP-0040 (316)	1	\$5,050	\$1	\$5,100	\$15,000

POLLUTION LIABILITY INSURANCE / DOLL									
152015P	2022Q3	22138	GLOUCESTER	NHP-0322 (330)	1	\$25,000			\$10,000
		22140	GLOUCESTER	NHP-0055 (304)	1	\$100	\$25,000		\$5,000
	2022Q4	22135	CAMDEN	NHP-0130 (328)	1	\$1	\$55,000	\$22,000	\$15,000
		22139	GLOUCESTER	NHP-0040 (318)	1	\$100	\$1	\$8,500	\$10,000
		22151	ATLANTIC	NHPP-0030 (368)	1	\$15,000			\$20,000
		22156	BURLINGTON	NHP-0009 (332)	1	\$2,000			\$16,000
		23424	BURLINGTON	N/A	1	\$0.01	\$1.00	\$1.00	\$5,000
		23427	BURLINGTON	N/A	1	\$12,500	\$1	\$1	\$3,000
		23430	GLOUCESTER	N/A	1	\$0.01	\$1.00		\$6,500
		23433	BURLINGTON	N/A	1	\$37,949	\$1	\$1	\$5,000
		23436	ATLANTIC	N/A	1	\$0.01	\$1.00	\$1.00	\$5,000
		23702	CAPE MAY	STATE	1	\$10,000	\$33,000	\$1	\$15,000
	2023Q1	22452	GLOUCESTER	NHP-0040 (316)	1	\$10,000	\$1	\$11,500	\$10,000
		22473	CAMDEN	0676302	1	\$20,000	\$25,000	\$3,000	\$15,000
		23407	BURLINGTON	STATE	1	\$20	\$1	\$6,000	\$8,222
		23408	BURLINGTON	STATE	1	\$1	\$11,660	\$0	\$8,222
		23409	CAPE MAY	STATE	1	\$25.00			\$8,222
		23447	CAMDEN	N/A	1	\$12,563	\$1	\$11,000	\$10,000
		23450	CAMDEN	N/A	1	\$9,500	\$20,000		\$6,000
	2023Q2	23117	SALEM	0045146	1	\$5,000			\$2,500
		23456	ATLANTIC	D00S (661)	1	\$1.00	\$1.00		\$10,000
		23467	BURLINGTON	N/A	1	\$10,000	\$1	\$5,000	\$5,000

HISTORICAL BID PRICE LISTING
BY REGION

REGION: S

PAY ITEM	CALENDAR QUARTER	CONTRACT NUMBER	COUNTY LOCATION	PROJECT DESCRIPTION	BID QUANTITY	AWARD PRICE	SECOND BIDDER	THIRD BIDDER	ESTIMATE

PROGRESS SCHEDULE / LS									
153003P	2022Q3	22138	GLOUCESTER	NHP-0322 (330)	1	\$35,000			\$6,500
	2022Q4	22135	CAMDEN	NHP-0130 (328)	1	\$5,000	\$120,000	\$28,000	\$100,000
		22139	GLOUCESTER	NHP-0040 (318)	1	\$3,000	\$5,000	\$5,000	\$15,000
		22151	ATLANTIC	NHPP-0030 (368)	1	\$38,000			\$8,000
		22156	BURLINGTON	NHP-0009 (332)	1	\$38,000			\$8,000
	2023Q2	23117	SALEM	0045146	1	\$38,000			\$6,500

PROGRESS SCHEDULE UPDATE / U									
153005M	2022Q3	22138	GLOUCESTER	NHP-0322 (330)	5	\$8,000			\$500.00
	2022Q4	22151	ATLANTIC	NHPP-0030 (368)	3	\$8,000			\$525.00
		22156	BURLINGTON	NHP-0009 (332)	4	\$8,000			\$600.00
		22139	GLOUCESTER	NHP-0040 (318)	5	\$150.00	\$500.00	\$500.00	\$525.00
		22135	CAMDEN	NHP-0130 (328)	30	\$500	\$770	\$2,500	\$500.00
	2023Q2	23117	SALEM	0045146	5	\$8,000			\$8,000

BAR CHART PROGRESS SCHEDULE AND UPDATES / LS									
153009P	2022Q3	22140	GLOUCESTER	NHP-0055 (304)	1	\$200	\$50,000		\$15,000
	2022Q4	23702	CAPE MAY	STATE	1	\$3,000	\$6,500	\$25,000	\$10,000
	2023Q1	23407	BURLINGTON	STATE	1	\$100	\$500	\$7,500	\$7,696
		23408	BURLINGTON	STATE	1	\$500	\$10,000	\$5,000	\$7,696
		23409	CAPE MAY	STATE	1	\$1,000			\$7,696

TRAINEES / HOUR									
153011M	2022Q3	22140	GLOUCESTER	NHP-0055 (304)	1,480	\$0.01	\$126.00		\$1.00
	2022Q4	22139	GLOUCESTER	NHP-0040 (318)	900	\$0.01	\$0.01	\$0.01	\$1.00

HISTORICAL BID PRICE LISTING
 BY REGION

REGION: S

PAY ITEM -----	CALENDAR QUARTER -----	CONTRACT NUMBER -----	COUNTY LOCATION -----	PROJECT DESCRIPTION -----	BID QUANTITY -----	AWARD PRICE -----	SECOND BIDDER -----	THIRD BIDDER -----	ESTIMATE -----
TRAINees / HOUR									
153011M	(cont)	22156	BURLINGTON	NHP-0009 (332)	1,480	\$110.00			\$1.00
		22135	CAMDEN	NHP-0130 (328)	6,800	\$0.01	\$0.01	\$10.00	\$1.00
	2023Q1	22452	GLOUCESTER	NHP-0040 (316)	440	\$1.00	\$1.00	\$1.00	\$1.00

HISTORICAL BID PRICE LISTING
BY REGION

REGION: S

PAY ITEM	CALENDAR QUARTER	CONTRACT NUMBER	COUNTY LOCATION	PROJECT DESCRIPTION	BID QUANTITY	AWARD PRICE	SECOND BIDDER	THIRD BIDDER	ESTIMATE
MOBILIZATION / LS									
154003P	2022Q3	22138	GLOUCESTER	NHP-0322 (330)	1	\$167,000			\$165,000
		22140	GLOUCESTER	NHP-0055 (304)	1	\$770,000	\$1,640,000		\$658,456
	2022Q4	22135	CAMDEN	NHP-0130 (328)	1	\$5,200,000	\$7,470,000	\$7,687,051	\$7,700,000
		22139	GLOUCESTER	NHP-0040 (318)	1	\$220,000	\$211,200	\$545,000	\$282,300
		22151	ATLANTIC	NHPP-0030 (368)	1	\$255,100			\$328,000
		22156	BURLINGTON	NHP-0009 (332)	1	\$186,000			\$250,000
		23702	CAPE MAY	STATE	1	\$1,096,554	\$1,500,000	\$1,222,635	\$1,100,000
	2023Q1	22452	GLOUCESTER	NHP-0040 (316)	1	\$872,000	\$1,688,664	\$4,911,000	\$300,000
		22473	CAMDEN	0676302	1	\$400,000	\$635,000	\$700,000	\$1,250,000
		23407	BURLINGTON	STATE	1	\$45,000	\$789,160	\$980,000	\$100,000
		23408	BURLINGTON	STATE	1	\$567,103	\$646,109	\$619,000	\$100,000
		23409	CAPE MAY	STATE	1	\$995,000			\$100,000
		23447	CAMDEN	N/A	1	\$5,452	\$260,000	\$160,000	\$249,900
	2023Q2	23117	SALEM	0045146	1	\$244,000			\$163,000

HISTORICAL BID PRICE LISTING
BY REGION

REGION: S

PAY ITEM	CALENDAR QUARTER	CONTRACT NUMBER	COUNTY LOCATION	PROJECT DESCRIPTION	BID QUANTITY	AWARD PRICE	SECOND BIDDER	THIRD BIDDER	ESTIMATE
FIELD OFFICE TYPE A SET UP / U									
155003M	2022Q4	23702	CAPE MAY	STATE	1	\$25,000	\$20,000	\$15,000	\$27,000
FIELD OFFICE TYPE B SET UP / U									
155006M	2023Q1	23407	BURLINGTON	STATE	1	\$15,000	\$15,000	\$65,963	\$32,217
		23408	BURLINGTON	STATE	1	\$25,000	\$50,000	\$18,000	\$32,217
		23409	CAPE MAY	STATE	1	\$95,000			\$32,217
FIELD OFFICE TYPE C SET UP / U									
155009M	2023Q2	23456	ATLANTIC	D00S(661)	1	\$28,758	\$35,000		\$25,000
FIELD OFFICE TYPE D SET UP / U									
155012M	2022Q3	22138	GLOUCESTER	NHP-0322(330)	1	\$45,000			\$25,000
		22140	GLOUCESTER	NHP-0055(304)	1	\$80,000	\$45,000		\$25,400
	2022Q4	22139	GLOUCESTER	NHP-0040(318)	1	\$50,000	\$16,965	\$35,000	\$40,000
	2023Q2	23117	SALEM	0045146	1	\$48,000			\$40,000
FIELD OFFICE TYPE E SET UP / U									
155015M	2022Q4	22151	ATLANTIC	NHPP-0030(368)	1	\$45,000			\$70,000
		22156	BURLINGTON	NHP-0009(332)	1	\$45,000			\$43,000
	2023Q1	22452	GLOUCESTER	NHP-0040(316)	1	\$33,263	\$150,000	\$200,000	\$50,000
		22473	CAMDEN	0676302	1	\$20,000	\$25,000	\$65,000	\$50,000
FIELD OFFICE TYPE F SET UP / U									
155018M	2022Q4	22135	CAMDEN	NHP-0130(328)	1	\$40,000	\$370,000	\$85,000	\$35,000
FIELD OFFICE TYPE A MAINTENANCE / MO									
155021M	2022Q4	23702	CAPE MAY	STATE	6	\$2,000	\$2,500	\$3,500	\$3,500

HISTORICAL BID PRICE LISTING
BY REGION

REGION: S

PAY ITEM	CALENDAR QUARTER	CONTRACT NUMBER	COUNTY LOCATION	PROJECT DESCRIPTION	BID QUANTITY	AWARD PRICE	SECOND BIDDER	THIRD BIDDER	ESTIMATE

FIELD OFFICE TYPE B MAINTENANCE / MO									
155024M	2023Q1	23408	BURLINGTON	STATE	8	\$3,100	\$3,700	\$5,800	\$3,574
		23407	BURLINGTON	STATE	12	\$1,500	\$2,500	\$2,500	\$3,574
		23409	CAPE MAY	STATE	15	\$2,500			\$3,574

FIELD OFFICE TYPE C MAINTENANCE / MO									
155027M	2023Q2	23456	ATLANTIC	D00S(661)	15	\$2,800	\$3,000		\$2,500

FIELD OFFICE TYPE D MAINTENANCE / MO									
155030M	2022Q3	22138	GLOUCESTER	NHP-0322(330)	14	\$7,000			\$5,000
		22140	GLOUCESTER	NHP-0055(304)	15	\$4,000	\$7,000		\$3,977
	2022Q4	22139	GLOUCESTER	NHP-0040(318)	12	\$3,000	\$4,800	\$3,500	\$3,500
	2023Q2	23117	SALEM	0045146	17	\$8,000			\$4,200

FIELD OFFICE TYPE E MAINTENANCE / MO									
155033M	2022Q4	22151	ATLANTIC	NHPP-0030(368)	9	\$8,000			\$4,500
		22156	BURLINGTON	NHP-0009(332)	11	\$7,000			\$5,000
	2023Q1	22452	GLOUCESTER	NHP-0040(316)	15	\$3,500	\$3,000	\$6,000	\$4,000
		22473	CAMDEN	0676302	15	\$3,000	\$6,000	\$2,500	\$4,000

FIELD OFFICE TYPE F MAINTENANCE / MO									
155036M	2022Q4	22135	CAMDEN	NHP-0130(328)	63	\$6,000	\$500	\$7,400	\$3,200

HISTORICAL BID PRICE LISTING
 BY REGION

REGION: S

PAY ITEM	CALENDAR QUARTER	CONTRACT NUMBER	COUNTY LOCATION	PROJECT DESCRIPTION	BID QUANTITY	AWARD PRICE	SECOND BIDDER	THIRD BIDDER	ESTIMATE

MATERIALS FIELD LABORATORY SET-UP / U									
156003M	2022Q4	22135	CAMDEN	NHP-0130 (328)	1	\$22,000	\$5,000	\$76,000	\$3,500

MATERIALS FIELD LABORATORY MAINTENANCE / MO									
156006M	2022Q4	22135	CAMDEN	NHP-0130 (328)	61	\$4,200	\$75	\$7,200	\$500.00

NUCLEAR DENSITY GAUGE / U									
156015M	2022Q4	22135	CAMDEN	NHP-0130 (328)	1	\$100	\$10,000	\$35,000	\$4,000
		22139	GLOUCESTER	NHP-0040 (318)	1	\$100	\$10,000	\$6,500	\$3,590

HISTORICAL BID PRICE LISTING
BY REGION

REGION: S

PAY ITEM	CALENDAR QUARTER	CONTRACT NUMBER	COUNTY LOCATION	PROJECT DESCRIPTION	BID QUANTITY	AWARD PRICE	SECOND BIDDER	THIRD BIDDER	ESTIMATE

CONSTRUCTION LAYOUT / DOLL									
157004M	2022Q3	22138	GLOUCESTER	NHP-0322 (330)	1	\$38,000			\$40,000
		22140	GLOUCESTER	NHP-0055 (304)	1	\$100,000	\$60,000		\$75,000
	2022Q4	22135	CAMDEN	NHP-0130 (328)	1	\$400,000	\$275,000	\$2,335,000	\$850,000
		22139	GLOUCESTER	NHP-0040 (318)	1	\$1,000	\$10,000	\$25,000	\$75,000
		22151	ATLANTIC	NHPP-0030 (368)	1	\$38,000			\$65,000
		22156	BURLINGTON	NHP-0009 (332)	1	\$38,000			\$65,000
		23702	CAPE MAY	STATE	1	\$5,000	\$15,000	\$10,000	\$42,000
	2023Q1	23407	BURLINGTON	STATE	1	\$100	\$500	\$5,000	\$114,920
		23408	BURLINGTON	STATE	1	\$2,500	\$6,000	\$21,000	\$114,920
		23409	CAPE MAY	STATE	1	\$500.00			\$114,920
	2023Q2	23117	SALEM	0045146	1	\$38,000			\$40,000

MONUMENT / U									
157006M	2022Q4	22135	CAMDEN	NHP-0130 (328)	4	\$1,100	\$500	\$1,500	\$1,500
		22139	GLOUCESTER	NHP-0040 (318)	4	\$1,000	\$850	\$300	\$500.00

MONUMENT BOX / U									
157009M	2022Q4	22135	CAMDEN	NHP-0130 (328)	4	\$900	\$1,550	\$1,750	\$1,100

HISTORICAL BID PRICE LISTING
BY REGION

REGION: S

PAY ITEM	CALENDAR QUARTER	CONTRACT NUMBER	COUNTY LOCATION	PROJECT DESCRIPTION	BID QUANTITY	AWARD PRICE	SECOND BIDDER	THIRD BIDDER	ESTIMATE
SILT FENCE / LF									
158006M	2022Q3	22140	GLOUCESTER	NHP-0055 (304)	500	\$1.00	\$49.35		\$2.50
		22138	GLOUCESTER	NHP-0322 (330)	1,100	\$35.33			\$4.00
	2022Q4	22151	ATLANTIC	NHPP-0030 (368)	1,500	\$40.07	\$12.00	\$6.00	\$3.00
		22135	CAMDEN	NHP-0130 (328)	2,613	\$4.25			\$4.00
		22139	GLOUCESTER	NHP-0040 (318)	2,698	\$0.25			\$3.85
	2023Q1	23407	BURLINGTON	STATE	500	\$0.01	\$0.01	\$0.01	\$1.63
		23409	CAPE MAY	STATE	500	\$0.01			\$1.69
	2023Q2	23117	SALEM	0045146	100	\$53.80			\$10.00

HEAVY DUTY SILT FENCE, ORANGE / LF									
158009M	2022Q4	22156	BURLINGTON	NHP-0009 (332)	1,040	\$50.46	\$14.00	\$9.00	\$11.00
		22135	CAMDEN	NHP-0130 (328)	3,380	\$7.25			\$8.00

HAYBALE / U									
158015M	2022Q4	22139	GLOUCESTER	NHP-0040 (318)	25	\$50.00	\$42.00	\$20.00	\$35.00
		22156	BURLINGTON	NHP-0009 (332)	25	\$210.00			\$40.00
		22135	CAMDEN	NHP-0130 (328)	50	\$40.00			\$10.00

HAYBALE CHECK DAM WITH TEMPORARY STONE O / LF									
158018M	2022Q4	22135	CAMDEN	NHP-0130 (328)	144	\$150.00	\$65.00	\$60.00	\$46.00

TEMPORARY STONE CHECK DAM / CY									
158021M	2022Q4	22135	CAMDEN	NHP-0130 (328)	12	\$225.00	\$650.00	\$450.00	\$180.00

INLET FILTER TYPE 2, 2' X 4' / U									
158030M	2022Q3	22138	GLOUCESTER	NHP-0322 (330)	10	\$390.00			\$155.00

HISTORICAL BID PRICE LISTING
BY REGION

REGION: S

PAY ITEM	CALENDAR QUARTER	CONTRACT NUMBER	COUNTY LOCATION	PROJECT DESCRIPTION	BID QUANTITY	AWARD PRICE	SECOND BIDDER	THIRD BIDDER	ESTIMATE

INLET FILTER TYPE 2, 2' X 4' / U									
158030M	(cont)	22140	GLOUCESTER	NHP-0055 (304)	15	\$125.00	\$420.00		\$175.00
	2022Q4	22151	ATLANTIC	NHPP-0030 (368)	14	\$460.43			\$83.00
		22135	CAMDEN	NHP-0130 (328)	87	\$1.00	\$225.00	\$225.00	\$130.00
	2023Q1	23407	BURLINGTON	STATE	28	\$15.00	\$50.00	\$70.00	\$146.06
		23409	CAPE MAY	STATE	53	\$10.00			\$149.55
		23408	BURLINGTON	STATE	133	\$0.01	\$50.00	\$239.00	\$146.06
	2023Q2	23117	SALEM	0045146	7	\$808.50			\$130.00

INLET FILTER TYPE 2, 4' X 4' / U									
158033M	2022Q3	22140	GLOUCESTER	NHP-0055 (304)	50	\$175.00	\$510.00		\$200.00
	2022Q4	22139	GLOUCESTER	NHP-0040 (318)	10	\$150.00	\$146.00	\$150.00	\$160.00
	2023Q1	23409	CAPE MAY	STATE	17	\$15.00			\$183.55
		23408	BURLINGTON	STATE	18	\$0.01	\$100.00	\$239.00	\$183.55
		23407	BURLINGTON	STATE	71	\$20.00	\$75.00	\$100.00	\$183.55
	2023Q2	23117	SALEM	0045146	5	\$969.75			\$202.00

FLOATING TURBIDITY BARRIER, TYPE 1 / LF									
158042M	2022Q4	22135	CAMDEN	NHP-0130 (328)	858	\$35.00	\$35.00	\$65.00	\$36.00

GEOMEMBRANE / SY									
158050M	2022Q4	22135	CAMDEN	NHP-0130 (328)	7,535	\$95.00	\$100.00	\$265.00	\$25.00

SEDIMENT CONTROL TANK / U									
158057M	2022Q4	22135	CAMDEN	NHP-0130 (328)	1	\$25,000	\$2,500	\$26,000	\$2,000

HISTORICAL BID PRICE LISTING
BY REGION

REGION: S

PAY ITEM	CALENDAR QUARTER	CONTRACT NUMBER	COUNTY LOCATION	PROJECT DESCRIPTION	BID QUANTITY	AWARD PRICE	SECOND BIDDER	THIRD BIDDER	ESTIMATE

CONSTRUCTION DRIVEWAY / T									
158060M	2022Q4	22139	GLOUCESTER	NHP-0040 (318)	134	\$1.00	\$51.00	\$30.00	\$67.00
		22135	CAMDEN	NHP-0130 (328)	400	\$40.00	\$73.00	\$108.00	\$50.00

CONCRETE WASHOUT SYSTEM / LS									
158063P	2022Q3	22140	GLOUCESTER	NHP-0055 (304)	1	\$500	\$5,000		\$9,500
	2022Q4	22135	CAMDEN	NHP-0130 (328)	1	\$5,000	\$10,000	\$65,000	\$7,000
		22139	GLOUCESTER	NHP-0040 (318)	1	\$5,000	\$2,500	\$2,500	\$10,000
	2023Q1	23407	BURLINGTON	STATE	1	\$15,000	\$500	\$500	\$5,000
		23408	BURLINGTON	STATE	1	\$0	\$2,850	\$2,500	\$5,000
		23409	CAPE MAY	STATE	1	\$95,000			\$5,000

ABSORBENT BOOM / LF									
158066M	2023Q2	23456	ATLANTIC	D00S (661)	200	\$1.00	\$1.00		\$23.00

OIL ONLY EMERGENCY SPILL KIT, TYPE 1 / U									
158072M	2022Q3	22138	GLOUCESTER	NHP-0322 (330)	1	\$2,000			\$650.00
		22140	GLOUCESTER	NHP-0055 (304)	2	\$250	\$2,500		\$250.00
	2022Q4	22139	GLOUCESTER	NHP-0040 (318)	2	\$200	\$1,130	\$0	\$670.00
		22156	BURLINGTON	NHP-0009 (332)	2	\$2,000			\$850.00
		23702	CAPE MAY	STATE	2	\$500	\$1,500	\$7,500	\$2,700
		22151	ATLANTIC	NHPP-0030 (368)	4	\$2,500			\$560.00
		22135	CAMDEN	NHP-0130 (328)	5	\$100	\$1,350	\$1,600	\$700.00
	2023Q1	23447	CAMDEN	N/A	1	\$1	\$3,000	\$1	\$500.00
		23450	CAMDEN	N/A	1	\$1,000	\$2,000		\$1,500
		23407	BURLINGTON	STATE	2	\$10.00	\$0.01	\$1.00	\$785.00
		23407	BURLINGTON	STATE	2	\$0.01	\$0.01	\$0.01	\$785.00
		23408	BURLINGTON	STATE	2	\$0	\$500	\$1,060	\$785.00
		23409	CAPE MAY	STATE	2	\$10,000			\$785.01

HISTORICAL BID PRICE LISTING
 BY REGION

REGION: S

PAY ITEM	CALENDAR QUARTER	CONTRACT NUMBER	COUNTY LOCATION	PROJECT DESCRIPTION	BID QUANTITY	AWARD PRICE	SECOND BIDDER	THIRD BIDDER	ESTIMATE
OIL ONLY EMERGENCY SPILL KIT, TYPE 1 / U									
158072M	(cont)	23409	CAPE MAY	STATE	2	\$100.00			\$785.00
	2023Q2	23117	SALEM	0045146	2	\$2,500			\$950.00

EROSION CONTROL SEDIMENT REMOVAL / CY									
158084M	2022Q4	22139	GLOUCESTER	NHP-0040 (318)	20	\$1.00	\$32.00	\$0.01	\$50.00
		22151	ATLANTIC	NHPP-0030 (368)	20	\$300.00			\$12.00
		22135	CAMDEN	NHP-0130 (328)	2,040	\$1.00	\$0.10	\$48.00	\$25.00
	2023Q2	23117	SALEM	0045146	10	\$531.75			\$5.00

BASIN SAND LAYER / CY									
158095M	2022Q4	22135	CAMDEN	NHP-0130 (328)	2,216	\$65.00	\$120.00	\$85.00	\$40.00

HISTORICAL BID PRICE LISTING
BY REGION

REGION: S

PAY ITEM	CALENDAR QUARTER	CONTRACT NUMBER	COUNTY LOCATION	PROJECT DESCRIPTION	BID QUANTITY	AWARD PRICE	SECOND BIDDER	THIRD BIDDER	ESTIMATE

BREAKAWAY BARRICADE / U									
159003M	2022Q3	22140	GLOUCESTER	NHP-0055 (304)	50	\$0.01	\$100.00		\$55.00
		22138	GLOUCESTER	NHP-0322 (330)	65	\$1.00			\$40.00
	2022Q4	22139	GLOUCESTER	NHP-0040 (318)	55	\$0.01	\$0.01	\$0.01	\$40.00
		22135	CAMDEN	NHP-0130 (328)	100	\$0.01	\$165.00	\$165.00	\$50.00
		22151	ATLANTIC	NHPP-0030 (368)	100	\$1.00			\$20.00
		22156	BURLINGTON	NHP-0009 (332)	100	\$1.00			\$65.00
		23407	BURLINGTON	STATE		100	\$0.01	\$0.01	\$0.01
	2023Q1	23409	CAPE MAY	STATE	100	\$0.01			\$49.74
		22452	GLOUCESTER	NHP-0040 (316)	104	\$1.00	\$1.00	\$100.00	\$50.00
		22473	CAMDEN	0676302	104	\$50.00	\$20.00	\$50.00	\$65.00
		23407	BURLINGTON	STATE	250	\$0.01	\$0.01	\$0.01	\$49.74
		23408	BURLINGTON	STATE	250	\$0.01	\$1.00	\$0.01	\$49.74
		23409	CAPE MAY	STATE	250	\$0.01			\$49.74
		23117	SALEM	0045146	40	\$1.00			\$80.00
23456	ATLANTIC	D00S (661)	125	\$1.00	\$46.41		\$40.00		

DRUM / U									
159006M	2022Q3	22140	GLOUCESTER	NHP-0055 (304)	150	\$0.01	\$100.00		\$40.00
		22138	GLOUCESTER	NHP-0322 (330)	200	\$1.00			\$20.00
	2022Q4	22156	BURLINGTON	NHP-0009 (332)	100	\$1.00			\$50.00
		22139	GLOUCESTER	NHP-0040 (318)	209	\$0.01	\$0.01	\$0.01	\$50.00
		22135	CAMDEN	NHP-0130 (328)	500	\$0.01	\$70.00	\$95.00	\$30.00
		22151	ATLANTIC	NHPP-0030 (368)	600	\$75.00			\$1.00
	2023Q1	23407	BURLINGTON	STATE	50	\$0.01	\$0.01	\$0.01	\$23.43
		23409	CAPE MAY	STATE	50	\$0.01			\$23.43
		22452	GLOUCESTER	NHP-0040 (316)	100	\$1.00	\$1.00	\$50.00	\$25.00
		23407	BURLINGTON	STATE	100	\$0.01	\$0.01	\$0.01	\$23.43
		23408	BURLINGTON	STATE	100	\$0.01	\$1.00	\$0.01	\$23.43
		23409	CAPE MAY	STATE	100	\$0.01			\$23.43
		22473	CAMDEN	0676302	400	\$10.00	\$15.00	\$20.00	\$35.00
2023Q2	23456	ATLANTIC	D00S (661)	100	\$1.00	\$0.01		\$12.50	

HISTORICAL BID PRICE LISTING
BY REGION

REGION: S

PAY ITEM	CALENDAR QUARTER	CONTRACT NUMBER	COUNTY LOCATION	PROJECT DESCRIPTION	BID QUANTITY	AWARD PRICE	SECOND BIDDER	THIRD BIDDER	ESTIMATE
DRUM / U									
159006M	(cont)	23117	SALEM	0045146	200	\$1.00			\$50.00

TRAFFIC CONE / U									
159009M	2022Q3	22138	GLOUCESTER	NHP-0322 (330)	500	\$25.00			\$10.00
		22140	GLOUCESTER	NHP-0055 (304)	500	\$0.01	\$30.00		\$13.00
	2022Q4	22139	GLOUCESTER	NHP-0040 (318)	60	\$0.01	\$0.01	\$0.01	\$20.00
		22135	CAMDEN	NHP-0130 (328)	500	\$0.01	\$24.00	\$30.00	\$30.00
		22156	BURLINGTON	NHP-0009 (332)	1,000	\$25.00			\$11.00
		22151	ATLANTIC	NHPP-0030 (368)	1,500	\$25.00			\$10.00
	2023Q1	23407	BURLINGTON	STATE	250	\$0.01	\$0.01	\$0.01	\$11.25
		23409	CAPE MAY	STATE	250	\$0.01			\$11.25
		23407	BURLINGTON	STATE	750	\$0.01	\$0.01	\$0.01	\$11.25
		23408	BURLINGTON	STATE	750	\$0.01	\$1.00	\$0.01	\$11.25
		23409	CAPE MAY	STATE	750	\$0.01			\$11.25
		22452	GLOUCESTER	NHP-0040 (316)	3,000	\$1.00	\$1.00	\$0.01	\$20.00
		22473	CAMDEN	0676302	3,000	\$10.00	\$5.00	\$2.00	\$25.00
	2023Q2	23117	SALEM	0045146	400	\$35.00			\$25.00
		23456	ATLANTIC	D00S (661)	650	\$1.00	\$1.00		\$12.50

CONSTRUCTION SIGNS / SF									
159012M	2022Q3	22138	GLOUCESTER	NHP-0322 (330)	528	\$21.60			\$20.00
		22140	GLOUCESTER	NHP-0055 (304)	1,675	\$0.01	\$21.45		\$15.00
	2022Q4	22156	BURLINGTON	NHP-0009 (332)	839	\$30.60			\$20.00
		22135	CAMDEN	NHP-0130 (328)	880	\$16.00	\$25.00	\$18.00	\$25.00
		22139	GLOUCESTER	NHP-0040 (318)	1,789	\$0.01	\$15.00	\$17.00	\$20.00
		22151	ATLANTIC	NHPP-0030 (368)	2,240	\$26.50			\$3.00
	2023Q1	22452	GLOUCESTER	NHP-0040 (316)	1,000	\$1.00	\$20.00	\$15.00	\$10.00
		22473	CAMDEN	0676302	1,000	\$10.00	\$10.00	\$5.00	\$15.00
		23407	BURLINGTON	STATE	2,000	\$0.01	\$0.01	\$0.01	\$15.83

HISTORICAL BID PRICE LISTING
BY REGION

REGION: S

PAY ITEM	CALENDAR QUARTER	CONTRACT NUMBER	COUNTY LOCATION	PROJECT DESCRIPTION	BID QUANTITY	AWARD PRICE	SECOND BIDDER	THIRD BIDDER	ESTIMATE

CONSTRUCTION SIGNS / SF									
159012M	(cont)	23409	CAPE MAY	STATE	2,000	\$0.01			\$15.83
		23407	BURLINGTON	STATE	5,000	\$0.01	\$0.01	\$0.01	\$15.83
		23408	BURLINGTON	STATE	5,000	\$0.01	\$1.00	\$0.01	\$15.83
		23409	CAPE MAY	STATE	5,000	\$0.01			\$15.83
	2023Q2	23456	ATLANTIC	D00S (661)	600	\$1.00	\$1.00		\$18.50
		23117	SALEM	0045146	1,082	\$22.50			\$15.00

CONSTRUCTION IDENTIFICATION SIGN, 4' X 8 / U									
159015M	2022Q3	22140	GLOUCESTER	NHP-0055 (304)	1	\$100	\$2,500		\$1,500
		22138	GLOUCESTER	NHP-0322 (330)	2	\$1,500			\$1,100
	2022Q4	22139	GLOUCESTER	NHP-0040 (318)	2	\$100	\$950	\$1,050	\$1,160
		22156	BURLINGTON	NHP-0009 (332)	2	\$1,500			\$1,580
		22151	ATLANTIC	NHPP-0030 (368)	4	\$2,056			\$680.00
		22135	CAMDEN	NHP-0130 (328)	6	\$750	\$1,500	\$1,200	\$1,500
	2023Q2	23117	SALEM	0045146	2	\$1,500			\$1,200

CONSTRUCTION IDENTIFICATION SIGN, 6' X 1 / U									
159018M	2022Q4	23702	CAPE MAY	STATE	1	\$1,200	\$6,000	\$5,000	\$4,000

CONSTRUCTION BARRIER CURB, BRIDGE / LF									
159020P	2022Q4	22135	CAMDEN	NHP-0130 (328)	720	\$0.01	\$160.00	\$155.00	\$80.00

CONSTRUCTION BARRIER CURB / LF									
159021P	2022Q4	22139	GLOUCESTER	NHP-0040 (318)	425	\$100.00	\$85.00	\$200.00	\$60.00
		22135	CAMDEN	NHP-0130 (328)	2,500	\$100.00	\$100.00	\$215.00	\$83.00

ARROW BOARD, 2' X 4' / U									
159024M	2022Q4	22151	ATLANTIC	NHPP-0030 (368)	4	\$2,000			\$260.00

HISTORICAL BID PRICE LISTING
BY REGION

REGION: S

PAY ITEM	CALENDAR QUARTER	CONTRACT NUMBER	COUNTY LOCATION	PROJECT DESCRIPTION	BID QUANTITY	AWARD PRICE	SECOND BIDDER	THIRD BIDDER	ESTIMATE	

ARROW BOARD, 4' X 8' / U										
159027M	2022Q3	22138	GLOUCESTER	NHP-0322 (330)	4	\$2,000			\$1,500	
		22140	GLOUCESTER	NHP-0055 (304)	4	\$10	\$3,000		\$1,200	
	2022Q4	22139	GLOUCESTER	NHP-0040 (318)	2	\$10	\$3,390	\$0	\$1,000	
		22156	BURLINGTON	NHP-0009 (332)	2	\$2,500			\$1,700	
		22135	CAMDEN	NHP-0130 (328)	8	\$100	\$250	\$4,000	\$1,200	
	2023Q1	22452	GLOUCESTER	NHP-0040 (316)	8	\$100	\$1,000	\$0	\$1,000	
		22473	CAMDEN	0676302	8	\$2,000	\$1,000	\$800	\$1,200	
		23407	BURLINGTON	STATE	10	\$10.00	\$0.01	\$0.01	\$1,553	
		23408	BURLINGTON	STATE	10	\$0.01	\$1.00	\$0.01	\$1,553	
		23409	CAPE MAY	STATE	10	\$10.00			\$1,553	
	2023Q2	23117	SALEM	0045146	2	\$2,500			\$1,500	

	PORTABLE VARIABLE MESSAGE SIGN W/REMOTE / U									
	159029M	2023Q1	22452	GLOUCESTER	NHP-0040 (316)	8	\$100	\$2,000	\$0	\$5,000
			22473	CAMDEN	0676302	8	\$2,000	\$12,000	\$1,000	\$5,000

PORTABLE VARIABLE MESSAGE SIGN / U										
159030M	2022Q3	22138	GLOUCESTER	NHP-0322 (330)	4	\$18,000			\$4,000	
		22140	GLOUCESTER	NHP-0055 (304)	4	\$2,000	\$20,000		\$5,500	
	2022Q4	22156	BURLINGTON	NHP-0009 (332)	2	\$18,000			\$7,000	
		22139	GLOUCESTER	NHP-0040 (318)	4	\$5,000	\$5,000	\$0	\$7,500	
		22151	ATLANTIC	NHPP-0030 (368)	4	\$18,000			\$1,450	
		22135	CAMDEN	NHP-0130 (328)	8	\$100	\$500	\$6,000	\$10,000	
	2023Q1	23407	BURLINGTON	STATE	10	\$25.00	\$0.01	\$0.01	\$7,056	
		23408	BURLINGTON	STATE	10	\$0.01	\$1.00	\$0.01	\$7,056	
		23409	CAPE MAY	STATE	10	\$125.00			\$7,056	
	2023Q2	23117	SALEM	0045146	2	\$18,000			\$18,000	

HISTORICAL BID PRICE LISTING
BY REGION

REGION: S

PAY ITEM	CALENDAR QUARTER	CONTRACT NUMBER	COUNTY LOCATION	PROJECT DESCRIPTION	BID QUANTITY	AWARD PRICE	SECOND BIDDER	THIRD BIDDER	ESTIMATE	
TRAFFIC CONTROL TRUCK WITH MOUNTED CRASH / U										
159108M	2022Q3	22138	GLOUCESTER	NHP-0322 (330)	2	\$7,500			\$5,000	
		22140	GLOUCESTER	NHP-0055 (304)	4	\$250	\$15,000		\$10,000	
	2022Q4	22139	GLOUCESTER	NHP-0040 (318)	2	\$500	\$5,000	\$0	\$7,500	
		22156	BURLINGTON	NHP-0009 (332)	2	\$10,000			\$10,000	
		22151	ATLANTIC	NHPP-0030 (368)	4	\$7,500			\$830.00	
		22135	CAMDEN	NHP-0130 (328)	6	\$1	\$1,000	\$30,000	\$10,000	
	2023Q1	23407	BURLINGTON	STATE	4	\$50.00	\$0.01	\$0.01	\$14,158	
		23408	BURLINGTON	STATE	4	\$0	\$1	\$10,000	\$14,158	
		22452	GLOUCESTER	NHP-0040 (316)	8	\$500	\$5,000	\$0	\$15,000	
		22473	CAMDEN	0676302	8	\$2,000	\$1,000	\$1,000	\$15,000	
		23409	CAPE MAY	STATE	10	\$50.00			\$14,158	
	2023Q2	23117	SALEM	0045146	2	\$10,000			\$10,000	
		23456	ATLANTIC	D00S (661)	4	\$500.00	\$5.00		\$15,000	

	TEMPORARY TRAFFIC STRIPES, 4" / LF									
159126M	2022Q3	22138	GLOUCESTER	NHP-0322 (330)	247,000	\$0.30			\$1.00	
		22135	CAMDEN	NHP-0130 (328)	16,000	\$0.50	\$0.40	\$0.40	\$1.00	
	22139	GLOUCESTER	NHP-0040 (318)	17,900	\$0.55	\$0.55	\$0.65	\$0.70		

HMA PATCH / T										
159138M	2022Q3	22138	GLOUCESTER	NHP-0322 (330)	10	\$1,000			\$300.00	
		22140	GLOUCESTER	NHP-0055 (304)	31	\$50	\$1,200		\$300.00	
	2022Q4	22151	ATLANTIC	NHPP-0030 (368)	5	\$1,000			\$155.00	
		22156	BURLINGTON	NHP-0009 (332)	6	\$1,500			\$310.00	
		22135	CAMDEN	NHP-0130 (328)	10	\$750	\$250	\$4,200	\$400.00	
	2023Q1	23407	BURLINGTON	STATE	25	\$1.00	\$0.01	\$0.01	\$264.35	
		23408	BURLINGTON	STATE	25	\$0.01	\$85.00	\$200.00	\$264.35	
		22452	GLOUCESTER	NHP-0040 (316)	185	\$133	\$600	\$1,700	\$350.00	

HISTORICAL BID PRICE LISTING
BY REGION

REGION: S

PAY ITEM	CALENDAR QUARTER	CONTRACT NUMBER	COUNTY LOCATION	PROJECT DESCRIPTION	BID QUANTITY	AWARD PRICE	SECOND BIDDER	THIRD BIDDER	ESTIMATE

HMA PATCH / T									
159138M	(cont)	23409	CAPE MAY	STATE	250	\$1.00			\$264.35
	2023Q2	23117	SALEM	0045146	10	\$2,000			\$500.00

TRAFFIC DIRECTOR, FLAGGER / HOUR									
159141M	2022Q3	22138	GLOUCESTER	NHP-0322 (330)	200	\$142.00			\$72.00
	2022Q4	22139	GLOUCESTER	NHP-0040 (318)	300	\$0.01	\$90.00	\$0.01	\$80.00
		22151	ATLANTIC	NHPP-0030 (368)	360	\$150.00			\$8.00
		22135	CAMDEN	NHP-0130 (328)	600	\$150.00	\$1.00	\$40.00	\$80.00
		22156	BURLINGTON	NHP-0009 (332)	600	\$160.00			\$63.00
	2023Q1	23447	CAMDEN	N/A	150	\$1.00	\$150.00	\$1.00	\$75.00
		23407	BURLINGTON	STATE	1,000	\$0.01	\$0.01	\$0.01	\$58.74
		23409	CAPE MAY	STATE	1,000	\$0.01			\$58.74
		22452	GLOUCESTER	NHP-0040 (316)	1,920	\$96.00	\$95.00	\$100.00	\$100.00
		23408	BURLINGTON	STATE	2,679	\$0.01	\$0.01	\$0.01	\$58.74
		23407	BURLINGTON	STATE	2,918	\$0.01	\$0.01	\$0.01	\$58.74
		23409	CAPE MAY	STATE	3,381	\$0.01			\$58.74
		22473	CAMDEN	0676302	5,120	\$20.00	\$25.00	\$1.00	\$95.00
	2023Q2	23467	BURLINGTON	N/A	400	\$95.00	\$90.00	\$95.00	\$50.00
		23456	ATLANTIC	D00S (661)	1,000	\$95.00	\$0.10		\$90.00
		23117	SALEM	0045146	2,000	\$170.00			\$150.00

EMERGENCY TOWING SERVICE / U									
159144M	2022Q3	22140	GLOUCESTER	NHP-0055 (304)	2	\$1.00	\$500.00		\$250.00
	2022Q4	22135	CAMDEN	NHP-0130 (328)	1	\$1,500	\$300	\$3,000	\$70.00
		22151	ATLANTIC	NHPP-0030 (368)	1	\$200.00			\$110.00
	2023Q1	23407	BURLINGTON	STATE	1	\$1.00	\$0.01	\$0.01	\$5,000
		23408	BURLINGTON	STATE	1	\$0.01	\$100.00	\$640.00	\$5,000
		23409	CAPE MAY	STATE	1	\$1.00			\$5,000

HISTORICAL BID PRICE LISTING
 BY REGION

REGION: S

PAY ITEM	CALENDAR QUARTER	CONTRACT NUMBER	COUNTY LOCATION	PROJECT DESCRIPTION	BID QUANTITY	AWARD PRICE	SECOND BIDDER	THIRD BIDDER	ESTIMATE
EMERGENCY TOWING SERVICE / U									
159144M	2023Q2	23117	SALEM	0045146	2	\$100.00			\$100.00

SNOW REMOVAL / LS									
159190M	2022Q4	22135	CAMDEN	NHP-0130 (328)	1	\$1	\$1,000	\$165,000	\$1,000

HISTORICAL BID PRICE LISTING
 BY REGION

REGION: S

PAY ITEM	CALENDAR QUARTER	CONTRACT NUMBER	COUNTY LOCATION	PROJECT DESCRIPTION	BID QUANTITY	AWARD PRICE	SECOND BIDDER	THIRD BIDDER	ESTIMATE

TEMP CRASH CUSH, COMP BAR, TYPE 2, NARR / U									
159200M	2022Q4	22135	CAMDEN	NHP-0130 (328)	4	\$6,000	\$5,700	\$45,000	\$15,000

TEMP CRASH CUSH, COMP, TYPE 3, NARROW / U									
159212M	2022Q4	22139	GLOUCESTER	NHP-0040 (318)	1	\$6,000	\$9,650	\$5,000	\$17,500

CONSTRUCTION ID SIGN, IIJA 8' X 5' / U									
159262M	2023Q2	23117	SALEM	0045146	2	\$2,000			\$1,200

HISTORICAL BID PRICE LISTING
BY REGION

REGION: S

PAY ITEM	CALENDAR QUARTER	CONTRACT NUMBER	COUNTY LOCATION	PROJECT DESCRIPTION	BID QUANTITY	AWARD PRICE	SECOND BIDDER	THIRD BIDDER	ESTIMATE

TRAFFIC STRIPES, LATEX, 4" / LF									
159300M	2022Q4	22156	BURLINGTON	NHP-0009 (332)	211,500	\$0.49			\$1.00
		22151	ATLANTIC	NHPP-0030 (368)	250,000	\$0.49			\$1.00
	2023Q1	22452	GLOUCESTER	NHP-0040 (316)	1,000	\$2.00	\$2.00	\$1.00	\$4.00
		23407	BURLINGTON	STATE	150,000	\$0.26	\$0.33	\$0.28	\$0.23
		23409	CAPE MAY	STATE	150,000	\$1.00			\$0.23
		23408	BURLINGTON	STATE	282,938	\$0.01	\$0.10	\$0.22	\$0.23
		23407	BURLINGTON	STATE	385,432	\$0.01	\$0.01	\$0.10	\$0.23
		23409	CAPE MAY	STATE	432,042	\$0.01			\$0.23
	2023Q2	23117	SALEM	0045146	241,450	\$0.39			\$0.30

TRAFFIC STRIPES, LATEX, 6" / LF									
159301M	2022Q3	22140	GLOUCESTER	NHP-0055 (304)	494,468	\$0.01	\$0.36		\$0.50
	2023Q1	23407	BURLINGTON	STATE	37,500	\$0.27	\$0.01	\$0.29	\$0.32
		23409	CAPE MAY	STATE	37,500	\$0.01			\$0.32

TRAFFIC STRIPES, LATEX, 8" / LF									
159302M	2023Q1	23409	CAPE MAY	STATE	630	\$0.01			\$0.32
		23407	BURLINGTON	STATE	10,000	\$0.01	\$0.01	\$0.01	\$0.45
		23409	CAPE MAY	STATE	10,000	\$0.01			\$0.45
		23408	BURLINGTON	STATE	16,968	\$0.01	\$0.11	\$0.30	\$0.32
	2023Q2	23117	SALEM	0045146	505	\$0.35			\$0.50

TRAFFIC MARKINGS LINES, LATEX, 4" / LF									
159310M	2023Q1	23407	BURLINGTON	STATE	500	\$0.01	\$0.01	\$0.01	\$1.05
		23409	CAPE MAY	STATE	500	\$0.01			\$1.05

TRAFFIC MARKINGS LINES, LATEX, 8" / LF									
159312M	2022Q3	22140	GLOUCESTER	NHP-0055 (304)	12,371	\$0.01	\$0.45		\$0.90

HISTORICAL BID PRICE LISTING
BY REGION

REGION: S

PAY ITEM	CALENDAR QUARTER	CONTRACT NUMBER	COUNTY LOCATION	PROJECT DESCRIPTION	BID QUANTITY	AWARD PRICE	SECOND BIDDER	THIRD BIDDER	ESTIMATE

TRAFFIC MARKINGS LINES, LATEX, 8" / LF									
159312M	2022Q4	22156	BURLINGTON	NHP-0009 (332)	750	\$1.20			\$0.80
	2023Q1	23409	CAPE MAY	STATE	472	\$0.01			\$1.10
		23407	BURLINGTON	STATE	500	\$0.01	\$0.01	\$0.01	\$1.10
		23409	CAPE MAY	STATE	500	\$0.01			\$1.10
		23408	BURLINGTON	STATE	2,640	\$0.01	\$0.11	\$0.50	\$1.10
		23407	BURLINGTON	STATE	4,628	\$0.01	\$0.01	\$0.01	\$1.10
	2023Q2	23117	SALEM	0045146	500	\$0.35			\$0.50

TRAFFIC MARKINGS LINES, LATEX, 24" / LF									
159314M	2022Q3	22140	GLOUCESTER	NHP-0055 (304)	4,020	\$0.01	\$1.00		\$1.20
	2022Q4	22156	BURLINGTON	NHP-0009 (332)	150	\$2.40			\$2.00
	2023Q1	23409	CAPE MAY	STATE	1,126	\$0.01			\$1.27
		23407	BURLINGTON	STATE	2,500	\$0.01	\$0.01	\$0.01	\$1.23
		23409	CAPE MAY	STATE	2,500	\$0.01			\$1.23
		23408	BURLINGTON	STATE	5,622	\$0.01	\$0.20	\$1.50	\$1.27
		23407	BURLINGTON	STATE	12,340	\$0.01	\$0.01	\$0.01	\$1.27
	2023Q2	23117	SALEM	0045146	1,815	\$1.00			\$1.00

TRAFFIC MARKINGS SYMBOLS, LATEX / SF									
159320M	2022Q4	22151	ATLANTIC	NHPP-0030 (368)	2,400	\$2.40			\$4.00
	2023Q1	23409	CAPE MAY	STATE	670	\$1.00			\$1.55
		23407	BURLINGTON	STATE	1,250	\$0.01	\$0.01	\$0.01	\$1.55
		23409	CAPE MAY	STATE	1,250	\$0.01			\$1.55
		23408	BURLINGTON	STATE	1,570	\$0.01	\$0.50	\$2.25	\$1.55
		23407	BURLINGTON	STATE	2,860	\$0.01	\$0.01	\$0.01	\$1.55
	2023Q2	23117	SALEM	0045146	890	\$1.88			\$1.20

HISTORICAL BID PRICE LISTING
BY REGION

REGION: S

PAY ITEM	CALENDAR QUARTER	CONTRACT NUMBER	COUNTY LOCATION	PROJECT DESCRIPTION	BID QUANTITY	AWARD PRICE	SECOND BIDDER	THIRD BIDDER	ESTIMATE

FUEL PRICE ADJUSTMENT / DOLL									
160004M	2022Q3	22140	GLOUCESTER	NHP-0055 (304)	1	\$10,800	\$10,800		\$10,800
	2022Q4	22135	CAMDEN	NHP-0130 (328)	1	\$65,900	\$65,900	\$65,900	\$65,900
		22139	GLOUCESTER	NHP-0040 (318)	1	\$3,200	\$3,200	\$3,200	\$3,200
		22151	ATLANTIC	NHPP-0030 (368)	1	\$1,800			\$1,800
		22156	BURLINGTON	NHP-0009 (332)	1	\$100.00			\$100.00
	2023Q1	23447	CAMDEN	N/A	1,000	\$1.00	\$1.00	\$1.00	\$1.00
		23408	BURLINGTON	STATE	33,500	\$1.00	\$1.00	\$1.00	\$1.00
		23407	BURLINGTON	STATE	58,600	\$1.00	\$1.00	\$1.00	\$1.00
		23409	CAPE MAY	STATE	66,100	\$1.00			\$1.00
	2023Q2	23117	SALEM	0045146	1	\$100.00			\$100.00

ASPHALT PRICE ADJUSTMENT / DOLL									
160007M	2022Q3	22140	GLOUCESTER	NHP-0055 (304)	1	\$62,000	\$62,000		\$62,000
	2022Q4	22135	CAMDEN	NHP-0130 (328)	1	\$92,900	\$92,900	\$92,900	\$92,900
		22139	GLOUCESTER	NHP-0040 (318)	1	\$7,000	\$7,000	\$7,000	\$7,000
		22156	BURLINGTON	NHP-0009 (332)	1	\$100.00			\$100.00
	2023Q1	23408	BURLINGTON	STATE	51,700	\$1.00	\$1.00	\$1.00	\$1.00
		23409	CAPE MAY	STATE	85,300	\$1.00			\$1.00
		23407	BURLINGTON	STATE	97,300	\$1.00	\$1.00	\$1.00	\$1.00
	2023Q2	23117	SALEM	0045146	1	\$400.00			\$400.00

STEEL PRICE ADJUSTMENT / DOLL									
160009M	2022Q4	22135	CAMDEN	NHP-0130 (328)	1	\$50,000	\$50,000	\$50,000	\$50,000

HISTORICAL BID PRICE LISTING
BY REGION

REGION: S

PAY ITEM	CALENDAR QUARTER	CONTRACT NUMBER	COUNTY LOCATION	PROJECT DESCRIPTION	BID QUANTITY	AWARD PRICE	SECOND BIDDER	THIRD BIDDER	ESTIMATE
FINAL CLEANUP / LS									
161003P	2022Q3	22138	GLOUCESTER	NHP-0322 (330)	1	\$38,000			\$8,500
		22140	GLOUCESTER	NHP-0055 (304)	1	\$1	\$50,000		\$15,000
	2022Q4	22135	CAMDEN	NHP-0130 (328)	1	\$100	\$55,000	\$22,000	\$50,000
		22139	GLOUCESTER	NHP-0040 (318)	1	\$1	\$500	\$25,000	\$10,000
		22151	ATLANTIC	NHPP-0030 (368)	1	\$38,000			\$8,500
		22156	BURLINGTON	NHP-0009 (332)	1	\$38,000			\$8,500
		23702	CAPE MAY	STATE	1	\$8,000	\$100,000	\$35,000	\$75,000
	2023Q1	22473	CAMDEN	0676302	1	\$50,000	\$40,000	\$7,500	\$87,000
	2023Q2	23117	SALEM	0045146	1	\$38,000			\$8,500

HISTORICAL BID PRICE LISTING
 BY REGION

REGION: S

PAY ITEM	CALENDAR QUARTER	CONTRACT NUMBER	COUNTY LOCATION	PROJECT DESCRIPTION	BID QUANTITY	AWARD PRICE	SECOND BIDDER	THIRD BIDDER	ESTIMATE
VIBRATION MONITORING / LS									
162006P	2022Q4	22135	CAMDEN	NHP-0130 (328)	1	\$50,000	\$285,000	\$150,000	\$25,000
		22135	CAMDEN	NHP-0130 (328)	1	\$15,000	\$35,000	\$10,000	\$12,500
		22135	CAMDEN	NHP-0130 (328)	1	\$15,000	\$35,000	\$10,000	\$12,500

HISTORICAL BID PRICE LISTING
BY REGION

REGION: S

PAY ITEM	CALENDAR QUARTER	CONTRACT NUMBER	COUNTY LOCATION	PROJECT DESCRIPTION	BID QUANTITY	AWARD PRICE	SECOND BIDDER	THIRD BIDDER	ESTIMATE

CLEARING SITE / LS									
201003P	2022Q3	22138	GLOUCESTER	NHP-0322 (330)	1	\$40,000			\$40,000
		22140	GLOUCESTER	NHP-0055 (304)	1	\$85,000	\$85,000		\$85,000
	2022Q4	22135	CAMDEN	NHP-0130 (328)	1	\$500,000	\$500,000	\$500,000	\$500,000
		22139	GLOUCESTER	NHP-0040 (318)	1	\$50,000	\$12,000	\$40,000	\$50,000
		22151	ATLANTIC	NHPP-0030 (368)	1	\$40,000			\$40,000
		22156	BURLINGTON	NHP-0009 (332)	1	\$40,000			\$40,000
	2023Q1	22452	GLOUCESTER	NHP-0040 (316)	1	\$5,000	\$293,000	\$100,000	\$150,000
		22473	CAMDEN	0676302	1	\$10,000	\$40,000	\$10,000	\$10,000
		23407	BURLINGTON	STATE	1	\$5,000	\$5,000	\$25,000	\$20,000
		23408	BURLINGTON	STATE	1	\$5,000	\$5,000	\$1,000	\$20,000
		23409	CAPE MAY	STATE	1	\$5,000			\$20,000
	2023Q2	23117	SALEM	0045146	1	\$40,000			\$40,000

CLEARING SITE, BRIDGE (___) / LS									
201006P	2022Q4	22135	CAMDEN	NHP-0130 (328)	1	\$1,600,000	\$1,600,000	\$1,600,000	\$1,600,000

DEMOLITION (___), PARCEL (___) / U									
201033M	2022Q4	22135	CAMDEN	NHP-0130 (328)	1	\$100,000	\$675,250	\$45,000	\$75,000

TEMPORARY SHIELDING / LS									
201039P	2022Q4	22135	CAMDEN	NHP-0130 (328)	1	\$100,000	\$2,500,000	\$205,000	\$200,000

HISTORICAL BID PRICE LISTING
BY REGION

REGION: S

PAY ITEM	CALENDAR QUARTER	CONTRACT NUMBER	COUNTY LOCATION	PROJECT DESCRIPTION	BID QUANTITY	AWARD PRICE	SECOND BIDDER	THIRD BIDDER	ESTIMATE

STRIPPING / ACRE									
202003P	2022Q4	22139	GLOUCESTER	NHP-0040 (318)	1	\$100	\$5,000	\$2,000	\$8,000
		22135	CAMDEN	NHP-0130 (328)	5	\$20,000	\$18,000	\$35,000	\$10,500

EXCAVATION, TEST PIT / CY									
202006M	2022Q4	22139	GLOUCESTER	NHP-0040 (318)	20	\$0.01	\$275.00	\$500.00	\$115.00
		22135	CAMDEN	NHP-0130 (328)	200	\$1.00	\$150.00	\$200.00	\$280.00
	2023Q1	23447	CAMDEN	N/A	15	\$1.00	\$1.00	\$1.00	\$10.00

EXCAVATION, UNCLASSIFIED / CY									
202009P	2022Q4	22139	GLOUCESTER	NHP-0040 (318)	861	\$50.00	\$40.00	\$35.00	\$60.00
		22135	CAMDEN	NHP-0130 (328)	2,310	\$80.00	\$120.00	\$125.00	\$50.00
		22135	CAMDEN	NHP-0130 (328)	29,691	\$21.00	\$85.00	\$82.00	\$50.00
	2023Q1	23407	BURLINGTON	STATE	80	\$100.00	\$25.00	\$35.00	\$70.00
		23407	BURLINGTON	STATE	1,000	\$0.01	\$0.01	\$0.01	\$70.00
		23409	CAPE MAY	STATE	1,000	\$0.25			\$70.00
	2023Q2	23456	ATLANTIC	D00S (661)	1,500	\$25.00	\$35.00		\$65.00

REMOVAL OF PAVEMENT / SY									
202021P	2022Q4	22139	GLOUCESTER	NHP-0040 (318)	7,104	\$7.00	\$11.00	\$35.00	\$30.00
		22135	CAMDEN	NHP-0130 (328)	11,211	\$8.00	\$40.00	\$60.00	\$20.00

DISPOSAL OF REGULATED MATERIAL / T									
202024M	2023Q2	23467	BURLINGTON	N/A	35	\$50.00	\$70.00	\$85.00	\$102.00

DREDGE, TRANS AND PLACE TO CDF / CY									
202041M	2022Q4	23702	CAPE MAY	STATE	72,280	\$20.85	\$23.00	\$31.00	\$27.00

HISTORICAL BID PRICE LISTING
 BY REGION

REGION: S

PAY ITEM -----	CALENDAR CONTRACT QUARTER NUMBER	COUNTY LOCATION -----	PROJECT DESCRIPTION -----	BID QUANTITY -----	AWARD PRICE -----	SECOND BIDDER -----	THIRD BIDDER -----	ESTIMATE -----
SUBSOIL SCARIFICATION / SY								
202050M	2022Q4 22139	GLOUCESTER	NHP-0040 (318)	1,010	\$2.50	\$2.50	\$10.00	\$5.00

HISTORICAL BID PRICE LISTING
 BY REGION

REGION: S

PAY ITEM	CALENDAR QUARTER	CONTRACT NUMBER	COUNTY LOCATION	PROJECT DESCRIPTION	BID QUANTITY	AWARD PRICE	SECOND BIDDER	THIRD BIDDER	ESTIMATE
I-9 SOIL AGGREGATE / CY									
203009P	2022Q4	22135	CAMDEN	NHP-0130 (328)	1,119	\$95.00	\$130.00	\$35.00	\$65.00
I-14 SOIL AGGREGATE / CY									
203021P	2022Q4	22135	CAMDEN	NHP-0130 (328)	2,050	\$0.01	\$48.00	\$14.00	\$50.00
GEOTEXTILE / SY									
203040M	2023Q1	23407	BURLINGTON	STATE	500	\$0.05	\$0.01	\$0.01	\$2.20
		23409	CAPE MAY	STATE	500	\$0.01			\$2.20
GEOTEXTILE, ROADWAY STABILIZATION / SY									
203041P	2022Q4	22139	GLOUCESTER	NHP-0040 (318)	7,282	\$0.50	\$1.50	\$5.00	\$5.00

HISTORICAL BID PRICE LISTING
 BY REGION

REGION: S

PAY ITEM	CALENDAR QUARTER	CONTRACT NUMBER	COUNTY LOCATION	PROJECT DESCRIPTION	BID QUANTITY	AWARD PRICE	SECOND BIDDER	THIRD BIDDER	ESTIMATE

GEOSYNTHETIC CLAY LINER / SY									
203100P	2022Q4	22135	CAMDEN	NHP-0130 (328)	7,535	\$115.00	\$130.00	\$29.00	\$15.00

TEMPORARY CAUSEWAY / LS									
203120M	2022Q4	22135	CAMDEN	NHP-0130 (328)	1	\$3,000,000	\$3,000,000	\$1,865,000	\$3,000,000

HISTORICAL BID PRICE LISTING
 BY REGION

REGION: S

PAY ITEM ----- SUBBASE / CY	CALENDAR QUARTER -----	CONTRACT NUMBER -----	COUNTY LOCATION -----	PROJECT DESCRIPTION -----	BID QUANTITY -----	AWARD PRICE -----	SECOND BIDDER -----	THIRD BIDDER -----	ESTIMATE -----
301006P	2022Q4	22135	CAMDEN	NHP-0130 (328)	73	\$150.00	\$132.00	\$175.00	\$105.00

HISTORICAL BID PRICE LISTING
BY REGION

REGION: S

PAY ITEM	CALENDAR QUARTER	CONTRACT NUMBER	COUNTY LOCATION	PROJECT DESCRIPTION	BID QUANTITY	AWARD PRICE	SECOND BIDDER	THIRD BIDDER	ESTIMATE
DENSE-GRADED AGGREGATE BASE COURSE, 6" T / SY									
302036P	2022Q4	22139	GLOUCESTER	NHP-0040 (318)	3,949	\$12.00	\$13.00	\$20.00	\$15.00
		22135	CAMDEN	NHP-0130 (328)	4,703	\$9.00	\$26.00	\$26.00	\$18.00
DENSE-GRADED AGGREGATE BASE COURSE, 8" T / SY									
302042P	2022Q4	22139	GLOUCESTER	NHP-0040 (318)	3,560	\$10.00	\$18.40	\$25.00	\$20.00
DENSE-GRADED AGGREGATE BASE COURSE, 12" / SY									
302048P	2022Q4	22135	CAMDEN	NHP-0130 (328)	16,599	\$13.00	\$32.00	\$32.00	\$35.00
DENSE-GRADED AGGREGATE BASE COURSE, VARI / CY									
302051P	2022Q4	22151	ATLANTIC	NHPP-0030 (368)	1	\$1,000			\$20.00
		22156	BURLINGTON	NHP-0009 (332)	50	\$500.00			\$170.00
	2023Q1	23408	BURLINGTON	STATE	10	\$0.01	\$50.00	\$145.00	\$140.00
		23409	CAPE MAY	STATE	33	\$100.00			\$58.00
		23407	BURLINGTON	STATE	55	\$0.01	\$15.00	\$50.00	\$58.00
		23407	BURLINGTON	STATE	350	\$1.20	\$0.01	\$0.01	\$58.00
		23409	CAPE MAY	STATE	350	\$0.01			\$58.00
COARSE AGGREGATE, SIZE NO. 57 / CY									
302060P	2023Q1	23407	BURLINGTON	STATE	125	\$0.01	\$0.01	\$0.01	\$210.00
		23409	CAPE MAY	STATE	125	\$0.01			\$210.00

HISTORICAL BID PRICE LISTING
 BY REGION

REGION: S

PAY ITEM	CALENDAR CONTRACT QUARTER NUMBER	COUNTY LOCATION	PROJECT DESCRIPTION	BID QUANTITY	AWARD PRICE	SECOND BIDDER	THIRD BIDDER	ESTIMATE
-----	-----	-----	-----	-----	-----	-----	-----	-----
CONCRETE BASE COURSE, 8" THICK / SY								
304003P	2022Q4 22135	CAMDEN	NHP-0130 (328)	274	\$125.00	\$140.00	\$88.00	\$125.00

HISTORICAL BID PRICE LISTING
BY REGION

REGION: S

PAY ITEM	CALENDAR QUARTER	CONTRACT NUMBER	COUNTY LOCATION	PROJECT DESCRIPTION	BID QUANTITY	AWARD PRICE	SECOND BIDDER	THIRD BIDDER	ESTIMATE
HMA MILLING, 3" OR LESS / SY									
401009P	2022Q4	22139	GLOUCESTER	NHP-0040 (318)	368	\$10.00	\$21.00	\$10.00	\$15.00
		22135	CAMDEN	NHP-0130 (328)	7,246	\$10.00	\$9.00	\$7.00	\$10.00
401009P	2023Q1	23407	BURLINGTON	STATE	100,000	\$0.01	\$0.50	\$3.00	\$5.48
		23409	CAPE MAY	STATE	100,000	\$4.00			\$5.48
		23408	BURLINGTON	STATE	222,728	\$3.13	\$3.37	\$3.65	\$3.33
		23409	CAPE MAY	STATE	234,134	\$7.90			\$3.33
		23407	BURLINGTON	STATE	260,369	\$0.01	\$2.35	\$3.00	\$3.33
HMA MILLING, MORE THAN 3" TO 6" / SY									
401012P	2022Q4	22139	GLOUCESTER	NHP-0040 (318)	971	\$10.00	\$8.35	\$20.00	\$15.00
		23407	BURLINGTON	STATE	10,000	\$0.01	\$0.01	\$0.01	\$9.00
401012P		23409	CAPE MAY	STATE	10,000	\$0.01			\$9.00
CONCRETE MILLING / SY									
401015P	2022Q4	22135	CAMDEN	NHP-0130 (328)	100	\$35.00	\$11.00	\$52.00	\$7.00
		23407	BURLINGTON	STATE	200	\$10.00	\$5.00	\$3.00	\$7.00
401015P	2023Q1	23408	BURLINGTON	STATE	200	\$5.00	\$3.37	\$14.00	\$7.00
		23409	CAPE MAY	STATE	500	\$2.00			\$7.00
		23407	BURLINGTON	STATE	555	\$0.01	\$0.01	\$0.01	\$7.00
		23409	CAPE MAY	STATE	555	\$0.01			\$7.00
MICRO-MILLING / SY									
401017P	2022Q3	22140	GLOUCESTER	NHP-0055 (304)	3,542	\$40.00	\$28.00		\$20.00
		22151	ATLANTIC	NHPP-0030 (368)	966	\$30.00			\$6.00
401017P	2022Q4	22156	BURLINGTON	NHP-0009 (332)	2,139	\$28.00			\$14.00
401017P	2023Q2	23117	SALEM	0045146	1,340	\$32.00			\$41.00
HOT MIX ASPHALT PAVEMENT REPAIR / SY									
401021M	2022Q3	22138	GLOUCESTER	NHP-0322 (330)	100	\$500.00			\$120.00

HISTORICAL BID PRICE LISTING
BY REGION

REGION: S

PAY ITEM	CALENDAR QUARTER	CONTRACT NUMBER	COUNTY LOCATION	PROJECT DESCRIPTION	BID QUANTITY	AWARD PRICE	SECOND BIDDER	THIRD BIDDER	ESTIMATE
HOT MIX ASPHALT PAVEMENT REPAIR / SY		22140	GLOUCESTER	NHP-0055 (304)	236	\$85.00	\$500.00		\$120.00
401021M	2022Q4	22156	BURLINGTON	NHP-0009 (332)	15	\$1,500			\$130.00
		22151	ATLANTIC	NHPP-0030 (368)	150	\$350.00			\$80.00
		22135	CAMDEN	NHP-0130 (328)	200	\$100.00	\$120.00	\$280.00	\$130.00
	2023Q1	23407	BURLINGTON	STATE	100	\$10.00	\$25.00	\$65.00	\$112.85
		23408	BURLINGTON	STATE	100	\$25.00	\$118.53	\$50.00	\$112.85
		23409	CAPE MAY	STATE	500	\$3.50			\$112.85
		23407	BURLINGTON	STATE	1,500	\$0.25	\$0.01	\$0.01	\$112.85
		23409	CAPE MAY	STATE	1,500	\$2.00			\$112.85
	2023Q2	23117	SALEM	0045146	1,000	\$150.00			\$40.00

SEALING OF CRACKS IN HOT MIX ASPHALT SUR / LF									
401024M	2022Q3	22138	GLOUCESTER	NHP-0322 (330)	1,000	\$4.50			\$2.00
		22140	GLOUCESTER	NHP-0055 (304)	2,000	\$1.00	\$10.00		\$1.00
	2022Q4	22151	ATLANTIC	NHPP-0030 (368)	5,000	\$4.00			\$2.00
		22156	BURLINGTON	NHP-0009 (332)	5,000	\$4.00			\$6.00
	2023Q1	23407	BURLINGTON	STATE	2,250	\$0.05	\$0.01	\$1.50	\$4.88
		23409	CAPE MAY	STATE	2,250	\$1.25			\$4.88
	2023Q2	23117	SALEM	0045146	2,500	\$6.00			\$4.00

POLYMERIZED JOINT ADHESIVE / LF									
401027M	2022Q4	22139	GLOUCESTER	NHP-0040 (318)	170	\$20.00	\$9.00	\$5.00	\$4.00
		22151	ATLANTIC	NHPP-0030 (368)	4,500	\$1.00			\$1.00
		22135	CAMDEN	NHP-0130 (328)	25,050	\$1.00	\$1.00	\$0.12	\$3.00
	2023Q1	23407	BURLINGTON	STATE	90,000	\$0.01	\$0.01	\$0.01	\$1.82
		23409	CAPE MAY	STATE	90,000	\$0.01			\$1.82
		23407	BURLINGTON	STATE	96,645	\$8.45	\$0.01	\$2.00	\$1.82
		23408	BURLINGTON	STATE	172,962	\$0.01	\$0.41	\$0.38	\$1.82

HISTORICAL BID PRICE LISTING
BY REGION

REGION: S

PAY ITEM	CALENDAR QUARTER	CONTRACT NUMBER	COUNTY LOCATION	PROJECT DESCRIPTION	BID QUANTITY	AWARD PRICE	SECOND BIDDER	THIRD BIDDER	ESTIMATE
POLYMERIZED JOINT ADHESIVE / LF									
401027M	(cont)	23409	CAPE MAY	STATE	176,739	\$0.80			\$1.82

TACK COAT / GAL									
401030M	2022Q3	22138	GLOUCESTER	NHP-0322 (330)	34,975	\$3.35			\$1.00
		22140	GLOUCESTER	NHP-0055 (304)	50,000	\$0.01	\$3.35		\$3.00
	2022Q4	22139	GLOUCESTER	NHP-0040 (318)	350	\$20.00	\$4.90	\$5.00	\$1.00
		22135	CAMDEN	NHP-0130 (328)	5,380	\$0.01	\$0.02	\$1.25	\$2.00
		22156	BURLINGTON	NHP-0009 (332)	15,967	\$0.50			\$5.00
		22151	ATLANTIC	NHPP-0030 (368)	32,000	\$3.50			\$0.50
	2023Q1	23407	BURLINGTON	STATE	35,000	\$0.01	\$0.01	\$0.01	\$0.55
		23409	CAPE MAY	STATE	35,000	\$0.01			\$0.55
		23409	CAPE MAY	STATE	35,121	\$0.01			\$0.55
		23408	BURLINGTON	STATE	38,632	\$0.01	\$0.01	\$0.01	\$0.55
		23407	BURLINGTON	STATE	43,054	\$0.01	\$0.01	\$0.01	\$0.55
	2023Q2	23117	SALEM	0045146	150	\$8.00			\$11.00

PRIME COAT / GAL									
401036M	2022Q4	22139	GLOUCESTER	NHP-0040 (318)	1,880	\$0.01	\$0.01	\$0.01	\$1.00
		22135	CAMDEN	NHP-0130 (328)	5,330	\$0.01	\$0.01	\$7.50	\$2.00

HOT MIX ASPHALT 9.5 M 64 SURFACE COURSE / T									
401042M	2023Q1	23407	BURLINGTON	STATE	1,000	\$170.00	\$155.00	\$110.00	\$150.00
		23409	CAPE MAY	STATE	1,000	\$140.00			\$150.00

HOT MIX ASPHALT 9.5 ME SURFACE COURSE / T									
401049M	2023Q1	23407	BURLINGTON	STATE	1,000	\$172.00	\$160.00	\$120.00	\$165.00
		23409	CAPE MAY	STATE	1,000	\$145.00			\$165.00

HISTORICAL BID PRICE LISTING
BY REGION

REGION: S

PAY ITEM	CALENDAR QUARTER	CONTRACT NUMBER	COUNTY LOCATION	PROJECT DESCRIPTION	BID QUANTITY	AWARD PRICE	SECOND BIDDER	THIRD BIDDER	ESTIMATE

HOT MIX ASPHALT 12.5 M 64 SURFACE COURSE / T									
401054M	2022Q4	22139	GLOUCESTER	NHP-0040 (318)	1,010	\$125.00	\$110.00	\$155.00	\$135.00
	2023Q1	23407	BURLINGTON	STATE	3,000	\$169.00	\$155.00	\$130.00	\$126.07
		23409	CAPE MAY	STATE	3,000	\$130.00			\$126.07
		23408	BURLINGTON	STATE	7,944	\$94.00	\$82.40	\$120.00	\$125.04
		23409	CAPE MAY	STATE	28,127	\$126.50			\$125.34

HMA 12.5 M E SURFACE COURSE / T									
401061M	2022Q4	22135	CAMDEN	NHP-0130 (328)	2,840	\$125.00	\$137.00	\$215.00	\$140.00
	2023Q1	23407	BURLINGTON	STATE	3,000	\$171.00	\$160.00	\$140.00	\$134.33
		23409	CAPE MAY	STATE	3,000	\$140.00			\$134.32

HOT MIX ASPHALT 12.5 M 64 INTERMEDIATE C / T									
401072M	2022Q4	22135	CAMDEN	NHP-0130 (328)	2,165	\$100.00	\$110.00	\$205.00	\$110.00
	2023Q1	23407	BURLINGTON	STATE	1,000	\$70.00	\$50.00	\$100.00	\$93.25
		23409	CAPE MAY	STATE	1,000	\$120.00			\$93.25

HOT MIX ASPHALT 19 M 64 INTERMEDIATE COU / T									
401084M	2022Q4	22139	GLOUCESTER	NHP-0040 (318)	2,062	\$100.00	\$94.00	\$145.00	\$120.00

HOT MIX ASPHALT 25 M 64 BASE COURSE / T									
401099M	2022Q4	22139	GLOUCESTER	NHP-0040 (318)	1,868	\$100.00	\$95.00	\$150.00	\$120.00
		22135	CAMDEN	NHP-0130 (328)	5,861	\$106.00	\$125.00	\$195.00	\$120.00
	2023Q1	23407	BURLINGTON	STATE	1,000	\$65.00	\$40.00	\$75.00	\$125.00
		23409	CAPE MAY	STATE	1,000	\$105.00			\$125.00

HISTORICAL BID PRICE LISTING
 BY REGION

REGION: S

PAY ITEM	CALENDAR QUARTER	CONTRACT NUMBER	COUNTY LOCATION	PROJECT DESCRIPTION	BID QUANTITY	AWARD PRICE	SECOND BIDDER	THIRD BIDDER	ESTIMATE
CORE SAMPLES, HOT MIX ASPHALT / U									
401108M	2022Q4	22135	CAMDEN	NHP-0130 (328)	25	\$200.00	\$110.00	\$450.00	\$110.00
		22139	GLOUCESTER	NHP-0040 (318)	25	\$150.00	\$168.00	\$150.00	\$250.00
	2023Q1	23407	BURLINGTON	STATE	60	\$2,500	\$50	\$0	\$175.04
		23408	BURLINGTON	STATE	100	\$50.00	\$119.00	\$185.00	\$176.67
		23409	CAPE MAY	STATE	150	\$10.00			\$176.67
		23407	BURLINGTON	STATE	250	\$0.50	\$0.01	\$0.01	\$176.67
		23409	CAPE MAY	STATE	250	\$0.01			\$176.67

HMA LONGITUDINAL JOINT REPAIR / SY									
401113M	2022Q4	22151	ATLANTIC	NHPP-0030 (368)	1,000	\$100.00			\$20.00

HISTORICAL BID PRICE LISTING
 BY REGION

REGION: S

PAY ITEM	CALENDAR QUARTER	CONTRACT NUMBER	COUNTY LOCATION	PROJECT DESCRIPTION	BID QUANTITY	AWARD PRICE	SECOND BIDDER	THIRD BIDDER	ESTIMATE
ULTRA-THIN FRICTION COURSE / T									
403003M	2022Q3	22140	GLOUCESTER	NHP-0055 (304)	12,900	\$240.00	\$220.00		\$160.00
POLYMER MODIFIED TACK COAT / GAL									
403005M	2022Q3	22140	GLOUCESTER	NHP-0055 (304)	76,000	\$4.10	\$6.49		\$5.00

HISTORICAL BID PRICE LISTING
 BY REGION

REGION: S

PAY ITEM	CALENDAR QUARTER	CONTRACT NUMBER	COUNTY LOCATION	PROJECT DESCRIPTION	BID QUANTITY	AWARD PRICE	SECOND BIDDER	THIRD BIDDER	ESTIMATE
STONE MATRIX ASPHALT 12.5 MM SURFACE COU / T									
404006M	2023Q1	23407	BURLINGTON	STATE	2,000	\$175.00	\$172.00	\$150.00	\$185.00
		23409	CAPE MAY	STATE	2,000	\$160.00			\$185.00
		23408	BURLINGTON	STATE	18,836	\$142.00	\$126.25	\$135.00	\$147.32
		23407	BURLINGTON	STATE	31,333	\$120.00	\$140.00	\$125.00	\$130.04

HISTORICAL BID PRICE LISTING
BY REGION

REGION: S

PAY ITEM	CALENDAR QUARTER	CONTRACT NUMBER	COUNTY LOCATION	PROJECT DESCRIPTION	BID QUANTITY	AWARD PRICE	SECOND BIDDER	THIRD BIDDER	ESTIMATE

MICROPAVING JOINTS / LF									
421007M	2022Q3	22138	GLOUCESTER	NHP-0322 (330)	30,000	\$4.10			\$4.00
		22140	GLOUCESTER	NHP-0055 (304)	109,216	\$10.00	\$4.98		\$4.00
	2022Q4	22151	ATLANTIC	NHPP-0030 (368)	11,737	\$4.97			\$5.00
		22156	BURLINGTON	NHP-0009 (332)	22,300	\$4.90			\$5.00
	2023Q2	23117	SALEM	0045146	25,000	\$4.95			\$5.00

SLURRY SEAL AGGREGATE, TYPE II / T									
421010M	2022Q3	22138	GLOUCESTER	NHP-0322 (330)	1,300	\$128.89			\$155.00
		22140	GLOUCESTER	NHP-0055 (304)	3,093	\$110.00	\$119.73		\$120.00
	2022Q4	22151	ATLANTIC	NHPP-0030 (368)	2,574	\$126.00			\$180.00

SLURRY SEAL EMULSION / GAL									
421011M	2022Q3	22138	GLOUCESTER	NHP-0322 (330)	34,975	\$11.09			\$18.00
		22140	GLOUCESTER	NHP-0055 (304)	91,194	\$9.15	\$11.50		\$15.00
	2022Q4	22151	ATLANTIC	NHPP-0030 (368)	57,813	\$11.73			\$22.00

HISTORICAL BID PRICE LISTING
 BY REGION

REGION: S

PAY ITEM	CALENDAR QUARTER	CONTRACT NUMBER	COUNTY LOCATION	PROJECT DESCRIPTION	BID QUANTITY	AWARD PRICE	SECOND BIDDER	THIRD BIDDER	ESTIMATE
FOG SEAL STRIP / LF									
422004M	2022Q4	22139	GLOUCESTER	NHP-0040 (318)	586	\$3.00	\$8.00	\$3.50	\$3.00
		22151	ATLANTIC	NHPP-0030 (368)	10,670	\$0.95			\$2.00

HISTORICAL BID PRICE LISTING
 BY REGION

REGION: S

PAY ITEM	CALENDAR QUARTER	CONTRACT NUMBER	COUNTY LOCATION	PROJECT DESCRIPTION	BID QUANTITY	AWARD PRICE	SECOND BIDDER	THIRD BIDDER	ESTIMATE
CHIP SEAL PG88-22FR / SY									
424110M	2022Q4	22156	BURLINGTON	NHP-0009(332)	117,087	\$6.97			\$5.00
	2023Q2	23117	SALEM	0045146	131,722	\$6.74			\$6.90

HISTORICAL BID PRICE LISTING
 BY REGION

REGION: S

PAY ITEM	CALENDAR QUARTER	CONTRACT NUMBER	COUNTY LOCATION	PROJECT DESCRIPTION	BID QUANTITY	AWARD PRICE	SECOND BIDDER	THIRD BIDDER	ESTIMATE	
FULL DEPTH CONCRETE PAVEMENT REPAIR, HMA / SY										
453006M	2022Q4	22151	ATLANTIC	NHPP-0030 (368)	30	\$500.00			\$85.00	
		22135	CAMDEN	NHP-0130 (328)	200	\$1.00	\$465.00	\$250.00	\$150.00	
	2023Q1	23407	BURLINGTON	STATE		50	\$200.00	\$50.00	\$200.00	\$184.00
		23408	BURLINGTON	STATE		50	\$75.00	\$417.00	\$160.00	\$184.00
		23409	CAPE MAY	STATE		200	\$20.00			\$184.00
		23407	BURLINGTON	STATE		375	\$1.50	\$0.01	\$3.00	\$184.00
		23409	CAPE MAY	STATE		375	\$0.75			\$184.00

HISTORICAL BID PRICE LISTING
 BY REGION

REGION: S

PAY ITEM	CALENDAR QUARTER	CONTRACT NUMBER	COUNTY LOCATION	PROJECT DESCRIPTION	BID QUANTITY	AWARD PRICE	SECOND BIDDER	THIRD BIDDER	ESTIMATE

TEMPORARY SHEETING / SF									
501003P	2022Q4	22135	CAMDEN	NHP-0130 (328)	22,000	\$0.01	\$110.00	\$40.00	\$50.00

PERMANENT SHEETING / SF									
501006P	2022Q4	22135	CAMDEN	NHP-0130 (328)	2,420	\$75.00	\$180.00	\$115.00	\$130.00

TEMPORARY COFFERDAM / LS									
501009P	2022Q4	22135	CAMDEN	NHP-0130 (328)	1	\$2,000,000	\$2,000,000	\$2,250,000	\$2,000,000

TEMPORARY EMBANKMENT SUPPORT SYSTEM / LS									
501019P	2022Q4	22135	CAMDEN	NHP-0130 (328)	1	\$5,000	\$85,340	\$42,000	\$15,000

HISTORICAL BID PRICE LISTING
BY REGION

REGION: S

PAY ITEM	CALENDAR QUARTER	CONTRACT NUMBER	COUNTY LOCATION	PROJECT DESCRIPTION	BID QUANTITY	AWARD PRICE	SECOND BIDDER	THIRD BIDDER	ESTIMATE
FURNISHING EQUIPMENT FOR DRIVING PILES / LS									
502003P	2022Q4	22135	CAMDEN	NHP-0130 (328)	1	\$2,000,000	\$750,000	\$165,000	\$750,000

PREBORED HOLE / LF									
502006M	2022Q4	22135	CAMDEN	NHP-0130 (328)	280	\$1.00	\$500.00	\$425.00	\$200.00

TEST PILE, FURNISHED / LF									
502009M	2022Q4	22135	CAMDEN	NHP-0130 (328)	638	\$95.00	\$200.00	\$175.00	\$110.00

TEST PILE, DRIVEN / LF									
502012M	2022Q4	22135	CAMDEN	NHP-0130 (328)	586	\$65.00	\$200.00	\$183.00	\$70.00

DYNAMIC PILE LOAD TEST / U									
502018M	2022Q4	22135	CAMDEN	NHP-0130 (328)	8	\$2,600	\$7,000	\$2,975	\$2,800

HISTORICAL BID PRICE LISTING
 BY REGION

REGION: S

PAY ITEM	CALENDAR QUARTER	CONTRACT NUMBER	COUNTY LOCATION	PROJECT DESCRIPTION	BID QUANTITY	AWARD PRICE	SECOND BIDDER	THIRD BIDDER	ESTIMATE

STEEL H-PILE, FURNISHED, HP 14 X 102 / LF									
502173M	2022Q4	22135	CAMDEN	NHP-0130 (328)	7,972	\$105.00	\$103.00	\$175.00	\$110.00

STEEL H-PILE, DRIVEN, HP 14 X 102 / LF									
502191M	2022Q4	22135	CAMDEN	NHP-0130 (328)	7,592	\$40.00	\$75.00	\$45.00	\$70.00

HISTORICAL BID PRICE LISTING
 BY REGION

REGION: S

PAY ITEM -----	CALENDAR QUARTER -----	CONTRACT NUMBER -----	COUNTY LOCATION -----	PROJECT DESCRIPTION -----	BID QUANTITY -----	AWARD PRICE -----	SECOND BIDDER -----	THIRD BIDDER -----	ESTIMATE -----
PILE SHOE / U									
502207M	2022Q4	22135	CAMDEN	NHP-0130 (328)	124	\$225.00	\$500.00	\$155.00	\$320.00

HISTORICAL BID PRICE LISTING
 BY REGION

REGION: S

PAY ITEM	CALENDAR QUARTER	CONTRACT NUMBER	COUNTY LOCATION	PROJECT DESCRIPTION	BID QUANTITY	AWARD PRICE	SECOND BIDDER	THIRD BIDDER	ESTIMATE
-----	-----	-----	-----	-----	-----	-----	-----	-----	-----
RESTRIKE WITH PDA AND CAPWAP ANALYSIS / U									
502307M	2022Q4	22135	CAMDEN	NHP-0130 (328)	8	\$5,700	\$7,000	\$5,000	\$3,500

HISTORICAL BID PRICE LISTING
BY REGION

REGION: S

PAY ITEM	CALENDAR QUARTER	CONTRACT NUMBER	COUNTY LOCATION	PROJECT DESCRIPTION	BID QUANTITY	AWARD PRICE	SECOND BIDDER	THIRD BIDDER	ESTIMATE
REINFORCEMENT STEEL, EPOXY-COATED / LB									
504006P	2022Q4	22135	CAMDEN	NHP-0130 (328)	5,180	\$2.00	\$3.00	\$3.25	\$3.00
		22135	CAMDEN	NHP-0130 (328)	41,310	\$2.00	\$3.00	\$3.25	\$3.00
		22135	CAMDEN	NHP-0130 (328)	418,420	\$2.00	\$3.00	\$3.25	\$3.00

CONCRETE FOOTING / CY									
504015P	2022Q4	22135	CAMDEN	NHP-0130 (328)	240	\$825	\$3,000	\$1,350	\$900.00

CONCRETE ABUTMENT WALL / CY									
504024P	2022Q4	22135	CAMDEN	NHP-0130 (328)	260	\$1,700	\$3,500	\$2,250	\$2,000

CONCRETE PIER COLUMN AND CAP / CY									
504027P	2022Q4	22135	CAMDEN	NHP-0130 (328)	160	\$2,400	\$6,000	\$2,950	\$2,400

CONCRETE SEAL / CY									
504029P	2022Q4	22135	CAMDEN	NHP-0130 (328)	510	\$200	\$1,200	\$425	\$350.00

CONCRETE PIER SHAFT / CY									
504030P	2022Q4	22135	CAMDEN	NHP-0130 (328)	290	\$1,000	\$4,000	\$1,975	\$1,500

EPOXY WATERPROOFING / SY									
504036P	2022Q4	22135	CAMDEN	NHP-0130 (328)	20	\$200.00	\$400.00	\$175.00	\$75.00
	2023Q1	22473	CAMDEN	0676302	1,340	\$50.00	\$55.00	\$65.00	\$180.00
		22452	GLOUCESTER	NHP-0040 (316)	8,553	\$68.00	\$60.00	\$105.00	\$45.00

CONCRETE SURFACE TREATMENT / SY									
504040P	2022Q4	22135	CAMDEN	NHP-0130 (328)	200	\$65.00	\$170.00	\$75.00	\$65.00

HISTORICAL BID PRICE LISTING
 BY REGION

REGION: S

PAY ITEM	CALENDAR QUARTER	CONTRACT NUMBER	COUNTY LOCATION	PROJECT DESCRIPTION	BID QUANTITY	AWARD PRICE	SECOND BIDDER	THIRD BIDDER	ESTIMATE
CONCRETE STAINING / SY									
504048P	2022Q4	22135	CAMDEN	NHP-0130 (328)	40	\$22.50	\$110.00	\$28.00	\$30.00
		22135	CAMDEN	NHP-0130 (328)	270	\$22.50	\$110.00	\$28.00	\$30.00
		22135	CAMDEN	NHP-0130 (328)	450	\$23.00	\$110.00	\$28.00	\$30.00
		22135	CAMDEN	NHP-0130 (328)	1,030	\$22.50	\$104.00	\$28.00	\$30.00

HISTORICAL BID PRICE LISTING
BY REGION

REGION: S

PAY ITEM	CALENDAR QUARTER	CONTRACT NUMBER	COUNTY LOCATION	PROJECT DESCRIPTION	BID QUANTITY	AWARD PRICE	SECOND BIDDER	THIRD BIDDER	ESTIMATE
STRUCTURAL STEEL / LS									
506003P	2022Q4	22135	CAMDEN	NHP-0130 (328)	1	\$8,650,000	\$5,050,969	\$9,795,000	\$5,300,000
REINFORCED ELASTOMERIC BEARING ASSEMBLY / U									
506006P	2022Q4	22135	CAMDEN	NHP-0130 (328)	24	\$6,000	\$7,000	\$6,000	\$2,700
ELASTOMERIC BEARING ASSEMBLY / U									
506007M	2022Q4	22135	CAMDEN	NHP-0130 (328)	24	\$4,000	\$5,000	\$1,850	\$1,000
SHEAR CONNECTOR / U									
506012P	2022Q4	22135	CAMDEN	NHP-0130 (328)	11,568	\$5.75	\$6.25	\$8.00	\$8.00
LUBRICATE BEARING / U									
506013P	2023Q1	22473	CAMDEN	0676302	278	\$50.00	\$100.00	\$100.00	\$270.00
		22452	GLOUCESTER	NHP-0040 (316)	708	\$67.00	\$118.00	\$41.00	\$65.00
TEMPORARY BEAM / LS									
506070P	2022Q4	22135	CAMDEN	NHP-0130 (328)	1	\$300,000	\$500,000	\$425,000	\$200,000

HISTORICAL BID PRICE LISTING
BY REGION

REGION: S

PAY ITEM	CALENDAR QUARTER	CONTRACT NUMBER	COUNTY LOCATION	PROJECT DESCRIPTION	BID QUANTITY	AWARD PRICE	SECOND BIDDER	THIRD BIDDER	ESTIMATE
STRIP SEAL EXPANSION JOINT ASSEMBLY / LF									
507015P	2022Q4	22135	CAMDEN	NHP-0130 (328)	184	\$700	\$600	\$1,050	\$475.00
CONCRETE BRIDGE DECK, HPC / CY									
507024P	2022Q4	22135	CAMDEN	NHP-0130 (328)	840	\$1,300	\$1,250	\$2,650	\$1,800
CONCRETE BRIDGE SIDEWALK, HPC / CY									
507033P	2022Q4	22135	CAMDEN	NHP-0130 (328)	102	\$900	\$1,200	\$1,350	\$750.00
CONCRETE BRIDGE PARAPET WITH MOMENT SLAB / LF									
507038P	2022Q4	22135	CAMDEN	NHP-0130 (328)	31	\$600	\$1,050	\$1,150	\$750.00
		22135	CAMDEN	NHP-0130 (328)	60	\$600.00	\$800.00	\$650.00	\$750.00
		22135	CAMDEN	NHP-0130 (328)	481	\$600.00	\$960.00	\$650.00	\$750.00
CONCRETE BRIDGE PARAPET, HPC / LF									
507039P	2022Q4	22135	CAMDEN	NHP-0130 (328)	1,440	\$300.00	\$275.00	\$265.00	\$300.00
CONCRETE SLEEPER SLAB / CY									
507050M	2022Q4	22135	CAMDEN	NHP-0130 (328)	96	\$1,050	\$1,550	\$950	\$1,000
CONCRETE BRIDGE RELIEF SLAB / SY									
507054P	2022Q4	22135	CAMDEN	NHP-0130 (328)	245	\$450.00	\$625.00	\$425.00	\$350.00
STEEL 1 BAR BRIDGE RAILING / LF									
507082P	2022Q4	22135	CAMDEN	NHP-0130 (328)	51	\$141.00	\$130.00	\$225.00	\$180.00

HISTORICAL BID PRICE LISTING
 BY REGION

REGION: S

PAY ITEM	CALENDAR QUARTER	CONTRACT NUMBER	COUNTY LOCATION	PROJECT DESCRIPTION	BID QUANTITY	AWARD PRICE	SECOND BIDDER	THIRD BIDDER	ESTIMATE
STEEL 1 BAR BRIDGE RAILING / LF									
507082P	(cont)	22135	CAMDEN	NHP-0130 (328)	471	\$141.00	\$185.00	\$225.00	\$180.00
		22135	CAMDEN	NHP-0130 (328)	734	\$141.00	\$190.00	\$225.00	\$180.00

HISTORICAL BID PRICE LISTING
 BY REGION

REGION: S

PAY ITEM	CALENDAR QUARTER	CONTRACT NUMBER	COUNTY LOCATION	PROJECT DESCRIPTION	BID QUANTITY	AWARD PRICE	SECOND BIDDER	THIRD BIDDER	ESTIMATE
-----	-----	-----	-----	-----	-----	-----	-----	-----	-----
TEMPORARY CONCRETE MOMENT SLAB / CY	2022Q4	22135	CAMDEN	NHP-0130 (328)	47	\$750	\$2,300	\$1,400	\$800.00

HISTORICAL BID PRICE LISTING
 BY REGION

REGION: S

PAY ITEM	CALENDAR QUARTER	CONTRACT NUMBER	COUNTY LOCATION	PROJECT DESCRIPTION	BID QUANTITY	AWARD PRICE	SECOND BIDDER	THIRD BIDDER	ESTIMATE
CLEAN EXISTING SCUPPERS AND PIPES / U									
508005M	2023Q1	22452	GLOUCESTER	NHP-0040 (316)	63	\$109.00	\$300.00	\$350.00	\$215.00

SCUPPER / U									
508006M	2022Q4	22135	CAMDEN	NHP-0130 (328)	2	\$3,200	\$7,000	\$4,500	\$3,500

10" STEEL ALLOY PIPE / LF									
508012P	2022Q4	22135	CAMDEN	NHP-0130 (328)	16	\$450	\$790	\$1,200	\$330.00

HISTORICAL BID PRICE LISTING
 BY REGION

REGION: S

PAY ITEM	CALENDAR QUARTER	CONTRACT NUMBER	COUNTY LOCATION	PROJECT DESCRIPTION	BID QUANTITY	AWARD PRICE	SECOND BIDDER	THIRD BIDDER	ESTIMATE
CHAIN-LINK FENCE, TYPE IV / LF	2022Q4	22135	CAMDEN	NHP-0130 (328)	640	\$175.00	\$275.00	\$350.00	\$180.00

HISTORICAL BID PRICE LISTING
 BY REGION

REGION: S

PAY ITEM	CALENDAR QUARTER	CONTRACT NUMBER	COUNTY LOCATION	PROJECT DESCRIPTION	BID QUANTITY	AWARD PRICE	SECOND BIDDER	THIRD BIDDER	ESTIMATE
TIDE CLEARANCE GAUGE / U									
511019M	2022Q4	22135	CAMDEN	NHP-0130 (328)	2	\$20,000	\$6,000	\$6,500	\$5,000
FENDER SYSTEM / LF									
511020P	2022Q4	22135	CAMDEN	NHP-0130 (328)	316	\$6,500	\$6,000	\$8,750	\$4,250

HISTORICAL BID PRICE LISTING
 BY REGION

REGION: S

PAY ITEM	CALENDAR QUARTER	CONTRACT NUMBER	COUNTY LOCATION	PROJECT DESCRIPTION	BID QUANTITY	AWARD PRICE	SECOND BIDDER	THIRD BIDDER	ESTIMATE

RETAINING WALL, LOCATION NO. ____ / SF									
513003P	2022Q4	22135	CAMDEN	NHP-0130 (328)	1,720	\$70.00	\$135.00	\$135.00	\$150.00
		22135	CAMDEN	NHP-0130 (328)	13,480	\$75.00	\$125.00	\$135.00	\$150.00
		22135	CAMDEN	NHP-0130 (328)	26,480	\$93.00	\$135.00	\$175.00	\$150.00

RETAINING WALL, CAST-IN-PLACE, LOCATION / SF									
513006P	2022Q4	22135	CAMDEN	NHP-0130 (328)	430	\$350.00	\$510.00	\$415.00	\$95.00
		22135	CAMDEN	NHP-0130 (328)	920	\$185.00	\$350.00	\$245.00	\$95.00
		22135	CAMDEN	NHP-0130 (328)	2,650	\$200.00	\$250.00	\$250.00	\$95.00
		22135	CAMDEN	NHP-0130 (328)	3,700	\$200.00	\$425.00	\$245.00	\$95.00

HISTORICAL BID PRICE LISTING
 BY REGION

REGION: S

PAY ITEM	CALENDAR QUARTER	CONTRACT NUMBER	COUNTY LOCATION	PROJECT DESCRIPTION	BID QUANTITY	AWARD PRICE	SECOND BIDDER	THIRD BIDDER	ESTIMATE
PERMANENT GROUND ANCHOR / U	2022Q4	22135	CAMDEN	NHP-0130 (328)	2,675	\$1,200	\$2,500	\$1,950	\$650.00

HISTORICAL BID PRICE LISTING
 BY REGION

REGION: S

PAY ITEM	CALENDAR QUARTER	CONTRACT NUMBER	COUNTY LOCATION	PROJECT DESCRIPTION	BID QUANTITY	AWARD PRICE	SECOND BIDDER	THIRD BIDDER	ESTIMATE

CONCRETE DECK REPAIR, TYPE B / SF									
551006M	2023Q1	22452	GLOUCESTER	NHP-0040 (316)	3,870	\$84.00	\$92.00	\$250.00	\$70.00

CONCRETE DECK REPAIR, TYPE C / SF									
551009M	2023Q1	22452	GLOUCESTER	NHP-0040 (316)	250	\$125.00	\$225.00	\$650.00	\$350.00

HISTORICAL BID PRICE LISTING
 BY REGION

REGION: S

PAY ITEM	CALENDAR QUARTER	CONTRACT NUMBER	COUNTY LOCATION	PROJECT DESCRIPTION	BID QUANTITY	AWARD PRICE	SECOND BIDDER	THIRD BIDDER	ESTIMATE
-----	-----	-----	-----	-----	-----	-----	-----	-----	-----
PRESSURE INJECTION, CONCRETE CRACKS / LF									
552003M	2023Q1	22452	GLOUCESTER	NHP-0040 (316)	1,000	\$10.00	\$125.00	\$65.00	\$100.00

HISTORICAL BID PRICE LISTING
 BY REGION

REGION: S

PAY ITEM	CALENDAR QUARTER	CONTRACT NUMBER	COUNTY LOCATION	PROJECT DESCRIPTION	BID QUANTITY	AWARD PRICE	SECOND BIDDER	THIRD BIDDER	ESTIMATE
-----	-----	-----	-----	-----	-----	-----	-----	-----	-----
SUBSTRUCTURE CONCRETE REPAIR / SF									
555003M	2023Q1	22473	CAMDEN	0676302	400	\$45.00	\$285.00	\$285.00	\$350.00
		22452	GLOUCESTER	NHP-0040 (316)	555	\$427.00	\$415.00	\$300.00	\$150.00

HISTORICAL BID PRICE LISTING
 BY REGION

REGION: S

PAY ITEM	CALENDAR QUARTER	CONTRACT NUMBER	COUNTY LOCATION	PROJECT DESCRIPTION	BID QUANTITY	AWARD PRICE	SECOND BIDDER	THIRD BIDDER	ESTIMATE
18" REINFORCED CONCRETE PIPE / LF									
601124P	2022Q4	22135	CAMDEN	NHP-0130 (328)	1,328	\$250.00	\$190.00	\$225.00	\$125.00

HISTORICAL BID PRICE LISTING
 BY REGION

REGION: S

PAY ITEM	CALENDAR QUARTER	CONTRACT NUMBER	COUNTY LOCATION	PROJECT DESCRIPTION	BID QUANTITY	AWARD PRICE	SECOND BIDDER	THIRD BIDDER	ESTIMATE
8" PERFORATED HD POLYETHYLENE PIPE / LF									
601419P	2022Q4	22135	CAMDEN	NHP-0130 (328)	300	\$100.00	\$75.00	\$80.00	\$35.00

HISTORICAL BID PRICE LISTING
BY REGION

REGION: S

PAY ITEM	CALENDAR QUARTER	CONTRACT NUMBER	COUNTY LOCATION	PROJECT DESCRIPTION	BID QUANTITY	AWARD PRICE	SECOND BIDDER	THIRD BIDDER	ESTIMATE
VIDEO INSPECTION OF PIPE / LF									
601664M	2023Q2	23456	ATLANTIC	D00S (661)	495,000	\$5.50	\$5.25		\$5.00

CLEANING EXISTING PIPE, 12" TO 24" DIAME / LF									
601670M	2022Q4	22135	CAMDEN	NHP-0130 (328)	318	\$13.00	\$19.00	\$15.00	\$12.00
	2023Q1	23407	BURLINGTON	STATE	113	\$30.00	\$36.00	\$8.00	\$30.00
		23408	BURLINGTON	STATE	200	\$40.00	\$20.00	\$7.75	\$30.00
		23409	CAPE MAY	STATE	2,000	\$6.00			\$30.00

CLEANING EXISTING PIPE, OVER 24" TO 48" / LF									
601672M	2022Q4	22135	CAMDEN	NHP-0130 (328)	264	\$31.00	\$45.00	\$35.00	\$14.00

16" DUCTILE IRON PIPE / LF									
601680M	2022Q4	22135	CAMDEN	NHP-0130 (328)	33	\$250.00	\$250.00	\$350.00	\$160.00

18" DUCTILE IRON PIPE / LF									
601681M	2022Q4	22135	CAMDEN	NHP-0130 (328)	898	\$265.00	\$275.00	\$300.00	\$172.00

24" DUCTILE IRON PIPE / LF									
601682M	2022Q4	22135	CAMDEN	NHP-0130 (328)	423	\$330.00	\$330.00	\$400.00	\$205.00

30" DUCTILE IRON PIPE / LF									
601683M	2022Q4	22135	CAMDEN	NHP-0130 (328)	213	\$450.00	\$540.00	\$700.00	\$265.00

HISTORICAL BID PRICE LISTING
 BY REGION

REGION: S

PAY ITEM	CALENDAR QUARTER	CONTRACT NUMBER	COUNTY LOCATION	PROJECT DESCRIPTION	BID QUANTITY	AWARD PRICE	SECOND BIDDER	THIRD BIDDER	ESTIMATE

36" DUCTILE IRON PIPE / LF									
601741M	2022Q4	22135	CAMDEN	NHP-0130 (328)	103	\$750	\$690	\$1,000	\$310.00

42" DUCTILE IRON PIPE / LF									
601742M	2022Q4	22135	CAMDEN	NHP-0130 (328)	150	\$825	\$1,150	\$1,200	\$360.00

48" DUCTILE IRON PIPE / LF									
601743M	2022Q4	22135	CAMDEN	NHP-0130 (328)	172	\$1,100	\$1,550	\$1,500	\$440.00

HISTORICAL BID PRICE LISTING
BY REGION

REGION: S

PAY ITEM	CALENDAR QUARTER	CONTRACT NUMBER	COUNTY LOCATION	PROJECT DESCRIPTION	BID QUANTITY	AWARD PRICE	SECOND BIDDER	THIRD BIDDER	ESTIMATE

CONCRETE HEADWALL / CY									
602006P	2022Q4	22135	CAMDEN	NHP-0130 (328)	16	\$1,800	\$30,000	\$2,700	\$2,000

INLET, TYPE A / U									
602009M	2022Q4	22135	CAMDEN	NHP-0130 (328)	1	\$5,600	\$3,500	\$7,500	\$3,000

SPECIAL INLET, TYPE B / U									
602011M	2022Q4	22135	CAMDEN	NHP-0130 (328)	2	\$35,000	\$24,000	\$30,000	\$14,500

INLET, TYPE B / U									
602012M	2022Q4	22135	CAMDEN	NHP-0130 (328)	34	\$7,700	\$7,000	\$10,000	\$4,600

INLET, TYPE DOUBLE B / U									
602013M	2022Q4	22135	CAMDEN	NHP-0130 (328)	4	\$11,000	\$9,500	\$12,000	\$8,000

INLET, TYPE E / U									
602018M	2022Q4	22135	CAMDEN	NHP-0130 (328)	8	\$7,400	\$7,000	\$10,000	\$3,000

INLET, TYPE D-1 / U									
602030M	2022Q4	22135	CAMDEN	NHP-0130 (328)	2	\$12,000	\$13,000	\$12,500	\$5,000

STORM DRAIN MARKER / U									
602031M	2023Q1	23407	BURLINGTON	STATE	1	\$100.00	\$50.00	\$50.00	\$116.57

INLET, TYPE B MODIFIED / U									
602045M	2022Q4	22135	CAMDEN	NHP-0130 (328)	10	\$7,600	\$7,900	\$10,000	\$5,200

HISTORICAL BID PRICE LISTING
 BY REGION

REGION: S

PAY ITEM	CALENDAR QUARTER	CONTRACT NUMBER	COUNTY LOCATION	PROJECT DESCRIPTION	BID QUANTITY	AWARD PRICE	SECOND BIDDER	THIRD BIDDER	ESTIMATE

MANHOLE, 4' DIAMETER / U									
602054M	2022Q4	22135	CAMDEN	NHP-0130 (328)	5	\$8,100	\$9,000	\$14,000	\$5,500

MANHOLE, 5' DIAMETER / U									
602057M	2022Q4	22135	CAMDEN	NHP-0130 (328)	2	\$12,000	\$14,000	\$15,000	\$7,500

MANHOLE, 6' DIAMETER / U									
602060M	2022Q4	22135	CAMDEN	NHP-0130 (328)	3	\$12,500	\$17,000	\$22,000	\$9,000

RESET EXISTING CASTING / U									
602099M	2022Q3	22140	GLOUCESTER	NHP-0055 (304)	5	\$100	\$2,500		\$750.00
	2022Q4	22135	CAMDEN	NHP-0130 (328)	1	\$750	\$5,000	\$7,000	\$700.00
		22151	ATLANTIC	NHPP-0030 (368)	5	\$3,000			\$800.00

HISTORICAL BID PRICE LISTING
BY REGION

REGION: S

PAY ITEM	CALENDAR QUARTER	CONTRACT NUMBER	COUNTY LOCATION	PROJECT DESCRIPTION	BID QUANTITY	AWARD PRICE	SECOND BIDDER	THIRD BIDDER	ESTIMATE
SET INLET TYPE A, CASTING / U									
602102M	2023Q1	23409	CAPE MAY	STATE	5	\$1,100			\$871.88
		23407	BURLINGTON	STATE	20	\$10.00	\$0.01	\$100.00	\$871.87
		23409	CAPE MAY	STATE	20	\$0.01			\$871.87

SET INLET TYPE B, CASTING / U									
602105M	2023Q1	23407	BURLINGTON	STATE	6	\$250	\$1,750	\$1,700	\$1,467
		23409	CAPE MAY	STATE	7	\$1,500			\$1,467
		23407	BURLINGTON	STATE	20	\$10.00	\$0.01	\$100.00	\$1,467
		23409	CAPE MAY	STATE	20	\$0.01			\$1,467
		23408	BURLINGTON	STATE	35	\$1,800	\$1,600	\$940	\$1,467

SET INLET TYPE E, CASTING / U									
602108M	2023Q1	23408	BURLINGTON	STATE	2	\$1,950	\$1,660	\$985	\$1,368
		23407	BURLINGTON	STATE	19	\$250	\$1,850	\$1,700	\$1,374
		23407	BURLINGTON	STATE	20	\$10.00	\$0.01	\$100.00	\$1,374
		23409	CAPE MAY	STATE	20	\$0.01			\$1,374

SET INLET TYPE ES, CASTING / U									
602111M	2023Q1	23408	BURLINGTON	STATE	2	\$3,150	\$3,650	\$985	\$2,159
		23407	BURLINGTON	STATE	5	\$10.00	\$0.01	\$100.00	\$2,204
		23409	CAPE MAY	STATE	5	\$0.01			\$2,204
		23407	BURLINGTON	STATE	6	\$250	\$3,025	\$2,200	\$2,206
		23409	CAPE MAY	STATE	12	\$3,700			\$2,204

SET MANHOLE CASTING / U									
602114M	2023Q1	23407	BURLINGTON	STATE	10	\$10.00	\$0.01	\$100.00	\$951.38
		23409	CAPE MAY	STATE	10	\$0.01			\$951.38
		23407	BURLINGTON	STATE	12	\$250	\$1,000	\$1,000	\$952.38
		23409	CAPE MAY	STATE	19	\$1,000			\$951.38
		23408	BURLINGTON	STATE	57	\$1,125	\$1,269	\$535	\$952.38

HISTORICAL BID PRICE LISTING
BY REGION

REGION: S

PAY ITEM	CALENDAR QUARTER	CONTRACT NUMBER	COUNTY LOCATION	PROJECT DESCRIPTION	BID QUANTITY	AWARD PRICE	SECOND BIDDER	THIRD BIDDER	ESTIMATE
RECONSTRUCTED INLET, TYPE ____, NEW CAST / U									
602149M	2022Q4	22135	CAMDEN	NHP-0130 (328)	2	\$3,500	\$3,200	\$3,500	\$3,000

RECONSTRUCTED INLET, TYPE A, USING NEW C / U									
602150M	2023Q1	23409	CAPE MAY	STATE	3	\$1,800			\$1,453
		23407	BURLINGTON	STATE	10	\$10.00	\$0.01	\$150.00	\$1,453
		23409	CAPE MAY	STATE	10	\$0.01			\$1,453

RECONSTRUCTED INLET, TYPE B, USING NEW C / U									
602153M	2023Q1	23407	BURLINGTON	STATE	9	\$500	\$1,925	\$2,000	\$2,091
		23408	BURLINGTON	STATE	17	\$2,000	\$2,230	\$1,835	\$2,152
		23407	BURLINGTON	STATE	20	\$10.00	\$0.01	\$150.00	\$2,091
		23409	CAPE MAY	STATE	20	\$0.01			\$2,091

RECONSTRUCTED INLET, TYPE E, USING NEW C / U									
602159M	2023Q1	23408	BURLINGTON	STATE	3	\$2,150	\$2,330	\$1,880	\$2,021
		23407	BURLINGTON	STATE	10	\$10.00	\$0.01	\$150.00	\$1,936
		23409	CAPE MAY	STATE	10	\$0.01			\$1,936
		23407	BURLINGTON	STATE	16	\$500	\$2,050	\$2,000	\$1,936

RECONSTRUCTED INLET, TYPE ES, USING NEW / U									
602160M	2023Q1	23407	BURLINGTON	STATE	4	\$500	\$3,025	\$2,900	\$3,831
		23408	BURLINGTON	STATE	4	\$3,150	\$4,300	\$1,880	\$4,025

RECONSTRUCTED MANHOLE, USING NEW CASTING / U									
602183M	2023Q1	23407	BURLINGTON	STATE	5	\$10.00	\$0.01	\$150.00	\$1,428
		23409	CAPE MAY	STATE	5	\$0.01			\$1,428

HISTORICAL BID PRICE LISTING
BY REGION

REGION: S

PAY ITEM	CALENDAR QUARTER	CONTRACT NUMBER	COUNTY LOCATION	PROJECT DESCRIPTION	BID QUANTITY	AWARD PRICE	SECOND BIDDER	THIRD BIDDER	ESTIMATE

MANHOLE COVER / U									
602207M	2023Q2	23456	ATLANTIC	D00S (661)	16	\$1,400	\$1,200		\$500.00

BICYCLE SAFE GRATE / U									
602210M	2023Q1	23407	BURLINGTON	STATE	4	\$500.00	\$350.00	\$350.00	\$562.01
		23409	CAPE MAY	STATE	21	\$400.00			\$562.01
		23407	BURLINGTON	STATE	100	\$2.00	\$0.01	\$10.00	\$562.01
		23409	CAPE MAY	STATE	100	\$10.00			\$562.01
	2023Q2	23456	ATLANTIC	D00S (661)	42	\$1,600	\$1,300		\$600.00

CURB PIECE / U									
602213M	2022Q3	22140	GLOUCESTER	NHP-0055 (304)	3	\$300	\$1,200		\$600.00
	2023Q1	23408	BURLINGTON	STATE	2	\$500.00	\$794.60	\$365.00	\$550.30
		23409	CAPE MAY	STATE	6	\$350.00			\$550.32
		23407	BURLINGTON	STATE	125	\$2.00	\$0.01	\$10.00	\$550.29
		23409	CAPE MAY	STATE	125	\$10.00			\$550.29
	2023Q2	23117	SALEM	0045146	4	\$2,220			\$500.00

CLEANING DRAINAGE STRUCTURE / U									
602216M	2022Q4	22135	CAMDEN	NHP-0130 (328)	1	\$300.00	\$450.00	\$400.00	\$300.00
		22139	GLOUCESTER	NHP-0040 (318)	9	\$250.00	\$350.00	\$700.00	\$500.00
	2023Q1	23407	BURLINGTON	STATE	1	\$500	\$1,100	\$300	\$490.89
		23409	CAPE MAY	STATE	4	\$300.00			\$490.57
		23408	BURLINGTON	STATE	7	\$425.00	\$550.00	\$350.00	\$498.96
		23407	BURLINGTON	STATE	50	\$1.00	\$0.01	\$10.00	\$490.57
		23409	CAPE MAY	STATE	50	\$5.00			\$490.57
	2023Q2	23117	SALEM	0045146	1	\$2,755			\$760.00
		23456	ATLANTIC	D00S (661)	3,800	\$667.00	\$600.00		\$150.00

HISTORICAL BID PRICE LISTING
 BY REGION

REGION: S

PAY ITEM	CALENDAR QUARTER	CONTRACT NUMBER	COUNTY LOCATION	PROJECT DESCRIPTION	BID QUANTITY	AWARD PRICE	SECOND BIDDER	THIRD BIDDER	ESTIMATE

JUNCTION CHAMBER / U									
602226M	2022Q4	22135	CAMDEN	NHP-0130 (328)	2	\$60,000	\$45,000	\$60,000	\$24,000

MANUFACTURED TREATMENT DEVICE / U									
602229M	2022Q4	22135	CAMDEN	NHP-0130 (328)	3	\$66,000	\$48,000	\$60,000	\$55,000

42" TIDE CONTROL CHECK VALVE, INLINE / U									
602295M	2022Q4	22135	CAMDEN	NHP-0130 (328)	1	\$32,000	\$34,000	\$42,000	\$30,000

HISTORICAL BID PRICE LISTING
 BY REGION

REGION: S

PAY ITEM	CALENDAR QUARTER	CONTRACT NUMBER	COUNTY LOCATION	PROJECT DESCRIPTION	BID QUANTITY	AWARD PRICE	SECOND BIDDER	THIRD BIDDER	ESTIMATE
48" TIDE CONTROL CHECK VALVE, INLINE / U									
602316M	2022Q4	22135	CAMDEN	NHP-0130 (328)	1	\$47,000	\$45,000	\$60,000	\$40,000

TRASH RACK / U									
602336M	2022Q4	22135	CAMDEN	NHP-0130 (328)	2	\$12,000	\$15,000	\$9,000	\$3,600

HISTORICAL BID PRICE LISTING
 BY REGION

REGION: S

PAY ITEM	CALENDAR QUARTER	CONTRACT NUMBER	COUNTY LOCATION	PROJECT DESCRIPTION	BID QUANTITY	AWARD PRICE	SECOND BIDDER	THIRD BIDDER	ESTIMATE

CONCRETE SLOPE PROTECTION, REINFORCED, 4 / SY									
603015P	2022Q4	22135	CAMDEN	NHP-0130 (328)	460	\$90.00	\$580.00	\$550.00	\$300.00

RIPRAP STONE CHANNEL PROTECTION, 12" THI / SY									
603036P	2022Q4	22135	CAMDEN	NHP-0130 (328)	127	\$105.00	\$85.00	\$100.00	\$100.00

ARTICULATED CONCRETE BLOCK MATTING, CLOS / SY									
603070P	2022Q4	22135	CAMDEN	NHP-0130 (328)	6,461	\$240.00	\$300.00	\$325.00	\$200.00

HISTORICAL BID PRICE LISTING
 BY REGION

REGION: S

PAY ITEM	CALENDAR QUARTER	CONTRACT NUMBER	COUNTY LOCATION	PROJECT DESCRIPTION	BID QUANTITY	AWARD PRICE	SECOND BIDDER	THIRD BIDDER	ESTIMATE
CONCRETE LOW FLOW CHANNEL / CY	2022Q4	22135	CAMDEN	NHP-0130 (328)	66	\$1,100	\$530	\$750	\$450.00

HISTORICAL BID PRICE LISTING
 BY REGION

REGION: S

PAY ITEM -----	CALENDAR CONTRACT QUARTER NUMBER -----	COUNTY LOCATION -----	PROJECT DESCRIPTION -----	BID QUANTITY -----	AWARD PRICE -----	SECOND BIDDER -----	THIRD BIDDER -----	ESTIMATE -----
GABION CHANNEL LINING / CY								
604012P	2022Q4 22135	CAMDEN	NHP-0130 (328)	71	\$750.00	\$280.00	\$350.00	\$380.00

HISTORICAL BID PRICE LISTING
 BY REGION

REGION: S

PAY ITEM	CALENDAR QUARTER	CONTRACT NUMBER	COUNTY LOCATION	PROJECT DESCRIPTION	BID QUANTITY	AWARD PRICE	SECOND BIDDER	THIRD BIDDER	ESTIMATE
CHAIN-LINK FENCE, PVC-COATED STEEL, 6' H / LF									
605027P	2022Q4	22135	CAMDEN	NHP-0130 (328)	1,835	\$27.00	\$53.00	\$55.00	\$70.00

HISTORICAL BID PRICE LISTING
 BY REGION

REGION: S

PAY ITEM	CALENDAR QUARTER	CONTRACT NUMBER	COUNTY LOCATION	PROJECT DESCRIPTION	BID QUANTITY	AWARD PRICE	SECOND BIDDER	THIRD BIDDER	ESTIMATE
-----	-----	-----	-----	-----	-----	-----	-----	-----	-----
GATE, CHAIN-LINK FENCE, PVC-COATED STEEL / U									
605108M	2022Q4	22135	CAMDEN	NHP-0130 (328)	1	\$1,800	\$3,800	\$4,000	\$1,500

HISTORICAL BID PRICE LISTING
BY REGION

REGION: S

PAY ITEM	CALENDAR QUARTER	CONTRACT NUMBER	COUNTY LOCATION	PROJECT DESCRIPTION	BID QUANTITY	AWARD PRICE	SECOND BIDDER	THIRD BIDDER	ESTIMATE

CONCRETE SIDEWALK, 4" THICK / SY									
606012P	2022Q4	22139	GLOUCESTER	NHP-0040 (318)	233	\$120.00	\$177.00	\$120.00	\$125.00
		22135	CAMDEN	NHP-0130 (328)	2,113	\$100.00	\$25.00	\$135.00	\$125.00
	2023Q1	22452	GLOUCESTER	NHP-0040 (316)	100	\$150.00	\$135.00	\$410.00	\$100.93
		23407	BURLINGTON	STATE	500	\$10.00	\$20.00	\$20.00	\$119.35
		23409	CAPE MAY	STATE	500	\$50.00			\$119.35

CONCRETE SIDEWALK, 6" THICK / SY									
606018P	2023Q1	23408	BURLINGTON	STATE	115	\$190.00	\$160.00	\$175.00	\$148.30
		23407	BURLINGTON	STATE	140	\$170.00	\$185.00	\$140.00	\$148.30
		23407	BURLINGTON	STATE	250	\$10.00	\$20.00	\$25.00	\$148.30
		23409	CAPE MAY	STATE	250	\$50.00			\$148.30
		23409	CAPE MAY	STATE	297	\$50.00			\$148.05

HOT MIX ASPHALT DRIVEWAY, 4" THICK / SY									
606036P	2022Q4	22135	CAMDEN	NHP-0130 (328)	1,060	\$46.00	\$84.00	\$60.00	\$75.00

HOT MIX ASPHALT DRIVEWAY, 6" THICK / SY									
606039P	2022Q4	22139	GLOUCESTER	NHP-0040 (318)	142	\$100.00	\$135.00	\$100.00	\$75.00
	2023Q1	23407	BURLINGTON	STATE	250	\$2.00	\$15.00	\$20.00	\$73.01
		23409	CAPE MAY	STATE	250	\$5.00			\$73.01
		23408	BURLINGTON	STATE	562	\$95.00	\$99.59	\$100.00	\$73.01
		23407	BURLINGTON	STATE	1,194	\$40.00	\$105.00	\$50.00	\$73.01
		23409	CAPE MAY	STATE	4,890	\$2.50			\$73.01

HOT MIX ASPHALT DRIVEWAY, VARIABLE THICK / SY									
606042P	2023Q1	23407	BURLINGTON	STATE	250	\$2.00	\$10.00	\$20.00	\$59.34
		23409	CAPE MAY	STATE	250	\$10.00			\$59.34
		23408	BURLINGTON	STATE	482	\$25.00	\$85.04	\$150.00	\$59.34

HISTORICAL BID PRICE LISTING
BY REGION

REGION: S

PAY ITEM	CALENDAR QUARTER	CONTRACT NUMBER	COUNTY LOCATION	PROJECT DESCRIPTION	BID QUANTITY	AWARD PRICE	SECOND BIDDER	THIRD BIDDER	ESTIMATE
HOT MIX ASPHALT DRIVEWAY, VARIABLE THICK / SY									
606042P	(cont)	23409	CAPE MAY	STATE	1,883	\$1.75			\$59.34
		23407	BURLINGTON	STATE	2,745	\$30.00	\$28.00	\$40.00	\$59.34

STONE OR GRAVEL DRIVEWAY, 4" THICK / SY									
606043P	2022Q4	22139	GLOUCESTER	NHP-0040 (318)	103	\$50.00	\$120.00	\$70.00	\$24.00

CONCRETE DRIVEWAY, 6" THICK / SY									
606051P	2022Q4	22139	GLOUCESTER	NHP-0040 (318)	102	\$175.00	\$208.00	\$150.00	\$145.00
	2023Q1	23409	CAPE MAY	STATE	208	\$125.00			\$164.71

CONCRETE DRIVEWAY, REINFORCED, 6" THICK / SY									
606057P	2022Q4	22135	CAMDEN	NHP-0130 (328)	153	\$145.00	\$185.00	\$195.00	\$160.00

CONCRETE ISLAND, 4" THICK / SY									
606075P	2022Q4	22139	GLOUCESTER	NHP-0040 (318)	119	\$150.00	\$160.00	\$100.00	\$125.00

CONCRETE ISLAND, 6" THICK / SY									
606078P	2022Q4	22135	CAMDEN	NHP-0130 (328)	655	\$110.00	\$150.00	\$145.00	\$135.00

DETECTABLE WARNING SURFACE / SY									
606084P	2022Q4	22135	CAMDEN	NHP-0130 (328)	11	\$350.00	\$400.00	\$375.00	\$350.00
		22139	GLOUCESTER	NHP-0040 (318)	17	\$300.00	\$539.00	\$250.00	\$280.00
	2023Q1	23408	BURLINGTON	STATE	9	\$130.00	\$300.00	\$500.00	\$390.06
		23407	BURLINGTON	STATE	13	\$250.00	\$130.00	\$350.00	\$398.89

HISTORICAL BID PRICE LISTING
 BY REGION

REGION: S

PAY ITEM	CALENDAR QUARTER	CONTRACT NUMBER	COUNTY LOCATION	PROJECT DESCRIPTION	BID QUANTITY	AWARD PRICE	SECOND BIDDER	THIRD BIDDER	ESTIMATE

DETECTABLE WARNING SURFACE / SY									
606084P	(cont)	23409	CAPE MAY	STATE	21	\$250.00			\$392.29
		23407	BURLINGTON	STATE	50	\$2.00	\$15.00	\$0.01	\$390.06
		23409	CAPE MAY	STATE	50	\$235.00			\$390.06

TURF PAVERS / SY									
606095P	2022Q4	22135	CAMDEN	NHP-0130 (328)	1,031	\$250.00	\$140.00	\$145.00	\$90.00

HISTORICAL BID PRICE LISTING
 BY REGION

REGION: S

PAY ITEM	CALENDAR QUARTER	CONTRACT NUMBER	COUNTY LOCATION	PROJECT DESCRIPTION	BID QUANTITY	AWARD PRICE	SECOND BIDDER	THIRD BIDDER	ESTIMATE

DECORATIVE PAVEMENT / SY									
606102P	2022Q4	22135	CAMDEN	NHP-0130 (328)	322	\$350.00	\$390.00	\$400.00	\$150.00

STAMPED COLORED CONC SIDEWALKS, 4" / SY									
606103P	2023Q1	23408	BURLINGTON	STATE	87	\$200.00	\$200.00	\$250.00	\$288.12

HISTORICAL BID PRICE LISTING
BY REGION

REGION: S

PAY ITEM	CALENDAR QUARTER	CONTRACT NUMBER	COUNTY LOCATION	PROJECT DESCRIPTION	BID QUANTITY	AWARD PRICE	SECOND BIDDER	THIRD BIDDER	ESTIMATE

24" X 32" CONCRETE BARRIER CURB / LF									
607006P	2022Q4	22135	CAMDEN	NHP-0130 (328)	867	\$175.00	\$192.00	\$185.00	\$150.00

9" X 16" CONCRETE VERTICAL CURB / LF									
607018P	2022Q3	22140	GLOUCESTER	NHP-0055 (304)	100	\$75.00	\$200.00		\$60.00
	2022Q4	22139	GLOUCESTER	NHP-0040 (318)	1,220	\$40.00	\$49.00	\$50.00	\$75.00
		22135	CAMDEN	NHP-0130 (328)	3,999	\$40.00	\$47.00	\$60.00	\$62.00
	2023Q1	23447	CAMDEN	N/A	100	\$40.00	\$75.00	\$50.00	\$35.00
		23409	CAPE MAY	STATE	302	\$50.00			\$69.00
		23407	BURLINGTON	STATE	685	\$45.00	\$44.00	\$59.00	\$69.00
		23408	BURLINGTON	STATE	811	\$45.00	\$68.00	\$85.00	\$69.00
		23407	BURLINGTON	STATE	1,000	\$7.00	\$10.00	\$30.00	\$69.00
		23409	CAPE MAY	STATE	1,000	\$40.00			\$69.00

9" X 18" CONCRETE VERTICAL CURB / LF									
607021P	2023Q1	23407	BURLINGTON	STATE	248	\$45.00	\$49.00	\$59.00	\$70.00
		23408	BURLINGTON	STATE	704	\$50.00	\$68.00	\$85.00	\$70.00
		23407	BURLINGTON	STATE	750	\$7.00	\$10.00	\$30.00	\$70.00
		23409	CAPE MAY	STATE	750	\$40.00			\$70.00
		23409	CAPE MAY	STATE	904	\$50.00			\$70.00

9" X 20" CONCRETE VERTICAL CURB / LF									
607024P	2023Q1	23409	CAPE MAY	STATE	24	\$50.00			\$71.01
		23407	BURLINGTON	STATE	100	\$7.00	\$10.00	\$30.00	\$71.00
		23409	CAPE MAY	STATE	100	\$40.00			\$71.00
		23408	BURLINGTON	STATE	366	\$56.00	\$68.00	\$85.00	\$71.00

12" X 13" CONCRETE SLOPING CURB / LF									
607030P	2022Q4	22135	CAMDEN	NHP-0130 (328)	2,266	\$40.00	\$52.00	\$65.00	\$46.00

HISTORICAL BID PRICE LISTING
 BY REGION

REGION: S

PAY ITEM	CALENDAR QUARTER	CONTRACT NUMBER	COUNTY LOCATION	PROJECT DESCRIPTION	BID QUANTITY	AWARD PRICE	SECOND BIDDER	THIRD BIDDER	ESTIMATE

12" X 13" CONCRETE SLOPING CURB / LF									
607030P	2023Q1	23409	CAPE MAY	STATE	38	\$50.00			\$100.32
		23407	BURLINGTON	STATE	80	\$60.00	\$48.00	\$65.00	\$100.00
		23408	BURLINGTON	STATE	121	\$49.00	\$68.00	\$85.00	\$75.00
		23407	BURLINGTON	STATE	250	\$7.00	\$10.00	\$30.00	\$75.00
		23409	CAPE MAY	STATE	250	\$40.00			\$75.00

9" X 14" CONCRETE VERTICAL CURB / LF									
607034P	2022Q4	22139	GLOUCESTER	NHP-0040 (318)	60	\$40.00	\$49.00	\$50.00	\$50.00
		22135	CAMDEN	NHP-0130 (328)	165	\$40.00	\$40.00	\$60.00	\$50.00
	2023Q1	23447	CAMDEN	N/A	100	\$40.00	\$75.00	\$50.00	\$34.00

HISTORICAL BID PRICE LISTING
 BY REGION

REGION: S

PAY ITEM	CALENDAR QUARTER	CONTRACT NUMBER	COUNTY LOCATION	PROJECT DESCRIPTION	BID QUANTITY	AWARD PRICE	SECOND BIDDER	THIRD BIDDER	ESTIMATE
SAWCUT VERTICAL CURB / LF	2023Q1	23447	CAMDEN	N/A	1,000	\$75.00	\$11.00	\$100.00	\$20.00

HISTORICAL BID PRICE LISTING
 BY REGION

REGION: S

PAY ITEM	CALENDAR QUARTER	CONTRACT NUMBER	COUNTY LOCATION	PROJECT DESCRIPTION	BID QUANTITY	AWARD PRICE	SECOND BIDDER	THIRD BIDDER	ESTIMATE

NONVEGETATIVE SURFACE, HOT MIX ASPHALT / SY									
608003P	2022Q4	22135	CAMDEN	NHP-0130 (328)	531	\$40.00	\$42.00	\$70.00	\$66.00
	2023Q1	23447	CAMDEN	N/A	100	\$40.00	\$42.00	\$70.00	\$45.00

NONVEGETATIVE SURFACE, POROUS HOT MIX AS / SY									
608005P	2023Q1	23447	CAMDEN	N/A	400	\$45.00	\$48.00	\$60.00	\$48.00

HISTORICAL BID PRICE LISTING
BY REGION

REGION: S

PAY ITEM	CALENDAR QUARTER	CONTRACT NUMBER	COUNTY LOCATION	PROJECT DESCRIPTION	BID QUANTITY	AWARD PRICE	SECOND BIDDER	THIRD BIDDER	ESTIMATE

BEAM GUIDE RAIL / LF									
609003M	2022Q4	22139	GLOUCESTER	NHP-0040 (318)	63	\$80.00	\$79.00	\$87.00	\$32.00
		22135	CAMDEN	NHP-0130 (328)	673	\$31.00	\$38.00	\$45.00	\$42.00
	2023Q1	23447	CAMDEN	N/A	25,875	\$40.00	\$45.00	\$48.00	\$47.00

MODIFIED THRIE BEAM GUIDE RAIL / LF									
609009M	2023Q1	23447	CAMDEN	N/A	1,262	\$50.00	\$60.00	\$55.00	\$53.00

FLARED GUIDE RAIL TERMINAL / U									
609024M	2023Q1	23447	CAMDEN	N/A	25	\$1,500	\$1,725	\$2,500	\$2,500

BURIED GUIDE RAIL TERMINAL / U									
609025M	2023Q1	23447	CAMDEN	N/A	2	\$1.00	\$1.00	\$1.00	\$1,000

TANGENT GUIDE RAIL TERMINAL / U									
609027M	2022Q4	22135	CAMDEN	NHP-0130 (328)	2	\$4,000	\$3,800	\$4,500	\$3,500
	2023Q1	23447	CAMDEN	N/A	50	\$4,000	\$4,000	\$4,000	\$3,500

TELESCOPING GUIDE RAIL END TERMINAL / U									
609030M	2023Q1	23447	CAMDEN	N/A	10	\$3,000	\$3,300	\$3,000	\$4,500

CONTROLLED RELEASE TERMINAL / U									
609033M	2023Q1	23447	CAMDEN	N/A	5	\$1	\$1	\$1,500	\$750.00

CONTROLLED RELEASE TERMINAL ANCHORAGE / U									
609036M	2023Q1	23447	CAMDEN	N/A	5	\$1	\$600	\$1,500	\$750.00

HISTORICAL BID PRICE LISTING
 BY REGION

REGION: S

PAY ITEM	CALENDAR QUARTER	CONTRACT NUMBER	COUNTY LOCATION	PROJECT DESCRIPTION	BID QUANTITY	AWARD PRICE	SECOND BIDDER	THIRD BIDDER	ESTIMATE

BEAM GUIDE RAIL ANCHORAGE / U									
609039M	2022Q4	22139	GLOUCESTER	NHP-0040 (318)	1	\$3,000	\$2,900	\$3,200	\$1,200
		22135	CAMDEN	NHP-0130 (328)	2	\$1,200	\$1,980	\$3,500	\$1,700
	2023Q1	23447	CAMDEN	N/A	25	\$1,100	\$1,150	\$1,100	\$1,000

APPROACH GUIDE RAIL TRANSITION TL-2 / U									
609058M	2022Q4	22135	CAMDEN	NHP-0130 (328)	2	\$2,700	\$3,300	\$5,000	\$3,500

REMOVAL OF BEAM GUIDE RAIL / LF									
609075M	2022Q4	22135	CAMDEN	NHP-0130 (328)	1,675	\$1.00	\$3.00	\$1.00	\$3.00

HISTORICAL BID PRICE LISTING
BY REGION

REGION: S

PAY ITEM	CALENDAR QUARTER	CONTRACT NUMBER	COUNTY LOCATION	PROJECT DESCRIPTION	BID QUANTITY	AWARD PRICE	SECOND BIDDER	THIRD BIDDER	ESTIMATE

TRAFFIC STRIPES, 4" / LF									
610003M	2022Q3	22138	GLOUCESTER	NHP-0322 (330)	82,295	\$0.66			\$1.00
	2022Q4	22139	GLOUCESTER	NHP-0040 (318)	6,288	\$0.78	\$0.78	\$0.85	\$1.00
		22156	BURLINGTON	NHP-0009 (332)	70,500	\$0.66			\$1.00
		22135	CAMDEN	NHP-0130 (328)	123,000	\$0.40	\$0.63	\$0.65	\$1.00
		22151	ATLANTIC	NHPP-0030 (368)	210,000	\$0.56			\$1.00
	2023Q1	23450	CAMDEN	N/A	10,000	\$1.00	\$1.40		\$1.00
		22452	GLOUCESTER	NHP-0040 (316)	15,000	\$1.00	\$2.00	\$1.25	\$3.50
		23450	CAMDEN	N/A	80,000	\$1.00	\$1.65		\$1.25
		23408	BURLINGTON	STATE	141,469	\$0.38	\$0.78	\$0.50	\$0.82
		23407	BURLINGTON	STATE	150,000	\$0.44	\$0.38	\$0.45	\$0.82
		23409	CAPE MAY	STATE	150,000	\$0.01			\$0.82
		23407	BURLINGTON	STATE	192,716	\$0.75	\$0.38	\$0.80	\$0.82
		23409	CAPE MAY	STATE	216,021	\$0.86			\$0.82
	2023Q2	23117	SALEM	0045146	80,500	\$0.68			\$0.50

TRAFFIC STRIPES, 6" / LF									
610006M	2022Q3	22140	GLOUCESTER	NHP-0055 (304)	161,272	\$0.75	\$0.76		\$0.50
	2023Q1	23450	CAMDEN	N/A	5,000	\$2.00	\$1.90		\$1.15
		23450	CAMDEN	N/A	10,000	\$2.00	\$2.20		\$1.50
		23407	BURLINGTON	STATE	37,500	\$0.66	\$0.60	\$0.67	\$1.14
		23409	CAPE MAY	STATE	37,500	\$0.01			\$1.14

TRAFFIC STRIPES, 8" / LF									
610007M	2022Q4	22135	CAMDEN	NHP-0130 (328)	1,770	\$0.75	\$1.25	\$1.30	\$2.00
		22151	ATLANTIC	NHPP-0030 (368)	3,300	\$1.08			\$1.00
	2023Q1	23409	CAPE MAY	STATE	315	\$0.86			\$1.46
		23450	CAMDEN	N/A	7,500	\$3.00	\$3.30		\$1.75
		23408	BURLINGTON	STATE	8,484	\$0.76	\$1.56	\$1.00	\$1.46
		23450	CAMDEN	N/A	10,000	\$3.00	\$2.40		\$1.30

HISTORICAL BID PRICE LISTING
BY REGION

REGION: S

PAY ITEM	CALENDAR QUARTER	CONTRACT NUMBER	COUNTY LOCATION	PROJECT DESCRIPTION	BID QUANTITY	AWARD PRICE	SECOND BIDDER	THIRD BIDDER	ESTIMATE

TRAFFIC STRIPES, 8" / LF									
610007M	(cont)	23407	BURLINGTON	STATE	20,000	\$0.88	\$0.75	\$0.89	\$1.46
		23409	CAPE MAY	STATE	20,000	\$0.01			\$1.46
	2023Q2	23117	SALEM	0045146	170	\$1.35			\$1.00

TRAFFIC MARKINGS / SF									
610009M	2022Q4	22139	GLOUCESTER	NHP-0040 (318)	30	\$10.00	\$10.00	\$11.00	\$7.50
		22151	ATLANTIC	NHPP-0030 (368)	900	\$2.40			\$8.00

RPM, MONO-DIRECTIONAL, WHITE LENS / U									
610012M	2022Q3	22140	GLOUCESTER	NHP-0055 (304)	1,014	\$39.50	\$44.85		\$31.00
		22138	GLOUCESTER	NHP-0322 (330)	1,030	\$42.96			\$35.00
	2022Q4	22135	CAMDEN	NHP-0130 (328)	195	\$40.00	\$37.00	\$38.00	\$40.00
		22151	ATLANTIC	NHPP-0030 (368)	400	\$49.20			\$35.00
	2023Q1	23409	CAPE MAY	STATE	3	\$32.00			\$38.24
		23450	CAMDEN	N/A	25	\$90.00	\$66.00		\$38.00
		23407	BURLINGTON	STATE	249	\$42.50	\$36.00	\$45.00	\$38.24
		23408	BURLINGTON	STATE	614	\$36.00	\$32.80	\$29.95	\$38.24
		23407	BURLINGTON	STATE	750	\$31.85	\$36.00	\$33.00	\$38.24
		23409	CAPE MAY	STATE	750	\$1.25			\$38.24

TRAFFIC MARKING LINES, 4" / LF									
610013M	2023Q1	23450	CAMDEN	N/A	2,000	\$1.00	\$3.30		\$1.40
		23407	BURLINGTON	STATE	10,000	\$0.01	\$0.75	\$0.01	\$0.64
		23409	CAPE MAY	STATE	10,000	\$0.10			\$0.64

TRAFFIC MARKING LINES, 8" / LF									
610014M	2022Q3	22138	GLOUCESTER	NHP-0322 (330)	430	\$3.60			\$2.00

HISTORICAL BID PRICE LISTING
BY REGION

REGION: S

PAY ITEM	CALENDAR QUARTER	CONTRACT NUMBER	COUNTY LOCATION	PROJECT DESCRIPTION	BID QUANTITY	AWARD PRICE	SECOND BIDDER	THIRD BIDDER	ESTIMATE

TRAFFIC MARKING LINES, 8" / LF									
610014M	(cont)	22140	GLOUCESTER	NHP-0055 (304)	4,123	\$2.00	\$2.60		\$1.80
	2022Q4	22156	BURLINGTON	NHP-0009 (332)	250	\$6.00			\$2.00
		22139	GLOUCESTER	NHP-0040 (318)	519	\$2.00	\$2.00	\$2.20	\$2.00
		22135	CAMDEN	NHP-0130 (328)	600	\$1.50	\$2.00	\$2.25	\$2.00
		22151	ATLANTIC	NHPP-0030 (368)	3,300	\$1.20			\$2.00
	2023Q1	23409	CAPE MAY	STATE	236	\$2.00			\$1.79
		23408	BURLINGTON	STATE	1,320	\$1.50	\$2.00	\$1.50	\$1.79
		23407	BURLINGTON	STATE	2,314	\$0.10	\$1.50	\$0.10	\$1.79
		23407	BURLINGTON	STATE	5,000	\$2.00	\$1.50	\$2.00	\$1.79
		23409	CAPE MAY	STATE	5,000	\$0.15			\$1.79
		23450	CAMDEN	N/A	15,000	\$5.00	\$6.60		\$5.00
	2023Q2	23117	SALEM	0045146	165	\$2.75			\$1.00

TRAFFIC MARKING LINES, 12" / LF									
610016M	2023Q1	23450	CAMDEN	N/A	3,000	\$6.00	\$8.25		\$11.00

TRAFFIC MARKING LINES, 24" / LF									
610017M	2022Q3	22138	GLOUCESTER	NHP-0322 (330)	215	\$7.20			\$7.00
		22140	GLOUCESTER	NHP-0055 (304)	1,340	\$6.00	\$7.80		\$5.50
	2022Q4	22156	BURLINGTON	NHP-0009 (332)	50	\$12.00			\$7.00
		22139	GLOUCESTER	NHP-0040 (318)	73	\$6.00	\$6.00	\$6.60	\$6.00
		22135	CAMDEN	NHP-0130 (328)	1,250	\$4.50	\$6.20	\$6.50	\$6.00
		22151	ATLANTIC	NHPP-0030 (368)	1,350	\$21.00			\$6.00
	2023Q1	23409	CAPE MAY	STATE	563	\$6.00			\$6.05
		23407	BURLINGTON	STATE	2,000	\$6.00	\$4.50	\$6.30	\$6.05
		23409	CAPE MAY	STATE	2,000	\$10.00			\$6.05
		23408	BURLINGTON	STATE	2,811	\$4.50	\$5.40	\$4.50	\$6.05
		23407	BURLINGTON	STATE	6,170	\$0.20	\$4.50	\$0.20	\$6.05
		23450	CAMDEN	N/A	7,500	\$15.00	\$16.50		\$12.00

HISTORICAL BID PRICE LISTING
BY REGION

REGION: S

PAY ITEM	CALENDAR QUARTER	CONTRACT NUMBER	COUNTY LOCATION	PROJECT DESCRIPTION	BID QUANTITY	AWARD PRICE	SECOND BIDDER	THIRD BIDDER	ESTIMATE
TRAFFIC MARKING LINES, 24" / LF									
610017M	2023Q2	23117	SALEM	0045146	605	\$8.25			\$8.00

RPM, MONO-DIRECTIONAL, AMBER LENS / U									
610018M	2022Q3	22138	GLOUCESTER	NHP-0322 (330)	30	\$42.96			\$35.00
		22140	GLOUCESTER	NHP-0055 (304)	731	\$39.50	\$44.85		\$31.00
	2022Q4	22135	CAMDEN	NHP-0130 (328)	25	\$40.00	\$37.00	\$38.00	\$40.00
		22151	ATLANTIC	NHPP-0030 (368)	300	\$49.20			\$35.00
	2023Q1	23450	CAMDEN	N/A	25	\$90.00	\$66.00		\$38.00
		23409	CAPE MAY	STATE	46	\$32.00			\$38.43
		23407	BURLINGTON	STATE	200	\$42.50	\$36.00	\$45.00	\$38.43
		23408	BURLINGTON	STATE	548	\$36.00	\$32.80	\$29.95	\$38.43
		23407	BURLINGTON	STATE	750	\$31.85	\$36.00	\$33.00	\$38.43
		23409	CAPE MAY	STATE	750	\$1.25			\$38.43

RPM, BI-DIRECTIONAL, AMBER LENS / U									
610021M	2022Q3	22138	GLOUCESTER	NHP-0322 (330)	520	\$42.96			\$32.00
	2022Q4	22139	GLOUCESTER	NHP-0040 (318)	21	\$80.00	\$76.15	\$84.00	\$46.00
		22135	CAMDEN	NHP-0130 (328)	150	\$40.00	\$37.00	\$38.00	\$40.00
		22156	BURLINGTON	NHP-0009 (332)	420	\$47.88			\$60.00
	2023Q1	23450	CAMDEN	N/A	25	\$90.00	\$66.00		\$38.00
		23408	BURLINGTON	STATE	250	\$36.00	\$32.80	\$29.95	\$60.33
		23409	CAPE MAY	STATE	775	\$32.00			\$60.33
		23407	BURLINGTON	STATE	861	\$42.50	\$36.00	\$45.00	\$60.33
		23407	BURLINGTON	STATE	1,000	\$31.85	\$36.00	\$33.00	\$60.33
		23409	CAPE MAY	STATE	1,000	\$1.25			\$60.33
	2023Q2	23117	SALEM	0045146	360	\$49.69			\$37.00

REMOVAL OF RPM / U									
610024M	2022Q3	22138	GLOUCESTER	NHP-0322 (330)	1,580	\$65.00			\$6.00

HISTORICAL BID PRICE LISTING
BY REGION

REGION: S

PAY ITEM	CALENDAR QUARTER	CONTRACT NUMBER	COUNTY LOCATION	PROJECT DESCRIPTION	BID QUANTITY	AWARD PRICE	SECOND BIDDER	THIRD BIDDER	ESTIMATE
REMOVAL OF RPM / U									
610024M	(cont)	22140	GLOUCESTER	NHP-0055 (304)	1,745	\$20.00	\$65.00		\$40.00
	2022Q4	22139	GLOUCESTER	NHP-0040 (318)	21	\$10.00	\$48.00	\$0.01	\$16.00
		22135	CAMDEN	NHP-0130 (328)	375	\$1.00	\$0.03	\$18.00	\$10.00
		22156	BURLINGTON	NHP-0009 (332)	420	\$65.00			\$40.00
		22151	ATLANTIC	NHPP-0030 (368)	700	\$65.00			\$12.00
	2023Q1	23450	CAMDEN	N/A	150	\$1.00	\$33.00		\$14.00
		23409	CAPE MAY	STATE	824	\$0.01			\$16.59
		23407	BURLINGTON	STATE	1,317	\$0.01	\$10.50	\$5.00	\$16.71
		23408	BURLINGTON	STATE	1,365	\$9.50	\$5.88	\$5.00	\$16.59
		23407	BURLINGTON	STATE	2,500	\$0.01	\$0.01	\$0.01	\$16.59
		23409	CAPE MAY	STATE	2,500	\$0.01			\$16.59
	2023Q2	23117	SALEM	0045146	360	\$70.00			\$65.00

TRAFFIC MARKINGS ROUTE SYMBOLS / SF									
610025M	2022Q4	22135	CAMDEN	NHP-0130 (328)	380	\$27.00	\$22.00	\$22.00	\$10.00

REMOVAL AND REPLACEMENT OF RPM LENS / U									
610027M	2023Q1	23450	CAMDEN	N/A	250	\$17.50	\$27.50		\$15.00

FLEXIBLE DELINEATOR, GROUND MOUNTED / U									
610030M	2023Q1	23450	CAMDEN	N/A	50	\$90.00	\$110.00		\$100.00

RUMBLE STRIP / LF									
610033M	2022Q3	22138	GLOUCESTER	NHP-0322 (330)	30,000	\$0.58			\$2.00
		22140	GLOUCESTER	NHP-0055 (304)	109,216	\$2.00	\$0.47		\$1.00
	2022Q4	22139	GLOUCESTER	NHP-0040 (318)	586	\$7.00	\$5.40	\$6.00	\$8.00

HISTORICAL BID PRICE LISTING
BY REGION

REGION: S

PAY ITEM	CALENDAR QUARTER	CONTRACT NUMBER	COUNTY LOCATION	PROJECT DESCRIPTION	BID QUANTITY	AWARD PRICE	SECOND BIDDER	THIRD BIDDER	ESTIMATE

RUMBLE STRIP / LF									
610033M	(cont)	22151	ATLANTIC	NHPP-0030 (368)	10,670	\$1.60			\$2.00
		22156	BURLINGTON	NHP-0009 (332)	22,300	\$0.88			\$4.00
	2023Q1	23407	BURLINGTON	STATE	5,000	\$3.00	\$0.33	\$1.60	\$0.66
		23409	CAPE MAY	STATE	5,000	\$2.00			\$0.66
		23408	BURLINGTON	STATE	12,868	\$1.00	\$0.61	\$0.85	\$0.66
		23407	BURLINGTON	STATE	42,948	\$0.40	\$0.33	\$0.45	\$0.66
		23409	CAPE MAY	STATE	49,382	\$4.00			\$0.66
	2023Q2	23117	SALEM	0045146	25,000	\$0.98			\$0.80

REMOVAL OF TRAFFIC STRIPES / LF									
610036M	2022Q3	22138	GLOUCESTER	NHP-0322 (330)	84,140	\$0.75			\$1.00
		22140	GLOUCESTER	NHP-0055 (304)	150,360	\$1.00	\$0.75		\$1.00
	2022Q4	22139	GLOUCESTER	NHP-0040 (318)	4,874	\$0.80	\$0.80	\$0.90	\$1.00
		22156	BURLINGTON	NHP-0009 (332)	84,500	\$0.85			\$1.00
		22135	CAMDEN	NHP-0130 (328)	90,900	\$0.70	\$0.60	\$0.65	\$1.00
		22151	ATLANTIC	NHPP-0030 (368)	213,600	\$0.75			\$1.00
	2023Q1	23407	BURLINGTON	STATE	5,000	\$0.50	\$1.00	\$0.50	\$0.83
		23409	CAPE MAY	STATE	5,000	\$0.01			\$0.83
		23450	CAMDEN	N/A	15,000	\$1.00	\$2.20		\$1.00
	2023Q2	23117	SALEM	0045146	80,670	\$0.79			\$0.80

REMOVAL OF RUMBLE STRIP / LF									
610038M	2022Q4	22139	GLOUCESTER	NHP-0040 (318)	586	\$10.00	\$4.70	\$0.01	\$5.00

REMOVAL OF TRAFFIC MARKINGS / SF									
610039M	2022Q3	22140	GLOUCESTER	NHP-0055 (304)	2,438	\$3.45	\$4.49		\$3.00
	2022Q4	22139	GLOUCESTER	NHP-0040 (318)	33	\$5.00	\$5.00	\$5.50	\$4.00

HISTORICAL BID PRICE LISTING
BY REGION

REGION: S

PAY ITEM	CALENDAR QUARTER	CONTRACT NUMBER	COUNTY LOCATION	PROJECT DESCRIPTION	BID QUANTITY	AWARD PRICE	SECOND BIDDER	THIRD BIDDER	ESTIMATE
REMOVAL OF TRAFFIC MARKINGS / SF									
610039M	(cont)	22156	BURLINGTON	NHP-0009 (332)	300	\$7.20			\$4.00
		22151	ATLANTIC	NHPP-0030 (368)	1,350	\$18.00			\$4.00
		22135	CAMDEN	NHP-0130 (328)	3,350	\$3.00	\$3.60	\$3.50	\$2.00
	2023Q1	23407	BURLINGTON	STATE	500	\$3.00	\$3.00	\$3.00	\$3.00
		23409	CAPE MAY	STATE	500	\$0.01			\$3.00
		23450	CAMDEN	N/A	4,970	\$5.00	\$6.60		\$4.00
	2023Q2	23117	SALEM	0045146	1,650	\$6.50			\$4.00

TRAFFIC MARKINGS SYMBOLS / SF									
610060M	2022Q4	22135	CAMDEN	NHP-0130 (328)	2,370	\$7.50	\$8.50	\$9.00	\$6.00
		22151	ATLANTIC	NHPP-0030 (368)	2,400	\$2.40			\$8.00
	2023Q1	23409	CAPE MAY	STATE	335	\$7.75			\$8.34
		23408	BURLINGTON	STATE	785	\$8.50	\$7.80	\$7.00	\$8.34
		23407	BURLINGTON	STATE	1,250	\$7.00	\$8.50	\$7.30	\$8.34
		23409	CAPE MAY	STATE	1,250	\$0.01			\$8.34
		23407	BURLINGTON	STATE	1,430	\$8.30	\$8.50	\$9.00	\$8.34
		22452	GLOUCESTER	NHP-0040 (316)	2,000	\$9.00	\$6.50	\$10.00	\$3.00
		23450	CAMDEN	N/A	7,000	\$20.00	\$22.00		\$15.00
	2023Q2	23117	SALEM	0045146	300	\$9.81			\$8.00

HISTORICAL BID PRICE LISTING
 BY REGION

REGION: S

PAY ITEM	CALENDAR QUARTER	CONTRACT NUMBER	COUNTY LOCATION	PROJECT DESCRIPTION	BID QUANTITY	AWARD PRICE	SECOND BIDDER	THIRD BIDDER	ESTIMATE
-----	-----	-----	-----	-----	-----	-----	-----	-----	-----
CRASH CUSH, COMP BAR, TYPE 3, NARROW / U									
611312M	2022Q4	22139	GLOUCESTER	NHP-0040 (318)	1	\$35,000	\$33,500	\$45,000	\$32,400

HISTORICAL BID PRICE LISTING
 BY REGION

REGION: S

PAY ITEM	CALENDAR QUARTER	CONTRACT NUMBER	COUNTY LOCATION	PROJECT DESCRIPTION	BID QUANTITY	AWARD PRICE	SECOND BIDDER	THIRD BIDDER	ESTIMATE
REGULATORY AND WARNING SIGN / SF									
612003P	2022Q4	22135	CAMDEN	NHP-0130 (328)	18	\$45.00	\$60.00	\$30.00	\$50.00
		22139	GLOUCESTER	NHP-0040 (318)	39.60	\$50.00	\$45.00	\$50.00	\$50.00
		22135	CAMDEN	NHP-0130 (328)	304	\$45.00	\$60.00	\$50.00	\$40.00
REGULATORY WARNING SIGN, CONCRETE MOUNT / U									
612005M	2022Q4	22135	CAMDEN	NHP-0130 (328)	2	\$200	\$990	\$1,000	\$150.00
GUIDE SIGN, TYPE GA, STEEL "U" POST SUPP / SF									
612006P	2022Q4	22139	GLOUCESTER	NHP-0040 (318)	159.20	\$50.00	\$40.00	\$45.00	\$40.00
		22135	CAMDEN	NHP-0130 (328)	253	\$50.00	\$60.00	\$52.00	\$50.00

HISTORICAL BID PRICE LISTING
 BY REGION

REGION: S

PAY ITEM	CALENDAR QUARTER	CONTRACT NUMBER	COUNTY LOCATION	PROJECT DESCRIPTION	BID QUANTITY	AWARD PRICE	SECOND BIDDER	THIRD BIDDER	ESTIMATE

WATER SERVICE CONNECTION / U									
651243M	2022Q4	22135	CAMDEN	NHP-0130 (328)	3	\$3,300	\$12,000	\$14,000	\$6,200

RESET WATER VALVE BOX / U									
651255M	2022Q4	22151	ATLANTIC	NHPP-0030 (368)	5	\$1,500			\$100.00
	2023Q1	23408	BURLINGTON	STATE	12	\$25.00	\$45.00	\$50.00	\$190.44
		23409	CAPE MAY	STATE	18	\$0.01			\$192.52
		23407	BURLINGTON	STATE	100	\$0.01	\$0.01	\$0.01	\$192.52
		23409	CAPE MAY	STATE	100	\$0.01			\$192.52

HISTORICAL BID PRICE LISTING
 BY REGION

REGION: S

PAY ITEM	CALENDAR QUARTER	CONTRACT NUMBER	COUNTY LOCATION	PROJECT DESCRIPTION	BID QUANTITY	AWARD PRICE	SECOND BIDDER	THIRD BIDDER	ESTIMATE

18" POLYVINYL CHLORIDE SEWER PIPE / LF									
652240P	2022Q4	22135	CAMDEN	NHP-0130 (328)	180	\$315.00	\$316.00	\$425.00	\$150.00

24" POLYVINYL CHLORIDE SEWER PIPE / LF									
652246P	2022Q4	22135	CAMDEN	NHP-0130 (328)	6	\$825	\$1,000	\$1,800	\$180.00

HISTORICAL BID PRICE LISTING
 BY REGION

REGION: S

PAY ITEM	CALENDAR CONTRACT QUARTER NUMBER	COUNTY LOCATION	PROJECT DESCRIPTION	BID QUANTITY	AWARD PRICE	SECOND BIDDER	THIRD BIDDER	ESTIMATE
-----	-----	-----	-----	-----	-----	-----	-----	-----
SANITARY SEWER SERVICE CONNECTION / U								
652417M	2022Q4 22135	CAMDEN	NHP-0130 (328)	2	\$3,800	\$6,000	\$28,000	\$5,000

HISTORICAL BID PRICE LISTING
 BY REGION

REGION: S

PAY ITEM	CALENDAR QUARTER	CONTRACT NUMBER	COUNTY LOCATION	PROJECT DESCRIPTION	BID QUANTITY	AWARD PRICE	SECOND BIDDER	THIRD BIDDER	ESTIMATE
RESET GAS VALVE BOX / U									
653084M	2022Q4	22151	ATLANTIC	NHPP-0030 (368)	5	\$1,500			\$100.00
	2023Q1	23408	BURLINGTON	STATE	7	\$25.00	\$45.00	\$50.00	\$183.05
		23407	BURLINGTON	STATE	11	\$0.01	\$45.00	\$0.01	\$183.07
		23409	CAPE MAY	STATE	18	\$0.01			\$183.06
		23407	BURLINGTON	STATE	100	\$0.01	\$0.01	\$0.01	\$183.06
		23409	CAPE MAY	STATE	100	\$0.01			\$183.06

HISTORICAL BID PRICE LISTING
 BY REGION

REGION: S

PAY ITEM	CALENDAR QUARTER	CONTRACT NUMBER	COUNTY LOCATION	PROJECT DESCRIPTION	BID QUANTITY	AWARD PRICE	SECOND BIDDER	THIRD BIDDER	ESTIMATE

UTILITY POLE SHEATH / U									
654010M	2022Q4	22135	CAMDEN	NHP-0130 (328)	26	\$5,000	\$5,500	\$4,500	\$9,000

RESET TELECOMMUNICATIONS MANHOLE / U									
654050M	2023Q1	23409	CAPE MAY	STATE	4	\$2,000			\$2,224
		23408	BURLINGTON	STATE	12	\$3,355	\$2,251	\$560	\$2,224

HISTORICAL BID PRICE LISTING
BY REGION

REGION: S

PAY ITEM	CALENDAR QUARTER	CONTRACT NUMBER	COUNTY LOCATION	PROJECT DESCRIPTION	BID QUANTITY	AWARD PRICE	SECOND BIDDER	THIRD BIDDER	ESTIMATE

1 1/2" RIGID METALLIC CONDUIT / LF									
701012P	2022Q4	22135	CAMDEN	NHP-0130 (328)	26	\$60.00	\$66.00	\$195.00	\$45.00

2" RIGID METALLIC CONDUIT / LF									
701015P	2022Q4	22135	CAMDEN	NHP-0130 (328)	65	\$95.00	\$105.00	\$75.00	\$50.00
		22135	CAMDEN	NHP-0130 (328)	70	\$95.00	\$105.00	\$75.00	\$50.00
		22135	CAMDEN	NHP-0130 (328)	170	\$75.00	\$82.00	\$62.00	\$62.00
		22139	GLOUCESTER	NHP-0040 (318)	278	\$82.00	\$82.00	\$60.00	\$48.00
		22135	CAMDEN	NHP-0130 (328)	420	\$65.00	\$71.00	\$65.00	\$50.00

3" RIGID METALLIC CONDUIT / LF									
701021P	2022Q4	22135	CAMDEN	NHP-0130 (328)	65	\$100.00	\$110.00	\$90.00	\$60.00
		22135	CAMDEN	NHP-0130 (328)	70	\$100.00	\$110.00	\$90.00	\$60.00
		22135	CAMDEN	NHP-0130 (328)	230	\$80.00	\$89.00	\$85.00	\$95.00
		22135	CAMDEN	NHP-0130 (328)	680	\$70.00	\$77.00	\$82.00	\$60.00
		22139	GLOUCESTER	NHP-0040 (318)	810	\$84.00	\$84.00	\$75.00	\$65.00

10" X 36" JUNCTION BOX / U									
701096M	2022Q4	22135	CAMDEN	NHP-0130 (328)	1	\$1,800	\$2,000	\$2,500	\$1,600
		22135	CAMDEN	NHP-0130 (328)	8	\$2,000	\$2,200	\$2,800	\$1,600

HISTORICAL BID PRICE LISTING
BY REGION

REGION: S

PAY ITEM	CALENDAR QUARTER	CONTRACT NUMBER	COUNTY LOCATION	PROJECT DESCRIPTION	BID QUANTITY	AWARD PRICE	SECOND BIDDER	THIRD BIDDER	ESTIMATE

18" X 36" JUNCTION BOX / U									
701102M	2022Q4	22135	CAMDEN	NHP-0130 (328)	2	\$2,250	\$2,500	\$8,000	\$3,500
		22139	GLOUCESTER	NHP-0040 (318)	10	\$3,600	\$3,600	\$3,300	\$2,750

12" X 10" X 8" METAL JUNCTION BOX / U									
701108M	2022Q4	22135	CAMDEN	NHP-0130 (328)	6	\$1,800	\$2,000	\$1,200	\$1,600

FOUNDATION, TYPE SFT / U									
701123M	2022Q4	22139	GLOUCESTER	NHP-0040 (318)	4	\$3,200	\$3,200	\$3,300	\$2,510

FOUNDATION, TYPE P-MC MODIFIED / U									
701128M	2022Q4	22139	GLOUCESTER	NHP-0040 (318)	1	\$6,000	\$6,000	\$6,300	\$4,500

FOUNDATION, TYPE SPF / U									
701135M	2022Q4	22139	GLOUCESTER	NHP-0040 (318)	3	\$2,800	\$2,800	\$2,150	\$1,900

BORING FOR FOUNDATION, STF 50 FOOT ARM / U									
701136M	2022Q4	22139	GLOUCESTER	NHP-0040 (318)	2	\$16,000	\$16,000	\$30,000	\$12,800

FOUNDATION, STF FOR GREATER THAN 50 FOOT / LF									
701137M	2022Q4	22139	GLOUCESTER	NHP-0040 (318)	30	\$1,600	\$1,600	\$1,200	\$1,900

FOUNDATION, TYPE STF / U									
701138M	2022Q4	22139	GLOUCESTER	NHP-0040 (318)	2	\$7,600	\$7,600	\$11,000	\$6,500

FOUNDATION, TYPE 2M-MC / U									
701162M	2022Q4	22135	CAMDEN	NHP-0130 (328)	1	\$4,500	\$5,000	\$10,000	\$2,200

HISTORICAL BID PRICE LISTING
 BY REGION

REGION: S

PAY ITEM	CALENDAR QUARTER	CONTRACT NUMBER	COUNTY LOCATION	PROJECT DESCRIPTION	BID QUANTITY	AWARD PRICE	SECOND BIDDER	THIRD BIDDER	ESTIMATE

METER CABINET, TYPE TL / U									
701171M	2022Q4	22139	GLOUCESTER	NHP-0040 (318)	1	\$5,270	\$5,270	\$4,700	\$4,200

METER CABINET, TYPE 2M-MC / U									
701180M	2022Q4	22135	CAMDEN	NHP-0130 (328)	1	\$18,500	\$20,500	\$35,000	\$15,000

GROUND WIRE, NO. 8 AWG / LF									
701192P	2022Q4	22139	GLOUCESTER	NHP-0040 (318)	1,050	\$0.48	\$0.48	\$2.10	\$3.50
		22135	CAMDEN	NHP-0130 (328)	1,583	\$3.00	\$3.30	\$4.00	\$4.00

MULTIPLE LIGHTING WIRE, NO. 2 AWG / LF									
701195P	2022Q4	22135	CAMDEN	NHP-0130 (328)	2,767	\$4.75	\$5.20	\$6.00	\$6.00

HISTORICAL BID PRICE LISTING
 BY REGION

REGION: S

PAY ITEM	CALENDAR QUARTER	CONTRACT NUMBER	COUNTY LOCATION	PROJECT DESCRIPTION	BID QUANTITY	AWARD PRICE	SECOND BIDDER	THIRD BIDDER	ESTIMATE
MULTIPLE LIGHTING WIRE, NO. 8 AWG / LF									
701201P	2022Q4	22135	CAMDEN	NHP-0130 (328)	1,475	\$3.50	\$3.90	\$4.00	\$3.00
		22139	GLOUCESTER	NHP-0040 (318)	2,000	\$1.20	\$1.20	\$1.85	\$4.00

SERVICE WIRE, NO. 2 AWG / LF									
701210P	2022Q4	22139	GLOUCESTER	NHP-0040 (318)	60	\$6.19	\$6.19	\$18.00	\$8.00
		22135	CAMDEN	NHP-0130 (328)	90	\$10.00	\$11.00	\$28.00	\$7.00

SERVICE WIRE, NO. 6 AWG / LF									
701213P	2022Q4	22139	GLOUCESTER	NHP-0040 (318)	150	\$3.19	\$3.19	\$7.25	\$5.00

HISTORICAL BID PRICE LISTING
BY REGION

REGION: S

PAY ITEM	CALENDAR QUARTER	CONTRACT NUMBER	COUNTY LOCATION	PROJECT DESCRIPTION	BID QUANTITY	AWARD PRICE	SECOND BIDDER	THIRD BIDDER	ESTIMATE
CONTROLLER, 8 PHASE / U									
702009M	2022Q4	22139	GLOUCESTER	NHP-0040 (318)	1	\$20,520	\$20,520	\$30,000	\$22,300

TRAFFIC SIGNAL STANDARD, ALUMINUM / U									
702012M	2022Q4	22139	GLOUCESTER	NHP-0040 (318)	4	\$2,920	\$2,920	\$3,550	\$3,300

SIGNAL STANDARD GREATER 50 FOOT, STEEL / U									
702014M	2022Q4	22139	GLOUCESTER	NHP-0040 (318)	2	\$21,360	\$21,360	\$2,700	\$10,900

TRAFFIC SIGNAL STANDARD, STEEL / U									
702015M	2022Q4	22139	GLOUCESTER	NHP-0040 (318)	2	\$8,140	\$8,140	\$10,250	\$7,700

PEDESTRIAN SIGNAL STANDARD / U									
702018M	2022Q4	22139	GLOUCESTER	NHP-0040 (318)	3	\$1,020	\$1,020	\$1,250	\$1,200

TRAFFIC SIGNAL MAST ARM, STEEL / U									
702024M	2022Q4	22139	GLOUCESTER	NHP-0040 (318)	2	\$6,160	\$6,160	\$7,900	\$7,000

TRAFFIC ARM GREATER THAN 50 FOOT, STEEL / U									
702025M	2022Q4	22139	GLOUCESTER	NHP-0040 (318)	2	\$48,720	\$48,720	\$60,000	\$24,000

TRAFFIC SIGNAL CABLE, 2 CONDUCTOR / LF									
702027P	2022Q4	22139	GLOUCESTER	NHP-0040 (318)	1,450	\$1.25	\$1.25	\$1.75	\$2.50

TRAFFIC SIGNAL CABLE, 5 CONDUCTOR / LF									
702030P	2022Q4	22139	GLOUCESTER	NHP-0040 (318)	2,200	\$1.89	\$1.89	\$2.60	\$3.50

HISTORICAL BID PRICE LISTING
BY REGION

REGION: S

PAY ITEM	CALENDAR QUARTER	CONTRACT NUMBER	COUNTY LOCATION	PROJECT DESCRIPTION	BID QUANTITY	AWARD PRICE	SECOND BIDDER	THIRD BIDDER	ESTIMATE
TRAFFIC SIGNAL CABLE, 10 CONDUCTOR / LF									
702033P	2022Q4	22139	GLOUCESTER	NHP-0040 (318)	2,300	\$3.55	\$3.55	\$3.15	\$5.00

TRAFFIC SIGNAL HEAD / U									
702036M	2022Q4	22139	GLOUCESTER	NHP-0040 (318)	12	\$1,700	\$1,700	\$1,300	\$1,400

PUSH BUTTON INSTALLATION / U									
702038M	2022Q4	22139	GLOUCESTER	NHP-0040 (318)	1	\$2,800	\$2,800	\$2,900	\$1,900

PEDESTRIAN SIGNAL HEAD / U									
702039M	2022Q4	22139	GLOUCESTER	NHP-0040 (318)	8	\$1,230	\$1,230	\$875	\$1,200

PUSH BUTTON / U									
702042M	2022Q4	22139	GLOUCESTER	NHP-0040 (318)	8	\$455.00	\$455.00	\$400.00	\$500.00

IMAGE DETECTOR / U									
702045M	2022Q4	22139	GLOUCESTER	NHP-0040 (318)	4	\$5,690	\$5,690	\$8,250	\$19,000

GENERATOR AUXILIARY CABINET / U									
702050M	2022Q4	22139	GLOUCESTER	NHP-0040 (318)	1	\$8,390	\$8,390	\$8,350	\$7,400

INTERIM TRAFFIC SIGNAL SYSTEM, LOCATION / LS									
702057M	2022Q4	22139	GLOUCESTER	NHP-0040 (318)	1	\$14,830	\$14,830	\$23,000	\$3,100

CONTROLLER TURN-ON / U									
702060M	2022Q4	22139	GLOUCESTER	NHP-0040 (318)	1	\$5,400	\$5,400	\$5,000	\$5,000

HISTORICAL BID PRICE LISTING
BY REGION

REGION: S

PAY ITEM	CALENDAR QUARTER	CONTRACT NUMBER	COUNTY LOCATION	PROJECT DESCRIPTION	BID QUANTITY	AWARD PRICE	SECOND BIDDER	THIRD BIDDER	ESTIMATE
LIGHTING STANDARD ALUMINUM / U									
703003M	2022Q4	22135	CAMDEN	NHP-0130 (328)	8	\$3,215	\$3,600	\$5,500	\$2,800

LUMINAIRE / U									
703018M	2022Q4	22139	GLOUCESTER	NHP-0040 (318)	4	\$2,580	\$2,580	\$3,150	\$2,200
		22135	CAMDEN	NHP-0130 (328)	8	\$2,215	\$2,500	\$2,500	\$2,100

TEMPORARY HIGHWAY LIGHTING SYSTEM / LS									
703033P	2022Q4	22135	CAMDEN	NHP-0130 (328)	1	\$50,000	\$125,000	\$75,000	\$18,000
		22135	CAMDEN	NHP-0130 (328)	1	\$23,500	\$45,000	\$55,000	\$18,000
		22135	CAMDEN	NHP-0130 (328)	1	\$23,500	\$45,000	\$68,000	\$18,000
		22135	CAMDEN	NHP-0130 (328)	1	\$23,500	\$45,000	\$55,000	\$18,000

NAVIGATIONAL LIGHTING SYSTEM / U									
703034P	2022Q4	22135	CAMDEN	NHP-0130 (328)	1	\$45,500	\$60,000	\$25,000	\$5,000

HISTORICAL BID PRICE LISTING
BY REGION

REGION: S

PAY ITEM	CALENDAR QUARTER	CONTRACT NUMBER	COUNTY LOCATION	PROJECT DESCRIPTION	BID QUANTITY	AWARD PRICE	SECOND BIDDER	THIRD BIDDER	ESTIMATE
ITS CONDUIT, TYPE A / LF									
704002M	2022Q4	22135	CAMDEN	NHP-0130 (328)	2,164	\$50.00	\$56.00	\$115.00	\$50.00

JUNCTION BOX ITS TYPE A / U									
704003M	2022Q4	22135	CAMDEN	NHP-0130 (328)	6	\$5,200	\$5,750	\$3,800	\$5,000

JUNCTION BOX ITS TYPE B / U									
704006M	2022Q4	22135	CAMDEN	NHP-0130 (328)	2	\$9,500	\$10,750	\$7,000	\$9,500

JUNCTION BOX ITS TYPE C / U									
704009M	2022Q4	22139	GLOUCESTER	NHP-0040 (318)	2	\$2,790	\$2,790	\$4,100	\$3,650

METER CABINET ITS / U									
704011M	2022Q4	22139	GLOUCESTER	NHP-0040 (318)	1	\$4,070	\$4,070	\$3,000	\$3,140

COMMUNICATION CABLE / LF									
704012P	2022Q4	22139	GLOUCESTER	NHP-0040 (318)	249	\$3.55	\$3.55	\$7.50	\$15.00

FOUNDATION ITS TYPE D-MC / U									
704023M	2022Q4	22139	GLOUCESTER	NHP-0040 (318)	1	\$5,000	\$5,000	\$6,700	\$4,000

CONTROL CENTER SYSTEM, LOCATION NO. ____ / LS									
704033P	2022Q4	22139	GLOUCESTER	NHP-0040 (318)	1	\$10,580	\$10,580	\$4,000	\$7,500

FOUNDATION CSS / U									
704035M	2022Q4	22139	GLOUCESTER	NHP-0040 (318)	1	\$36,000	\$36,000	\$19,000	\$13,000

HISTORICAL BID PRICE LISTING
 BY REGION

REGION: S

PAY ITEM	CALENDAR QUARTER	CONTRACT NUMBER	COUNTY LOCATION	PROJECT DESCRIPTION	BID QUANTITY	AWARD PRICE	SECOND BIDDER	THIRD BIDDER	ESTIMATE
CAMERA STANDARD TYPE A / U									
704048M	2022Q4	22139	GLOUCESTER	NHP-0040 (318)	1	\$83,800	\$83,800	\$112,000	\$70,000
CAMERA / U									
704060M	2022Q4	22139	GLOUCESTER	NHP-0040 (318)	2	\$5,890	\$5,890	\$10,500	\$9,000
CONTROLLER, CAMERA / U									
704063M	2022Q4	22139	GLOUCESTER	NHP-0040 (318)	1	\$47,040	\$47,040	\$53,500	\$50,000

HISTORICAL BID PRICE LISTING
 BY REGION

REGION: S

PAY ITEM	CALENDAR QUARTER	CONTRACT NUMBER	COUNTY LOCATION	PROJECT DESCRIPTION	BID QUANTITY	AWARD PRICE	SECOND BIDDER	THIRD BIDDER	ESTIMATE
WIM ROADWAY DEVICES 1 LANES / U									
704189M	2023Q1	23408	BURLINGTON	STATE	2	\$27,000	\$27,520	\$40,780	\$34,500

HISTORICAL BID PRICE LISTING
 BY REGION

REGION: S

PAY ITEM	CALENDAR QUARTER	CONTRACT NUMBER	COUNTY LOCATION	PROJECT DESCRIPTION	BID QUANTITY	AWARD PRICE	SECOND BIDDER	THIRD BIDDER	ESTIMATE
SELECTIVE CLEARING / SY									
801012M	2023Q2	23456	ATLANTIC	D00S (661)	2,500	\$2.00	\$1.00		\$15.00

HISTORICAL BID PRICE LISTING
BY REGION

REGION: S

PAY ITEM	CALENDAR QUARTER	CONTRACT NUMBER	COUNTY LOCATION	PROJECT DESCRIPTION	BID QUANTITY	AWARD PRICE	SECOND BIDDER	THIRD BIDDER	ESTIMATE

TOPSOIL SPREADING	___" THICK / SY								
804000P	2022Q3	22140	GLOUCESTER	NHP-0055 (304)	22	\$20.00	\$500.00		\$30.00
	2022Q4	22139	GLOUCESTER	NHP-0040 (318)	1,370	\$7.00	\$5.60	\$3.60	\$4.00
		22135	CAMDEN	NHP-0130 (328)	8,806	\$2.75	\$6.00	\$9.00	\$2.00
	2023Q1	23408	BURLINGTON	STATE	600	\$0.01	\$5.00	\$5.00	\$7.00
		23407	BURLINGTON	STATE	1,116	\$1.00	\$7.00	\$4.00	\$7.00
		23407	BURLINGTON	STATE	5,000	\$0.01	\$0.01	\$0.01	\$7.00
		23409	CAPE MAY	STATE	5,000	\$0.01			\$7.00
		23409	CAPE MAY	STATE	5,029	\$0.01			\$7.00

PLANT PIT SOIL / CY									
804014P	2022Q4	22139	GLOUCESTER	NHP-0040 (318)	4	\$50.00	\$275.00	\$300.00	\$75.00
		22135	CAMDEN	NHP-0130 (328)	68	\$90.00	\$99.00	\$100.00	\$70.00

BORROW TOPSOIL / CY									
804015P	2022Q3	22140	GLOUCESTER	NHP-0055 (304)	7	\$50.00	\$500.00		\$40.00
		22138	GLOUCESTER	NHP-0322 (330)	25	\$120.00			\$55.00
	2022Q4	22135	CAMDEN	NHP-0130 (328)	100	\$85.00	\$40.00	\$115.00	\$33.00
	2023Q1	23408	BURLINGTON	STATE	100	\$0.01	\$55.00	\$55.00	\$61.57
		23407	BURLINGTON	STATE	185	\$10.00	\$35.00	\$15.00	\$60.57
		23409	CAPE MAY	STATE	1,005	\$0.01			\$60.57
		23407	BURLINGTON	STATE	1,250	\$0.01	\$0.01	\$0.01	\$60.57
		23409	CAPE MAY	STATE	1,250	\$0.01			\$60.57

HISTORICAL BID PRICE LISTING
 BY REGION

REGION: S

PAY ITEM	CALENDAR QUARTER	CONTRACT NUMBER	COUNTY LOCATION	PROJECT DESCRIPTION	BID QUANTITY	AWARD PRICE	SECOND BIDDER	THIRD BIDDER	ESTIMATE

TURF REPAIR STRIP / LF									
805003M	2022Q3	22138	GLOUCESTER	NHP-0322 (330)	2,300	\$33.60			\$3.00
		22140	GLOUCESTER	NHP-0055 (304)	6,252	\$4.00	\$18.35		\$8.00
	2022Q4	22156	BURLINGTON	NHP-0009 (332)	961	\$46.26			\$26.00
		22151	ATLANTIC	NHPP-0030 (368)	5,124	\$40.42			\$2.00
	2023Q1	23407	BURLINGTON	STATE	500	\$5.00	\$3.50	\$3.00	\$13.02
		23408	BURLINGTON	STATE	500	\$0.01	\$12.00	\$12.00	\$13.02
		23407	BURLINGTON	STATE	3,000	\$0.01	\$0.01	\$0.01	\$13.02
		23409	CAPE MAY	STATE	3,000	\$0.01			\$13.02
	23409	CAPE MAY	STATE	4,000	\$2.00			\$13.02	

STABILIZED TURF / SY									
805005M	2022Q3	22138	GLOUCESTER	NHP-0322 (330)	500	\$87.19			\$28.00
		22140	GLOUCESTER	NHP-0055 (304)	1,490	\$35.00	\$65.00		\$40.00
	2022Q4	22156	BURLINGTON	NHP-0009 (332)	35	\$317.86			\$50.00
		22151	ATLANTIC	NHPP-0030 (368)	307	\$102.30			\$25.00

HISTORICAL BID PRICE LISTING
BY REGION

REGION: S

PAY ITEM	CALENDAR QUARTER	CONTRACT NUMBER	COUNTY LOCATION	PROJECT DESCRIPTION	BID QUANTITY	AWARD PRICE	SECOND BIDDER	THIRD BIDDER	ESTIMATE

FERTILIZING AND SEEDING, TYPE A / SY									
806003P	2023Q1	23407	BURLINGTON	STATE	3,000	\$0.01	\$0.01	\$0.01	\$4.16
		23409	CAPE MAY	STATE	3,000	\$0.01			\$4.16

FERTILIZING AND SEEDING, TYPE A-3 / SY									
806006P	2023Q1	23408	BURLINGTON	STATE	600	\$0.01	\$4.00	\$4.00	\$4.16
		23407	BURLINGTON	STATE	1,116	\$0.10	\$0.60	\$1.00	\$4.16
		23409	CAPE MAY	STATE	5,029	\$0.01			\$4.16

FERTILIZING AND SEEDING, TYPE F / SY									
806018P	2022Q3	22140	GLOUCESTER	NHP-0055 (304)	2	\$10.00	\$500.00		\$3.00
	2022Q4	22139	GLOUCESTER	NHP-0040 (318)	137	\$5.00	\$10.00	\$10.00	\$5.00
		22135	CAMDEN	NHP-0130 (328)	1,094	\$1.50	\$2.00	\$5.00	\$2.00

FERTILIZING AND SEEDING, TYPE PINELANDS / SY									
806027P	2022Q4	22139	GLOUCESTER	NHP-0040 (318)	1,370	\$4.00	\$2.15	\$2.50	\$6.00

WILDFLOWER SEEDING / SY									
806030P	2022Q4	22135	CAMDEN	NHP-0130 (328)	2,592	\$2.00	\$2.50	\$3.00	\$5.00

FERTILIZING AND SEEDING, LOW MAINTENANCE / SY									
806033P	2022Q3	22140	GLOUCESTER	NHP-0055 (304)	22	\$10.00	\$100.00		\$3.00
	2022Q4	22135	CAMDEN	NHP-0130 (328)	7,476	\$1.65	\$2.00	\$2.50	\$2.00

HISTORICAL BID PRICE LISTING
 BY REGION

REGION: S

PAY ITEM	CALENDAR QUARTER	CONTRACT NUMBER	COUNTY LOCATION	PROJECT DESCRIPTION	BID QUANTITY	AWARD PRICE	SECOND BIDDER	THIRD BIDDER	ESTIMATE
TOPSOIL STABILIZATION, TYPE 2 MAT / SY									
807006M	2022Q3	22140	GLOUCESTER	NHP-0055 (304)	24	\$25.00	\$100.00		\$5.00
	2022Q4	22135	CAMDEN	NHP-0130 (328)	2,372	\$4.00	\$8.00	\$2.25	\$4.00

HISTORICAL BID PRICE LISTING
BY REGION

REGION: S

PAY ITEM	CALENDAR QUARTER	CONTRACT NUMBER	COUNTY LOCATION	PROJECT DESCRIPTION	BID QUANTITY	AWARD PRICE	SECOND BIDDER	THIRD BIDDER	ESTIMATE

STRAW MULCHING / SY									
809003M	2022Q4	22135	CAMDEN	NHP-0130 (328)	10,550	\$0.85	\$1.00	\$0.60	\$1.00
	2023Q1	23408	BURLINGTON	STATE	600	\$0.01	\$1.50	\$1.50	\$3.29
		23407	BURLINGTON	STATE	1,116	\$0.01	\$0.75	\$0.01	\$3.29
		23407	BURLINGTON	STATE	3,000	\$0.01	\$0.01	\$0.01	\$3.29
		23409	CAPE MAY	STATE	3,000	\$0.01			\$3.29
		23409	CAPE MAY	STATE	5,029	\$0.01			\$3.29

FIBER MULCHING / SY									
809006M	2022Q4	22139	GLOUCESTER	NHP-0040 (318)	1,507	\$0.01	\$1.25	\$1.50	\$3.00

WOOD MULCHING / SY									
809018M	2022Q4	22139	GLOUCESTER	NHP-0040 (318)	11	\$30.00	\$50.00	\$55.00	\$6.00
		22135	CAMDEN	NHP-0130 (328)	189	\$5.50	\$6.00	\$20.00	\$5.00

HISTORICAL BID PRICE LISTING
 BY REGION

REGION: S

PAY ITEM -----	CALENDAR QUARTER -----	CONTRACT NUMBER -----	COUNTY LOCATION -----	PROJECT DESCRIPTION -----	BID QUANTITY -----	AWARD PRICE -----	SECOND BIDDER -----	THIRD BIDDER -----	ESTIMATE -----
MOWING / ACRE									
810003M	2022Q4	22135	CAMDEN	NHP-0130 (328)	4	\$850	\$900	\$2,500	\$650.00

HISTORICAL BID PRICE LISTING
BY REGION

REGION: S

PAY ITEM	CALENDAR QUARTER	CONTRACT NUMBER	COUNTY LOCATION	PROJECT DESCRIPTION	BID QUANTITY	AWARD PRICE	SECOND BIDDER	THIRD BIDDER	ESTIMATE
LARGE DECIDUOUS TREE, 1-1 1/4" CALIPER, / U									
811009M	2022Q4	22135	CAMDEN	NHP-0130 (328)	48	\$550.00	\$600.00	\$900.00	\$325.00
SMALL DECIDUOUS TREE, 6-7' HIGH B&B / U									
811029M	2022Q4	22135	CAMDEN	NHP-0130 (328)	45	\$475	\$525	\$1,000	\$420.00
SMALL DECIDUOUS TREE, 7-8' HIGH, B&B / U									
811031M	2022Q4	22139	GLOUCESTER	NHP-0040 (318)	11	\$750.00	\$550.00	\$600.00	\$450.00
		22135	CAMDEN	NHP-0130 (328)	42	\$500	\$550	\$1,000	\$450.00
EVERGREEN TREE, 6-7' HIGH, B&B / U									
811039M	2022Q4	22135	CAMDEN	NHP-0130 (328)	29	\$500	\$550	\$1,000	\$400.00
EVERGREEN TREE, SEEDLING 18-24" HIGH, PO / U									
811051M	2022Q4	22135	CAMDEN	NHP-0130 (328)	40	\$100.00	\$110.00	\$150.00	\$60.00
DECIDUOUS SHRUB, 18-24" HIGH, #3 CONTAIN / U									
811063M	2022Q4	22135	CAMDEN	NHP-0130 (328)	116	\$60.00	\$66.00	\$85.00	\$55.00
EVERGREEN SHRUB, 18-24" HIGH, #3 CONTAIN / U									
811078M	2022Q4	22135	CAMDEN	NHP-0130 (328)	29	\$60.00	\$66.00	\$150.00	\$75.00

HISTORICAL BID PRICE LISTING
 BY REGION

REGION: S

PAY ITEM	CALENDAR QUARTER	CONTRACT NUMBER	COUNTY LOCATION	PROJECT DESCRIPTION	BID QUANTITY	AWARD PRICE	SECOND BIDDER	THIRD BIDDER	ESTIMATE
PLANT ESTABLISHMENT PERIOD / LS									
811138M	2022Q4	22135	CAMDEN	NHP-0130 (328)	1	\$25,000	\$30,000	\$38,000	\$6,200
		22139	GLOUCESTER	NHP-0040 (318)	1	\$5,000	\$16,500	\$18,000	\$20,000

WATERING / MG									
811165M	2022Q4	22139	GLOUCESTER	NHP-0040 (318)	1	\$500.00	\$500.00	\$550.00	\$500.00
		22135	CAMDEN	NHP-0130 (328)	18	\$250	\$275	\$1,250	\$900.00

HISTORICAL BID PRICE LISTING
 BY REGION

REGION: S

PAY ITEM	CALENDAR CONTRACT QUARTER NUMBER	COUNTY LOCATION	PROJECT DESCRIPTION	BID QUANTITY	AWARD PRICE	SECOND BIDDER	THIRD BIDDER	ESTIMATE
MISCELLANEOUS CONCRETE / CY								
903006M	2023Q1 23447	CAMDEN	N/A	20	\$250.00	\$900.00	\$225.00	\$600.00

HISTORICAL BID PRICE LISTING
 BY REGION

REGION: S

PAY ITEM -----	CALENDAR QUARTER -----	CONTRACT NUMBER -----	COUNTY LOCATION -----	PROJECT DESCRIPTION -----	BID QUANTITY -----	AWARD PRICE -----	SECOND BIDDER -----	THIRD BIDDER -----	ESTIMATE -----
INSPECTION OF UNITS / U									
MMA001M	2023Q1	23447	CAMDEN	N/A	15	\$1,000	\$1,000	\$1,000	\$1,000

HISTORICAL BID PRICE LISTING
BY REGION

REGION: S

PAY ITEM	CALENDAR QUARTER	CONTRACT NUMBER	COUNTY LOCATION	PROJECT DESCRIPTION	BID QUANTITY	AWARD PRICE	SECOND BIDDER	THIRD BIDDER	ESTIMATE
BRIDGE HEADER REPAIR / LF									
MMB070M	2023Q1	22452	GLOUCESTER	NHP-0040 (316)	6,964	\$220.00	\$190.00	\$0.01	\$140.00
REPAIR CONCRETE CURB / LF									
MMB077M	2023Q1	22452	GLOUCESTER	NHP-0040 (316)	255	\$131.00	\$90.00	\$350.00	\$77.00
FLOODLIGHTS FOR NIGHTTIME OPERATION / U									
MMB085M	2023Q1	22473	CAMDEN	0676302	8	\$1,500	\$800	\$800	\$500.00
DECK CORROSION INHIBITOR / SY									
MMB086M	2023Q1	22452	GLOUCESTER	NHP-0040 (316)	50,189	\$16.00	\$9.00	\$12.50	\$12.00
DECK JOINT RESEAL (SILICON) / LF									
MMB087M	2023Q1	22452	GLOUCESTER	NHP-0040 (316)	17,136	\$75.00	\$77.00	\$65.00	\$70.00
BRIDGE DECK CRACK SEALING / LF									
MMB088M	2023Q1	22452	GLOUCESTER	NHP-0040 (316)	3,000	\$10.00	\$10.00	\$40.00	\$12.00
DECK JOINT REPAIR / LF									
MMB089M	2023Q1	22452	GLOUCESTER	NHP-0040 (316)	16,784	\$155.00	\$137.00	\$0.01	\$110.00
DECK JOINT RESEAL (RUBBER ASPHALT) / LF									
MMB090M	2023Q1	22452	GLOUCESTER	NHP-0040 (316)	6,964	\$4.00	\$34.00	\$15.00	\$20.00
CREW COORDINATOR / HOUR									
MMB092M	2022Q4	23436	ATLANTIC	N/A	40	\$140.00	\$140.00	\$140.00	\$140.00

HISTORICAL BID PRICE LISTING
 BY REGION

REGION: S

PAY ITEM	CALENDAR QUARTER	CONTRACT NUMBER	COUNTY LOCATION	PROJECT DESCRIPTION	BID QUANTITY	AWARD PRICE	SECOND BIDDER	THIRD BIDDER	ESTIMATE
CREW COORDINATOR / HOUR									
MMB092M	(cont)	23424	BURLINGTON	N/A	50	\$140.00	\$140.00	\$140.00	\$140.00
		23430	GLOUCESTER	N/A	250	\$140.00	\$140.00	\$140.00	\$140.00
		23433	BURLINGTON	N/A	500	\$140.00	\$140.00	\$140.00	\$140.00
		23427	BURLINGTON	N/A	1,000	\$140.00	\$140.00	\$140.00	\$140.00
	2023Q2	23467	BURLINGTON	N/A	140	\$90.00	\$90.00	\$90.00	\$90.00

HISTORICAL BID PRICE LISTING
BY REGION

REGION: S

PAY ITEM	CALENDAR QUARTER	CONTRACT NUMBER	COUNTY LOCATION	PROJECT DESCRIPTION	BID QUANTITY	AWARD PRICE	SECOND BIDDER	THIRD BIDDER	ESTIMATE

LANE CLOSURES / HOUR									
MMB172M	2022Q4	23430	GLOUCESTER	N/A	1,250	\$176.53	\$225.00		\$100.00
		23424	BURLINGTON	N/A	2,500	\$0.01	\$1.00	\$0.01	\$100.00
		23427	BURLINGTON	N/A	3,200	\$15.21	\$1.00	\$0.01	\$100.00
		23433	BURLINGTON	N/A	4,250	\$176.53	\$200.00	\$1.00	\$100.00
		23436	ATLANTIC	N/A	5,000	\$0.01	\$0.01	\$0.01	\$100.00
	2023Q2	23467	BURLINGTON	N/A	800	\$0.01	\$1.00	\$1.00	\$24.50

SOLID WASTE DISPOSAL / DOLL									
MMB173M	2022Q4	23427	BURLINGTON	N/A	1,000	\$1.00	\$1.00	\$1.00	\$1.00
		23430	GLOUCESTER	N/A	1,000	\$1.00	\$1.00		\$1.00
		23424	BURLINGTON	N/A	2,000	\$1.00	\$1.00	\$1.00	\$1.00
		23433	BURLINGTON	N/A	30,000	\$1.00	\$1.00	\$1.00	\$1.00
		23436	ATLANTIC	N/A	30,000	\$1.00	\$1.00	\$1.00	\$1.00
	2023Q2	23467	BURLINGTON	N/A	6,700	\$1.00	\$1.00	\$1.00	\$1.00

REPAIR CATEGORY "A" / HOUR									
MMB181M	2023Q1	23447	CAMDEN	N/A	145	\$1,300	\$1,200	\$1,300	\$1,200

LABOR CREW / HOUR									
MMB186M	2022Q4	23430	GLOUCESTER	N/A	625	\$638.62	\$700.00		\$680.00
		23430	GLOUCESTER	N/A	625	\$517.33	\$550.00		\$585.00
		23430	GLOUCESTER	N/A	625	\$410.22	\$485.00		\$385.00
		23430	GLOUCESTER	N/A	625	\$634.89	\$765.00		\$700.00
		23430	GLOUCESTER	N/A	625	\$691.30	\$700.00		\$675.00
		23430	GLOUCESTER	N/A	625	\$389.75	\$400.00		\$350.00
		23430	GLOUCESTER	N/A	625	\$642.07	\$725.00		\$600.00
		23424	BURLINGTON	N/A	2,500	\$566.17	\$686.00	\$625.00	\$510.00
		23424	BURLINGTON	N/A	2,500	\$374.69	\$490.00	\$610.00	\$350.00
		23436	ATLANTIC	N/A	2,500	\$389.75	\$431.00	\$411.00	\$400.00
		23427	BURLINGTON	N/A	3,200	\$757.64	\$805.00	\$915.00	\$625.00

HISTORICAL BID PRICE LISTING
 BY REGION

REGION: S

PAY ITEM	CALENDAR QUARTER	CONTRACT NUMBER	COUNTY LOCATION	PROJECT DESCRIPTION	BID QUANTITY	AWARD PRICE	SECOND BIDDER	THIRD BIDDER	ESTIMATE
LABOR CREW / HOUR									
MMB186M	(cont)	23427	BURLINGTON	N/A	3,200	\$206.37	\$350.00	\$300.00	\$237.00
		23433	BURLINGTON	N/A	4,250	\$636.23	\$665.00	\$905.00	\$650.00
		23433	BURLINGTON	N/A	4,250	\$690.01	\$665.00	\$890.00	\$650.00
		23436	ATLANTIC	N/A	5,000	\$706.86	\$726.10	\$760.00	\$690.00
	2023Q2	23467	BURLINGTON	N/A	800	\$816	\$982	\$1,271	\$688.75

RAILROAD SERVICES / DOLL									
MMB188M	2023Q1	22452	GLOUCESTER	NHP-0040 (316)	35,000	\$1.00	\$1.00	\$1.00	\$1.00

HISTORICAL BID PRICE LISTING
 BY REGION

REGION: S

PAY ITEM	CALENDAR QUARTER	CONTRACT NUMBER	COUNTY LOCATION	PROJECT DESCRIPTION	BID QUANTITY	AWARD PRICE	SECOND BIDDER	THIRD BIDDER	ESTIMATE

CLEARING SITE / MILE									
MMD035M	2023Q2	23456	ATLANTIC	D00S (661)	50	\$500.00	\$550.00		\$450.00

CULVERT CLEANING / LF									
MMD059M	2023Q2	23456	ATLANTIC	D00S (661)	2,000	\$10.00	\$35.00		\$60.00

CLEANING EXISTING PIPE / LF									
MMD064M	2023Q2	23456	ATLANTIC	D00S (661)	24,750	\$0.01	\$10.00		\$2.50
		23456	ATLANTIC	D00S (661)	470,250	\$1.00	\$1.50		\$4.00

HISTORICAL BID PRICE LISTING
 BY REGION

REGION: S

PAY ITEM	CALENDAR QUARTER	CONTRACT NUMBER	COUNTY LOCATION	PROJECT DESCRIPTION	BID QUANTITY	AWARD PRICE	SECOND BIDDER	THIRD BIDDER	ESTIMATE

RADAR DETECTION SYSTEM, 2 RADAR / U									
MME144M	2023Q1	23407	BURLINGTON	STATE	4	\$20,000	\$22,000	\$25,000	\$20,000

RADAR DETECTION SYSTEM, 3 RADAR / U									
MME145M	2023Q1	23408	BURLINGTON	STATE	1	\$32,000	\$32,310	\$26,140	\$25,000

RADAR DETECTION SYSTEM, 4 RADAR / U									
MME146M	2023Q1	23409	CAPE MAY	STATE	1	\$40,000			\$30,000
		23408	BURLINGTON	STATE	4	\$42,000	\$42,930	\$30,690	\$30,000

HISTORICAL BID PRICE LISTING
BY REGION

REGION: S

PAY ITEM	CALENDAR QUARTER	CONTRACT NUMBER	COUNTY LOCATION	PROJECT DESCRIPTION	BID QUANTITY	AWARD PRICE	SECOND BIDDER	THIRD BIDDER	ESTIMATE

TRAFFIC CONTROL TRUCK WITH MOUNTED CRASH / DAY									
MMG008M	2023Q1	23407	BURLINGTON	STATE	500	\$0.10	\$0.01	\$0.01	\$200.00
		23409	CAPE MAY	STATE	500	\$0.75			\$200.00

E-Z PASS / DOLL									
MMG009M	2023Q1	22473	CAMDEN	0676302	980	\$1.00	\$1.00	\$1.00	\$1.00
		22452	GLOUCESTER	NHP-0040 (316)	5,514	\$1.00	\$1.00	\$1.00	\$1.00

TELEPHONE SERVICE / DOLL									
MMG010M	2022Q4	23430	GLOUCESTER	N/A	1,000	\$1.00	\$1.00		\$1.00
		23433	BURLINGTON	N/A	1,500	\$1.00	\$1.00	\$1.00	\$1.00
		23424	BURLINGTON	N/A	2,000	\$1.00	\$1.00	\$1.00	\$1.00
		23436	ATLANTIC	N/A	2,000	\$1.00	\$1.00	\$1.00	\$1.00
		23427	BURLINGTON	N/A	2,500	\$1.00	\$1.00	\$1.00	\$1.00
	2023Q1	23447	CAMDEN	N/A	1,000	\$1.00	\$1.00	\$1.00	\$1.00

FIELD OFFICE EQUIPMENT / DOLL									
MMG018M	2023Q1	23447	CAMDEN	N/A	1,000	\$1.00	\$1.00	\$1.00	\$1.00
		23450	CAMDEN	N/A	2,500	\$1.00	\$1.00		\$1.00

OVERTIME DIFFERENTIAL (OD) / DOLL									
MMG025M	2022Q4	23430	GLOUCESTER	N/A	20,000	\$1.00	\$1.00		\$1.00
		23433	BURLINGTON	N/A	30,000	\$1.00	\$1.00	\$1.00	\$1.00
		23436	ATLANTIC	N/A	50,000	\$1.00	\$1.00	\$1.00	\$1.00
		23424	BURLINGTON	N/A	75,000	\$1.00	\$1.00	\$1.00	\$1.00
		23427	BURLINGTON	N/A	100,000	\$1.00	\$1.00	\$1.00	\$1.00
	2023Q2	23467	BURLINGTON	N/A	10,000	\$1.00	\$1.00	\$1.00	\$1.00

DISPOSAL OF REGULATED MATERIAL / DOLL									
MMG027M	2022Q4	23427	BURLINGTON	N/A	1,000	\$1.00	\$1.00	\$1.00	\$1.00

HISTORICAL BID PRICE LISTING
BY REGION

REGION: S

PAY ITEM	CALENDAR QUARTER	CONTRACT NUMBER	COUNTY LOCATION	PROJECT DESCRIPTION	BID QUANTITY	AWARD PRICE	SECOND BIDDER	THIRD BIDDER	ESTIMATE
DISPOSAL OF REGULATED MATERIAL / DOLL									
MMG027M	(cont)	23424	BURLINGTON	N/A	2,000	\$1.00	\$1.00	\$1.00	\$1.00
		23430	GLOUCESTER	N/A	3,000	\$1.00	\$1.00	\$1.00	\$1.00
		23436	ATLANTIC	N/A	30,000	\$1.00	\$1.00	\$1.00	\$1.00
		23433	BURLINGTON	N/A	50,000	\$1.00	\$1.00	\$1.00	\$1.00

STEEL POST FOR END TREATMENT / U									
MMG030M	2023Q1	23447	CAMDEN	N/A	65	\$450.00	\$600.00	\$450.00	\$250.00

ATTACHMENT TO STRUCTURE / LF									
MMG032M	2023Q1	23447	CAMDEN	N/A	10	\$100.00	\$110.00	\$100.00	\$200.00
		23447	CAMDEN	N/A	15	\$1.00	\$1.00	\$1.00	\$200.00

ATTACHMENT TO STRUCTURE / U									
MMG033M	2023Q1	23447	CAMDEN	N/A	10	\$1.00	\$1.00	\$1.00	\$200.00

RIPRAP STONE SLOPE PROTECTION / T									
MMG036M	2023Q1	23407	BURLINGTON	STATE	50	\$0.01	\$0.01	\$0.01	\$55.00
		23409	CAPE MAY	STATE	50	\$0.01			\$55.00

WORKER, TYPE "A" / HOUR									
MMG054M	2023Q2	23467	BURLINGTON	N/A	800	\$131.00	\$150.00	\$95.00	\$76.50

DISPOSAL OF REGULATED MATERIAL HAZARDOUS / DOLL									
MMG064M	2022Q4	23427	BURLINGTON	N/A	1,000	\$1.00	\$1.00	\$1.00	\$1.00
		23424	BURLINGTON	N/A	3,000	\$1.00	\$1.00	\$1.00	\$1.00
		23430	GLOUCESTER	N/A	3,000	\$1.00	\$1.00	\$1.00	\$1.00

HISTORICAL BID PRICE LISTING
BY REGION

REGION: S

PAY ITEM	CALENDAR QUARTER	CONTRACT NUMBER	COUNTY LOCATION	PROJECT DESCRIPTION	BID QUANTITY	AWARD PRICE	SECOND BIDDER	THIRD BIDDER	ESTIMATE
DISPOSAL OF REGULATED MATERIAL HAZARDOUS / DOLL									
MMG064M	(cont)	23433	BURLINGTON	N/A	30,000	\$1.00	\$1.00	\$1.00	\$1.00
		23436	ATLANTIC	N/A	30,000	\$1.00	\$1.00	\$1.00	\$1.00
	2023Q2	23467	BURLINGTON	N/A	11,700	\$1.00	\$1.00	\$1.00	\$1.00

CONTAINMENT SYSTEM / LS									
MMG082M	2023Q1	22473	CAMDEN	0676302	1	\$1,200,000	\$1,887,000	\$1,000,000	\$2,000,000

SSPC, BLAST/PRIME / LS									
MMG083M	2023Q1	22473	CAMDEN	0676302	1	\$2,300,000	\$2,457,000	\$3,350,000	\$4,000,000

SSPC, STRIPE/INTERMEDIATE / LS									
MMG084M	2023Q1	22473	CAMDEN	0676302	1	\$1,250,000	\$731,000	\$1,165,000	\$2,500,000

SSPC, FINISH / LS									
MMG085M	2023Q1	22473	CAMDEN	0676302	1	\$700,000	\$341,000	\$600,000	\$750,000

TESTING, IF AND WHERE DIRECTED / DOLL									
MMG086M	2023Q1	22473	CAMDEN	0676302	100,000	\$1.00	\$1.00	\$1.00	\$1.00

ADJUSTMENT FACTOR / PCT									
MMG095M	2023Q2	23453	CAMDEN	N/A	5,550,000	\$0.93	\$0.95	\$1.04	\$1.08

HISTORICAL BID PRICE LISTING
BY REGION

REGION: S

PAY ITEM	CALENDAR QUARTER	CONTRACT NUMBER	COUNTY LOCATION	PROJECT DESCRIPTION	BID QUANTITY	AWARD PRICE	SECOND BIDDER	THIRD BIDDER	ESTIMATE

CONSTRUCTION LAYOUT / DAY									
MMR001M	2023Q1	23407	BURLINGTON	STATE	20	\$0.01	\$0.01	\$100.00	\$1,650
		23409	CAPE MAY	STATE	20	\$50.00			\$1,650

MOBILIZATION / U									
MMR004M	2023Q1	23450	CAMDEN	N/A	13	\$3,000	\$3,000		\$3,000

SPECIAL MOBILIZATION / U									
MMR005M	2023Q1	23450	CAMDEN	N/A	4	\$1,500	\$1,500		\$1,500
		23447	CAMDEN	N/A	10	\$2,000	\$2,000	\$2,000	\$2,000

EMERGENCY MOBILIZATION / U									
MMR006M	2023Q1	23450	CAMDEN	N/A	1	\$4,000	\$4,000		\$4,000
		23407	BURLINGTON	STATE	3	\$10,000	\$10,000	\$10,000	\$10,000
		23409	CAPE MAY	STATE	3	\$10,000			\$10,000
		23447	CAMDEN	N/A	35	\$5,000	\$5,000	\$5,000	\$5,000

ATTACHMENT TO STRUCTURE, TYPE A / U									
MMR047M	2023Q1	23447	CAMDEN	N/A	5	\$2,700	\$1,800	\$2,700	\$2,000

ATTACHMENT TO STRUCTURE, TYPE B / U									
MMR048M	2023Q1	23447	CAMDEN	N/A	5	\$80.00	\$1.00	\$80.00	\$250.00

BUFFER END PIECES FOR END TREATMENTS / U									
MMR055M	2023Q1	23447	CAMDEN	N/A	20	\$1.00	\$1.00	\$1.00	\$250.00

WOODEN POSTS FOR END TREATMENTS / U									
MMR056M	2023Q1	23447	CAMDEN	N/A	25	\$100.00	\$90.00	\$100.00	\$75.00

HISTORICAL BID PRICE LISTING
BY REGION

REGION: S

PAY ITEM	CALENDAR QUARTER	CONTRACT NUMBER	COUNTY LOCATION	PROJECT DESCRIPTION	BID QUANTITY	AWARD PRICE	SECOND BIDDER	THIRD BIDDER	ESTIMATE
RAIL ELEMENTS FOR END TREATMENTS / U									
MMR057M	2023Q1	23447	CAMDEN	N/A	55	\$1,600	\$500	\$1,500	\$1,300
REFLECTIVE SHEETING FOR END TREATMENTS / SF									
MMR058M	2023Q1	23447	CAMDEN	N/A	50	\$1.00	\$1.00	\$1.00	\$15.00
FLASHING ARROW BOARD, 4' X 8' / DAY									
MMR060M	2023Q1	23407	BURLINGTON	STATE	100	\$0.10	\$0.01	\$0.01	\$50.00
		23409	CAPE MAY	STATE	100	\$1.00			\$50.00
	2023Q2	23456	ATLANTIC	D00S (661)	300	\$1.00	\$5.00		\$45.00
PORTABLE VARIABLE MESSAGE SIGN / DAY									
MMR061M	2023Q1	23407	BURLINGTON	STATE	140	\$950.00	\$0.01	\$0.01	\$100.00
		23409	CAPE MAY	STATE	140	\$15.00			\$100.00
NON-VEGETATIVE SURFACE, POLYESTER MATIN / SY									
MMR073M	2023Q1	23447	CAMDEN	N/A	10	\$10.00	\$1.00	\$100.00	\$20.00
GUIDE RAIL EXTRUDERS / U									
MMR076M	2023Q1	23447	CAMDEN	N/A	15	\$750.00	\$800.00	\$800.00	\$750.00
MOBILIZATION OF MILL & HMA PAVING EQUIP. / U									
MMR077M	2023Q1	23407	BURLINGTON	STATE	25	\$15,000	\$15,000	\$15,000	\$15,000
		23409	CAPE MAY	STATE	25	\$15,000			\$15,000
CLEARING SITE / LF									
MMR080M	2023Q1	23450	CAMDEN	N/A	23,700	\$0.20	\$0.55		\$0.20

HISTORICAL BID PRICE LISTING
BY REGION

REGION: S

PAY ITEM	CALENDAR QUARTER	CONTRACT NUMBER	COUNTY LOCATION	PROJECT DESCRIPTION	BID QUANTITY	AWARD PRICE	SECOND BIDDER	THIRD BIDDER	ESTIMATE

MICROMILLING / SY									
MMR087M	2023Q1	23407	BURLINGTON	STATE	1,000	\$0.10	\$0.01	\$0.01	\$6.35
		23409	CAPE MAY	STATE	1,000	\$2.50			\$6.35

CONCRETE WASHOUT SYSTEM / U									
MMR091M	2023Q1	23407	BURLINGTON	STATE	2	\$2,500	\$2,500	\$2,500	\$2,500
		23409	CAPE MAY	STATE	2	\$2,500			\$2,500
		23407	BURLINGTON	STATE	10	\$1,500	\$1,500	\$1,500	\$1,500
		23409	CAPE MAY	STATE	10	\$1,500			\$1,500

REGRADE BERM / SY									
MMR096M	2023Q1	23407	BURLINGTON	STATE	500	\$0.50	\$14.00	\$8.00	\$21.69
		23408	BURLINGTON	STATE	500	\$0.01	\$26.00	\$26.00	\$21.69
		23409	CAPE MAY	STATE	4,102	\$0.01			\$21.69

HISTORICAL BID PRICE LISTING
 BY REGION

REGION: S

PAY ITEM	CALENDAR QUARTER	CONTRACT NUMBER	COUNTY LOCATION	PROJECT DESCRIPTION	BID QUANTITY	AWARD PRICE	SECOND BIDDER	THIRD BIDDER	ESTIMATE
ASPHALT COLD PATCH / LB									
MMR115M	2023Q1	23447	CAMDEN	N/A	300	\$2.00	\$5.00	\$1.00	\$2.00

HISTORICAL BID PRICE LISTING
 BY REGION

REGION: STATEWID

PAY ITEM -----	CALENDAR QUARTER	CONTRACT NUMBER	COUNTY LOCATION	PROJECT DESCRIPTION	BID QUANTITY	AWARD PRICE	SECOND BIDDER	THIRD BIDDER	ESTIMATE
-----	-----	-----	-----	-----	-----	-----	-----	-----	-----
FORCE ACCOUNT / DOLL									
109006M	2023Q1	23440	STATEWIDE	N/A	5,297,960	\$1.00	\$1.00		\$1.00
	2023Q2	23410	STATEWIDE	N/A	75,000	\$1.00	\$1.00		\$1.00

HISTORICAL BID PRICE LISTING
 BY REGION

REGION: STATEWID

PAY ITEM	CALENDAR QUARTER	CONTRACT NUMBER	COUNTY LOCATION	PROJECT DESCRIPTION	BID QUANTITY	AWARD PRICE	SECOND BIDDER	THIRD BIDDER	ESTIMATE
PERFORMANCE BOND AND PAYMENT BOND / DOLL									
151006M	2023Q1	23440	STATEWIDE	N/A	1	\$65,000	\$1		\$50,000
	2023Q2	23410	STATEWIDE	N/A	1	\$27,150	\$25,000		\$27,000

HISTORICAL BID PRICE LISTING
 BY REGION

REGION: STATEWID

PAY ITEM -----	CALENDAR CONTRACT QUARTER NUMBER	COUNTY LOCATION	PROJECT DESCRIPTION	BID QUANTITY	AWARD PRICE	SECOND BIDDER	THIRD BIDDER	ESTIMATE -----
POLLUTION LIABILITY INSURANCE / DOLL								
152015P	2023Q1 23440	STATEWIDE	N/A	1	\$15,000	\$1,286		\$15,000
	2023Q2 23410	STATEWIDE	N/A	1	\$15,105	\$1		\$10,000

HISTORICAL BID PRICE LISTING
 BY REGION

REGION: STATEWID

PAY ITEM	CALENDAR QUARTER	CONTRACT NUMBER	COUNTY LOCATION	PROJECT DESCRIPTION	BID QUANTITY	AWARD PRICE	SECOND BIDDER	THIRD BIDDER	ESTIMATE

FIELD OFFICE TYPE B SET UP / U									
155006M	2023Q2	23410	STATEWIDE	N/A	1	\$15,000	\$15,000		\$10,000

FIELD OFFICE TYPE B MAINTENANCE / MO									
155024M	2023Q2	23410	STATEWIDE	N/A	12	\$5,000	\$4,500		\$2,000

HISTORICAL BID PRICE LISTING
 BY REGION

REGION: STATEWID

PAY ITEM	CALENDAR QUARTER	CONTRACT NUMBER	COUNTY LOCATION	PROJECT DESCRIPTION	BID QUANTITY	AWARD PRICE	SECOND BIDDER	THIRD BIDDER	ESTIMATE

SILT FENCE / LF									
158006M	2023Q2	23410	STATEWIDE	N/A	1,000	\$0.01	\$0.01		\$1.00

OIL ONLY EMERGENCY SPILL KIT, TYPE 1 / U									
158072M	2023Q2	23410	STATEWIDE	N/A	3	\$100.00	\$0.01		\$500.00

HISTORICAL BID PRICE LISTING
 BY REGION

REGION: STATEWID

PAY ITEM	CALENDAR QUARTER	CONTRACT NUMBER	COUNTY LOCATION	PROJECT DESCRIPTION	BID QUANTITY	AWARD PRICE	SECOND BIDDER	THIRD BIDDER	ESTIMATE

BREAKAWAY BARRICADE / U									
159003M	2023Q2	23410	STATEWIDE	N/A	120	\$1.00	\$0.01		\$50.00

DRUM / U									
159006M	2023Q2	23410	STATEWIDE	N/A	120	\$1.00	\$0.01		\$25.00

TRAFFIC CONE / U									
159009M	2023Q2	23410	STATEWIDE	N/A	700	\$1.00	\$0.01		\$15.00

CONSTRUCTION SIGNS / SF									
159012M	2023Q2	23410	STATEWIDE	N/A	480	\$17.50	\$20.00		\$10.00

HISTORICAL BID PRICE LISTING
 BY REGION

REGION: STATEWID

PAY ITEM	CALENDAR QUARTER	CONTRACT NUMBER	COUNTY LOCATION	PROJECT DESCRIPTION	BID QUANTITY	AWARD PRICE	SECOND BIDDER	THIRD BIDDER	ESTIMATE
HMA PATCH / T									
159138M	2023Q2	23410	STATEWIDE	N/A	50	\$200.00	\$100.00		\$94.00

TRAFFIC DIRECTOR, FLAGGER / HOUR									
159141M	2023Q2	23410	STATEWIDE	N/A	500	\$1.00	\$0.01		\$80.00

HISTORICAL BID PRICE LISTING
BY REGION

REGION: STATEWID

PAY ITEM	CALENDAR QUARTER	CONTRACT NUMBER	COUNTY LOCATION	PROJECT DESCRIPTION	BID QUANTITY	AWARD PRICE	SECOND BIDDER	THIRD BIDDER	ESTIMATE

TRAFFIC STRIPES, LATEX, 4" / LF									
159300M	2023Q2	23410	STATEWIDE	N/A	10,000	\$0.36	\$0.01		\$0.35

TRAFFIC STRIPES, LATEX, 6" / LF									
159301M	2023Q2	23410	STATEWIDE	N/A	10,000	\$0.42	\$0.01		\$0.50

TRAFFIC STRIPES, LATEX, 8" / LF									
159302M	2023Q2	23410	STATEWIDE	N/A	5,000	\$0.47	\$0.01		\$0.60

TRAFFIC MARKINGS LINES, LATEX, 4" / LF									
159310M	2023Q2	23410	STATEWIDE	N/A	1,000	\$1.05	\$0.01		\$1.00

TRAFFIC MARKINGS LINES, LATEX, 8" / LF									
159312M	2023Q2	23410	STATEWIDE	N/A	1,000	\$1.57	\$0.01		\$1.20

TRAFFIC MARKINGS LINES, LATEX, 24" / LF									
159314M	2023Q2	23410	STATEWIDE	N/A	1,000	\$3.15	\$0.01		\$3.00

TRAFFIC MARKINGS SYMBOLS, LATEX / SF									
159320M	2023Q2	23410	STATEWIDE	N/A	500	\$4.20	\$3.15		\$5.00

HISTORICAL BID PRICE LISTING
 BY REGION

REGION: STATEWID

PAY ITEM	CALENDAR CONTRACT QUARTER NUMBER	COUNTY LOCATION	PROJECT DESCRIPTION	BID QUANTITY	AWARD PRICE	SECOND BIDDER	THIRD BIDDER	ESTIMATE
FUEL PRICE ADJUSTMENT / DOLL								
160004M	2023Q2 23410	STATEWIDE	N/A	30,000	\$1.00	\$1.00		\$1.00

ASPHALT PRICE ADJUSTMENT / DOLL								
160007M	2023Q2 23410	STATEWIDE	N/A	131,800	\$1.00	\$1.00		\$1.00

HISTORICAL BID PRICE LISTING
 BY REGION

REGION: STATEWID

PAY ITEM -----	CALENDAR CONTRACT QUARTER NUMBER	COUNTY LOCATION	PROJECT DESCRIPTION	BID QUANTITY	AWARD PRICE	SECOND BIDDER	THIRD BIDDER	ESTIMATE -----
EXCAVATION, UNCLASSIFIED / CY								
202009P	2023Q2 23410	STATEWIDE	N/A	2,500	\$10.00	\$35.00		\$25.00

HISTORICAL BID PRICE LISTING
 BY REGION

REGION: STATEWID

PAY ITEM	CALENDAR QUARTER	CONTRACT NUMBER	COUNTY LOCATION	PROJECT DESCRIPTION	BID QUANTITY	AWARD PRICE	SECOND BIDDER	THIRD BIDDER	ESTIMATE
I-5 SOIL AGGREGATE / CY									
203005P	2023Q2	23410	STATEWIDE	N/A	500	\$1.00	\$0.01		\$20.00
I-7 SOIL AGGREGATE / CY									
203006P	2023Q2	23410	STATEWIDE	N/A	500	\$20.00	\$0.01		\$20.00
GEOTEXTILE / SY									
203040M	2023Q2	23410	STATEWIDE	N/A	1,000	\$2.00	\$2.00		\$2.00

HISTORICAL BID PRICE LISTING
 BY REGION

REGION: STATEWID

PAY ITEM	CALENDAR QUARTER	CONTRACT NUMBER	COUNTY LOCATION	PROJECT DESCRIPTION	BID QUANTITY	AWARD PRICE	SECOND BIDDER	THIRD BIDDER	ESTIMATE
DENSE-GRADED AGGREGATE BASE COURSE, VARI / CY									
302051P	2023Q2	23410	STATEWIDE	N/A	700	\$95.00	\$64.00		\$40.00

COARSE AGGREGATE, SIZE NO. 57 / CY									
302060P	2023Q2	23410	STATEWIDE	N/A	1,000	\$1.00	\$0.01		\$40.00

HISTORICAL BID PRICE LISTING
BY REGION

REGION: STATEWID

PAY ITEM	CALENDAR QUARTER	CONTRACT NUMBER	COUNTY LOCATION	PROJECT DESCRIPTION	BID QUANTITY	AWARD PRICE	SECOND BIDDER	THIRD BIDDER	ESTIMATE

HMA MILLING, 3" OR LESS / SY									
401009P	2023Q2	23410	STATEWIDE	N/A	300,000	\$0.10	\$0.01		\$3.50

HMA MILLING, MORE THAN 3" TO 6" / SY									
401012P	2023Q2	23410	STATEWIDE	N/A	30,000	\$0.10	\$0.01		\$3.60

CONCRETE MILLING / SY									
401015P	2023Q2	23410	STATEWIDE	N/A	2,500	\$1.00	\$0.01		\$2.00

SEALING OF CRACKS IN HOT MIX ASPHALT SUR / LF									
401024M	2023Q2	23410	STATEWIDE	N/A	25,000	\$0.10	\$2.00		\$4.00
		23410	STATEWIDE	N/A	30,000	\$0.10	\$2.00		\$2.00

POLYMERIZED JOINT ADHESIVE / LF									
401027M	2023Q2	23410	STATEWIDE	N/A	10,000	\$0.50	\$0.55		\$2.00

TACK COAT / GAL									
401030M	2023Q2	23410	STATEWIDE	N/A	30,000	\$0.01	\$0.01		\$0.75

HOT MIX ASPHALT 9.5 M 64 SURFACE COURSE / T									
401042M	2023Q2	23410	STATEWIDE	N/A	16,950	\$152.00	\$145.00		\$94.00

HOT MIX ASPHALT 12.5 M 64 SURFACE COURSE / T									
401054M	2023Q2	23410	STATEWIDE	N/A	5,000	\$148.50	\$149.00		\$96.00

HOT MIX ASPHALT 19 M 64 INTERMEDIATE COU / T									
401084M	2023Q2	23410	STATEWIDE	N/A	1,000	\$55.00	\$140.00		\$85.00

HISTORICAL BID PRICE LISTING
BY REGION

REGION: STATEWID

PAY ITEM	CALENDAR QUARTER	CONTRACT NUMBER	COUNTY LOCATION	PROJECT DESCRIPTION	BID QUANTITY	AWARD PRICE	SECOND BIDDER	THIRD BIDDER	ESTIMATE

HOT MIX ASPHALT 25 M 64 BASE COURSE / T									
401099M	2023Q2	23410	STATEWIDE	N/A	1,400	\$126.00	\$140.00		\$85.00

HISTORICAL BID PRICE LISTING
 BY REGION

REGION: STATEWID

PAY ITEM -----	CALENDAR CONTRACT QUARTER NUMBER -----	COUNTY LOCATION -----	PROJECT DESCRIPTION -----	BID QUANTITY -----	AWARD PRICE -----	SECOND BIDDER -----	THIRD BIDDER -----	ESTIMATE -----
CORE SAMPLES, HOT MIX ASPHALT / U								
401108M	2023Q2 23410	STATEWIDE	N/A	250	\$1.00	\$0.01		\$75.00

HISTORICAL BID PRICE LISTING
 BY REGION

REGION: STATEWID

PAY ITEM	CALENDAR QUARTER	CONTRACT NUMBER	COUNTY LOCATION	PROJECT DESCRIPTION	BID QUANTITY	AWARD PRICE	SECOND BIDDER	THIRD BIDDER	ESTIMATE
FULL DEPTH CONCRETE PAVEMENT REPAIR, HMA / SY									
453006M	2023Q2	23410	STATEWIDE	N/A	500	\$100.00	\$150.00		\$150.00

HISTORICAL BID PRICE LISTING
 BY REGION

REGION: STATEWID

PAY ITEM -----	CALENDAR QUARTER -----	CONTRACT NUMBER -----	COUNTY LOCATION -----	PROJECT DESCRIPTION -----	BID QUANTITY -----	AWARD PRICE -----	SECOND BIDDER -----	THIRD BIDDER -----	ESTIMATE -----
UNDERDRAIN, TYPE F / LF									
601416P	2023Q2	23410	STATEWIDE	N/A	500	\$15.00	\$55.00		\$200.00

HISTORICAL BID PRICE LISTING
 BY REGION

REGION: STATEWID

PAY ITEM	CALENDAR QUARTER	CONTRACT NUMBER	COUNTY LOCATION	PROJECT DESCRIPTION	BID QUANTITY	AWARD PRICE	SECOND BIDDER	THIRD BIDDER	ESTIMATE

INLET, TYPE A / U									
602009M	2023Q2	23410	STATEWIDE	N/A	5	\$550	\$4,000		\$3,500

INLET, TYPE B / U									
602012M	2023Q2	23410	STATEWIDE	N/A	5	\$550	\$6,000		\$5,000

INLET, TYPE E / U									
602018M	2023Q2	23410	STATEWIDE	N/A	5	\$550	\$6,500		\$5,000

STORM DRAIN MARKER / U									
602031M	2023Q2	23410	STATEWIDE	N/A	25	\$1.00	\$100.00		\$100.00

RESET EXISTING CASTING / U									
602099M	2023Q2	23410	STATEWIDE	N/A	25	\$550.00	\$375.00		\$500.00

HISTORICAL BID PRICE LISTING
BY REGION

REGION: STATEWID

PAY ITEM	CALENDAR QUARTER	CONTRACT NUMBER	COUNTY LOCATION	PROJECT DESCRIPTION	BID QUANTITY	AWARD PRICE	SECOND BIDDER	THIRD BIDDER	ESTIMATE
RECONSTRUCTED INLET, TYPE A, USING EXIST / U									
602120M	2023Q2	23410	STATEWIDE	N/A	10	\$350	\$1,200		\$800.00
RECONSTRUCTED INLET, TYPE B, USING EXIST / U									
602123M	2023Q2	23410	STATEWIDE	N/A	10	\$350	\$1,400		\$800.00
RECONSTRUCTED INLET, TYPE E, USING EXIST / U									
602129M	2023Q2	23410	STATEWIDE	N/A	10	\$350	\$1,500		\$800.00
RECONSTRUCTED INLET, TYPE A, USING NEW C / U									
602150M	2023Q2	23410	STATEWIDE	N/A	10	\$550	\$2,000		\$1,200
RECONSTRUCTED INLET, TYPE B, USING NEW C / U									
602153M	2023Q2	23410	STATEWIDE	N/A	10	\$550	\$2,000		\$1,500
RECONSTRUCTED INLET, TYPE E, USING NEW C / U									
602159M	2023Q2	23410	STATEWIDE	N/A	10	\$550	\$2,000		\$1,500
RECONSTRUCTED MANHOLE, USING EXISTING CA / U									
602180M	2023Q2	23410	STATEWIDE	N/A	10	\$350	\$1,000		\$750.00
RECONSTRUCTED MANHOLE, USING NEW CASTING / U									
602183M	2023Q2	23410	STATEWIDE	N/A	10	\$550	\$1,500		\$1,250

HISTORICAL BID PRICE LISTING
 BY REGION

REGION: STATEWID

PAY ITEM	CALENDAR QUARTER	CONTRACT NUMBER	COUNTY LOCATION	PROJECT DESCRIPTION	BID QUANTITY	AWARD PRICE	SECOND BIDDER	THIRD BIDDER	ESTIMATE
BICYCLE SAFE GRATE / U									
602210M	2023Q2	23410	STATEWIDE	N/A	150	\$10.00	\$300.00		\$400.00
CURB PIECE / U									
602213M	2023Q2	23410	STATEWIDE	N/A	150	\$10.00	\$300.00		\$400.00

HISTORICAL BID PRICE LISTING
BY REGION

REGION: STATEWID

PAY ITEM	CALENDAR QUARTER	CONTRACT NUMBER	COUNTY LOCATION	PROJECT DESCRIPTION	BID QUANTITY	AWARD PRICE	SECOND BIDDER	THIRD BIDDER	ESTIMATE

CONCRETE SIDEWALK, 4" THICK / SY									
606012P	2023Q2	23410	STATEWIDE	N/A	3,000	\$50.00	\$90.00		\$80.00

CONCRETE SIDEWALK, 6" THICK / SY									
606018P	2023Q2	23410	STATEWIDE	N/A	500	\$50.00	\$95.00		\$82.00

CONCRETE SIDEWALK, REINFORCED, 6" THICK / SY									
606024P	2023Q2	23410	STATEWIDE	N/A	100	\$50.00	\$150.00		\$140.00
		23410	STATEWIDE	N/A	500	\$50.00	\$95.00		\$100.00

CONCRETE SIDEWALK, REINFORCED, 8" THICK / SY									
606027P	2023Q2	23410	STATEWIDE	N/A	100	\$50.00	\$150.00		\$120.00
		23410	STATEWIDE	N/A	100	\$50.00	\$200.00		\$160.00

HOT MIX ASPHALT DRIVEWAY, 6" THICK / SY									
606039P	2023Q2	23410	STATEWIDE	N/A	500	\$25.00	\$50.00		\$60.00

HOT MIX ASPHALT DRIVEWAY, VARIABLE THICK / SY									
606042P	2023Q2	23410	STATEWIDE	N/A	500	\$25.00	\$50.00		\$50.00

CONCRETE DRIVEWAY, 6" THICK / SY									
606051P	2023Q2	23410	STATEWIDE	N/A	100	\$50.00	\$95.00		\$90.00

CONCRETE DRIVEWAY, REINFORCED, 6" THICK / SY									
606057P	2023Q2	23410	STATEWIDE	N/A	100	\$50.00	\$145.00		\$150.00

HISTORICAL BID PRICE LISTING
 BY REGION

REGION: STATEWID

PAY ITEM	CALENDAR QUARTER	CONTRACT NUMBER	COUNTY LOCATION	PROJECT DESCRIPTION	BID QUANTITY	AWARD PRICE	SECOND BIDDER	THIRD BIDDER	ESTIMATE
CONCRETE DRIVEWAY, REINFORCED, 8" THICK / SY									
606060P	2023Q2	23410	STATEWIDE	N/A	100	\$50.00	\$185.00		\$165.00
DETECTABLE WARNING SURFACE / SY									
606084P	2023Q2	23410	STATEWIDE	N/A	150	\$1.00	\$750.00		\$300.00

HISTORICAL BID PRICE LISTING
 BY REGION

REGION: STATEWID

PAY ITEM	CALENDAR QUARTER	CONTRACT NUMBER	COUNTY LOCATION	PROJECT DESCRIPTION	BID QUANTITY	AWARD PRICE	SECOND BIDDER	THIRD BIDDER	ESTIMATE
9" X 16" CONCRETE VERTICAL CURB / LF									
607018P	2023Q2	23410	STATEWIDE	N/A	4,500	\$10.00	\$50.00		\$35.00
9" X 18" CONCRETE VERTICAL CURB / LF									
607021P	2023Q2	23410	STATEWIDE	N/A	1,000	\$60.00	\$50.00		\$45.00
9" X 20" CONCRETE VERTICAL CURB / LF									
607024P	2023Q2	23410	STATEWIDE	N/A	250	\$25.00	\$50.00		\$50.00
12" X 13" CONCRETE SLOPING CURB / LF									
607030P	2023Q2	23410	STATEWIDE	N/A	750	\$25.00	\$50.00		\$50.00

HISTORICAL BID PRICE LISTING
BY REGION

REGION: STATEWID

PAY ITEM	CALENDAR QUARTER	CONTRACT NUMBER	COUNTY LOCATION	PROJECT DESCRIPTION	BID QUANTITY	AWARD PRICE	SECOND BIDDER	THIRD BIDDER	ESTIMATE

TRAFFIC STRIPES, 4" / LF									
610003M	2023Q2	23410	STATEWIDE	N/A	25,000	\$0.52	\$0.79		\$0.45
		23410	STATEWIDE	N/A	30,000	\$1.05	\$1.58		\$0.80

TRAFFIC STRIPES, 6" / LF									
610006M	2023Q2	23410	STATEWIDE	N/A	10,000	\$0.68	\$2.36		\$0.60

TRAFFIC STRIPES, 8" / LF									
610007M	2023Q2	23410	STATEWIDE	N/A	5,000	\$0.89	\$3.15		\$1.00

RPM, MONO-DIRECTIONAL, WHITE LENS / U									
610012M	2023Q2	23410	STATEWIDE	N/A	250	\$34.12	\$50.40		\$32.00

TRAFFIC MARKING LINES, 4" / LF									
610013M	2023Q2	23410	STATEWIDE	N/A	25,000	\$1.05	\$1.58		\$0.80

TRAFFIC MARKING LINES, 8" / LF									
610014M	2023Q2	23410	STATEWIDE	N/A	1,000	\$1.68	\$3.15		\$1.75

TRAFFIC MARKING LINES, 24" / LF									
610017M	2023Q2	23410	STATEWIDE	N/A	1,000	\$5.04	\$9.45		\$6.00

RPM, MONO-DIRECTIONAL, AMBER LENS / U									
610018M	2023Q2	23410	STATEWIDE	N/A	250	\$34.12	\$50.40		\$32.00

RPM, BI-DIRECTIONAL, AMBER LENS / U									
610021M	2023Q2	23410	STATEWIDE	N/A	250	\$34.12	\$50.40		\$32.00

HISTORICAL BID PRICE LISTING
 BY REGION

REGION: STATEWID

PAY ITEM	CALENDAR QUARTER	CONTRACT NUMBER	COUNTY LOCATION	PROJECT DESCRIPTION	BID QUANTITY	AWARD PRICE	SECOND BIDDER	THIRD BIDDER	ESTIMATE

REMOVAL OF RPM / U									
610024M	2023Q2	23410	STATEWIDE	N/A	750	\$1.00	\$0.01		\$3.00

REMOVAL OF TRAFFIC STRIPES / LF									
610036M	2023Q2	23410	STATEWIDE	N/A	25,000	\$1.57	\$0.79		\$1.50

REMOVAL OF TRAFFIC MARKINGS / SF									
610039M	2023Q2	23410	STATEWIDE	N/A	2,500	\$3.15	\$3.15		\$2.80

TRAFFIC MARKINGS SYMBOLS / SF									
610060M	2023Q2	23410	STATEWIDE	N/A	3,000	\$8.13	\$10.50		\$7.50

HISTORICAL BID PRICE LISTING
 BY REGION

REGION: STATEWID

PAY ITEM	CALENDAR QUARTER	CONTRACT NUMBER	COUNTY LOCATION	PROJECT DESCRIPTION	BID QUANTITY	AWARD PRICE	SECOND BIDDER	THIRD BIDDER	ESTIMATE
TOPSOIL SPREADING ___" THICK / SY									
804000P	2023Q2	23410	STATEWIDE	N/A	1,000	\$4.00	\$6.00		\$5.00

BORROW TOPSOIL / CY									
804015P	2023Q2	23410	STATEWIDE	N/A	2,000	\$1.00	\$0.01		\$3.00

HISTORICAL BID PRICE LISTING
 BY REGION

REGION: STATEWID

PAY ITEM -----	CALENDAR QUARTER -----	CONTRACT NUMBER -----	COUNTY LOCATION -----	PROJECT DESCRIPTION -----	BID QUANTITY -----	AWARD PRICE -----	SECOND BIDDER -----	THIRD BIDDER -----	ESTIMATE -----
TURF REPAIR STRIP / LF									
805003M	2023Q2	23410	STATEWIDE	N/A	1,000	\$2.00	\$3.50		\$2.00

HISTORICAL BID PRICE LISTING
 BY REGION

REGION: STATEWID

PAY ITEM -----	CALENDAR CONTRACT QUARTER NUMBER -----	COUNTY LOCATION -----	PROJECT DESCRIPTION -----	BID QUANTITY -----	AWARD PRICE -----	SECOND BIDDER -----	THIRD BIDDER -----	ESTIMATE -----
FERTILIZING AND SEEDING, TYPE A / SY								
806003P	2023Q2 23410	STATEWIDE	N/A	2,000	\$1.00	\$2.00		\$2.00

HISTORICAL BID PRICE LISTING
 BY REGION

REGION: STATEWID

PAY ITEM -----	CALENDAR QUARTER -----	CONTRACT NUMBER -----	COUNTY LOCATION -----	PROJECT DESCRIPTION -----	BID QUANTITY -----	AWARD PRICE -----	SECOND BIDDER -----	THIRD BIDDER -----	ESTIMATE -----
STRAW MULCHING / SY									
809003M	2023Q2	23410	STATEWIDE	N/A	2,000	\$1.00	\$2.00		\$0.80

HISTORICAL BID PRICE LISTING
 BY REGION

REGION: STATEWID

PAY ITEM	CALENDAR QUARTER	CONTRACT NUMBER	COUNTY LOCATION	PROJECT DESCRIPTION	BID QUANTITY	AWARD PRICE	SECOND BIDDER	THIRD BIDDER	ESTIMATE
REPAIR CATEGORY "A", MOVABLE / HOUR									
MMB022M	2023Q1	23440	STATEWIDE	N/A	8,448	\$282.25	\$320.50		\$275.00
REPAIR CATEGORY "B", MOVABLE / HOUR									
MMB024M	2023Q1	23440	STATEWIDE	N/A	2,112	\$257.64	\$250.00		\$255.00
WELDING CREW / HOUR									
MMB026M	2023Q1	23440	STATEWIDE	N/A	8,448	\$276.26	\$330.00		\$270.00
60' UNDERBRIDGE INSPECTION UNIT / HOUR									
MMB044M	2023Q1	23440	STATEWIDE	N/A	1,000	\$265.00	\$150.00		\$270.00
CREW COORDINATOR / HOUR									
MMB092M	2023Q1	23440	STATEWIDE	N/A	4,224	\$105.00	\$105.00		\$105.00

HISTORICAL BID PRICE LISTING
 BY REGION

REGION: STATEWID

PAY ITEM	CALENDAR QUARTER	CONTRACT NUMBER	COUNTY LOCATION	PROJECT DESCRIPTION	BID QUANTITY	AWARD PRICE	SECOND BIDDER	THIRD BIDDER	ESTIMATE

MANPOWERED ACCESS MACHINE / HOUR									
MMB142M	2023Q1	23440	STATEWIDE	N/A	3,000	\$25.00	\$25.00		\$30.00

LANE CLOSURES / HOUR									
MMB172M	2023Q1	23440	STATEWIDE	N/A	7,560	\$460.46	\$614.00		\$440.00

SOLID WASTE DISPOSAL / DOLL									
MMB173M	2023Q1	23440	STATEWIDE	N/A	50,000	\$1.00	\$1.00		\$1.00

HISTORICAL BID PRICE LISTING
BY REGION

REGION: STATEWID

PAY ITEM	CALENDAR QUARTER	CONTRACT NUMBER	COUNTY LOCATION	PROJECT DESCRIPTION	BID QUANTITY	AWARD PRICE	SECOND BIDDER	THIRD BIDDER	ESTIMATE
TRAFFIC CONTROL TRUCK WITH MOUNTED CRASH / DAY									
MMG008M	2023Q2	23410	STATEWIDE	N/A	100	\$1.00	\$0.01		\$50.00

TELEPHONE SERVICE / DOLL									
MMG010M	2023Q1	23440	STATEWIDE	N/A	14,400	\$1.00	\$1.00		\$1.00

NON-PARTICIPATING WORK / DOLL									
MMG013M	2023Q1	22445	STATEWIDE	STBGP-FLEX-D00S (597)	442,500	\$1.00	\$1.00	\$1.00	\$1.00

OVERTIME DIFFERENTIAL (OD) / DOLL									
MMG025M	2023Q1	23440	STATEWIDE	N/A	300,000	\$1.00	\$1.00		\$1.00

HMA RESURFACING PATCH / T									
MMG026M	2023Q2	23410	STATEWIDE	N/A	500	\$10.00	\$160.00		\$120.00

PREFORMED THERMOPLASTIC NUMBERS / U									
MMG034M	2023Q2	23410	STATEWIDE	N/A	500	\$26.25	\$31.50		\$20.00

THERMOPLASTIC PREFORMED HANDICAP MAT / U									
MMG035M	2023Q2	23410	STATEWIDE	N/A	35	\$395.00	\$367.50		\$350.00

RIPRAP STONE SLOPE PROTECTION / T									
MMG036M	2023Q2	23410	STATEWIDE	N/A	100	\$35.00	\$65.00		\$40.00

ADJUSTMENT FACTOR / PCT									
MMG095M	2023Q1	22445	STATEWIDE	STBGP-FLEX-D00S (597)	5,000,000	\$0.80	\$0.84	\$0.86	\$1.11

HISTORICAL BID PRICE LISTING
 BY REGION

REGION: STATEWID

PAY ITEM -----	CALENDAR QUARTER -----	CONTRACT NUMBER -----	COUNTY LOCATION -----	PROJECT DESCRIPTION -----	BID QUANTITY -----	AWARD PRICE -----	SECOND BIDDER -----	THIRD BIDDER -----	ESTIMATE -----
BOLLARD / U									
MMI003M	2023Q2	23410	STATEWIDE	N/A	25	\$1,225	\$875		\$1,500

HISTORICAL BID PRICE LISTING
BY REGION

REGION: STATEWID

PAY ITEM	CALENDAR QUARTER	CONTRACT NUMBER	COUNTY LOCATION	PROJECT DESCRIPTION	BID QUANTITY	AWARD PRICE	SECOND BIDDER	THIRD BIDDER	ESTIMATE

CONSTRUCTION LAYOUT / DAY									
MMR001M	2023Q2	23410	STATEWIDE	N/A	80	\$1,750	\$1,500		\$1,500

MOBILIZATION / U									
MMR004M	2023Q2	23410	STATEWIDE	N/A	30	\$15,000	\$15,000		\$15,000

SPECIAL MOBILIZATION / U									
MMR005M	2023Q2	23410	STATEWIDE	N/A	10	\$4,000	\$4,000		\$4,000

EMERGENCY MOBILIZATION / U									
MMR006M	2023Q2	23410	STATEWIDE	N/A	1	\$7,500	\$7,500		\$7,500

REMOVAL OF CURB / LF									
MMR031M	2023Q2	23410	STATEWIDE	N/A	2,000	\$40.00	\$10.00		\$7.50

REMOVAL OF SIDEWALK / SY									
MMR034M	2023Q2	23410	STATEWIDE	N/A	1,750	\$115.00	\$10.00		\$20.00

FLASHING ARROW BOARD, 4' X 8' / DAY									
MMR060M	2023Q2	23410	STATEWIDE	N/A	125	\$1.00	\$0.01		\$50.00

PORTABLE VARIABLE MESSAGE SIGN / DAY									
MMR061M	2023Q2	23410	STATEWIDE	N/A	50	\$1.00	\$0.01		\$100.00

MICROMILLING / SY									
MMR087M	2023Q2	23410	STATEWIDE	N/A	2,500	\$1.00	\$0.01		\$5.00

HISTORICAL BID PRICE LISTING
 BY REGION

REGION: STATEWID

PAY ITEM	CALENDAR QUARTER	CONTRACT NUMBER	COUNTY LOCATION	PROJECT DESCRIPTION	BID QUANTITY	AWARD PRICE	SECOND BIDDER	THIRD BIDDER	ESTIMATE
PREPARATION OF ROADBED / SY									
MMR089M	2023Q2	23410	STATEWIDE	N/A	5,000	\$5.00	\$2.00		\$1.75

CONCRETE WASHOUT SYSTEM / U									
MMR091M	2023Q2	23410	STATEWIDE	N/A	2	\$2,500	\$2,500		\$2,500
		23410	STATEWIDE	N/A	25	\$1,500	\$1,500		\$1,500

HISTORICAL BID PRICE LISTING
 BY REGION

REGION: STATEWID

PAY ITEM	CALENDAR QUARTER	CONTRACT NUMBER	COUNTY LOCATION	PROJECT DESCRIPTION	BID QUANTITY	AWARD PRICE	SECOND BIDDER	THIRD BIDDER	ESTIMATE
REMOVAL OF HMA PAVEMENT / CY									
MMR116M	2023Q2	23410	STATEWIDE	N/A	200	\$55.00	\$35.00		\$1.00

WEIGHTED AVERAGE ITEM PRICE REPORT
BY REGION, ITEM, AND QUARTER

REGION	ITEM	CALENDAR QUARTER	NUMBER OF OCCUR'S	TOTAL QUANTITY	TOTAL DOLLARS	AVERAGE AWARDED PRICE	AVERAGE OF LOW 3 BIDDERS
C	FORCE ACCOUNT / DOLL						
	109006M	2022Q4	7	4,575,000.00	\$4,575,000	\$1.00	\$1.00
		2023Q1	4	338,720.00	\$338,720	\$1.00	\$1.00
			11	4,913,720.00	\$4,913,720	\$1.00	\$1.00

	PERFORMANCE BOND AND PAYMENT BOND / DOLL						
	151006M	2022Q3	6	6.00	\$118,000	\$19,666.67	\$26,216.44
		2022Q4	10	10.00	\$305,073	\$30,507.30	\$28,571.26
		2023Q1	6	6.00	\$143,253	\$23,875.45	\$23,427.21
		2023Q2	2	2.00	\$114,918	\$57,459.00	\$56,670.27
			24	24.00	\$681,244	\$28,385.16	\$29,038.13

	RAILROAD PROTECTIVE LIABILITY INSURANCE / DOLL						
	152012P	2022Q4	2	2.00	\$6,118	\$3,059.00	\$2,243.50
		2023Q1	1	1.00	\$20,000	\$20,000.00	\$7,333.67
			3	3.00	\$26,118	\$8,706.00	\$3,940.22

	POLLUTION LIABILITY INSURANCE / DOLL						
	152015P	2022Q3	6	6.00	\$50,002	\$8,333.67	\$10,181.20
		2022Q4	10	10.00	\$80,660	\$8,065.95	\$4,692.32
		2023Q1	4	4.00	\$45,651	\$11,412.63	\$8,978.42
		2023Q2	2	2.00	\$33,070	\$16,535.00	\$13,347.17
			22	22.00	\$209,382	\$9,517.37	\$7,755.38

	PROGRESS SCHEDULE / LS						
	153003P	2022Q3	4	4.00	\$84,400	\$21,100.00	\$10,823.33
		2022Q4	1	1.00	\$38,000	\$38,000.00	\$38,000.00
		2023Q2	2	2.00	\$17,300	\$8,650.00	\$9,173.33
			7	7.00	\$139,700	\$19,957.14	\$14,234.28

WEIGHTED AVERAGE ITEM PRICE REPORT
BY REGION, ITEM, AND QUARTER

REGION	ITEM	CALENDAR QUARTER	NUMBER OF OCCUR'S	TOTAL QUANTITY	TOTAL DOLLARS	AVERAGE AWARDED PRICE	AVERAGE OF LOW 3 BIDDERS
C	PROGRESS SCHEDULE UPDATE / U						
	153005M	2022Q3	4	19.00	\$66,400	\$3,494.74	\$1,737.34
		2022Q4	1	3.00	\$24,000	\$8,000.00	\$8,000.00
		2023Q2	2	18.00	\$13,800	\$766.67	\$733.87
			7	40.00	\$104,200	\$2,605.00	\$1,755.48
	BAR CHART PROGRESS SCHEDULE AND UPDATES / LS						
	153009P	2022Q3	2	2.00	\$25,500	\$12,750.00	\$6,583.33
		2022Q4	3	3.00	\$18,600	\$6,200.00	\$4,483.54
		2023Q1	1	1.00	\$5,500	\$5,500.00	\$3,833.33
			6	6.00	\$49,600	\$8,266.67	\$5,075.10
	TRAINEES / HOUR						
	153011M	2022Q3	2	3,700.00	\$264,030	\$71.36	\$24.45
		2022Q4	2	1,050.00	\$45,600	\$43.43	\$22.11
		2023Q1	1	1,630.00	\$81,500	\$50.00	\$17.33
		2023Q2	1	1,040.00	\$3,120	\$3.00	\$34.69
			6	7,420.00	\$394,250	\$53.13	\$23.99
	MOBILIZATION / LS						
	154003P	2022Q3	6	6.00	\$3,170,025	\$528,337	\$691,470
		2022Q4	4	4.00	\$1,590,721	\$397,680	\$510,013
		2023Q1	5	5.00	\$1,189,530	\$237,906	\$576,551
		2023Q2	2	2.00	\$1,998,141	\$999,071	\$1,325,568
			17	17.00	\$7,948,417	\$467,554	\$689,574
	FIELD OFFICE TYPE A SET UP / U						
	155003M	2022Q3	2	2.00	\$35,000	\$17,500.00	\$35,833.33
		2022Q4	1	1.00	\$36,000	\$36,000.00	\$33,000.00
			3	3.00	\$71,000	\$23,666.67	\$34,888.89

WEIGHTED AVERAGE ITEM PRICE REPORT
 BY REGION, ITEM, AND QUARTER

REGION	ITEM	CALENDAR QUARTER	NUMBER OF OCCUR'S	TOTAL QUANTITY	TOTAL DOLLARS	AVERAGE AWARDED PRICE	AVERAGE OF LOW 3 BIDDERS
C	FIELD OFFICE TYPE B SET UP / U						
	155006M	2022Q4	3	3.00	\$80,500	\$26,833.33	\$23,833.33
		2023Q1	1	1.00	\$25,500	\$25,500.00	\$24,666.67
			4	4.00	\$106,000	\$26,500.00	\$24,041.67
	FIELD OFFICE TYPE C SET UP / U						
	155009M	2022Q3	1	1.00	\$45,000	\$45,000.00	\$45,000.00
			1	1.00	\$45,000	\$45,000.00	\$45,000.00
	FIELD OFFICE TYPE E SET UP / U						
	155015M	2022Q3	3	3.00	\$112,000	\$37,333.33	\$30,731.11
		2022Q4	1	1.00	\$45,000	\$45,000.00	\$45,000.00
		2023Q1	1	1.00	\$40,000	\$40,000.00	\$32,500.00
		2023Q2	1	1.00	\$25,000	\$25,000.00	\$38,333.33
			6	6.00	\$222,000	\$37,000.00	\$34,671.11
	FIELD OFFICE TYPE F SET UP / U						
	155018M	2023Q2	1	1.00	\$46,980	\$46,980.00	\$41,832.06
			1	1.00	\$46,980	\$46,980.00	\$41,832.06
	FIELD OFFICE TYPE A MAINTENANCE / MO						
	155021M	2022Q3	2	9.00	\$16,000	\$1,777.78	\$2,525.93
		2022Q4	1	6.00	\$42,480	\$7,080.00	\$4,790.00
			3	15.00	\$58,480	\$3,898.67	\$3,431.56
	FIELD OFFICE TYPE B MAINTENANCE / MO						
	155024M	2022Q4	3	38.00	\$127,000	\$3,342.11	\$3,406.21

(item continued)

WEIGHTED AVERAGE ITEM PRICE REPORT
BY REGION, ITEM, AND QUARTER

REGION	ITEM	CALENDAR QUARTER	NUMBER OF OCCUR'S	TOTAL QUANTITY	TOTAL DOLLARS	AVERAGE AWARDED PRICE	AVERAGE OF LOW 3 BIDDERS
C	FIELD OFFICE TYPE B MAINTENANCE / MO						
	155024M	2023Q1	1	16.00	\$56,000	\$3,500.00	\$3,366.67
			4	54.00	\$183,000	\$3,388.89	\$3,394.49
	FIELD OFFICE TYPE C MAINTENANCE / MO						
	155027M	2022Q3	1	10.00	\$65,000	\$6,500.00	\$6,500.00
			1	10.00	\$65,000	\$6,500.00	\$6,500.00
	FIELD OFFICE TYPE E MAINTENANCE / MO						
	155033M	2022Q3	3	34.00	\$156,000	\$4,588.24	\$3,876.63
		2022Q4	1	11.00	\$88,000	\$8,000.00	\$8,000.00
		2023Q1	1	15.00	\$45,000	\$3,000.00	\$2,833.33
		2023Q2	1	13.00	\$58,500	\$4,500.00	\$4,266.67
			6	73.00	\$347,500	\$4,760.27	\$4,353.04
	FIELD OFFICE TYPE F MAINTENANCE / MO						
	155036M	2023Q2	1	26.00	\$114,920	\$4,420.00	\$4,604.77
			1	26.00	\$114,920	\$4,420.00	\$4,604.77
	CONSTRUCTION LAYOUT / DOLL						
	157004M	2022Q3	6	6.00	\$93,000	\$15,500.00	\$10,200.00
		2022Q4	4	4.00	\$77,000	\$19,250.00	\$14,444.44
		2023Q1	2	2.00	\$7,501	\$3,750.50	\$4,333.67
		2023Q2	2	2.00	\$35,000	\$17,500.00	\$64,419.52
			14	14.00	\$212,501	\$15,178.64	\$18,320.30
	CAUTION FENCE / LF						
	158003M	2022Q4	1	1,700.00	\$20,400	\$12.00	\$10.00
			1	1,700.00	\$20,400	\$12.00	\$10.00

WEIGHTED AVERAGE ITEM PRICE REPORT
BY REGION, ITEM, AND QUARTER

REGION	ITEM	CALENDAR QUARTER	NUMBER OF OCCUR'S	TOTAL QUANTITY	TOTAL DOLLARS	AVERAGE AWARDED PRICE	AVERAGE OF LOW 3 BIDDERS
C	SILT FENCE / LF						
	158006M	2022Q3	2	700.00	\$19,375	\$27.68	\$138.84
		2022Q4	3	2,000.00	\$41,440	\$20.72	\$6.92
			5	2,700.00	\$60,815	\$22.52	\$41.12

	HEAVY DUTY SILT FENCE, ORANGE / LF						
	158009M	2022Q3	2	2,000.00	\$49,610	\$24.81	\$18.60
		2023Q2	1	8,180.00	\$61,350	\$7.50	\$7.87
			3	10,180.00	\$110,960	\$10.90	\$9.98

	HEAVY DUTY SILT FENCE, BLACK / LF						
	158012M	2022Q4	1	2,260.00	\$40,680	\$18.00	\$13.75
		2023Q2	1	7,501.00	\$56,258	\$7.50	\$7.89
			2	9,761.00	\$96,938	\$9.93	\$9.24

	HAYBALE / U						
	158015M	2022Q3	1	25.00	\$4,500	\$180.00	\$180.00
		2022Q4	1	340.00	\$12,485	\$36.72	\$40.36
			2	365.00	\$16,985	\$46.53	\$49.92

	INLET FILTER TYPE 2, 2' X 4' / U						
	158030M	2022Q3	3	289.00	\$53,317	\$184.49	\$193.70
		2022Q4	2	200.00	\$200	\$1.00	\$17.34
		2023Q1	1	264.00	\$264	\$1.00	\$1.00
		2023Q2	1	260.00	\$260	\$1.00	\$50.33
			7	1,013.00	\$54,041	\$53.35	\$71.86

	INLET FILTER TYPE 2, 4' X 4' / U						
	158033M	2022Q3	3	24.00	\$10,595	\$441.46	\$225.25

(item continued)

WEIGHTED AVERAGE ITEM PRICE REPORT
BY REGION, ITEM, AND QUARTER

REGION	ITEM	CALENDAR QUARTER	NUMBER OF OCCUR'S	TOTAL QUANTITY	TOTAL DOLLARS	AVERAGE AWARDED PRICE	AVERAGE OF LOW 3 BIDDERS
C	INLET FILTER TYPE 2, 4' X 4' / U						
	158033M	2022Q4	2	50.00	\$50	\$1.00	\$17.34
		2023Q1	1	37.00	\$37	\$1.00	\$1.00
		2023Q2	2	238.00	\$13,454	\$56.53	\$143.24
			8	349.00	\$24,136	\$69.16	\$115.76

	SEDIMENT CONTROL BAG / SF						
	158054M	2023Q2	1	50.00	\$4,850	\$97.00	\$59.34
			1	50.00	\$4,850	\$97.00	\$59.34

	CONSTRUCTION DRIVEWAY / T						
	158060M	2022Q4	1	173.00	\$31,140	\$180.00	\$140.00
		2023Q2	1	50.00	\$1,000	\$20.00	\$66.25
			2	223.00	\$32,140	\$144.13	\$123.46

	CONCRETE WASHOUT SYSTEM / LS						
	158063P	2022Q3	1	1.00	\$0	\$0.02	\$1,333.34
		2022Q4	2	2.00	\$24,000	\$12,000.00	\$9,416.67
		2023Q1	1	1.00	\$2,500	\$2,500.00	\$1,667.00
		2023Q2	1	1.00	\$5,500	\$5,500.00	\$15,132.79
			5	5.00	\$32,000	\$6,400.00	\$7,393.29

	OIL-WATER SEPARATOR / U						
	158069M	2023Q2	1	1.00	\$300	\$300.00	\$5,977.05
			1	1.00	\$300	\$300.00	\$5,977.05

	OIL ONLY EMERGENCY SPILL KIT, TYPE 1 / U						
	158072M	2022Q3	5	7.00	\$19,500	\$2,785.71	\$1,553.57

(item continued)

WEIGHTED AVERAGE ITEM PRICE REPORT
BY REGION, ITEM, AND QUARTER

REGION	ITEM	CALENDAR QUARTER	NUMBER OF OCCUR'S	TOTAL QUANTITY	TOTAL DOLLARS	AVERAGE AWARDED PRICE	AVERAGE OF LOW 3 BIDDERS
C	OIL ONLY EMERGENCY SPILL KIT, TYPE 1 / U						
	158072M	2022Q4	6	11.00	\$7,304	\$664.00	\$350.64
		2023Q1	3	4.00	\$1,210	\$302.50	\$367.92
		2023Q2	2	4.00	\$500	\$125.00	\$495.38
			16	26.00	\$28,514	\$1,096.69	\$699.43
	EROSION CONTROL SEDIMENT REMOVAL / CY						
	158084M	2023Q2	1	62.00	\$310	\$5.00	\$18.17
			1	62.00	\$310	\$5.00	\$18.17
	BASIN SAND LAYER / CY						
	158095M	2023Q2	1	23.00	\$2,259	\$98.20	\$169.01
			1	23.00	\$2,259	\$98.20	\$169.01
	BREAKAWAY BARRICADE / U						
	159003M	2022Q3	4	608.00	\$404	\$0.66	\$115.94
		2022Q4	6	855.00	\$830	\$0.97	\$0.61
		2023Q1	4	479.00	\$4,105	\$8.57	\$4.92
		2023Q2	1	46.00	\$5,060	\$110.00	\$79.77
			15	1,988.00	\$10,399	\$5.23	\$38.75
	DRUM / U						
	159006M	2022Q3	4	806.00	\$358	\$0.44	\$42.15
		2022Q4	6	625.00	\$600	\$0.96	\$28.37
		2023Q1	4	325.00	\$3,951	\$12.16	\$6.94
		2023Q2	2	197.00	\$197	\$1.00	\$13.92
			16	1,953.00	\$5,106	\$2.61	\$29.03

WEIGHTED AVERAGE ITEM PRICE REPORT
BY REGION, ITEM, AND QUARTER

REGION	ITEM	CALENDAR QUARTER	NUMBER OF OCCUR'S	TOTAL QUANTITY	TOTAL DOLLARS	AVERAGE AWARDED PRICE	AVERAGE OF LOW 3 BIDDERS
C	TRAFFIC CONE / U						
	159009M	2022Q3	4	2,006.00	\$31,264	\$15.59	\$21.00
		2022Q4	6	6,800.00	\$26,000	\$3.82	\$12.06
		2023Q1	4	5,400.00	\$8,003	\$1.48	\$1.01
		2023Q2	2	529.00	\$10,563	\$19.97	\$7.61
			16	14,735.00	\$75,829	\$5.15	\$9.07
	CONSTRUCTION SIGNS / SF						
	159012M	2022Q3	4	6,302.00	\$94,541	\$15.00	\$16.57
		2022Q4	6	18,795.00	\$59,100	\$3.14	\$1.34
		2023Q1	4	7,250.00	\$1,063	\$0.15	\$0.18
		2023Q2	2	3,535.00	\$58,672	\$16.60	\$20.99
			16	35,882.00	\$213,376	\$5.95	\$5.71
	CONSTRUCTION IDENTIFICATION SIGN, 4' X 8 / U						
	159015M	2022Q3	2	4.00	\$5,000	\$1,250.00	\$5,625.00
		2022Q4	1	2.00	\$3,000	\$1,500.00	\$1,500.00
		2023Q2	2	4.00	\$3,890	\$972.50	\$1,180.74
			5	10.00	\$11,890	\$1,189.00	\$3,022.30
	CONSTRUCTION IDENTIFICATION SIGN, 6' X 1 / U						
	159018M	2022Q3	4	6.00	\$14,500	\$2,416.67	\$2,087.33
		2022Q4	1	2.00	\$9,600	\$4,800.00	\$3,400.00
			5	8.00	\$24,100	\$3,012.50	\$2,415.50
	CONSTRUCTION BARRIER CURB / LF						
	159021P	2023Q2	1	240.00	\$9,840	\$41.00	\$93.36
			1	240.00	\$9,840	\$41.00	\$93.36

WEIGHTED AVERAGE ITEM PRICE REPORT
BY REGION, ITEM, AND QUARTER

REGION	ITEM	CALENDAR QUARTER	NUMBER OF OCCUR'S	TOTAL QUANTITY	TOTAL DOLLARS	AVERAGE AWARDED PRICE	AVERAGE OF LOW 3 BIDDERS
C	ARROW BOARD, 4' X 8' / U						
	159027M	2022Q3	4	14.00	\$13,000	\$928.58	\$426.44
		2022Q4	4	28.00	\$16,016	\$572.00	\$199.12
		2023Q1	4	18.00	\$8,806	\$489.22	\$274.80
		2023Q2	2	7.00	\$3,700	\$528.57	\$2,233.33
			14	67.00	\$41,522	\$619.73	\$479.48

	PORTABLE VARIABLE MESSAGE SIGN W/REMOTE / U						
	159029M	2023Q1	1	8.00	\$4,000	\$500.00	\$200.33
			1	8.00	\$4,000	\$500.00	\$200.33

	PORTABLE VARIABLE MESSAGE SIGN / U						
	159030M	2022Q3	3	12.00	\$164,000	\$13,666.67	\$5,389.22
		2022Q4	4	28.00	\$115,600	\$4,128.57	\$1,517.86
		2023Q1	1	6.00	\$21,000	\$3,500.00	\$2,333.67
		2023Q2	2	14.00	\$6,800	\$485.71	\$4,528.57
			10	60.00	\$307,400	\$5,123.33	\$3,076.21

	TRAFFIC CONTROL TRUCK WITH MOUNTED CRASH / U						
	159108M	2022Q3	4	12.00	\$52,000	\$4,333.34	\$1,478.03
		2022Q4	4	26.00	\$176,600	\$6,792.31	\$4,691.88
		2023Q1	4	18.00	\$94,600	\$5,255.56	\$4,129.98
		2023Q2	2	7.00	\$100,000	\$14,285.71	\$23,907.19
			14	63.00	\$423,200	\$6,717.46	\$6,054.21

	TEMPORARY TRAFFIC STRIPES, 4" / LF						
	159126M	2022Q4	1	294,300.00	\$94,176	\$0.32	\$0.32
			1	294,300.00	\$94,176	\$0.32	\$0.32

WEIGHTED AVERAGE ITEM PRICE REPORT
BY REGION, ITEM, AND QUARTER

REGION	ITEM	CALENDAR QUARTER	NUMBER OF OCCUR'S	TOTAL QUANTITY	TOTAL DOLLARS	AVERAGE AWARDED PRICE	AVERAGE OF LOW 3 BIDDERS
C	TEMPORARY PAVEMENT MARKERS / U						
	159135M	2023Q2	1	10,150.00	\$102	\$0.01	\$2.93
			1	10,150.00	\$102	\$0.01	\$2.93
	HMA PATCH / T						
	159138M	2022Q3	4	116.00	\$56,011	\$482.85	\$247.06
		2022Q4	3	215.00	\$35,000	\$162.79	\$87.60
		2023Q1	2	304.00	\$48,300	\$158.88	\$343.14
		2023Q2	1	38.00	\$3,800	\$100.00	\$100.30
			10	673.00	\$143,111	\$212.65	\$231.23
	TRAFFIC DIRECTOR, FLAGGER / HOUR						
	159141M	2022Q3	2	600.00	\$93,500	\$155.83	\$52.61
		2022Q4	6	6,128.00	\$41,888	\$6.84	\$29.00
		2023Q1	3	2,763.00	\$82,863	\$29.99	\$29.49
		2023Q2	1	100.00	\$100	\$1.00	\$79.23
			12	9,591.00	\$218,351	\$22.77	\$31.14
	EMERGENCY TOWING SERVICE / U						
	159144M	2022Q3	1	5.00	\$0	\$0.02	\$117.01
		2022Q4	2	2.00	\$2	\$1.00	\$0.67
		2023Q1	1	1.00	\$1	\$1.00	\$1.00
		2023Q2	1	2.00	\$2	\$1.00	\$34.00
			5	10.00	\$5	\$0.51	\$65.54
	TEMP CRASH CUSH, COMP, TYPE 3, NARROW / U						
	159212M	2023Q2	1	1.00	\$5,200	\$5,200.00	\$9,255.99
			1	1.00	\$5,200	\$5,200.00	\$9,255.99

WEIGHTED AVERAGE ITEM PRICE REPORT
BY REGION, ITEM, AND QUARTER

REGION	ITEM	CALENDAR QUARTER	NUMBER OF OCCUR'S	TOTAL QUANTITY	TOTAL DOLLARS	AVERAGE AWARDED PRICE	AVERAGE OF LOW 3 BIDDERS
C	CONSTRUCTION ID SIGN, IIJA 6' X 4' / U						
	159260M	2023Q2	1	1.00	\$1,125	\$1,125.00	\$1,125.00
			1	1.00	\$1,125	\$1,125.00	\$1,125.00
	CONSTRUCTION ID SIGN, IIJA 8' X 5' / U						
	159262M	2023Q2	1	1.00	\$870	\$870.00	\$1,672.22
			1	1.00	\$870	\$870.00	\$1,672.22
	TRAFFIC STRIPES, LATEX, 4" / LF						
	159300M	2022Q3	4	1,063,853.00	\$263,057	\$0.25	\$0.24
		2022Q4	4	650,091.00	\$148,044	\$0.23	\$0.55
		2023Q1	2	207,728.00	\$48,547	\$0.23	\$0.23
		2023Q2	2	576,200.00	\$198,456	\$0.34	\$0.31
			12	2,497,872.00	\$658,105	\$0.26	\$0.34
	TRAFFIC STRIPES, LATEX, 6" / LF						
	159301M	2022Q3	1	216,138.00	\$4,323	\$0.02	\$0.19
		2022Q4	2	75,000.00	\$17,250	\$0.23	\$0.20
			3	291,138.00	\$21,573	\$0.07	\$0.19
	TRAFFIC STRIPES, LATEX, 8" / LF						
	159302M	2022Q3	2	17,915.00	\$5,978	\$0.33	\$0.33
		2022Q4	4	30,581.00	\$6,997	\$0.23	\$0.19
		2023Q1	1	12,044.00	\$2,770	\$0.23	\$0.23
			7	60,540.00	\$15,746	\$0.26	\$0.24
	TRAFFIC MARKINGS LINES, LATEX, 4" / LF						
	159310M	2022Q4	2	1,000.00	\$230	\$0.23	\$0.34
			2	1,000.00	\$230	\$0.23	\$0.34

WEIGHTED AVERAGE ITEM PRICE REPORT
BY REGION, ITEM, AND QUARTER

REGION	ITEM	CALENDAR QUARTER	NUMBER OF OCCUR'S	TOTAL QUANTITY	TOTAL DOLLARS	AVERAGE AWARDED PRICE	AVERAGE OF LOW 3 BIDDERS
C	TRAFFIC MARKINGS LINES, LATEX, 8" / LF						
	159312M	2022Q3	4	32,789.00	\$5,648	\$0.17	\$4.04
		2022Q4	5	10,429.00	\$1,728	\$0.17	\$0.20
		2023Q1	1	5,686.00	\$1,308	\$0.23	\$0.23
		2023Q2	1	50,000.00	\$10,500	\$0.21	\$0.25
			11	98,904.00	\$19,184	\$0.19	\$1.50
	TRAFFIC MARKINGS LINES, LATEX, 12" / LF						
	159313M	2022Q3	1	148.00	\$151	\$1.02	\$0.64
		2022Q4	1	1,500.00	\$225	\$0.15	\$0.15
			2	1,648.00	\$376	\$0.23	\$0.19
	TRAFFIC MARKINGS LINES, LATEX, 24" / LF						
	159314M	2022Q3	4	34,676.00	\$15,579	\$0.45	\$0.72
		2022Q4	5	15,657.00	\$12,357	\$0.79	\$0.64
		2023Q1	1	6,799.00	\$7,139	\$1.05	\$1.03
		2023Q2	1	15,000.00	\$7,800	\$0.52	\$0.36
			11	72,132.00	\$42,874	\$0.59	\$0.66
	TRAFFIC MARKINGS SYMBOLS, LATEX / SF						
	159320M	2022Q3	4	25,281.00	\$13,743	\$0.54	\$1.22
		2022Q4	5	7,317.00	\$7,550	\$1.03	\$1.04
		2023Q1	1	4,292.00	\$11,245	\$2.62	\$2.58
		2023Q2	1	3,900.00	\$4,095	\$1.05	\$1.02
			11	40,790.00	\$36,633	\$0.90	\$1.31
	FUEL PRICE ADJUSTMENT / DOLL						
	160004M	2022Q3	4	4.00	\$17,000	\$4,250.00	\$8,816.67
		2022Q4	3	167,201.00	\$167,800	\$1.00	\$1.00

(item continued)

WEIGHTED AVERAGE ITEM PRICE REPORT
BY REGION, ITEM, AND QUARTER

REGION	ITEM	CALENDAR QUARTER	NUMBER OF OCCUR'S	TOTAL QUANTITY	TOTAL DOLLARS	AVERAGE AWARDED PRICE	AVERAGE OF LOW 3 BIDDERS
C	FUEL PRICE ADJUSTMENT / DOLL						
	160004M	2023Q1	2	95,900.00	\$95,900	\$1.00	\$1.00
		2023Q2	2	2.00	\$111,800	\$55,900.00	\$55,900.00
			11	263,107.00	\$392,500	\$1.49	\$1.56
	ASPHALT PRICE ADJUSTMENT / DOLL						
	160007M	2022Q3	4	4.00	\$59,700	\$14,925.00	\$32,241.67
		2022Q4	3	270,401.00	\$270,600	\$1.00	\$1.00
		2023Q1	1	280,900.00	\$280,900	\$1.00	\$1.00
		2023Q2	2	2.00	\$64,900	\$32,450.00	\$32,450.00
			10	551,307.00	\$676,100	\$1.23	\$1.35
	STEEL PRICE ADJUSTMENT / DOLL						
	160009M	2023Q2	1	1.00	\$10,312	\$10,312.00	\$10,312.00
			1	1.00	\$10,312	\$10,312.00	\$10,312.00
	FINAL CLEANUP / LS						
	161003P	2022Q3	6	6.00	\$111,100	\$18,516.67	\$50,542.88
		2022Q4	3	3.00	\$97,000	\$32,333.33	\$38,123.28
		2023Q2	2	2.00	\$10,000	\$5,000.00	\$11,016.90
			11	11.00	\$218,100	\$19,827.27	\$39,969.17
	CLEARING SITE / LS						
	201003P	2022Q3	6	6.00	\$306,000	\$51,000.00	\$23,027.78
		2022Q4	3	3.00	\$53,400	\$17,800.00	\$9,266.67
		2023Q1	2	2.00	\$45,000	\$22,500.00	\$13,333.33
		2023Q2	2	2.00	\$200,360	\$100,180	\$136,727
			13	13.00	\$604,760	\$46,520.00	\$35,852.82

WEIGHTED AVERAGE ITEM PRICE REPORT
BY REGION, ITEM, AND QUARTER

REGION	ITEM	CALENDAR QUARTER	NUMBER OF OCCUR'S	TOTAL QUANTITY	TOTAL DOLLARS	AVERAGE AWARDED PRICE	AVERAGE OF LOW 3 BIDDERS
C	CLEARING SITE, STRUCTURE (___) / LS						
	201009P	2023Q2	1	1.00	\$9,820	\$9,820.00	\$8,606.67
			1	1.00	\$9,820	\$9,820.00	\$8,606.67

	EXCAVATION, TEST PIT / CY						
	202006M	2023Q1	2	100.00	\$3,000	\$30.00	\$34.00
			2	100.00	\$3,000	\$30.00	\$34.00

	EXCAVATION, UNCLASSIFIED / CY						
	202009P	2022Q4	4	2,924.00	\$63,180	\$21.61	\$17.81
		2023Q2	2	2,649.00	\$13,395	\$5.06	\$68.74
			6	5,573.00	\$76,575	\$13.74	\$42.02

	REMOVAL OF PAVEMENT / SY						
	202021P	2023Q2	1	8,033.00	\$403,658	\$50.25	\$37.30
			1	8,033.00	\$403,658	\$50.25	\$37.30

	DREDGE, TRANS AND PLACE TO CDF / CY						
	202041M	2022Q4	1	16,623.00	\$438,847	\$26.40	\$19.95
			1	16,623.00	\$438,847	\$26.40	\$19.95

	DREDGE, TRANS AND PLACE TO BEACHFILL / CY						
	202042M	2022Q4	1	10,647.00	\$319,410	\$30.00	\$27.35
			1	10,647.00	\$319,410	\$30.00	\$27.35

	I-8 SOIL AGGREGATE / CY						
	203007P	2023Q2	1	488.00	\$45,384	\$93.00	\$87.87
			1	488.00	\$45,384	\$93.00	\$87.87

WEIGHTED AVERAGE ITEM PRICE REPORT
BY REGION, ITEM, AND QUARTER

REGION	ITEM	CALENDAR QUARTER	NUMBER OF OCCUR'S	TOTAL QUANTITY	TOTAL DOLLARS	AVERAGE AWARDED PRICE	AVERAGE OF LOW 3 BIDDERS
C	GEOTEXTILE / SY						
	203040M	2022Q4	2	1,000.00	\$1,000	\$1.00	\$0.67
			2	1,000.00	\$1,000	\$1.00	\$0.67
	SUBBASE / CY						
	301006P	2023Q2	1	2.00	\$60	\$30.00	\$93.57
			1	2.00	\$60	\$30.00	\$93.57
	SOIL AGGREGATE BASE COURSE, 10" THICK / SY						
	302024P	2023Q2	1	4,312.00	\$12,936	\$3.00	\$24.45
			1	4,312.00	\$12,936	\$3.00	\$24.45
	DENSE-GRADED AGGREGATE BASE COURSE, 6" T / SY						
	302036P	2022Q3	1	5.00	\$0	\$0.02	\$23.34
		2022Q4	1	74.00	\$1,110	\$15.00	\$13.33
			2	79.00	\$1,110	\$14.05	\$13.97
	DENSE-GRADED AGGREGATE BASE COURSE, 10" / SY						
	302045P	2022Q3	2	7.00	\$7,515	\$1,073.57	\$586.79
			2	7.00	\$7,515	\$1,073.57	\$586.79
	DENSE-GRADED AGGREGATE BASE COURSE, 12" / SY						
	302048P	2022Q4	1	1,177.00	\$26,718	\$22.70	\$26.80
		2023Q2	1	34.00	\$340	\$10.00	\$63.31
			2	1,211.00	\$27,058	\$22.34	\$27.83

WEIGHTED AVERAGE ITEM PRICE REPORT
BY REGION, ITEM, AND QUARTER

REGION	ITEM	CALENDAR QUARTER	NUMBER OF OCCUR'S	TOTAL QUANTITY	TOTAL DOLLARS	AVERAGE AWARDED PRICE	AVERAGE OF LOW 3 BIDDERS
C	DENSE-GRADED AGGREGATE BASE COURSE, VARI / CY						
	302051P	2022Q3	1	6.00	\$7,200	\$1,200.00	\$1,200.00
		2022Q4	4	978.00	\$19,510	\$19.95	\$13.23
		2023Q2	1	1.00	\$40	\$40.00	\$82.19
			6	985.00	\$26,750	\$27.16	\$20.53

	COARSE AGGREGATE, SIZE NO. 57 / CY						
	302060P	2022Q4	2	250.00	\$2,500	\$10.00	\$5.84
			2	250.00	\$2,500	\$10.00	\$5.84

	HMA MILLING, 3" OR LESS / SY						
	401009P	2022Q3	1	26,191.00	\$78,573	\$3.00	\$3.43
		2022Q4	5	768,873.00	\$1,434,380	\$1.87	\$1.58
		2023Q1	1	325,186.00	\$1,251,966	\$3.85	\$3.72
		2023Q2	2	123,617.00	\$670,240	\$5.42	\$6.45
			9	1,243,867.00	\$3,435,159	\$2.76	\$2.66

	HMA MILLING, MORE THAN 3" TO 6" / SY						
	401012P	2022Q4	2	37,000.00	\$370	\$0.01	\$0.18
			2	37,000.00	\$370	\$0.01	\$0.18

	CONCRETE MILLING / SY						
	401015P	2022Q4	4	6,000.00	\$60	\$0.01	\$0.40
			4	6,000.00	\$60	\$0.01	\$0.40

	MICRO-MILLING / SY						
	401017P	2022Q3	3	78,944.00	\$345,955	\$4.38	\$4.45

(item continued)

WEIGHTED AVERAGE ITEM PRICE REPORT
BY REGION, ITEM, AND QUARTER

REGION	ITEM	CALENDAR QUARTER	NUMBER OF OCCUR'S	TOTAL QUANTITY	TOTAL DOLLARS	AVERAGE AWARDED PRICE	AVERAGE OF LOW 3 BIDDERS
C	MICRO-MILLING / SY						
	401017P	2022Q4	1	2,313.00	\$67,077	\$29.00	\$29.00
		2023Q2	1	81,943.00	\$340,063	\$4.15	\$5.36
			5	163,200.00	\$753,096	\$4.61	\$5.25

	HOT MIX ASPHALT PAVEMENT REPAIR / SY						
	401021M	2022Q3	4	495.00	\$139,050	\$280.91	\$191.17
		2022Q4	5	3,878.00	\$161,460	\$41.63	\$31.68
		2023Q1	1	142.00	\$10,650	\$75.00	\$108.33
		2023Q2	2	1,224.00	\$33,000	\$26.96	\$72.56
			12	5,739.00	\$344,160	\$59.97	\$56.05

	SEALING OF CRACKS IN HOT MIX ASPHALT SUR / LF						
	401024M	2022Q3	4	20,000.00	\$60,000	\$3.00	\$2.57
		2022Q4	2	4,500.00	\$45	\$0.01	\$0.01
		2023Q2	1	800.00	\$800	\$1.00	\$3.30
			7	25,300.00	\$60,845	\$2.40	\$2.14

	POLYMERIZED JOINT ADHESIVE / LF						
	401027M	2022Q3	2	141,500.00	\$2,845	\$0.02	\$0.20
		2022Q4	5	734,036.00	\$125,798	\$0.17	\$0.12
		2023Q1	1	226,965.00	\$77,168	\$0.34	\$0.30
		2023Q2	1	160,000.00	\$9,600	\$0.06	\$0.32
			9	1,262,501.00	\$215,411	\$0.17	\$0.19

	TACK COAT / GAL						
	401030M	2022Q3	4	60,250.00	\$105,231	\$1.75	\$2.82
		2022Q4	5	195,473.00	\$201,932	\$1.03	\$0.35
		2023Q1	1	53,656.00	\$537	\$0.01	\$0.01

(item continued)

WEIGHTED AVERAGE ITEM PRICE REPORT
BY REGION, ITEM, AND QUARTER

REGION	ITEM	CALENDAR QUARTER	NUMBER OF OCCUR'S	TOTAL QUANTITY	TOTAL DOLLARS	AVERAGE AWARDED PRICE	AVERAGE OF LOW 3 BIDDERS
C	TACK COAT / GAL						
	401030M	2023Q2	2	9,087.00	\$55,785	\$6.14	\$5.81
			12	318,466.00	\$363,485	\$1.14	\$0.92
	PRIME COAT / GAL						
	401036M	2023Q2	1	900.00	\$9	\$0.01	\$2.34
			1	900.00	\$9	\$0.01	\$2.34
	HOT MIX ASPHALT 9.5 M 64 SURFACE COURSE / T						
	401042M	2022Q4	2	5,000.00	\$573,750	\$114.75	\$120.79
		2023Q2	1	1,374.00	\$156,636	\$114.00	\$120.50
			3	6,374.00	\$730,386	\$114.59	\$120.73
	HOT MIX ASPHALT 9.5 ME SURFACE COURSE / T						
	401049M	2022Q4	2	5,000.00	\$623,625	\$124.73	\$130.61
			2	5,000.00	\$623,625	\$124.73	\$130.61
	HOT MIX ASPHALT 12.5 M 64 SURFACE COURSE / T						
	401054M	2022Q3	1	3,019.00	\$407,565	\$135.00	\$118.92
		2022Q4	5	58,071.00	\$5,397,084	\$92.94	\$98.68
		2023Q1	1	27,892.00	\$2,454,217	\$87.99	\$90.21
		2023Q2	2	6,413.00	\$680,227	\$106.07	\$118.63
			9	95,395.00	\$8,939,093	\$93.71	\$98.18
	HMA 12.5 M E SURFACE COURSE / T						
	401061M	2022Q4	2	10,000.00	\$1,302,500	\$130.25	\$133.13
			2	10,000.00	\$1,302,500	\$130.25	\$133.13

WEIGHTED AVERAGE ITEM PRICE REPORT
BY REGION, ITEM, AND QUARTER

REGION	ITEM	CALENDAR QUARTER	NUMBER OF OCCUR'S	TOTAL QUANTITY	TOTAL DOLLARS	AVERAGE AWARDED PRICE	AVERAGE OF LOW 3 BIDDERS
C	HOT MIX ASPHALT 12.5 M 64 INTERMEDIATE C / T						
	401072M	2022Q4	2	2,000.00	\$180,000	\$90.00	\$91.67
		2023Q2	1	4,061.00	\$565,291	\$139.20	\$121.81
			3	6,061.00	\$745,291	\$122.97	\$111.86
	HMA 12.5 M E INTERMEDIATE COURSE / T						
	401079M	2023Q2	1	992.00	\$122,512	\$123.50	\$136.65
			1	992.00	\$122,512	\$123.50	\$136.65
	HOT MIX ASPHALT 19 M 64 BASE COURSE / T						
	401096M	2023Q2	1	799.00	\$52,734	\$66.00	\$96.26
			1	799.00	\$52,734	\$66.00	\$96.26
	HOT MIX ASPHALT 25 M 64 BASE COURSE / T						
	401099M	2022Q4	3	2,425.00	\$225,700	\$93.07	\$93.08
		2023Q2	2	2,058.00	\$385,778	\$187.45	\$155.43
			5	4,483.00	\$611,478	\$136.40	\$121.70
	CORE SAMPLES, HOT MIX ASPHALT / U						
	401108M	2022Q3	1	75.00	\$18,750	\$250.00	\$131.67
		2022Q4	5	730.00	\$71,275	\$97.64	\$61.55
			6	805.00	\$90,025	\$111.83	\$68.08
	HMA LONGITUDINAL JOINT REPAIR / SY						
	401113M	2022Q3	2	300.00	\$20,000	\$66.67	\$32.04
		2022Q4	1	500.00	\$66,610	\$133.22	\$133.22
		2023Q2	1	500.00	\$12,500	\$25.00	\$42.54
			4	1,300.00	\$99,110	\$76.24	\$74.99

WEIGHTED AVERAGE ITEM PRICE REPORT
BY REGION, ITEM, AND QUARTER

REGION	ITEM	CALENDAR QUARTER	NUMBER OF OCCUR'S	TOTAL QUANTITY	TOTAL DOLLARS	AVERAGE AWARDED PRICE	AVERAGE OF LOW 3 BIDDERS
C	ULTRA-THIN FRICTION COURSE / T						
	403003M	2022Q3	1	6,169.00	\$1,079,575	\$175.00	\$180.00
		2023Q2	1	13,657.00	\$2,372,904	\$173.75	\$182.00
			2	19,826.00	\$3,452,479	\$174.14	\$181.38
	POLYMER MODIFIED TACK COAT / GAL						
	403005M	2022Q3	1	33,079.00	\$269,594	\$8.15	\$8.83
		2023Q2	1	81,820.00	\$550,649	\$6.73	\$6.74
			2	114,899.00	\$820,242	\$7.14	\$7.34
	STONE MATRIX ASPHALT 12.5 MM SURFACE COU / T						
	404006M	2022Q4	2	4,000.00	\$676,500	\$169.13	\$164.21
		2023Q1	1	21,360.00	\$2,728,740	\$127.75	\$128.33
		2023Q2	1	12,732.00	\$2,053,672	\$161.30	\$158.72
			4	38,092.00	\$5,458,912	\$143.31	\$142.26
	HIGH PERFORMANCE THIN OVERLAY / T						
	406005M	2022Q3	1	10,368.00	\$1,814,400	\$175.00	\$165.42
			1	10,368.00	\$1,814,400	\$175.00	\$165.42
	BINDER RICH INTERMEDIATE COURSE, 4.75MM / T						
	407010M	2023Q2	1	6,224.00	\$1,138,681	\$182.95	\$196.61
			1	6,224.00	\$1,138,681	\$182.95	\$196.61
	MICROPAVING JOINTS / LF						
	421007M	2022Q3	2	146,891.00	\$688,441	\$4.69	\$4.69
		2023Q2	1	31,600.00	\$1,580	\$0.05	\$3.63
			3	178,491.00	\$690,021	\$3.87	\$4.50

WEIGHTED AVERAGE ITEM PRICE REPORT
 BY REGION, ITEM, AND QUARTER

REGION	ITEM	CALENDAR QUARTER	NUMBER OF OCCUR'S	TOTAL QUANTITY	TOTAL DOLLARS	AVERAGE AWARDED PRICE	AVERAGE OF LOW 3 BIDDERS
C	SLURRY SEAL AGGREGATE, TYPE II / T						
	421010M	2022Q3	3	4,035.00	\$487,330	\$120.78	\$144.45
		2022Q4	1	2,782.00	\$349,837	\$125.75	\$125.75
			4	6,817.00	\$837,167	\$122.81	\$136.82
	SLURRY SEAL EMULSION / GAL						
	421011M	2022Q3	3	115,191.00	\$1,179,827	\$10.24	\$12.31
		2022Q4	1	47,926.00	\$562,651	\$11.74	\$11.74
			4	163,117.00	\$1,742,479	\$10.68	\$12.14
	FOG SEAL STRIP / LF						
	422004M	2022Q4	1	5,000.00	\$7,600	\$1.52	\$1.68
			1	5,000.00	\$7,600	\$1.52	\$1.68
	CHIP SEAL PG88-22FR / SY						
	424110M	2022Q3	1	310,524.00	\$2,164,352	\$6.97	\$6.97
			1	310,524.00	\$2,164,352	\$6.97	\$6.97
	SCRUB SEAL / SY						
	425001M	2023Q2	1	295,923.00	\$2,047,787	\$6.92	\$6.95
			1	295,923.00	\$2,047,787	\$6.92	\$6.95
	PARTIAL DEPTH CONCRETE REPAIR / SY						
	452003M	2023Q2	1	180.00	\$93,600	\$520.00	\$748.46
			1	180.00	\$93,600	\$520.00	\$748.46

WEIGHTED AVERAGE ITEM PRICE REPORT
BY REGION, ITEM, AND QUARTER

REGION	ITEM	CALENDAR QUARTER	NUMBER OF OCCUR'S	TOTAL QUANTITY	TOTAL DOLLARS	AVERAGE AWARDED PRICE	AVERAGE OF LOW 3 BIDDERS
C	FULL DEPTH CONCRETE PAVEMENT REPAIR, HMA / SY						
	453006M	2022Q3	1	50.00	\$25,000	\$500.00	\$500.00
		2022Q4	3	934.00	\$65,100	\$69.70	\$66.92
		2023Q1	1	387.00	\$96,750	\$250.00	\$208.33
		2023Q2	2	3,450.00	\$750,500	\$217.54	\$217.99
			7	4,821.00	\$937,350	\$194.43	\$190.87
	SEALING EXISTING JOINTS IN CONCRETE PAVE / LF						
	455003P	2023Q2	1	55,000.00	\$261,250	\$4.75	\$4.00
			1	55,000.00	\$261,250	\$4.75	\$4.00
	REINFORCEMENT STEEL, EPOXY-COATED / LB						
	504006P	2023Q2	1	1,100.00	\$7,975	\$7.25	\$5.07
			1	1,100.00	\$7,975	\$7.25	\$5.07
	EPOXY WATERPROOFING / SY						
	504036P	2023Q1	1	5,920.00	\$355,200	\$60.00	\$62.00
			1	5,920.00	\$355,200	\$60.00	\$62.00
	LUBRICATE BEARING / U						
	506013P	2023Q1	1	732.00	\$29,280	\$40.00	\$43.33
			1	732.00	\$29,280	\$40.00	\$43.33
	2 1/2" BY 2 1/2" PREFORMED ELASTOMERIC J / LF						
	507006P	2022Q3	1	160.00	\$24,000	\$150.00	\$170.33
			1	160.00	\$24,000	\$150.00	\$170.33

WEIGHTED AVERAGE ITEM PRICE REPORT
BY REGION, ITEM, AND QUARTER

REGION	ITEM	CALENDAR QUARTER	NUMBER OF OCCUR'S	TOTAL QUANTITY	TOTAL DOLLARS	AVERAGE AWARDED PRICE	AVERAGE OF LOW 3 BIDDERS
C	CONCRETE BRIDGE PARAPET WITH MOMENT SLAB / LF						
	507038P	2023Q2	1	15.00	\$23,400	\$1,560.00	\$1,754.34
			1	15.00	\$23,400	\$1,560.00	\$1,754.34
	CLEAN EXISTING SCUPPERS AND PIPES / U						
	508005M	2023Q1	1	20.00	\$1,000	\$50.00	\$208.33
			1	20.00	\$1,000	\$50.00	\$208.33
	CONCRETE DECK REPAIR, TYPE B / SF						
	551006M	2023Q1	1	2,785.00	\$501,300	\$180.00	\$135.67
			1	2,785.00	\$501,300	\$180.00	\$135.67
	CONCRETE DECK REPAIR, TYPE C / SF						
	551009M	2023Q1	1	75.00	\$3,750	\$50.00	\$183.33
			1	75.00	\$3,750	\$50.00	\$183.33
	CURB RECONSTRUCTION, BRIDGE / LF						
	551030M	2022Q3	3	40.00	\$22,500	\$562.50	\$620.83
			3	40.00	\$22,500	\$562.50	\$620.83
	PRESSURE INJECTION, CONCRETE CRACKS / LF						
	552003M	2023Q1	1	1,000.00	\$40,000	\$40.00	\$50.00
			1	1,000.00	\$40,000	\$40.00	\$50.00
	SUBSTRUCTURE CONCRETE REPAIR / SF						
	555003M	2023Q1	1	25.00	\$10,000	\$400.00	\$400.00
			1	25.00	\$10,000	\$400.00	\$400.00

WEIGHTED AVERAGE ITEM PRICE REPORT
 BY REGION, ITEM, AND QUARTER

REGION	ITEM	CALENDAR QUARTER	NUMBER OF OCCUR'S	TOTAL QUANTITY	TOTAL DOLLARS	AVERAGE AWARDED PRICE	AVERAGE OF LOW 3 BIDDERS
C	15" REINFORCED CONCRETE PIPE / LF						
	601122P	2023Q2	1	429.00	\$92,235	\$215.00	\$260.24
			1	429.00	\$92,235	\$215.00	\$260.24
	18" REINFORCED CONCRETE PIPE / LF						
	601124P	2023Q2	1	21.00	\$5,460	\$260.00	\$248.81
			1	21.00	\$5,460	\$260.00	\$248.81
	18" REINFORCED CONCRETE END SECTION / U						
	601372M	2023Q2	1	1.00	\$3,410	\$3,410.00	\$3,209.02
			1	1.00	\$3,410	\$3,410.00	\$3,209.02
	CLEANING EXISTING PIPE, 12" TO 24" DIAME / LF						
	601670M	2022Q3	1	100.00	\$500	\$5.00	\$20.78
		2022Q4	2	2,000.00	\$17,840	\$8.92	\$7.60
			3	2,100.00	\$18,340	\$8.73	\$8.23
	CLEANING EXISTING PIPE, OVER 24" TO 48" / LF						
	601672M	2022Q3	1	100.00	\$500	\$5.00	\$23.15
			1	100.00	\$500	\$5.00	\$23.15
	16" DUCTILE IRON PIPE / LF						
	601680M	2023Q2	1	119.00	\$58,429	\$491.00	\$476.88
			1	119.00	\$58,429	\$491.00	\$476.88
	INLET, TYPE B / U						
	602012M	2023Q2	1	25.00	\$159,625	\$6,385.00	\$5,857.54
			1	25.00	\$159,625	\$6,385.00	\$5,857.54

WEIGHTED AVERAGE ITEM PRICE REPORT
BY REGION, ITEM, AND QUARTER

REGION	ITEM	CALENDAR QUARTER	NUMBER OF OCCUR'S	TOTAL QUANTITY	TOTAL DOLLARS	AVERAGE AWARDED PRICE	AVERAGE OF LOW 3 BIDDERS
C	INLET, TYPE E / U						
	602018M	2023Q2	1	2.00	\$6,010	\$3,005.00	\$4,785.50
			1	2.00	\$6,010	\$3,005.00	\$4,785.50
	MANHOLE, 4' DIAMETER / U						
	602054M	2023Q2	1	3.00	\$21,660	\$7,220.00	\$5,616.33
			1	3.00	\$21,660	\$7,220.00	\$5,616.33
	RESET EXISTING CASTING / U						
	602099M	2022Q3	3	29.00	\$50,800	\$1,751.72	\$1,179.15
		2022Q4	3	90.00	\$97,150	\$1,079.44	\$380.65
		2023Q2	2	250.00	\$189,475	\$757.90	\$682.59
			8	369.00	\$337,425	\$914.43	\$647.97
	SET INLET TYPE A, CASTING / U						
	602102M	2022Q4	3	41.00	\$2,840	\$69.27	\$58.38
		2023Q1	1	5.00	\$5,880	\$1,176.00	\$1,217.33
			4	46.00	\$8,720	\$189.57	\$184.35
	SET INLET TYPE B, CASTING / U						
	602105M	2022Q3	1	1.00	\$5,638	\$5,637.50	\$5,637.50
		2022Q4	4	95.00	\$96,325	\$1,013.95	\$982.63
		2023Q1	1	127.00	\$204,089	\$1,607.00	\$1,638.00
			6	223.00	\$306,052	\$1,372.43	\$1,376.74
	SET INLET TYPE E, CASTING / U						
	602108M	2022Q4	4	53.00	\$24,955	\$470.85	\$457.45

(item continued)

WEIGHTED AVERAGE ITEM PRICE REPORT
BY REGION, ITEM, AND QUARTER

REGION	ITEM	CALENDAR QUARTER	NUMBER OF OCCUR'S	TOTAL QUANTITY	TOTAL DOLLARS	AVERAGE AWARDED PRICE	AVERAGE OF LOW 3 BIDDERS
C	SET INLET TYPE E, CASTING / U						
	602108M	2023Q1	1	15.00	\$25,200	\$1,680.00	\$1,703.33
			5	68.00	\$50,155	\$737.57	\$732.28
	SET INLET TYPE ES, CASTING / U						
	602111M	2022Q4	4	21.00	\$42,910	\$2,043.33	\$1,748.81
		2023Q1	1	6.00	\$26,790	\$4,465.00	\$4,260.00
			5	27.00	\$69,700	\$2,581.48	\$2,306.85
	SET MANHOLE CASTING / U						
	602114M	2022Q4	4	49.00	\$30,501	\$622.47	\$632.67
		2023Q1	1	114.00	\$85,500	\$750.00	\$941.67
		2023Q2	1	9.00	\$12,600	\$1,400.00	\$1,081.07
			6	172.00	\$128,601	\$747.68	\$860.93
	SET SQUARE FRAMED MANHOLE CASTING, CIRCU / U						
	602117M	2022Q4	2	8.00	\$18,380	\$2,297.50	\$2,298.33
		2023Q1	1	15.00	\$38,250	\$2,550.00	\$2,541.67
			3	23.00	\$56,630	\$2,462.17	\$2,457.03
	RECONSTRUCTED INLET, TYPE A, USING EXIST / U						
	602120M	2022Q4	2	10.00	\$500	\$50.00	\$45.84
			2	10.00	\$500	\$50.00	\$45.84
	RECONSTRUCTED INLET, TYPE B, USING EXIST / U						
	602123M	2022Q4	2	10.00	\$500	\$50.00	\$45.84
		2023Q2	2	8.00	\$10,220	\$1,277.50	\$1,484.89
			4	18.00	\$10,720	\$595.56	\$685.42

WEIGHTED AVERAGE ITEM PRICE REPORT
 BY REGION, ITEM, AND QUARTER

REGION	ITEM	CALENDAR QUARTER	NUMBER OF OCCUR'S	TOTAL QUANTITY	TOTAL DOLLARS	AVERAGE AWARDED PRICE	AVERAGE OF LOW 3 BIDDERS
C	RECONSTRUCTED INLET, TYPE E, USING EXIST / U						
	602129M	2022Q4	2	10.00	\$500	\$50.00	\$45.84
		2023Q2	1	5.00	\$6,575	\$1,315.00	\$1,471.67
			3	15.00	\$7,075	\$471.67	\$521.11
	RECONSTRUCTED INLET, TYPE D-1, USING EXI / U						
	602138M	2022Q3	1	4.00	\$5,200	\$1,300.00	\$2,433.33
			1	4.00	\$5,200	\$1,300.00	\$2,433.33
	RECONSTRUCTED INLET, TYPE D-2, USING EXI / U						
	602141M	2022Q3	1	4.00	\$5,200	\$1,300.00	\$2,600.00
			1	4.00	\$5,200	\$1,300.00	\$2,600.00
	RECONSTRUCTED INLET, TYPE A, USING NEW C / U						
	602150M	2022Q4	3	21.00	\$1,840	\$87.62	\$102.07
			3	21.00	\$1,840	\$87.62	\$102.07
	RECONSTRUCTED INLET, TYPE B, USING NEW C / U						
	602153M	2022Q3	1	2.00	\$4,000	\$2,000.00	\$2,516.67
		2022Q4	4	96.00	\$133,105	\$1,386.51	\$1,288.75
		2023Q1	1	55.00	\$106,975	\$1,945.00	\$2,063.33
		2023Q2	1	27.00	\$60,885	\$2,255.00	\$2,713.51
			7	180.00	\$304,965	\$1,694.25	\$1,752.79
	RECONSTRUCTED INLET, TYPE B MODIFIED, US / U						
	602155M	2023Q1	1	4.00	\$5,880	\$1,470.00	\$1,396.67
			1	4.00	\$5,880	\$1,470.00	\$1,396.67

WEIGHTED AVERAGE ITEM PRICE REPORT
BY REGION, ITEM, AND QUARTER

REGION	ITEM	CALENDAR QUARTER	NUMBER OF OCCUR'S	TOTAL QUANTITY	TOTAL DOLLARS	AVERAGE AWARDED PRICE	AVERAGE OF LOW 3 BIDDERS
C	RECONSTRUCTED INLET, TYPE E, USING NEW C / U						
	602159M	2022Q3	1	3.00	\$6,000	\$2,000.00	\$2,525.00
		2022Q4	4	23.00	\$8,245	\$358.48	\$337.83
		2023Q1	1	12.00	\$25,140	\$2,095.00	\$2,213.33
		2023Q2	1	2.00	\$4,740	\$2,370.00	\$2,368.24
			7	40.00	\$44,125	\$1,103.13	\$1,166.04
	RECONSTRUCTED INLET, TYPE ES, USING NEW / U						
	602160M	2022Q4	2	8.00	\$33,200	\$4,150.00	\$3,468.13
		2023Q1	1	2.00	\$10,490	\$5,245.00	\$4,880.00
			3	10.00	\$43,690	\$4,369.00	\$3,750.50
	RECONSTRUCTED MANHOLE, USING EXISTING CA / U						
	602180M	2022Q4	2	10.00	\$500	\$50.00	\$37.50
		2023Q2	1	5.00	\$6,250	\$1,250.00	\$1,850.00
			3	15.00	\$6,750	\$450.00	\$641.67
	RECONSTRUCTED MANHOLE, USING NEW CASTING / U						
	602183M	2022Q4	2	10.00	\$500	\$50.00	\$37.50
			2	10.00	\$500	\$50.00	\$37.50
	BICYCLE SAFE GRATE / U						
	602210M	2022Q4	4	207.00	\$13,560	\$65.51	\$49.61
		2023Q1	1	3.00	\$1,575	\$525.00	\$475.00
			5	210.00	\$15,135	\$72.07	\$55.69
	CURB PIECE / U						
	602213M	2022Q3	2	16.00	\$17,100	\$1,068.75	\$887.92

(item continued)

WEIGHTED AVERAGE ITEM PRICE REPORT
BY REGION, ITEM, AND QUARTER

REGION	ITEM	CALENDAR QUARTER	NUMBER OF OCCUR'S	TOTAL QUANTITY	TOTAL DOLLARS	AVERAGE AWARDED PRICE	AVERAGE OF LOW 3 BIDDERS
C	CURB PIECE / U						
	602213M	2022Q4	4	260.00	\$17,138	\$65.92	\$50.90
		2023Q1	1	22.00	\$10,450	\$475.00	\$481.67
		2023Q2	2	163.00	\$62,350	\$382.52	\$638.81
			9	461.00	\$107,038	\$232.19	\$308.38
	CLEANING DRAINAGE STRUCTURE / U						
	602216M	2022Q3	1	10.00	\$13,975	\$1,397.50	\$1,397.50
		2022Q4	4	104.00	\$6,900	\$66.35	\$53.37
		2023Q1	1	12.00	\$9,000	\$750.00	\$658.33
			6	126.00	\$29,875	\$237.10	\$217.66
	TRENCH DRAIN / LF						
	602220M	2023Q2	1	25.00	\$13,000	\$520.00	\$640.65
			1	25.00	\$13,000	\$520.00	\$640.65
	OUTLET CONTROL STRUCTURE / U						
	602223M	2023Q2	1	1.00	\$15,310	\$15,310.00	\$12,878.31
			1	1.00	\$15,310	\$15,310.00	\$12,878.31
	MANUFACTURED TREATMENT DEVICE / U						
	602229M	2023Q2	5	5.00	\$144,290	\$28,858.00	\$29,506.34
			5	5.00	\$144,290	\$28,858.00	\$29,506.34
	RIPRAP STONE CHANNEL PROTECTION, 12" THI / SY						
	603036P	2023Q2	1	4.00	\$400	\$100.00	\$555.95
			1	4.00	\$400	\$100.00	\$555.95

WEIGHTED AVERAGE ITEM PRICE REPORT
BY REGION, ITEM, AND QUARTER

REGION	ITEM	CALENDAR QUARTER	NUMBER OF OCCUR'S	TOTAL QUANTITY	TOTAL DOLLARS	AVERAGE AWARDED PRICE	AVERAGE OF LOW 3 BIDDERS
C	RIPRAP STONE CHANNEL PROTECTION, 16" THI / SY						
	603039P	2022Q4	1	75.00	\$9,375	\$125.00	\$143.33
			1	75.00	\$9,375	\$125.00	\$143.33

	CONCRETE SIDEWALK, 4" THICK / SY						
	606012P	2022Q3	1	55.00	\$11,825	\$215.00	\$207.50
		2022Q4	2	1,000.00	\$100,000	\$100.00	\$77.50
		2023Q1	2	373.00	\$35,455	\$95.05	\$159.43
		2023Q2	2	1,675.00	\$209,679	\$125.18	\$160.35
			7	3,103.00	\$356,959	\$115.04	\$134.38

	CONCRETE SIDEWALK, 6" THICK / SY						
	606018P	2022Q4	4	622.00	\$41,520	\$66.75	\$70.00
		2023Q1	2	565.00	\$61,913	\$109.58	\$125.45
			6	1,187.00	\$103,433	\$87.14	\$96.39

	BRICK PAVERS / SY						
	606029P	2023Q1	1	25.00	\$3,125	\$125.00	\$162.50
			1	25.00	\$3,125	\$125.00	\$162.50

	HOT MIX ASPHALT DRIVEWAY, 1 1/2" THICK / SY						
	606030P	2023Q2	1	118.00	\$13,570	\$115.00	\$136.61
			1	118.00	\$13,570	\$115.00	\$136.61

	HOT MIX ASPHALT DRIVEWAY, 6" THICK / SY						
	606039P	2022Q4	4	1,416.00	\$124,701	\$88.07	\$67.47
		2023Q1	1	161.00	\$21,735	\$135.00	\$133.33

(item continued)

WEIGHTED AVERAGE ITEM PRICE REPORT
BY REGION, ITEM, AND QUARTER

REGION	ITEM	CALENDAR QUARTER	NUMBER OF OCCUR'S	TOTAL QUANTITY	TOTAL DOLLARS	AVERAGE AWARDED PRICE	AVERAGE OF LOW 3 BIDDERS
C	HOT MIX ASPHALT DRIVEWAY, 6" THICK / SY						
	606039P	2023Q2	1	864.00	\$87,826	\$101.65	\$88.78
			6	2,441.00	\$234,262	\$95.97	\$79.35
	HOT MIX ASPHALT DRIVEWAY, VARIABLE THICK / SY						
	606042P	2022Q4	4	8,190.00	\$539,704	\$65.90	\$49.97
		2023Q1	1	4,415.00	\$282,560	\$64.00	\$54.33
			5	12,605.00	\$822,264	\$65.23	\$51.50
	CONCRETE DRIVEWAY, 6" THICK / SY						
	606051P	2022Q4	2	94.00	\$13,245	\$140.90	\$144.82
		2023Q1	1	124.00	\$14,384	\$116.00	\$128.00
			3	218.00	\$27,629	\$126.74	\$135.25
	CONCRETE DRIVEWAY, REINFORCED, 8" THICK / SY						
	606060P	2022Q4	2	150.00	\$24,500	\$163.33	\$162.62
		2023Q1	1	160.00	\$21,000	\$131.25	\$143.17
			3	310.00	\$45,500	\$146.77	\$152.58
	CONCRETE ISLAND, 4" THICK / SY						
	606075P	2023Q2	1	100.00	\$10,975	\$109.75	\$151.63
			1	100.00	\$10,975	\$109.75	\$151.63
	CONCRETE ISLAND, 6" THICK / SY						
	606078P	2022Q4	2	519.00	\$75,682	\$145.82	\$134.23
		2023Q1	1	101.00	\$11,716	\$116.00	\$128.00
			3	620.00	\$87,398	\$140.97	\$133.22

WEIGHTED AVERAGE ITEM PRICE REPORT
BY REGION, ITEM, AND QUARTER

REGION	ITEM	CALENDAR QUARTER	NUMBER OF OCCUR'S	TOTAL QUANTITY	TOTAL DOLLARS	AVERAGE AWARDED PRICE	AVERAGE OF LOW 3 BIDDERS
C	DETECTABLE WARNING SURFACE / SY						
	606084P	2022Q3	1	7.00	\$980	\$140.00	\$1,570.00
		2022Q4	4	108.00	\$32,620	\$302.04	\$262.65
		2023Q1	2	66.00	\$12,660	\$191.82	\$232.07
		2023Q2	2	124.00	\$33,758	\$272.24	\$314.99
			9	305.00	\$80,018	\$262.35	\$307.32
	TURF PAVERS / SY						
	606095P	2023Q1	1	98.00	\$14,700	\$150.00	\$160.00
		2023Q2	1	161.00	\$26,968	\$167.50	\$230.98
			2	259.00	\$41,668	\$160.88	\$204.12
	9" X 16" CONCRETE VERTICAL CURB / LF						
	607018P	2022Q3	1	20.00	\$18,000	\$900.00	\$900.00
		2022Q4	4	5,747.00	\$460,686	\$80.16	\$65.89
		2023Q1	3	3,800.00	\$280,425	\$73.80	\$73.00
		2023Q2	2	9,808.00	\$577,525	\$58.88	\$58.90
			10	19,375.00	\$1,336,636	\$68.99	\$64.60
	9" X 18" CONCRETE VERTICAL CURB / LF						
	607021P	2022Q4	4	6,345.00	\$527,642	\$83.16	\$69.80
		2023Q1	1	4,758.00	\$354,471	\$74.50	\$73.33
			5	11,103.00	\$882,113	\$79.45	\$71.31
	9" X 20" CONCRETE VERTICAL CURB / LF						
	607024P	2022Q4	4	391.00	\$26,204	\$67.02	\$61.29
		2023Q1	1	43.00	\$3,204	\$74.50	\$73.33
			5	434.00	\$29,407	\$67.76	\$62.48

WEIGHTED AVERAGE ITEM PRICE REPORT
BY REGION, ITEM, AND QUARTER

REGION	ITEM	CALENDAR QUARTER	NUMBER OF OCCUR'S	TOTAL QUANTITY	TOTAL DOLLARS	AVERAGE AWARDED PRICE	AVERAGE OF LOW 3 BIDDERS
C	12" X 13" CONCRETE SLOPING CURB / LF						
	607030P	2022Q4	3	574.00	\$27,828	\$48.48	\$45.85
		2023Q2	1	5,187.00	\$290,731	\$56.05	\$56.21
			4	5,761.00	\$318,559	\$55.30	\$55.17
	9" X 14" CONCRETE VERTICAL CURB / LF						
	607034P	2023Q1	1	100.00	\$4,000	\$40.00	\$45.00
		2023Q2	1	1,845.00	\$103,412	\$56.05	\$56.21
			2	1,945.00	\$107,412	\$55.22	\$55.63
	9" X VARIABLE HEIGHT CONCRETE VERTICAL C / LF						
	607069P	2022Q3	1	49.00	\$5,145	\$105.00	\$125.00
		2022Q4	2	1,418.00	\$123,415	\$87.03	\$74.25
		2023Q1	1	24.00	\$1,788	\$74.50	\$73.33
			4	1,491.00	\$130,348	\$87.42	\$75.91
	SAWCUT VERTICAL CURB / LF						
	607120P	2023Q1	1	1,000.00	\$75,000	\$75.00	\$80.00
			1	1,000.00	\$75,000	\$75.00	\$80.00
	NONVEGETATIVE SURFACE, HOT MIX ASPHALT / SY						
	608003P	2022Q3	1	10.00	\$650	\$65.00	\$155.00
		2022Q4	2	200.00	\$11,000	\$55.00	\$52.50
		2023Q1	3	895.00	\$48,310	\$53.98	\$61.09
		2023Q2	1	2,107.00	\$97,343	\$46.20	\$43.61
			7	3,212.00	\$157,303	\$48.97	\$49.38
	NONVEGETATIVE SURFACE, POROUS HMA 4" / SY						
	608004P	2023Q2	1	1,868.00	\$91,719	\$49.10	\$46.19
			1	1,868.00	\$91,719	\$49.10	\$46.19

WEIGHTED AVERAGE ITEM PRICE REPORT
BY REGION, ITEM, AND QUARTER

REGION	ITEM	CALENDAR QUARTER	NUMBER OF OCCUR'S	TOTAL QUANTITY	TOTAL DOLLARS	AVERAGE AWARDED PRICE	AVERAGE OF LOW 3 BIDDERS
C	NONVEGETATIVE SURFACE, POROUS HOT MIX AS / SY						
	608005P	2023Q1	1	350.00	\$17,500	\$50.00	\$50.00
		2023Q2	1	2,565.00	\$148,129	\$57.75	\$54.65
			2	2,915.00	\$165,629	\$56.82	\$54.09
	NONVEGETATIVE SURFACE, POLYESTER MATTING / SY						
	608012P	2023Q2	1	1,932.00	\$131,666	\$68.15	\$63.72
			1	1,932.00	\$131,666	\$68.15	\$63.72
	NONVEGETATIVE SURFACE, BROKEN STONE / SY						
	608015P	2022Q4	1	408.00	\$20,400	\$50.00	\$50.00
		2023Q2	1	53.00	\$3,061	\$57.75	\$54.15
			2	461.00	\$23,461	\$50.89	\$50.48
	BEAM GUIDE RAIL / LF						
	609003M	2023Q1	1	34,635.00	\$1,697,115	\$49.00	\$53.50
		2023Q2	1	10,292.00	\$406,534	\$39.50	\$37.29
			2	44,927.00	\$2,103,649	\$46.82	\$49.79
	BEAM GUIDE RAIL, DUAL-FACED / LF						
	609006M	2023Q2	1	52.00	\$3,003	\$57.75	\$54.32
			1	52.00	\$3,003	\$57.75	\$54.32
	MODIFIED THRIE BEAM GUIDE RAIL / LF						
	609009M	2023Q1	1	4,232.00	\$211,600	\$50.00	\$55.00
			1	4,232.00	\$211,600	\$50.00	\$55.00

WEIGHTED AVERAGE ITEM PRICE REPORT
BY REGION, ITEM, AND QUARTER

REGION	ITEM	CALENDAR QUARTER	NUMBER OF OCCUR'S	TOTAL QUANTITY	TOTAL DOLLARS	AVERAGE AWARDED PRICE	AVERAGE OF LOW 3 BIDDERS
C	FLARED GUIDE RAIL TERMINAL / U						
	609024M	2023Q1	1	15.00	\$30,000	\$2,000.00	\$2,375.00
			1	15.00	\$30,000	\$2,000.00	\$2,375.00
	BURIED GUIDE RAIL TERMINAL / U						
	609025M	2023Q1	1	5.00	\$500	\$100.00	\$50.50
			1	5.00	\$500	\$100.00	\$50.50
	TANGENT GUIDE RAIL TERMINAL / U						
	609027M	2023Q1	1	60.00	\$228,000	\$3,800.00	\$3,275.00
		2023Q2	1	16.00	\$72,080	\$4,505.00	\$4,246.23
			2	76.00	\$300,080	\$3,948.42	\$3,479.47
	TELESCOPING GUIDE RAIL END TERMINAL / U						
	609030M	2023Q1	1	10.00	\$37,000	\$3,700.00	\$3,937.50
		2023Q2	1	4.00	\$27,040	\$6,760.00	\$6,370.18
			2	14.00	\$64,040	\$4,574.29	\$4,632.55
	CONTROLLED RELEASE TERMINAL / U						
	609033M	2023Q1	1	5.00	\$500	\$100.00	\$425.00
			1	5.00	\$500	\$100.00	\$425.00
	CONTROLLED RELEASE TERMINAL ANCHORAGE / U						
	609036M	2023Q1	1	5.00	\$500	\$100.00	\$425.00
			1	5.00	\$500	\$100.00	\$425.00

WEIGHTED AVERAGE ITEM PRICE REPORT
BY REGION, ITEM, AND QUARTER

REGION	ITEM	CALENDAR QUARTER	NUMBER OF OCCUR'S	TOTAL QUANTITY	TOTAL DOLLARS	AVERAGE AWARDED PRICE	AVERAGE OF LOW 3 BIDDERS
C	BEAM GUIDE RAIL ANCHORAGE / U						
	609039M	2023Q1	1	30.00	\$45,000	\$1,500.00	\$1,250.00
		2023Q2	1	18.00	\$24,660	\$1,370.00	\$1,298.54
			2	48.00	\$69,660	\$1,451.25	\$1,268.20
	APPROACH GUIDE RAIL TRANSITION TL-3 / U						
	609059M	2023Q2	1	3.00	\$12,648	\$4,216.00	\$3,997.04
			1	3.00	\$12,648	\$4,216.00	\$3,997.04
	REMOVAL OF BEAM GUIDE RAIL / LF						
	609075M	2023Q2	1	10,535.00	\$12,115	\$1.15	\$1.08
			1	10,535.00	\$12,115	\$1.15	\$1.08
	TRAFFIC STRIPES, 4" / LF						
	610003M	2022Q3	4	493,697.00	\$347,809	\$0.70	\$0.49
		2022Q4	6	6,748,191.00	\$2,799,253	\$0.41	\$0.39
		2023Q1	4	272,368.00	\$158,491	\$0.58	\$0.63
		2023Q2	2	266,204.00	\$98,769	\$0.37	\$0.42
			16	7,780,460.00	\$3,404,322	\$0.44	\$0.40
	TRAFFIC STRIPES, 6" / LF						
	610006M	2022Q3	1	72,046.00	\$79,251	\$1.10	\$0.69
		2022Q4	2	75,000.00	\$45,000	\$0.60	\$0.50
		2023Q1	2	10,000.00	\$20,000	\$2.00	\$2.86
			5	157,046.00	\$144,251	\$0.92	\$0.74
	TRAFFIC STRIPES, 8" / LF						
	610007M	2022Q3	2	8,000.00	\$10,790	\$1.35	\$1.35

(item continued)

WEIGHTED AVERAGE ITEM PRICE REPORT
BY REGION, ITEM, AND QUARTER

REGION	ITEM	CALENDAR QUARTER	NUMBER OF OCCUR'S	TOTAL QUANTITY	TOTAL DOLLARS	AVERAGE AWARDED PRICE	AVERAGE OF LOW 3 BIDDERS
C	TRAFFIC STRIPES, 8" / LF						
	610007M	2022Q4	5	431,581.00	\$214,480	\$0.50	\$0.62
		2023Q1	3	26,544.00	\$53,015	\$2.00	\$1.91
		2023Q2	2	20,360.00	\$17,585	\$0.86	\$0.87
			12	486,485.00	\$295,870	\$0.61	\$0.71
	TRAFFIC MARKINGS / SF						
	610009M	2023Q2	1	2,374.00	\$17,947	\$7.56	\$7.10
			1	2,374.00	\$17,947	\$7.56	\$7.10
	RPM, MONO-DIRECTIONAL, WHITE LENS / U						
	610012M	2022Q3	4	2,861.00	\$143,207	\$50.05	\$40.68
		2022Q4	5	2,205.00	\$73,782	\$33.46	\$29.69
		2023Q1	2	659.00	\$24,915	\$37.81	\$37.99
		2023Q2	2	2,940.00	\$107,824	\$36.67	\$34.41
			13	8,665.00	\$349,728	\$40.36	\$35.55
	TRAFFIC MARKING LINES, 4" / LF						
	610013M	2022Q4	3	50,000.00	\$45,700	\$0.91	\$0.74
		2023Q1	1	10,000.00	\$20,000	\$2.00	\$3.00
			4	60,000.00	\$65,700	\$1.10	\$1.12
	TRAFFIC MARKING LINES, 8" / LF						
	610014M	2022Q3	4	13,424.00	\$22,768	\$1.70	\$1.58
		2022Q4	6	176,129.00	\$391,371	\$2.22	\$3.04
		2023Q1	2	15,686.00	\$49,837	\$3.18	\$3.41
		2023Q2	1	22,000.00	\$28,820	\$1.31	\$1.58
			13	227,239.00	\$492,796	\$2.17	\$2.84

WEIGHTED AVERAGE ITEM PRICE REPORT
BY REGION, ITEM, AND QUARTER

REGION	ITEM	CALENDAR QUARTER	NUMBER OF OCCUR'S	TOTAL QUANTITY	TOTAL DOLLARS	AVERAGE AWARDED PRICE	AVERAGE OF LOW 3 BIDDERS
C	TRAFFIC MARKING LINES, 12" / LF						
	610016M	2022Q3	1	74.00	\$170	\$2.30	\$2.40
		2022Q4	1	750.00	\$2,700	\$3.60	\$3.60
		2023Q1	1	2,000.00	\$12,000	\$6.00	\$10.50
			3	2,824.00	\$14,870	\$5.27	\$8.46
	TRAFFIC MARKING LINES, 24" / LF						
	610017M	2022Q3	4	12,325.00	\$72,010	\$5.84	\$121.53
		2022Q4	6	216,457.00	\$1,804,046	\$8.33	\$6.88
		2023Q1	2	11,299.00	\$105,445	\$9.33	\$8.49
		2023Q2	2	9,562.00	\$50,847	\$5.32	\$5.08
			14	249,643.00	\$2,032,349	\$8.14	\$12.54
	RPM, MONO-DIRECTIONAL, AMBER LENS / U						
	610018M	2022Q3	4	1,597.00	\$91,371	\$57.21	\$43.03
		2022Q4	5	2,277.00	\$77,325	\$33.96	\$30.11
		2023Q1	2	669.00	\$25,293	\$37.81	\$37.98
		2023Q2	2	1,810.00	\$66,246	\$36.60	\$34.37
			13	6,353.00	\$260,235	\$40.96	\$35.40
	RPM, BI-DIRECTIONAL, AMBER LENS / U						
	610021M	2022Q3	2	854.00	\$67,920	\$79.53	\$60.77
		2022Q4	5	3,420.00	\$116,852	\$34.17	\$31.02
		2023Q1	2	535.00	\$20,228	\$37.81	\$38.17
			9	4,809.00	\$205,000	\$42.63	\$37.10
	REMOVAL OF RPM / U						
	610024M	2022Q3	4	5,312.00	\$189,522	\$35.68	\$17.31
		2022Q4	5	7,302.00	\$8,295	\$1.14	\$1.28

(item continued)

WEIGHTED AVERAGE ITEM PRICE REPORT
BY REGION, ITEM, AND QUARTER

REGION	ITEM	CALENDAR QUARTER	NUMBER OF OCCUR'S	TOTAL QUANTITY	TOTAL DOLLARS	AVERAGE AWARDED PRICE	AVERAGE OF LOW 3 BIDDERS
C	REMOVAL OF RPM / U						
	610024M	2023Q1	2	1,938.00	\$6,576	\$3.39	\$6.20
		2023Q2	1	2,600.00	\$26,000	\$10.00	\$23.65
			12	17,152.00	\$230,393	\$13.43	\$10.19
	REMOVAL AND REPLACEMENT OF RPM LENS / U						
	610027M	2022Q4	1	52,000.00	\$881,400	\$16.95	\$15.98
		2023Q1	1	250.00	\$3,750	\$15.00	\$30.00
			2	52,250.00	\$885,150	\$16.94	\$16.04
	FLEXIBLE DELINEATOR, GROUND MOUNTED / U						
	610030M	2023Q1	1	50.00	\$5,000	\$100.00	\$250.00
			1	50.00	\$5,000	\$100.00	\$250.00
	RUMBLE STRIP / LF						
	610033M	2022Q3	4	197,226.00	\$162,344	\$0.82	\$0.65
		2022Q4	4	71,757.00	\$67,198	\$0.94	\$0.82
		2023Q1	1	16,319.00	\$14,361	\$0.88	\$0.87
		2023Q2	1	31,600.00	\$15,168	\$0.48	\$0.55
			10	316,902.00	\$259,071	\$0.82	\$0.69
	REMOVAL OF TRAFFIC STRIPES / LF						
	610036M	2022Q3	4	553,837.00	\$771,378	\$1.39	\$0.87
		2022Q4	6	362,100.00	\$168,295	\$0.46	\$0.41
		2023Q1	1	4,500.00	\$6,750	\$1.50	\$2.68
		2023Q2	1	163,068.00	\$102,733	\$0.63	\$0.48
			12	1,083,505.00	\$1,049,156	\$0.97	\$0.67

WEIGHTED AVERAGE ITEM PRICE REPORT
BY REGION, ITEM, AND QUARTER

REGION	ITEM	CALENDAR QUARTER	NUMBER OF OCCUR'S	TOTAL QUANTITY	TOTAL DOLLARS	AVERAGE AWARDED PRICE	AVERAGE OF LOW 3 BIDDERS
C	REMOVAL OF RUMBLE STRIP / LF						
	610038M	2022Q3	1	25,000.00	\$362,500	\$14.50	\$14.50
		2023Q2	1	31,600.00	\$1,580	\$0.05	\$2.15
			2	56,600.00	\$364,080	\$6.43	\$7.60
	REMOVAL OF TRAFFIC MARKINGS / SF						
	610039M	2022Q3	4	38,907.00	\$104,503	\$2.69	\$3.76
		2022Q4	6	27,854.00	\$102,198	\$3.67	\$2.42
		2023Q1	1	4,500.00	\$22,500	\$5.00	\$6.48
		2023Q2	1	21,100.00	\$46,631	\$2.21	\$2.94
			12	92,361.00	\$275,832	\$2.99	\$3.30
	TRAFFIC MARKINGS SYMBOLS / SF						
	610060M	2022Q3	4	9,278.00	\$36,128	\$3.89	\$6.87
		2022Q4	6	106,213.00	\$687,446	\$6.47	\$9.77
		2023Q1	3	13,792.00	\$198,285	\$14.38	\$12.49
		2023Q2	2	2,691.00	\$22,983	\$8.54	\$7.88
			15	131,974.00	\$944,841	\$7.16	\$9.81
	CRASH CUSHION, LOW MAINTENANCE, COMPRESS / U						
	611348M	2023Q2	1	1.00	\$42,160	\$42,160.00	\$40,637.07
			1	1.00	\$42,160	\$42,160.00	\$40,637.07
	REGULATORY AND WARNING SIGN / SF						
	612003P	2023Q2	2	2,476.00	\$119,519	\$48.27	\$46.49
			2	2,476.00	\$119,519	\$48.27	\$46.49
	GUIDE SIGN, TYPE GA, STEEL "U" POST SUPP / SF						
	612006P	2023Q2	1	425.00	\$23,588	\$55.50	\$46.12
			1	425.00	\$23,588	\$55.50	\$46.12

WEIGHTED AVERAGE ITEM PRICE REPORT
BY REGION, ITEM, AND QUARTER

REGION	ITEM	CALENDAR QUARTER	NUMBER OF OCCUR'S	TOTAL QUANTITY	TOTAL DOLLARS	AVERAGE AWARDED PRICE	AVERAGE OF LOW 3 BIDDERS
C	RELOCATE SIGN / U						
	612021M	2023Q2	1	6.00	\$1,410	\$235.00	\$796.71
			1	6.00	\$1,410	\$235.00	\$796.71
	RESET WATER VALVE BOX / U						
	651255M	2022Q4	4	248.00	\$5,500	\$22.18	\$19.36
		2023Q1	1	83.00	\$8,300	\$100.00	\$83.33
		2023Q2	1	12.00	\$2,100	\$175.00	\$141.78
			6	343.00	\$15,900	\$46.36	\$39.12
	RESET MANHOLE, SANITARY SEWER, USING EXI / U						
	652432M	2022Q3	1	1.00	\$2,100	\$2,100.00	\$2,100.00
		2023Q2	1	10.00	\$9,250	\$925.00	\$754.71
			2	11.00	\$11,350	\$1,031.82	\$877.01
	RESET GAS VALVE BOX / U						
	653084M	2022Q4	4	209.00	\$1,175	\$5.62	\$4.63
		2023Q1	1	47.00	\$4,700	\$100.00	\$83.33
		2023Q2	1	7.00	\$1,225	\$175.00	\$185.90
			6	263.00	\$7,100	\$27.00	\$23.52
	RESET TELECOMMUNICATIONS MANHOLE / U						
	654050M	2023Q1	1	15.00	\$42,840	\$2,856.00	\$2,812.33
		2023Q2	1	13.00	\$39,455	\$3,035.00	\$3,114.90
			2	28.00	\$82,295	\$2,939.11	\$2,952.81
	ELECTRICAL UTILITY RELOCATION, JCP&L / LS						
	655031P	2023Q2	1	1.00	\$71,380	\$71,380.00	\$73,432.83
			1	1.00	\$71,380	\$71,380.00	\$73,432.83

WEIGHTED AVERAGE ITEM PRICE REPORT
BY REGION, ITEM, AND QUARTER

REGION	ITEM	CALENDAR QUARTER	NUMBER OF OCCUR'S	TOTAL QUANTITY	TOTAL DOLLARS	AVERAGE AWARDED PRICE	AVERAGE OF LOW 3 BIDDERS
C	3/4" RIGID METALLIC CONDUIT / LF						
	701006P	2023Q1	1	100.00	\$4,000	\$40.00	\$76.33
			1	100.00	\$4,000	\$40.00	\$76.33
	1 1/2" RIGID METALLIC CONDUIT / LF						
	701012P	2023Q1	2	187.00	\$7,910	\$42.30	\$89.09
			2	187.00	\$7,910	\$42.30	\$89.09
	2" RIGID METALLIC CONDUIT / LF						
	701015P	2023Q1	1	127.00	\$6,350	\$50.00	\$72.50
		2023Q2	1	1,416.00	\$114,908	\$81.15	\$67.10
			2	1,543.00	\$121,258	\$78.59	\$67.54
	2 1/2" RIGID METALLIC CONDUIT / LF						
	701018P	2023Q1	1	54.00	\$540	\$10.00	\$62.50
			1	54.00	\$540	\$10.00	\$62.50
	3" RIGID METALLIC CONDUIT / LF						
	701021P	2023Q1	1	2,500.00	\$175,000	\$70.00	\$97.50
		2023Q2	2	6,210.00	\$599,499	\$96.54	\$87.78
			3	8,710.00	\$774,499	\$88.92	\$90.57
	2" RIGID NONMETALLIC CONDUIT / LF						
	701027P	2023Q1	1	500.00	\$17,000	\$34.00	\$37.00
			1	500.00	\$17,000	\$34.00	\$37.00

WEIGHTED AVERAGE ITEM PRICE REPORT
BY REGION, ITEM, AND QUARTER

REGION	ITEM	CALENDAR QUARTER	NUMBER OF OCCUR'S	TOTAL QUANTITY	TOTAL DOLLARS	AVERAGE AWARDED PRICE	AVERAGE OF LOW 3 BIDDERS
C	3" RIGID NONMETALLIC CONDUIT / LF						
	701030P	2023Q1	1	2,500.00	\$85,000	\$34.00	\$41.00
			1	2,500.00	\$85,000	\$34.00	\$41.00
	1 1/4" FLEXIBLE METALLIC CONDUIT / LF						
	701036P	2023Q1	1	50.00	\$1,000	\$20.00	\$68.00
			1	50.00	\$1,000	\$20.00	\$68.00
	1 1/2" FLEXIBLE METALLIC CONDUIT / LF						
	701039P	2023Q1	1	50.00	\$1,000	\$20.00	\$69.67
			1	50.00	\$1,000	\$20.00	\$69.67
	38" JUNCTION BOX / U						
	701093M	2023Q1	1	1.00	\$500	\$500.00	\$1,250.00
			1	1.00	\$500	\$500.00	\$1,250.00
	17" X 30" JUNCTION BOX / U						
	701099M	2023Q1	1	4.00	\$800	\$200.00	\$1,100.00
			1	4.00	\$800	\$200.00	\$1,100.00
	18" X 36" JUNCTION BOX / U						
	701102M	2023Q1	1	32.00	\$70,400	\$2,200.00	\$2,400.00
		2023Q2	2	56.00	\$167,543	\$2,991.83	\$2,576.41
			3	88.00	\$237,943	\$2,703.89	\$2,512.26
	12" X 10" X 8" METAL JUNCTION BOX / U						
	701108M	2023Q1	2	8.00	\$12,400	\$1,550.00	\$1,621.75
			2	8.00	\$12,400	\$1,550.00	\$1,621.75

WEIGHTED AVERAGE ITEM PRICE REPORT
BY REGION, ITEM, AND QUARTER

REGION	ITEM	CALENDAR QUARTER	NUMBER OF OCCUR'S	TOTAL QUANTITY	TOTAL DOLLARS	AVERAGE AWARDED PRICE	AVERAGE OF LOW 3 BIDDERS
C	JUNCTION BOX FOUNDATION / U						
	701117M	2023Q1	1	81.00	\$194,400	\$2,400.00	\$2,600.00
		2023Q2	1	2.00	\$5,985	\$2,992.50	\$2,977.50
			2	83.00	\$200,385	\$2,414.28	\$2,609.10
	JUNCTION BOX FRAME AND COVER / U						
	701120M	2023Q1	1	15.00	\$11,250	\$750.00	\$875.00
			1	15.00	\$11,250	\$750.00	\$875.00
	FOUNDATION, TYPE SFT / U						
	701123M	2023Q1	1	12.00	\$13,200	\$1,100.00	\$1,300.00
		2023Q2	2	9.00	\$21,668	\$2,407.50	\$2,348.32
			3	21.00	\$34,868	\$1,660.36	\$1,749.28
	FOUNDATION, TYPE MCF / U						
	701126M	2023Q1	1	5.00	\$3,500	\$700.00	\$750.00
			1	5.00	\$3,500	\$700.00	\$750.00
	FOUNDATION, TYPE P-MC MODIFIED / U						
	701128M	2023Q1	1	10.00	\$25,000	\$2,500.00	\$2,500.00
		2023Q2	1	6.00	\$34,650	\$5,775.00	\$4,776.42
			2	16.00	\$59,650	\$3,728.13	\$3,353.66
	FOUNDATION, TYPE P / U						
	701129M	2023Q1	1	2.00	\$200	\$100.00	\$300.00
			1	2.00	\$200	\$100.00	\$300.00

WEIGHTED AVERAGE ITEM PRICE REPORT
 BY REGION, ITEM, AND QUARTER

REGION	ITEM	CALENDAR QUARTER	NUMBER OF OCCUR'S	TOTAL QUANTITY	TOTAL DOLLARS	AVERAGE AWARDED PRICE	AVERAGE OF LOW 3 BIDDERS
C	FOUNDATION, TYPE P-MC / U						
	701132M	2023Q1	1	5.00	\$17,500	\$3,500.00	\$2,850.00
			1	5.00	\$17,500	\$3,500.00	\$2,850.00
	FOUNDATION, TYPE SPF / U						
	701135M	2023Q1	1	10.00	\$10,000	\$1,000.00	\$1,400.00
		2023Q2	2	15.00	\$25,265	\$1,684.33	\$1,687.95
			3	25.00	\$35,265	\$1,410.60	\$1,572.77
	BORING FOR FOUNDATION, STF 50 FOOT ARM / U						
	701136M	2023Q2	2	11.00	\$51,345	\$4,667.73	\$6,911.12
			2	11.00	\$51,345	\$4,667.73	\$6,911.12
	FOUNDATION, STF FOR GREATER THAN 50 FOOT / LF						
	701137M	2023Q2	1	60.00	\$72,450	\$1,207.50	\$1,324.17
			1	60.00	\$72,450	\$1,207.50	\$1,324.17
	FOUNDATION, TYPE STF / U						
	701138M	2023Q1	1	10.00	\$45,000	\$4,500.00	\$5,000.00
		2023Q2	3	21.00	\$435,235	\$20,725.48	\$12,305.95
			4	31.00	\$480,235	\$15,491.45	\$9,949.19
	FOUNDATION, TYPE SFX / U						
	701141M	2023Q1	1	2.00	\$2	\$1.00	\$50.50
			1	2.00	\$2	\$1.00	\$50.50

WEIGHTED AVERAGE ITEM PRICE REPORT
 BY REGION, ITEM, AND QUARTER

REGION	ITEM	CALENDAR QUARTER	NUMBER OF OCCUR'S	TOTAL QUANTITY	TOTAL DOLLARS	AVERAGE AWARDED PRICE	AVERAGE OF LOW 3 BIDDERS
C	FOUNDATION, TYPE SFK / U						
	701144M	2023Q1	1	14.00	\$21,000	\$1,500.00	\$1,600.00
		2023Q2	1	6.00	\$17,640	\$2,940.00	\$2,640.76
			2	20.00	\$38,640	\$1,932.00	\$1,912.23
	FOUNDATION, TYPE 1M / U						
	701153M	2023Q1	1	2.00	\$2,400	\$1,200.00	\$800.00
			1	2.00	\$2,400	\$1,200.00	\$800.00
	FOUNDATION, TYPE 2M / U						
	701156M	2023Q1	1	2.00	\$2,800	\$1,400.00	\$900.00
			1	2.00	\$2,800	\$1,400.00	\$900.00
	FOUNDATION, TYPE 1M-MC / U						
	701159M	2023Q1	1	2.00	\$3,000	\$1,500.00	\$1,150.00
			1	2.00	\$3,000	\$1,500.00	\$1,150.00
	FOUNDATION, TYPE 2M-MC / U						
	701162M	2023Q1	1	2.00	\$3,200	\$1,600.00	\$1,350.00
			1	2.00	\$3,200	\$1,600.00	\$1,350.00
	METER CABINET, TYPE TL / U						
	701171M	2023Q2	1	6.00	\$39,330	\$6,555.00	\$5,776.61
			1	6.00	\$39,330	\$6,555.00	\$5,776.61
	GROUND WIRE, NO. 8 AWG / LF						
	701192P	2023Q1	1	4,000.00	\$12,000	\$3.00	\$3.87

(item continued)

WEIGHTED AVERAGE ITEM PRICE REPORT
 BY REGION, ITEM, AND QUARTER

REGION	ITEM	CALENDAR QUARTER	NUMBER OF OCCUR'S	TOTAL QUANTITY	TOTAL DOLLARS	AVERAGE AWARDED PRICE	AVERAGE OF LOW 3 BIDDERS
C	GROUND WIRE, NO. 8 AWG / LF						
	701192P	2023Q2	2	9,304.00	\$33,764	\$3.63	\$2.99
			3	13,304.00	\$45,764	\$3.44	\$3.25

	MULTIPLE LIGHTING WIRE, NO. 2 AWG / LF						
	701195P	2023Q1	1	5,000.00	\$35,000	\$7.00	\$9.20
		2023Q2	1	7,972.00	\$53,412	\$6.70	\$6.74
			2	12,972.00	\$88,412	\$6.82	\$7.69

	MULTIPLE LIGHTING WIRE, NO. 4 AWG / LF						
	701196P	2023Q1	1	150.00	\$150	\$1.00	\$4.68
			1	150.00	\$150	\$1.00	\$4.68

	MULTIPLE LIGHTING WIRE, NO. 6 AWG / LF						
	701198P	2023Q1	1	500.00	\$500	\$1.00	\$5.10
			1	500.00	\$500	\$1.00	\$5.10

	MULTIPLE LIGHTING WIRE, NO. 8 AWG / LF						
	701201P	2023Q1	1	4,500.00	\$9,000	\$2.00	\$4.57
		2023Q2	1	7,848.00	\$24,721	\$3.15	\$3.97
			2	12,348.00	\$33,721	\$2.73	\$4.19

	MULTIPLE LIGHTING WIRE, NO. 10 AWG / LF						
	701204P	2023Q1	1	5,000.00	\$30,000	\$6.00	\$6.78
			1	5,000.00	\$30,000	\$6.00	\$6.78

WEIGHTED AVERAGE ITEM PRICE REPORT
BY REGION, ITEM, AND QUARTER

REGION	ITEM	CALENDAR QUARTER	NUMBER OF OCCUR'S	TOTAL QUANTITY	TOTAL DOLLARS	AVERAGE AWARDED PRICE	AVERAGE OF LOW 3 BIDDERS
C	SERVICE WIRE, NO. 6 AWG / LF						
	701213P	2023Q2	1	1,320.00	\$5,676	\$4.30	\$4.26
			1	1,320.00	\$5,676	\$4.30	\$4.26
	CONTROLLER, 8 PHASE / U						
	702009M	2023Q2	1	6.00	\$430,620	\$71,770.00	\$62,669.66
			1	6.00	\$430,620	\$71,770.00	\$62,669.66
	TRAFFIC SIGNAL STANDARD, ALUMINUM / U						
	702012M	2023Q2	2	15.00	\$77,989	\$5,199.25	\$4,074.42
			2	15.00	\$77,989	\$5,199.25	\$4,074.42
	SIGNAL STANDARD GREATER 50 FOOT, STEEL / U						
	702014M	2023Q2	2	11.00	\$233,756	\$21,250.57	\$19,979.80
			2	11.00	\$233,756	\$21,250.57	\$19,979.80
	TRAFFIC SIGNAL STANDARD, STEEL / U						
	702015M	2023Q2	2	16.00	\$192,307	\$12,019.19	\$9,007.48
			2	16.00	\$192,307	\$12,019.19	\$9,007.48
	PEDESTRIAN SIGNAL STANDARD / U						
	702018M	2023Q2	2	16.00	\$28,474	\$1,779.63	\$1,444.56
			2	16.00	\$28,474	\$1,779.63	\$1,444.56
	TRAFFIC SIGNAL MAST ARM, ALUMINUM / U						
	702021M	2023Q2	1	7.00	\$30,870	\$4,410.00	\$4,138.71
			1	7.00	\$30,870	\$4,410.00	\$4,138.71

WEIGHTED AVERAGE ITEM PRICE REPORT
 BY REGION, ITEM, AND QUARTER

REGION	ITEM	CALENDAR QUARTER	NUMBER OF OCCUR'S	TOTAL QUANTITY	TOTAL DOLLARS	AVERAGE AWARDED PRICE	AVERAGE OF LOW 3 BIDDERS
C	TRAFFIC SIGNAL MAST ARM, STEEL / U						
	702024M	2023Q2	2	16.00	\$134,228	\$8,389.25	\$7,923.58
			2	16.00	\$134,228	\$8,389.25	\$7,923.58
	TRAFFIC ARM GREATER THAN 50 FOOT, STEEL / U						
	702025M	2023Q2	2	11.00	\$327,285	\$29,753.18	\$34,376.21
			2	11.00	\$327,285	\$29,753.18	\$34,376.21
	TRAFFIC SIGNAL CABLE, 2 CONDUCTOR / LF						
	702027P	2023Q2	2	6,330.00	\$23,430	\$3.70	\$3.16
			2	6,330.00	\$23,430	\$3.70	\$3.16
	TRAFFIC SIGNAL CABLE, 5 CONDUCTOR / LF						
	702030P	2023Q2	2	13,582.00	\$58,312	\$4.29	\$3.66
			2	13,582.00	\$58,312	\$4.29	\$3.66
	TRAFFIC SIGNAL CABLE, 10 CONDUCTOR / LF						
	702033P	2023Q2	2	28,659.00	\$146,548	\$5.11	\$4.57
			2	28,659.00	\$146,548	\$5.11	\$4.57
	TRAFFIC SIGNAL HEAD / U						
	702036M	2023Q2	2	144.00	\$249,645	\$1,733.65	\$1,506.60
			2	144.00	\$249,645	\$1,733.65	\$1,506.60
	PUSH BUTTON INSTALLATION / U						
	702038M	2023Q2	1	8.00	\$12,520	\$1,565.00	\$1,707.76
			1	8.00	\$12,520	\$1,565.00	\$1,707.76

WEIGHTED AVERAGE ITEM PRICE REPORT
BY REGION, ITEM, AND QUARTER

REGION	ITEM	CALENDAR QUARTER	NUMBER OF OCCUR'S	TOTAL QUANTITY	TOTAL DOLLARS	AVERAGE AWARDED PRICE	AVERAGE OF LOW 3 BIDDERS
C	PEDESTRIAN SIGNAL HEAD / U						
	702039M	2023Q2	2	76.00	\$94,222	\$1,239.76	\$1,162.90
			2	76.00	\$94,222	\$1,239.76	\$1,162.90
	PUSH BUTTON / U						
	702042M	2023Q2	2	32.00	\$15,870	\$495.94	\$505.26
			2	32.00	\$15,870	\$495.94	\$505.26
	IMAGE DETECTOR / U						
	702045M	2023Q2	2	28.00	\$350,479	\$12,517.11	\$10,083.73
			2	28.00	\$350,479	\$12,517.11	\$10,083.73
	LOOP DETECTOR / LF						
	702048M	2023Q1	1	50.00	\$500	\$10.00	\$9.00
			1	50.00	\$500	\$10.00	\$9.00
	GENERATOR AUXILIARY CABINET / U						
	702050M	2023Q2	2	10.00	\$102,996	\$10,299.60	\$9,651.22
			2	10.00	\$102,996	\$10,299.60	\$9,651.22
	INTERIM TRAFFIC SIGNAL SYSTEM, LOCATION / LS						
	702057M	2023Q2	7	7.00	\$98,100	\$14,014.29	\$13,813.87
			7	7.00	\$98,100	\$14,014.29	\$13,813.87
	CONTROLLER TURN-ON / U						
	702060M	2023Q2	2	10.00	\$69,330	\$6,933.00	\$10,109.37
			2	10.00	\$69,330	\$6,933.00	\$10,109.37

WEIGHTED AVERAGE ITEM PRICE REPORT
BY REGION, ITEM, AND QUARTER

REGION	ITEM	CALENDAR QUARTER	NUMBER OF OCCUR'S	TOTAL QUANTITY	TOTAL DOLLARS	AVERAGE AWARDED PRICE	AVERAGE OF LOW 3 BIDDERS
C	UNINTERRUPTIBLE POWER SUPPLY / U						
	702101M	2023Q2	1	1.00	\$6,773	\$6,773.00	\$6,357.67
			1	1.00	\$6,773	\$6,773.00	\$6,357.67
	LUMINAIRE / U						
	703018M	2023Q2	2	42.00	\$101,020	\$2,405.24	\$2,603.33
			2	42.00	\$101,020	\$2,405.24	\$2,603.33
	ITS CONDUIT, TYPE A / LF						
	704002M	2023Q2	1	25,937.00	\$1,259,241	\$48.55	\$56.20
			1	25,937.00	\$1,259,241	\$48.55	\$56.20
	JUNCTION BOX ITS TYPE A / U						
	704003M	2023Q2	1	33.00	\$265,320	\$8,040.00	\$6,143.99
			1	33.00	\$265,320	\$8,040.00	\$6,143.99
	FOUNDATION ITS TYPE A / U						
	704015M	2023Q2	1	1.00	\$10,205	\$10,205.00	\$9,931.40
			1	1.00	\$10,205	\$10,205.00	\$9,931.40
	CONTROLLER MODIFICATIONS, TYPE ___ / U						
	704032M	2023Q2	2	10.00	\$259,315	\$25,931.50	\$23,710.39
			2	10.00	\$259,315	\$25,931.50	\$23,710.39
	FIBER OPTIC CABLE TYPE G / LF						
	704076P	2023Q2	1	29,038.00	\$207,622	\$7.15	\$9.63
			1	29,038.00	\$207,622	\$7.15	\$9.63

WEIGHTED AVERAGE ITEM PRICE REPORT
BY REGION, ITEM, AND QUARTER

REGION	ITEM	CALENDAR QUARTER	NUMBER OF OCCUR'S	TOTAL QUANTITY	TOTAL DOLLARS	AVERAGE AWARDED PRICE	AVERAGE OF LOW 3 BIDDERS
C	FIBER OPTIC CABLE TYPE E / LF						
	704078P	2023Q2	1	2,899.00	\$145,675	\$50.25	\$49.62
			1	2,899.00	\$145,675	\$50.25	\$49.62
	WIM ROADWAY DEVICES 1 LANES / U						
	704189M	2022Q4	1	4.00	\$146,568	\$36,642.00	\$32,047.33
		2023Q1	1	2.00	\$76,440	\$38,220.00	\$33,580.00
		2023Q2	1	2.00	\$63,680	\$31,840.00	\$36,634.03
			3	8.00	\$286,688	\$35,836.00	\$33,577.17
	FIBER CROSSCONNECT CABINET / U						
	704215M	2023Q2	1	1.00	\$56,150	\$56,150.00	\$107,059
			1	1.00	\$56,150	\$56,150.00	\$107,059
	TRIMMING EXISTING TREE, OVER 18" TO 24" / U						
	802009M	2022Q3	1	2.00	\$7,153	\$3,576.50	\$3,576.50
			1	2.00	\$7,153	\$3,576.50	\$3,576.50
	TRIMMING EXISTING TREE, OVER 24" TO 30" / U						
	802012M	2022Q3	1	2.00	\$8,215	\$4,107.50	\$4,107.50
			1	2.00	\$8,215	\$4,107.50	\$4,107.50
	TRIMMING EXISTING TREE, OVER 30" TO 36" / U						
	802015M	2022Q3	1	3.00	\$13,943	\$4,647.50	\$4,647.50
			1	3.00	\$13,943	\$4,647.50	\$4,647.50

WEIGHTED AVERAGE ITEM PRICE REPORT
BY REGION, ITEM, AND QUARTER

REGION	ITEM	CALENDAR QUARTER	NUMBER OF OCCUR'S	TOTAL QUANTITY	TOTAL DOLLARS	AVERAGE AWARDED PRICE	AVERAGE OF LOW 3 BIDDERS
C	TREE REMOVAL, OVER 12" TO 18" DIAMETER / U						
	802024M	2022Q4	1	1.00	\$5,546	\$5,546.00	\$5,546.00
			1	1.00	\$5,546	\$5,546.00	\$5,546.00

	TOPSOIL SPREADING ___" THICK / SY						
	804000P	2022Q3	1	578.00	\$8,092	\$14.00	\$12.00
		2022Q4	4	14,365.00	\$16,167	\$1.13	\$1.62
		2023Q1	1	8,600.00	\$86	\$0.01	\$0.01
		2023Q2	2	6,522.00	\$32,285	\$4.95	\$5.70
			8	30,065.00	\$56,630	\$1.88	\$2.24

	BORROW TOPSOIL / CY						
	804015P	2022Q4	4	2,871.00	\$9,300	\$3.24	\$3.55
		2023Q1	1	100.00	\$1	\$0.01	\$0.01
		2023Q2	1	601.00	\$3,005	\$5.00	\$38.96
			6	3,572.00	\$12,306	\$3.45	\$9.41

	TURF REPAIR STRIP / LF						
	805003M	2022Q3	2	3,121.00	\$97,188	\$31.14	\$23.71
		2022Q4	4	14,079.00	\$14,337	\$1.02	\$1.12
		2023Q1	1	200.00	\$2	\$0.01	\$0.01
			7	17,400.00	\$111,527	\$6.41	\$5.16

	STABILIZED TURF / SY						
	805005M	2022Q3	3	959.00	\$96,799	\$100.94	\$141.98
			3	959.00	\$96,799	\$100.94	\$141.98

	FERTILIZING AND SEEDING, TYPE A / SY						
	806003P	2022Q3	1	578.00	\$665	\$1.15	\$3.08

(item continued)

WEIGHTED AVERAGE ITEM PRICE REPORT
 BY REGION, ITEM, AND QUARTER

REGION	ITEM	CALENDAR QUARTER	NUMBER OF OCCUR'S	TOTAL QUANTITY	TOTAL DOLLARS	AVERAGE AWARDED PRICE	AVERAGE OF LOW 3 BIDDERS
C	FERTILIZING AND SEEDING, TYPE A / SY						
	806003P	2022Q4	2	10,000.00	\$100	\$0.01	\$0.03
			3	10,578.00	\$765	\$0.07	\$0.19
	FERTILIZING AND SEEDING, TYPE A-3 / SY						
	806006P	2022Q4	2	4,365.00	\$2,401	\$0.55	\$0.71
		2023Q1	1	8,600.00	\$86	\$0.01	\$0.01
		2023Q2	2	6,522.00	\$12,707	\$1.95	\$1.56
			5	19,487.00	\$15,193	\$0.78	\$0.69
	TOPSOIL STABILIZATION, TYPE 1 MAT / SY						
	807003M	2022Q4	1	295.00	\$2,950	\$10.00	\$9.33
			1	295.00	\$2,950	\$10.00	\$9.33
	STRAW MULCHING / SY						
	809003M	2022Q3	1	578.00	\$376	\$0.65	\$2.83
		2022Q4	4	14,365.00	\$2,501	\$0.17	\$0.17
		2023Q1	1	8,600.00	\$86	\$0.01	\$0.01
		2023Q2	2	6,522.00	\$7,564	\$1.16	\$1.08
			8	30,065.00	\$10,526	\$0.35	\$0.37
	WOOD MULCHING / SY						
	809018M	2023Q1	1	7.00	\$0	\$0.01	\$6.67
			1	7.00	\$0	\$0.01	\$6.67
	MISCELLANEOUS CONCRETE / CY						
	903006M	2023Q1	1	40.00	\$10,000	\$250.00	\$125.50
			1	40.00	\$10,000	\$250.00	\$125.50

WEIGHTED AVERAGE ITEM PRICE REPORT
BY REGION, ITEM, AND QUARTER

REGION	ITEM	CALENDAR QUARTER	NUMBER OF OCCUR'S	TOTAL QUANTITY	TOTAL DOLLARS	AVERAGE AWARDED PRICE	AVERAGE OF LOW 3 BIDDERS
C	INSPECTION OF UNITS / U						
	MMB001M	2023Q1	1	25.00	\$25,000	\$1,000.00	\$1,000.00
			1	25.00	\$25,000	\$1,000.00	\$1,000.00
	BRIDGE HEADER REPAIR / LF						
	MMB070M	2023Q1	1	6,329.00	\$822,770	\$130.00	\$151.00
			1	6,329.00	\$822,770	\$130.00	\$151.00
	REPAIR CONCRETE CURB / LF						
	MMB077M	2023Q1	1	885.00	\$57,525	\$65.00	\$73.33
			1	885.00	\$57,525	\$65.00	\$73.33
	DECK CORROSION INHIBITOR / SY						
	MMB086M	2023Q1	1	35,747.00	\$357,470	\$10.00	\$8.67
			1	35,747.00	\$357,470	\$10.00	\$8.67
	DECK JOINT RESEAL (SILICON) / LF						
	MMB087M	2023Q1	1	9,052.00	\$1,131,500	\$125.00	\$80.00
			1	9,052.00	\$1,131,500	\$125.00	\$80.00
	BRIDGE DECK CRACK SEALING / LF						
	MMB088M	2023Q1	1	3,000.00	\$30,000	\$10.00	\$11.67
			1	3,000.00	\$30,000	\$10.00	\$11.67
	DECK JOINT REPAIR / LF						
	MMB089M	2023Q1	1	9,084.00	\$1,135,500	\$125.00	\$130.00
			1	9,084.00	\$1,135,500	\$125.00	\$130.00

WEIGHTED AVERAGE ITEM PRICE REPORT
BY REGION, ITEM, AND QUARTER

REGION	ITEM	CALENDAR QUARTER	NUMBER OF OCCUR'S	TOTAL QUANTITY	TOTAL DOLLARS	AVERAGE AWARDED PRICE	AVERAGE OF LOW 3 BIDDERS
C	DECK JOINT RESEAL (RUBBER ASPHALT) / LF						
	MMB090M	2023Q1	1	6,329.00	\$18,987	\$3.00	\$5.67
			1	6,329.00	\$18,987	\$3.00	\$5.67
	CREW COORDINATOR / HOUR						
	MMB092M	2022Q4	5	2,540.00	\$355,600	\$140.00	\$140.00
			5	2,540.00	\$355,600	\$140.00	\$140.00
	LANE CLOSURES / HOUR						
	MMB172M	2022Q4	5	33,150.00	\$1,280,499	\$38.63	\$18.37
			5	33,150.00	\$1,280,499	\$38.63	\$18.37
	SOLID WASTE DISPOSAL / DOLL						
	MMB173M	2022Q4	5	181,000.00	\$181,000	\$1.00	\$1.00
			5	181,000.00	\$181,000	\$1.00	\$1.00
	REPAIR CATEGORY "A" / HOUR						
	MMB181M	2023Q1	1	165.00	\$280,500	\$1,700.00	\$1,250.00
			1	165.00	\$280,500	\$1,700.00	\$1,250.00
	LABOR CREW / HOUR						
	MMB186M	2022Q4	15	63,175.00	\$34,285,115	\$542.70	\$606.76
			15	63,175.00	\$34,285,115	\$542.70	\$606.76
	RAILROAD SERVICES / DOLL						
	MMB188M	2023Q1	1	15,000.00	\$15,000	\$1.00	\$1.00
			1	15,000.00	\$15,000	\$1.00	\$1.00

WEIGHTED AVERAGE ITEM PRICE REPORT
 BY REGION, ITEM, AND QUARTER

REGION	ITEM	CALENDAR QUARTER	NUMBER OF OCCUR'S	TOTAL QUANTITY	TOTAL DOLLARS	AVERAGE AWARDED PRICE	AVERAGE OF LOW 3 BIDDERS
C	CONDUIT CLEARING / LF						
	MME002M	2023Q1	1	300.00	\$3,000	\$10.00	\$28.33
			1	300.00	\$3,000	\$10.00	\$28.33
	FOUNDATION REMOVAL, ELECTRICAL / U						
	MME008M	2023Q1	1	97.00	\$41,225	\$425.00	\$462.50
			1	97.00	\$41,225	\$425.00	\$462.50
	TRANSITE JUNCTION BOX REMOVAL / U						
	MME009M	2023Q1	1	90.00	\$36,000	\$400.00	\$600.00
			1	90.00	\$36,000	\$400.00	\$600.00
	TROUBLESHOOTING / MH						
	MME010M	2023Q1	1	200.00	\$60,000	\$300.00	\$604.00
			1	200.00	\$60,000	\$300.00	\$604.00
	BASE DOOR, TYPE T/C / U						
	MME011M	2023Q1	1	5.00	\$450	\$90.00	\$181.67
			1	5.00	\$450	\$90.00	\$181.67
	BASE DOOR, TYPE K / U						
	MME012M	2023Q1	1	5.00	\$475	\$95.00	\$189.33
			1	5.00	\$475	\$95.00	\$189.33
	BASE DOOR, TYPE P / U						
	MME013M	2023Q1	1	10.00	\$850	\$85.00	\$176.33
			1	10.00	\$850	\$85.00	\$176.33

WEIGHTED AVERAGE ITEM PRICE REPORT
 BY REGION, ITEM, AND QUARTER

REGION	ITEM	CALENDAR QUARTER	NUMBER OF OCCUR'S	TOTAL QUANTITY	TOTAL DOLLARS	AVERAGE AWARDED PRICE	AVERAGE OF LOW 3 BIDDERS
C	PEDESTRIAN LED INSTALLATION / U						
	MME015M	2023Q1	1	1.00	\$3,000	\$3,000.00	\$1,342.67
			1	1.00	\$3,000	\$3,000.00	\$1,342.67
	HIGHWAY LIGHTING RELAMPING / U						
	MME024M	2023Q1	1	50.00	\$15,000	\$300.00	\$374.33
			1	50.00	\$15,000	\$300.00	\$374.33
	BASE DOOR, TYPE L / U						
	MME026M	2023Q1	1	20.00	\$1,200	\$60.00	\$166.67
			1	20.00	\$1,200	\$60.00	\$166.67
	PEC REPLACEMENT / U						
	MME027M	2023Q1	1	5.00	\$325	\$65.00	\$258.67
			1	5.00	\$325	\$65.00	\$258.67
	SIGN LUMINAIRE INSTALLATION / U						
	MME055M	2023Q1	1	150.00	\$367,500	\$2,450.00	\$2,526.00
			1	150.00	\$367,500	\$2,450.00	\$2,526.00
	LED TYPE R-ARROW-R / U						
	MME068M	2023Q1	1	50.00	\$6,250	\$125.00	\$256.67
			1	50.00	\$6,250	\$125.00	\$256.67
	LED TYPE A-ARROW-R / U						
	MME069M	2023Q1	1	50.00	\$6,250	\$125.00	\$257.67
			1	50.00	\$6,250	\$125.00	\$257.67

WEIGHTED AVERAGE ITEM PRICE REPORT
BY REGION, ITEM, AND QUARTER

REGION	ITEM	CALENDAR QUARTER	NUMBER OF OCCUR'S	TOTAL QUANTITY	TOTAL DOLLARS	AVERAGE AWARDED PRICE	AVERAGE OF LOW 3 BIDDERS
C	LED TYPE G-ARROW-R / U						
	MME070M	2023Q1	1	50.00	\$6,250	\$125.00	\$257.67
			1	50.00	\$6,250	\$125.00	\$257.67
	LED TYPE A/G-ARROW-R / U						
	MME071M	2023Q1	1	45.00	\$7,425	\$165.00	\$327.33
			1	45.00	\$7,425	\$165.00	\$327.33
	TRAFFIC DIRECTORS / MH						
	MME084M	2023Q1	1	250.00	\$25,000	\$100.00	\$107.50
			1	250.00	\$25,000	\$100.00	\$107.50
	VISOR REPLACEMENT / U						
	MME085M	2023Q1	1	45.00	\$2,925	\$65.00	\$142.67
			1	45.00	\$2,925	\$65.00	\$142.67
	ROADWAY JUNCTION BOX / U						
	MME090M	2023Q1	1	1.00	\$1,500	\$1,500.00	\$1,175.00
			1	1.00	\$1,500	\$1,500.00	\$1,175.00
	LED TYPE 12 RAG / U						
	MME091M	2023Q1	1	310.00	\$139,500	\$450.00	\$631.00
			1	310.00	\$139,500	\$450.00	\$631.00
	LED TYPE 8 RAG / U						
	MME092M	2023Q1	1	260.00	\$104,000	\$400.00	\$602.33
			1	260.00	\$104,000	\$400.00	\$602.33

WEIGHTED AVERAGE ITEM PRICE REPORT
BY REGION, ITEM, AND QUARTER

REGION	ITEM	CALENDAR QUARTER	NUMBER OF OCCUR'S	TOTAL QUANTITY	TOTAL DOLLARS	AVERAGE AWARDED PRICE	AVERAGE OF LOW 3 BIDDERS
C	TOWER LUMINAIRE INSTALLATION / U						
	MME101M	2023Q1	1	1.00	\$3,500	\$3,500.00	\$4,141.33
			1	1.00	\$3,500	\$3,500.00	\$4,141.33
	LIGHTING ASSEMBLIES INSTALLATION / U						
	MME102M	2023Q1	1	20.00	\$10,000	\$500.00	\$675.67
			1	20.00	\$10,000	\$500.00	\$675.67
	FUSE KITS / U						
	MME108M	2023Q1	1	75.00	\$5,625	\$75.00	\$254.33
			1	75.00	\$5,625	\$75.00	\$254.33
	FOUNDATION, TYPE PBI / U						
	MME122M	2023Q1	1	10.00	\$5,000	\$500.00	\$412.50
			1	10.00	\$5,000	\$500.00	\$412.50
	ADA Push Button Installation / U						
	MME139M	2023Q1	1	41.00	\$10,250	\$250.00	\$374.33
			1	41.00	\$10,250	\$250.00	\$374.33
	RADAR DETECTION SYSTEM, 1 RADAR / U						
	MME143M	2023Q1	1	2.00	\$20,980	\$10,490.00	\$11,060.00
			1	2.00	\$20,980	\$10,490.00	\$11,060.00
	RADAR DETECTION SYSTEM, 2 RADAR / U						
	MME144M	2022Q4	1	1.00	\$22,869	\$22,869.00	\$22,912.67

(item continued)

WEIGHTED AVERAGE ITEM PRICE REPORT
BY REGION, ITEM, AND QUARTER

REGION	ITEM	CALENDAR QUARTER	NUMBER OF OCCUR'S	TOTAL QUANTITY	TOTAL DOLLARS	AVERAGE AWARDED PRICE	AVERAGE OF LOW 3 BIDDERS
C	RADAR DETECTION SYSTEM, 2 RADAR / U						
	MME144M	2023Q1	1	3.00	\$62,940	\$20,980.00	\$21,053.33
			2	4.00	\$85,809	\$21,452.25	\$21,518.17
	RADAR DETECTION SYSTEM, 3 RADAR / U						
	MME145M	2022Q4	1	1.00	\$33,360	\$33,360.00	\$33,240.00
		2023Q1	1	1.00	\$31,470	\$31,470.00	\$30,846.67
			2	2.00	\$64,830	\$32,415.00	\$32,043.33
	RADAR DETECTION SYSTEM, 4 RADAR / U						
	MME146M	2022Q4	2	2.00	\$87,213	\$43,606.50	\$48,485.50
		2023Q1	1	3.00	\$125,880	\$41,960.00	\$40,773.33
			3	5.00	\$213,093	\$42,618.60	\$43,858.20
	POLE BRIDGE REPLACEMENT / EACH						
	MME149M	2023Q1	1	20.00	\$70,000	\$3,500.00	\$2,970.33
			1	20.00	\$70,000	\$3,500.00	\$2,970.33
	TRAFFIC CONTROL TRUCK WITH MOUNTED CRASH / DAY						
	MMG008M	2022Q4	2	1,000.00	\$1,000	\$1.00	\$2.17
			2	1,000.00	\$1,000	\$1.00	\$2.17
	E-Z PASS / DOLL						
	MMG009M	2023Q1	1	7,293.00	\$7,293	\$1.00	\$1.00
			1	7,293.00	\$7,293	\$1.00	\$1.00

WEIGHTED AVERAGE ITEM PRICE REPORT
 BY REGION, ITEM, AND QUARTER

REGION	ITEM	CALENDAR QUARTER	NUMBER OF OCCUR'S	TOTAL QUANTITY	TOTAL DOLLARS	AVERAGE AWARDED PRICE	AVERAGE OF LOW 3 BIDDERS
C	TELEPHONE SERVICE / DOLL						
	MMG010M	2022Q4	5	10,000.00	\$10,000	\$1.00	\$1.00
		2023Q1	1	1,500.00	\$1,500	\$1.00	\$1.00
			6	11,500.00	\$11,500	\$1.00	\$1.00
	DREDGED MATERIAL PROCESSING / CY						
	MMG015M	2022Q4	1	16,623.00	\$960,144	\$57.76	\$35.46
			1	16,623.00	\$960,144	\$57.76	\$35.46
	FIELD OFFICE EQUIPMENT / DOLL						
	MMG018M	2023Q1	2	3,500.00	\$3,500	\$1.00	\$1.00
			2	3,500.00	\$3,500	\$1.00	\$1.00
	OVERTIME DIFFERENTIAL (OD) / DOLL						
	MMG025M	2022Q4	5	320,000.00	\$320,000	\$1.00	\$1.00
			5	320,000.00	\$320,000	\$1.00	\$1.00
	DISPOSAL OF REGULATED MATERIAL / DOLL						
	MMG027M	2022Q4	5	233,000.00	\$233,000	\$1.00	\$1.00
			5	233,000.00	\$233,000	\$1.00	\$1.00
	STEEL POST FOR END TREATMENT / U						
	MMG030M	2023Q1	1	110.00	\$44,000	\$400.00	\$325.00
			1	110.00	\$44,000	\$400.00	\$325.00
	ATTACHMENT TO STRUCTURE / LF						
	MMG032M	2023Q1	2	20.00	\$1,750	\$87.50	\$94.00
			2	20.00	\$1,750	\$87.50	\$94.00

WEIGHTED AVERAGE ITEM PRICE REPORT
BY REGION, ITEM, AND QUARTER

REGION	ITEM	CALENDAR QUARTER	NUMBER OF OCCUR'S	TOTAL QUANTITY	TOTAL DOLLARS	AVERAGE AWARDED PRICE	AVERAGE OF LOW 3 BIDDERS
C	ATTACHMENT TO STRUCTURE / U						
	MMG033M	2023Q1	1	10.00	\$250	\$25.00	\$13.00
			1	10.00	\$250	\$25.00	\$13.00
	RIPRAP STONE SLOPE PROTECTION / T						
	MMG036M	2022Q4	2	100.00	\$100	\$1.00	\$9.67
			2	100.00	\$100	\$1.00	\$9.67
	SCOOP TUNNEL VISOR / U						
	MMG055M	2023Q1	1	125.00	\$9,375	\$75.00	\$150.00
			1	125.00	\$9,375	\$75.00	\$150.00
	CRANE / MH						
	MMG056M	2023Q1	1	20.00	\$10,000	\$500.00	\$1,493.67
			1	20.00	\$10,000	\$500.00	\$1,493.67
	DISPOSAL OF REGULATED MATERIAL HAZARDOUS / DOLL						
	MMG064M	2022Q4	5	188,000.00	\$188,000	\$1.00	\$1.00
			5	188,000.00	\$188,000	\$1.00	\$1.00
	DREDGED MATERIAL DEWATERING SITE PREP / LS						
	MMG079M	2022Q4	1	1.00	\$112,040	\$112,040	\$578,789
			1	1.00	\$112,040	\$112,040	\$578,789
	DREDG, PROCESSING, TRNSPRT, PLACE UPLAND / CY						
	MMG094M	2022Q3	2	42,539.00	\$6,387,738	\$150.16	\$178.39
			2	42,539.00	\$6,387,738	\$150.16	\$178.39

WEIGHTED AVERAGE ITEM PRICE REPORT
BY REGION, ITEM, AND QUARTER

REGION	ITEM	CALENDAR QUARTER	NUMBER OF OCCUR'S	TOTAL QUANTITY	TOTAL DOLLARS	AVERAGE AWARDED PRICE	AVERAGE OF LOW 3 BIDDERS
C	ADJUSTMENT FACTOR / PCT						
	MMG095M	2023Q2	1	11520000.00	\$9,111,168	\$0.79	\$0.86
			1	11,520,000	\$9,111,168	\$0.79	\$0.86
	LIGHTING CABINET REBUILD / U						
	MMG100M	2023Q1	1	20.00	\$82,800	\$4,140.00	\$7,215.33
			1	20.00	\$82,800	\$4,140.00	\$7,215.33
	LUMINAIRE MOUNTING PLATE / U						
	MMG101M	2023Q1	1	50.00	\$11,750	\$235.00	\$1,321.33
			1	50.00	\$11,750	\$235.00	\$1,321.33
	BOLLARD / U						
	MMI003M	2023Q1	1	4.00	\$1,000	\$250.00	\$300.00
			1	4.00	\$1,000	\$250.00	\$300.00
	CONSTRUCTION LAYOUT / DAY						
	MMR001M	2022Q4	2	40.00	\$40	\$1.00	\$0.67
			2	40.00	\$40	\$1.00	\$0.67
	MOBILIZATION / U						
	MMR004M	2023Q1	1	18.00	\$54,000	\$3,000.00	\$3,000.00
			1	18.00	\$54,000	\$3,000.00	\$3,000.00
	SPECIAL MOBILIZATION / U						
	MMR005M	2023Q1	2	15.00	\$27,500	\$1,833.33	\$1,833.33
			2	15.00	\$27,500	\$1,833.33	\$1,833.33

WEIGHTED AVERAGE ITEM PRICE REPORT
BY REGION, ITEM, AND QUARTER

REGION	ITEM	CALENDAR QUARTER	NUMBER OF OCCUR'S	TOTAL QUANTITY	TOTAL DOLLARS	AVERAGE AWARDED PRICE	AVERAGE OF LOW 3 BIDDERS
C	EMERGENCY MOBILIZATION / U						
	MMR006M	2022Q4	2	6.00	\$60,000	\$10,000.00	\$10,000.00
		2023Q1	2	26.00	\$127,500	\$4,903.85	\$4,903.85
			4	32.00	\$187,500	\$5,859.38	\$5,859.38
	ATTACHMENT TO STRUCTURE, TYPE A / U						
	MMR047M	2023Q1	1	10.00	\$35,000	\$3,500.00	\$2,950.00
			1	10.00	\$35,000	\$3,500.00	\$2,950.00
	ATTACHMENT TO STRUCTURE, TYPE B / U						
	MMR048M	2023Q1	1	10.00	\$1,000	\$100.00	\$225.00
			1	10.00	\$1,000	\$100.00	\$225.00
	BUFFER END PIECES FOR END TREATMENTS / U						
	MMR055M	2023Q1	1	30.00	\$1,500	\$50.00	\$100.00
			1	30.00	\$1,500	\$50.00	\$100.00
	WOODEN POSTS FOR END TREATMENTS / U						
	MMR056M	2023Q1	1	40.00	\$20,000	\$500.00	\$300.00
			1	40.00	\$20,000	\$500.00	\$300.00
	RAIL ELEMENTS FOR END TREATMENTS / U						
	MMR057M	2023Q1	1	110.00	\$187,000	\$1,700.00	\$1,225.00
			1	110.00	\$187,000	\$1,700.00	\$1,225.00
	REFLECTIVE SHEETING FOR END TREATMENTS / SF						
	MMR058M	2023Q1	1	75.00	\$750	\$10.00	\$5.50
			1	75.00	\$750	\$10.00	\$5.50

WEIGHTED AVERAGE ITEM PRICE REPORT
BY REGION, ITEM, AND QUARTER

REGION	ITEM	CALENDAR QUARTER	NUMBER OF OCCUR'S	TOTAL QUANTITY	TOTAL DOLLARS	AVERAGE AWARDED PRICE	AVERAGE OF LOW 3 BIDDERS
C	FLASHING ARROW BOARD, 4' X 8' / DAY						
	MMR060M	2022Q4	2	200.00	\$200	\$1.00	\$0.84
			2	200.00	\$200	\$1.00	\$0.84
	PORTABLE VARIABLE MESSAGE SIGN / DAY						
	MMR061M	2022Q4	2	280.00	\$280	\$1.00	\$200.83
			2	280.00	\$280	\$1.00	\$200.83
	REMOVAL OF LONG LIFE PATTERNED CONTRAST / LF						
	MMR065M	2022Q4	1	5,000.00	\$1,750	\$0.35	\$0.68
			1	5,000.00	\$1,750	\$0.35	\$0.68
	REMOVAL OF TRAFFIC MARKINGS, LINES / LF						
	MMR067M	2022Q4	1	175,000.00	\$94,500	\$0.54	\$0.40
			1	175,000.00	\$94,500	\$0.54	\$0.40
	NON-VEGETATIVE SURFACE, POLYESTER MATTIN / SY						
	MMR073M	2023Q1	1	100.00	\$400	\$4.00	\$2.50
			1	100.00	\$400	\$4.00	\$2.50
	GUIDE RAIL EXTRUDERS / U						
	MMR076M	2023Q1	1	15.00	\$12,000	\$800.00	\$900.00
			1	15.00	\$12,000	\$800.00	\$900.00
	MOBILIZATION OF MILL & HMA PAVING EQUIP. / U						
	MMR077M	2022Q4	2	50.00	\$750,000	\$15,000.00	\$15,000.00
			2	50.00	\$750,000	\$15,000.00	\$15,000.00

WEIGHTED AVERAGE ITEM PRICE REPORT
 BY REGION, ITEM, AND QUARTER

REGION	ITEM	CALENDAR QUARTER	NUMBER OF OCCUR'S	TOTAL QUANTITY	TOTAL DOLLARS	AVERAGE AWARDED PRICE	AVERAGE OF LOW 3 BIDDERS
C	CLEARING SITE / LF						
	MMR080M	2022Q4	1	1,000,000.00	\$10,000	\$0.01	\$0.03
		2023Q1	1	30,000.00	\$7,500	\$0.25	\$0.60
			2	1,030,000.00	\$17,500	\$0.02	\$0.05
	MOBILE RETROREFLECTOMETER SERVICE / LS						
	MMR083M	2022Q4	1	1.00	\$95,000	\$95,000.00	\$90,500.00
			1	1.00	\$95,000	\$95,000.00	\$90,500.00
	MICROMILLING / SY						
	MMR087M	2022Q4	2	2,000.00	\$10,000	\$5.00	\$4.42
			2	2,000.00	\$10,000	\$5.00	\$4.42
	CONCRETE WASHOUT SYSTEM / U						
	MMR091M	2022Q4	4	24.00	\$40,000	\$1,666.67	\$1,666.67
			4	24.00	\$40,000	\$1,666.67	\$1,666.67
	REGRADE BERM / SY						
	MMR096M	2022Q4	2	3,439.00	\$11,564	\$3.36	\$10.22
		2023Q1	1	732.00	\$7	\$0.01	\$8.01
			3	4,171.00	\$11,571	\$2.77	\$9.83
	ASPHALT COLD PATCH / LB						
	MMR115M	2023Q1	1	500.00	\$2,000	\$4.00	\$2.50
			1	500.00	\$2,000	\$4.00	\$2.50

WEIGHTED AVERAGE ITEM PRICE REPORT
BY REGION, ITEM, AND QUARTER

REGION	ITEM	CALENDAR QUARTER	NUMBER OF OCCUR'S	TOTAL QUANTITY	TOTAL DOLLARS	AVERAGE AWARDED PRICE	AVERAGE OF LOW 3 BIDDERS
N	FORCE ACCOUNT / DOLL						
	109006M	2022Q4	5	6,845,000.00	\$6,845,000	\$1.00	\$1.00
		2023Q1	6	660,140.00	\$660,140	\$1.00	\$1.00
		2023Q2	1	80,000.00	\$80,000	\$1.00	\$1.00
			12	7,585,140.00	\$7,585,140	\$1.00	\$1.00

	PERFORMANCE BOND AND PAYMENT BOND / DOLL						
	151006M	2022Q3	3	3.00	\$96,735	\$32,245.00	\$35,108.89
		2022Q4	10	10.00	\$317,574	\$31,757.40	\$43,369.47
		2023Q1	12	15,011.00	\$548,505	\$36.54	\$17,263.33
		2023Q2	11	11.00	\$439,707	\$39,973.36	\$41,264.38
			36	15,035.00	\$1,402,521	\$93.28	\$17,301.81

	RAILROAD PROTECTIVE LIABILITY INSURANCE / DOLL						
	152012P	2022Q4	1	1.00	\$5,000	\$5,000.00	\$5,833.33
		2023Q1	5	15,004.00	\$43,564	\$2.90	\$3.59
		2023Q2	1	1.00	\$2,500	\$2,500.00	\$2,343.17
			7	15,006.00	\$51,064	\$3.40	\$4.14

	POLLUTION LIABILITY INSURANCE / DOLL						
	152015P	2022Q3	3	3.00	\$27,800	\$9,266.67	\$9,400.17
		2022Q4	10	10.00	\$135,738	\$13,573.80	\$7,108.40
		2023Q1	10	10.00	\$86,758	\$8,675.81	\$10,001.73
		2023Q2	11	11.00	\$172,286	\$15,662.41	\$10,813.78
			34	34.00	\$422,583	\$12,428.90	\$9,360.39

	PROGRESS SCHEDULE / LS						
	153003P	2022Q3	3	3.00	\$25,200	\$8,400.00	\$6,596.89
		2022Q4	5	5.00	\$57,975	\$11,595.00	\$10,069.54

(item continued)

WEIGHTED AVERAGE ITEM PRICE REPORT
BY REGION, ITEM, AND QUARTER

REGION	ITEM	CALENDAR QUARTER	NUMBER OF OCCUR'S	TOTAL QUANTITY	TOTAL DOLLARS	AVERAGE AWARDED PRICE	AVERAGE OF LOW 3 BIDDERS
N	PROGRESS SCHEDULE / LS						
	153003P	2023Q1	3	3.00	\$49,489	\$16,496.33	\$11,787.11
		2023Q2	9	9.00	\$129,535	\$14,392.78	\$13,092.83
			20	20.00	\$262,199	\$13,109.95	\$11,166.76
	PROGRESS SCHEDULE UPDATE / U						
	153005M	2022Q3	3	36.00	\$19,520	\$542.22	\$504.50
		2022Q4	5	45.00	\$123,470	\$2,743.78	\$1,238.08
		2023Q1	3	26.00	\$37,458	\$1,440.69	\$815.38
		2023Q2	9	73.00	\$88,420	\$1,211.23	\$953.73
			20	180.00	\$268,868	\$1,493.71	\$914.99
	BAR CHART PROGRESS SCHEDULE AND UPDATES / LS						
	153009P	2023Q1	3	3.00	\$12,045	\$4,015.00	\$3,441.11
		2023Q2	1	1.00	\$1,000	\$1,000.00	\$2,900.00
			4	4.00	\$13,045	\$3,261.25	\$3,305.83
	TRAINEES / HOUR						
	153011M	2022Q3	3	4,640.00	\$5,340	\$1.15	\$8.97
		2022Q4	4	7,610.00	\$1,413	\$0.19	\$1.37
		2023Q1	2	6,100.00	\$33,320	\$5.46	\$4.44
		2023Q2	3	9,010.00	\$55,720	\$6.18	\$2.20
			12	27,360.00	\$95,792	\$3.50	\$3.61
	MOBILIZATION / LS						
	154003P	2022Q3	3	3.00	\$1,816,725	\$605,575	\$925,531
		2022Q4	5	5.00	\$2,366,215	\$473,243	\$570,656
		2023Q1	11	11.00	\$5,530,683	\$502,789	\$757,007
		2023Q2	10	10.00	\$8,644,753	\$864,475	\$1,043,594
			29	29.00	\$18,358,376	\$633,047	\$841,134

WEIGHTED AVERAGE ITEM PRICE REPORT
BY REGION, ITEM, AND QUARTER

REGION	ITEM	CALENDAR QUARTER	NUMBER OF OCCUR'S	TOTAL QUANTITY	TOTAL DOLLARS	AVERAGE AWARDED PRICE	AVERAGE OF LOW 3 BIDDERS
N	FIELD OFFICE TYPE B SET UP / U						
	155006M	2023Q1	3	3.00	\$89,870	\$29,956.67	\$30,183.89
		2023Q2	1	1.00	\$39,268	\$39,268.11	\$31,422.70
			4	4.00	\$129,138	\$32,284.53	\$30,493.59
	FIELD OFFICE TYPE D SET UP / U						
	155012M	2022Q3	1	1.00	\$55,000	\$55,000.00	\$39,482.37
		2023Q2	1	1.00	\$23,220	\$23,220.00	\$19,573.33
			2	2.00	\$78,220	\$39,110.00	\$29,527.85
	FIELD OFFICE TYPE E SET UP / U						
	155015M	2022Q3	2	2.00	\$59,100	\$29,550.00	\$23,350.00
		2022Q4	4	4.00	\$135,000	\$33,750.00	\$36,540.00
		2023Q1	2	2.00	\$46,500	\$23,250.00	\$36,550.00
		2023Q2	7	7.00	\$251,900	\$35,985.71	\$38,219.44
			15	15.00	\$492,500	\$32,833.33	\$35,566.40
	FIELD OFFICE TYPE F SET UP / U						
	155018M	2022Q4	1	1.00	\$9,750	\$9,750.00	\$28,616.67
		2023Q1	3	3.00	\$123,402	\$41,134.00	\$32,044.67
		2023Q2	1	1.00	\$10,000	\$10,000.00	\$28,663.33
			5	5.00	\$143,152	\$28,630.40	\$30,682.80
	FIELD OFFICE TYPE B MAINTENANCE / MO						
	155024M	2023Q1	3	40.00	\$146,080	\$3,652.00	\$4,050.83
		2023Q2	1	18.00	\$84,320	\$4,684.46	\$4,928.15
			4	58.00	\$230,400	\$3,972.42	\$4,323.11

WEIGHTED AVERAGE ITEM PRICE REPORT
BY REGION, ITEM, AND QUARTER

REGION	ITEM	CALENDAR QUARTER	NUMBER OF OCCUR'S	TOTAL QUANTITY	TOTAL DOLLARS	AVERAGE AWARDED PRICE	AVERAGE OF LOW 3 BIDDERS
N	FIELD OFFICE TYPE D MAINTENANCE / MO						
	155030M	2022Q3	1	35.00	\$140,000	\$4,000.00	\$4,531.85
		2023Q2	1	16.00	\$63,360	\$3,960.00	\$4,153.33
			2	51.00	\$203,360	\$3,987.45	\$4,413.10
	FIELD OFFICE TYPE E MAINTENANCE / MO						
	155033M	2022Q3	2	42.00	\$178,350	\$4,246.43	\$3,655.16
		2022Q4	4	78.00	\$331,500	\$4,250.00	\$3,943.28
		2023Q1	2	24.00	\$103,650	\$4,318.75	\$3,841.25
		2023Q2	7	140.00	\$620,055	\$4,428.96	\$3,983.86
			15	284.00	\$1,233,555	\$4,343.50	\$3,912.05
	FIELD OFFICE TYPE F MAINTENANCE / MO						
	155036M	2022Q4	1	12.00	\$42,000	\$3,500.00	\$4,566.67
		2023Q1	3	57.00	\$227,625	\$3,993.42	\$3,893.64
		2023Q2	1	13.00	\$65,000	\$5,000.00	\$4,573.33
			5	82.00	\$334,625	\$4,080.79	\$4,099.89
	MATERIALS FIELD LABORATORY SET-UP / U						
	156003M	2023Q2	1	1.00	\$20,000	\$20,000.00	\$36,666.67
			1	1.00	\$20,000	\$20,000.00	\$36,666.67
	MATERIALS FIELD LABORATORY MAINTENANCE / MO						
	156006M	2023Q2	1	40.00	\$60,000	\$1,500.00	\$3,283.33
			1	40.00	\$60,000	\$1,500.00	\$3,283.33
	NUCLEAR DENSITY GAUGE / U						
	156015M	2022Q4	1	1.00	\$5,000	\$5,000.00	\$7,000.00

(item continued)

WEIGHTED AVERAGE ITEM PRICE REPORT
BY REGION, ITEM, AND QUARTER

REGION	ITEM	CALENDAR QUARTER	NUMBER OF OCCUR'S	TOTAL QUANTITY	TOTAL DOLLARS	AVERAGE AWARDED PRICE	AVERAGE OF LOW 3 BIDDERS
N	NUCLEAR DENSITY GAUGE / U						
	156015M	2023Q2	2	2.00	\$12,500	\$6,250.00	\$13,216.67
			3	3.00	\$17,500	\$5,833.33	\$11,144.44

	CONCRETE COMPRESSION TESTING EQUIPMENT / U						
	156021M	2023Q2	1	1.00	\$4,000	\$4,000.00	\$9,000.00
			1	1.00	\$4,000	\$4,000.00	\$9,000.00

	CONSTRUCTION LAYOUT / DOLL						
	157004M	2022Q3	3	3.00	\$465,000	\$155,000	\$151,685
		2022Q4	5	5.00	\$107,000	\$21,400.00	\$39,029.17
		2023Q1	7	7.00	\$213,228	\$30,461.14	\$64,014.88
		2023Q2	9	9.00	\$488,400	\$54,266.67	\$55,762.89
			24	24.00	\$1,273,628	\$53,067.83	\$66,673.84

	MONUMENT / U						
	157006M	2022Q3	1	3.00	\$2,100	\$700.00	\$926.03
		2023Q2	1	9.00	\$4,950	\$550.00	\$976.59
			2	12.00	\$7,050	\$587.50	\$963.95

	CAUTION FENCE / LF						
	158003M	2022Q4	1	2,865.00	\$125,802	\$43.91	\$43.91
			1	2,865.00	\$125,802	\$43.91	\$43.91

	SILT FENCE / LF						
	158006M	2022Q4	3	788.00	\$4,444	\$5.64	\$2.99
		2023Q1	3	1,400.00	\$15,166	\$10.83	\$3.65

(item continued)

WEIGHTED AVERAGE ITEM PRICE REPORT
BY REGION, ITEM, AND QUARTER

REGION	ITEM	CALENDAR QUARTER	NUMBER OF OCCUR'S	TOTAL QUANTITY	TOTAL DOLLARS	AVERAGE AWARDED PRICE	AVERAGE OF LOW 3 BIDDERS
N	SILT FENCE / LF						
	158006M	2023Q2	3	5,700.00	\$43,017	\$7.55	\$6.16
			9	7,888.00	\$62,627	\$7.94	\$5.40

	HEAVY DUTY SILT FENCE, ORANGE / LF						
	158009M	2022Q3	3	2,966.00	\$14,606	\$4.92	\$7.82
		2022Q4	1	3,493.00	\$17,465	\$5.00	\$8.75
		2023Q1	1	400.00	\$19,956	\$49.89	\$49.89
		2023Q2	3	4,736.00	\$16,857	\$3.56	\$4.63
			8	11,595.00	\$68,883	\$5.94	\$8.25

	HEAVY DUTY SILT FENCE, BLACK / LF						
	158012M	2022Q3	1	7,480.00	\$57,970	\$7.75	\$7.55
		2023Q1	2	1,132.00	\$25,584	\$22.60	\$13.87
		2023Q2	5	31,292.00	\$304,041	\$9.72	\$6.48
			8	39,904.00	\$387,595	\$9.71	\$6.89

	HAYBALE / U						
	158015M	2022Q3	2	50.00	\$1,625	\$32.50	\$44.42
		2023Q2	1	20.00	\$0	\$0.01	\$36.67
			3	70.00	\$1,625	\$23.22	\$42.20

	INLET FILTER TYPE 2, 2' X 4' / U						
	158030M	2022Q3	1	75.00	\$15,000	\$200.00	\$99.52
		2022Q4	4	499.00	\$48,680	\$97.55	\$68.26
		2023Q1	4	504.00	\$18,610	\$36.92	\$16.63
		2023Q2	7	810.00	\$36,255	\$44.76	\$50.53
			16	1,888.00	\$118,545	\$62.79	\$48.11

WEIGHTED AVERAGE ITEM PRICE REPORT
BY REGION, ITEM, AND QUARTER

REGION	ITEM	CALENDAR QUARTER	NUMBER OF OCCUR'S	TOTAL QUANTITY	TOTAL DOLLARS	AVERAGE AWARDED PRICE	AVERAGE OF LOW 3 BIDDERS
N	INLET FILTER TYPE 2, 4' X 4' / U						
	158033M	2022Q3	2	28.00	\$6,760	\$241.43	\$182.67
		2022Q4	4	223.00	\$12,189	\$54.66	\$54.57
		2023Q1	5	129.00	\$28,514	\$221.04	\$133.80
		2023Q2	8	441.00	\$28,988	\$65.73	\$102.32
			19	821.00	\$76,450	\$93.12	\$97.04

	TEMPORARY INLET SEDIMENT TRAP / U						
	158036M	2022Q4	1	20.00	\$22,975	\$1,148.75	\$1,148.75
			1	20.00	\$22,975	\$1,148.75	\$1,148.75

	SEDIMENT CONTROL BAG / SF						
	158054M	2023Q1	1	50.00	\$4,550	\$91.00	\$43.67
		2023Q2	1	50.00	\$578	\$11.55	\$13.92
			2	100.00	\$5,128	\$51.28	\$28.79

	CONSTRUCTION DRIVEWAY / T						
	158060M	2022Q4	1	525.00	\$36,750	\$70.00	\$86.67
		2023Q1	1	92.00	\$2,668	\$29.00	\$71.33
		2023Q2	2	106.00	\$5,300	\$50.00	\$39.40
			4	723.00	\$44,718	\$61.85	\$77.79

	CONCRETE WASHOUT SYSTEM / LS						
	158063P	2022Q3	2	2.00	\$22,500	\$11,250.00	\$7,157.34
		2022Q4	5	5.00	\$11,501	\$2,300.20	\$4,516.82
		2023Q1	6	6.00	\$17,054	\$2,842.33	\$3,348.18
		2023Q2	6	6.00	\$19,976	\$3,329.33	\$7,122.07
			19	19.00	\$71,031	\$3,738.47	\$5,248.43

WEIGHTED AVERAGE ITEM PRICE REPORT
BY REGION, ITEM, AND QUARTER

REGION	ITEM	CALENDAR QUARTER	NUMBER OF OCCUR'S	TOTAL QUANTITY	TOTAL DOLLARS	AVERAGE AWARDED PRICE	AVERAGE OF LOW 3 BIDDERS
N	NOISE CONTROL / LS						
	158065P	2023Q1	1	1.00	\$485,844	\$485,844	\$189,948
			1	1.00	\$485,844	\$485,844	\$189,948

	OIL-WATER SEPARATOR / U						
	158069M	2023Q2	1	1.00	\$500	\$500.00	\$2,355.00
			1	1.00	\$500	\$500.00	\$2,355.00

	OIL ONLY EMERGENCY SPILL KIT, TYPE 1 / U						
	158072M	2022Q3	3	8.00	\$4,604	\$575.50	\$699.99
		2022Q4	4	7.00	\$5,200	\$742.86	\$764.29
		2023Q1	10	18.00	\$9,699	\$538.83	\$368.05
		2023Q2	9	16.00	\$15,509	\$969.31	\$637.33
			26	49.00	\$35,012	\$714.53	\$566.78

	OIL ONLY EMERGENCY SPILL KIT, TYPE 2 / U						
	158075M	2022Q4	1	2.00	\$500	\$250.00	\$233.33
		2023Q2	1	2.00	\$2	\$1.00	\$417.00
			2	4.00	\$502	\$125.50	\$325.17

	EROSION CONTROL SEDIMENT REMOVAL / CY						
	158084M	2022Q3	2	250.00	\$450	\$1.80	\$16.60
		2022Q4	3	172.00	\$202	\$1.17	\$1.60
		2023Q1	2	63.00	\$10,330	\$163.97	\$73.32
		2023Q2	5	2,133.00	\$1,298	\$0.61	\$7.21
			12	2,618.00	\$12,279	\$4.69	\$9.33

	BREAKAWAY BARRICADE / U						
	159003M	2022Q3	3	180.00	\$16,750	\$93.06	\$66.11

(item continued)

WEIGHTED AVERAGE ITEM PRICE REPORT
BY REGION, ITEM, AND QUARTER

REGION	ITEM	CALENDAR QUARTER	NUMBER OF OCCUR'S	TOTAL QUANTITY	TOTAL DOLLARS	AVERAGE AWARDED PRICE	AVERAGE OF LOW 3 BIDDERS
N	BREAKAWAY BARRICADE / U						
	159003M	2022Q4	4	650.00	\$601	\$0.92	\$11.98
		2023Q1	10	1,309.00	\$7,964	\$6.08	\$5.19
		2023Q2	10	1,190.00	\$14,363	\$12.07	\$30.19
			27	3,329.00	\$39,677	\$11.92	\$18.75
	DRUM / U						
	159006M	2022Q3	3	535.00	\$31,450	\$58.79	\$39.05
		2022Q4	5	1,100.00	\$11,953	\$10.87	\$12.64
		2023Q1	10	1,528.00	\$23,852	\$15.61	\$6.65
		2023Q2	9	3,110.00	\$9,809	\$3.15	\$17.20
			27	6,273.00	\$77,064	\$12.28	\$15.69
	TRAFFIC CONE / U						
	159009M	2022Q3	3	2,060.00	\$13,560	\$6.58	\$4.19
		2022Q4	5	2,800.00	\$57,504	\$20.54	\$16.72
		2023Q1	10	13,800.00	\$33,653	\$2.44	\$1.80
		2023Q2	10	8,850.00	\$118,056	\$13.34	\$11.17
			28	27,510.00	\$222,773	\$8.10	\$6.51
	CONSTRUCTION SIGNS / SF						
	159012M	2022Q3	3	5,038.00	\$67,517	\$13.40	\$17.98
		2022Q4	5	8,005.00	\$138,790	\$17.34	\$15.74
		2023Q1	10	22,421.00	\$78,442	\$3.50	\$4.43
		2023Q2	10	23,753.00	\$488,896	\$20.58	\$18.20
			28	59,217.00	\$773,644	\$13.06	\$12.63
	CONSTRUCTION IDENTIFICATION SIGN, 4' X 8 / U						
	159015M	2022Q3	2	4.00	\$3,650	\$912.50	\$931.67

(item continued)

WEIGHTED AVERAGE ITEM PRICE REPORT
BY REGION, ITEM, AND QUARTER

REGION	ITEM	CALENDAR QUARTER	NUMBER OF OCCUR'S	TOTAL QUANTITY	TOTAL DOLLARS	AVERAGE AWARDED PRICE	AVERAGE OF LOW 3 BIDDERS
N	CONSTRUCTION IDENTIFICATION SIGN, 4' X 8' / U						
	159015M	2022Q4	3	6.00	\$7,142	\$1,190.33	\$1,085.28
		2023Q1	1	2.00	\$3,000	\$1,500.00	\$1,500.00
		2023Q2	5	10.00	\$16,270	\$1,627.00	\$2,096.11
			11	22.00	\$30,062	\$1,366.45	\$1,554.52
	CONSTRUCTION IDENTIFICATION SIGN, 6' X 1' / U						
	159018M	2022Q4	1	2.00	\$3,150	\$1,575.00	\$1,150.00
		2023Q1	2	6.00	\$31,356	\$5,226.00	\$2,644.22
		2023Q2	1	2.00	\$4,000	\$2,000.00	\$1,565.00
			4	10.00	\$38,506	\$3,850.60	\$2,129.53
	CONSTRUCTION BARRIER CURB / LF						
	159021P	2022Q3	1	1,520.00	\$205,200	\$135.00	\$130.67
		2023Q1	1	4,940.00	\$666,900	\$135.00	\$86.67
		2023Q2	3	5,540.00	\$544,993	\$98.37	\$138.83
			5	12,000.00	\$1,417,093	\$118.09	\$116.32
	ARROW BOARD, 2' X 4' / U						
	159024M	2023Q1	1	4.00	\$5,200	\$1,300.00	\$600.00
			1	4.00	\$5,200	\$1,300.00	\$600.00
	ARROW BOARD, 4' X 8' / U						
	159027M	2022Q3	3	8.00	\$16,900	\$2,112.50	\$2,733.42
		2022Q4	5	18.00	\$8,009	\$444.95	\$1,077.20
		2023Q1	10	48.00	\$21,812	\$454.42	\$571.24
		2023Q2	10	38.00	\$49,021	\$1,290.03	\$1,357.65
			28	112.00	\$95,742	\$854.84	\$1,073.81

WEIGHTED AVERAGE ITEM PRICE REPORT
BY REGION, ITEM, AND QUARTER

REGION	ITEM	CALENDAR QUARTER	NUMBER OF OCCUR'S	TOTAL QUANTITY	TOTAL DOLLARS	AVERAGE AWARDED PRICE	AVERAGE OF LOW 3 BIDDERS
N	PORTABLE VARIABLE MESSAGE SIGN W/REMOTE / U						
	159029M	2023Q1	2	8.00	\$2,004	\$250.50	\$2,500.33
			2	8.00	\$2,004	\$250.50	\$2,500.33
	PORTABLE VARIABLE MESSAGE SIGN / U						
	159030M	2022Q3	3	12.00	\$33,500	\$2,791.67	\$10,166.78
		2022Q4	5	23.00	\$72,605	\$3,156.74	\$4,080.51
		2023Q1	6	26.00	\$63,130	\$2,428.08	\$2,754.05
		2023Q2	10	34.00	\$250,300	\$7,361.77	\$6,865.27
			24	95.00	\$419,535	\$4,416.16	\$5,482.92
	PORTABLE TRAILER MOUNTED CCTV CAMERA ASS / U						
	159032M	2022Q3	1	1.00	\$22,500	\$22,500.00	\$17,833.33
			1	1.00	\$22,500	\$22,500.00	\$17,833.33
	TEMPORARY CRASH CUSHION, INERTIAL BARRIE / U						
	159042M	2023Q1	1	1.00	\$3,701	\$3,701.00	\$4,400.33
			1	1.00	\$3,701	\$3,701.00	\$4,400.33
	TEMPORARY CRASH CUSHION, INERTIAL BARRIE / U						
	159045M	2023Q2	1	1.00	\$10,100	\$10,100.00	\$7,800.00
			1	1.00	\$10,100	\$10,100.00	\$7,800.00
	TEMPORARY CRASH CUSHION, INERTIAL BARRIE / U						
	159048M	2022Q3	1	2.00	\$21,000	\$10,500.00	\$10,333.33
			1	2.00	\$21,000	\$10,500.00	\$10,333.33

WEIGHTED AVERAGE ITEM PRICE REPORT
BY REGION, ITEM, AND QUARTER

REGION	ITEM	CALENDAR QUARTER	NUMBER OF OCCUR'S	TOTAL QUANTITY	TOTAL DOLLARS	AVERAGE AWARDED PRICE	AVERAGE OF LOW 3 BIDDERS
N	TEMPORARY CRASH CUSHION, INERTIAL BARRIE / U						
	159054M	2022Q3	1	1.00	\$8,000	\$8,000.00	\$8,166.67
			1	1.00	\$8,000	\$8,000.00	\$8,166.67
	TEMPORARY CRASH CUSHION, INERTIAL BARRIE / U						
	159057M	2023Q2	1	3.00	\$13,932	\$4,644.00	\$3,991.03
			1	3.00	\$13,932	\$4,644.00	\$3,991.03
	TEMP CRASH CUSHION, INERTIAL, 18 MODULES / U						
	159059M	2023Q1	1	1.00	\$6,130	\$6,130.00	\$7,876.67
			1	1.00	\$6,130	\$6,130.00	\$7,876.67
	TEMPORARY CRASH CUSHION, INERTIAL BARRIE / U						
	159060M	2023Q1	1	1.00	\$5,870	\$5,870.00	\$6,456.67
			1	1.00	\$5,870	\$5,870.00	\$6,456.67
	TRAFFIC CONTROL TRUCK WITH MOUNTED CRASH / U						
	159108M	2022Q3	3	9.00	\$105,500	\$11,722.22	\$22,444.52
		2022Q4	5	19.00	\$15,404	\$810.74	\$6,309.43
		2023Q1	10	46.00	\$195,212	\$4,243.74	\$4,014.45
		2023Q2	9	33.00	\$443,012	\$13,424.61	\$12,435.50
			27	107.00	\$759,128	\$7,094.66	\$8,569.31
	REMOVABLE BLACK LINE MASKING TAPE, 6" / LF						
	159114M	2022Q4	1	500.00	\$2,600	\$5.20	\$3.68
			1	500.00	\$2,600	\$5.20	\$3.68

WEIGHTED AVERAGE ITEM PRICE REPORT
BY REGION, ITEM, AND QUARTER

REGION	ITEM	CALENDAR QUARTER	NUMBER OF OCCUR'S	TOTAL QUANTITY	TOTAL DOLLARS	AVERAGE AWARDED PRICE	AVERAGE OF LOW 3 BIDDERS
N	REMOVABLE BLACK LINE MASKING TAPE, 8" / LF						
	159117M	2023Q1	1	2,750.00	\$13,750	\$5.00	\$3.50
			1	2,750.00	\$13,750	\$5.00	\$3.50
	TEMPORARY PAVEMENT MARKING TAPE, 4" / LF						
	159120M	2022Q4	1	500.00	\$2,125	\$4.25	\$3.53
			1	500.00	\$2,125	\$4.25	\$3.53
	TEMPORARY PAVEMENT MARKING TAPE, 6" / LF						
	159123M	2023Q1	1	159,000.00	\$477,000	\$3.00	\$1.73
			1	159,000.00	\$477,000	\$3.00	\$1.73
	HMA PATCH / T						
	159138M	2022Q3	3	272.00	\$58,772	\$216.07	\$171.76
		2022Q4	4	547.00	\$35,950	\$65.72	\$31.02
		2023Q1	8	680.00	\$218,500	\$321.32	\$308.50
		2023Q2	8	516.00	\$165,220	\$320.19	\$335.13
			23	2,015.00	\$478,442	\$237.44	\$221.54
	TRAFFIC DIRECTOR, FLAGGER / HOUR						
	159141M	2022Q3	2	600.00	\$53,500	\$89.17	\$109.93
		2022Q4	3	3,348.00	\$390,008	\$116.49	\$123.71
		2023Q1	10	8,679.00	\$534,327	\$61.57	\$66.82
		2023Q2	7	4,740.00	\$562,450	\$118.66	\$142.58
			22	17,367.00	\$1,540,285	\$88.69	\$99.95
	EMERGENCY TOWING SERVICE / U						
	159144M	2022Q4	1	1.00	\$0	\$0.01	\$400.34

(item continued)

WEIGHTED AVERAGE ITEM PRICE REPORT
BY REGION, ITEM, AND QUARTER

REGION	ITEM	CALENDAR QUARTER	NUMBER OF OCCUR'S	TOTAL QUANTITY	TOTAL DOLLARS	AVERAGE AWARDED PRICE	AVERAGE OF LOW 3 BIDDERS
N	EMERGENCY TOWING SERVICE / U						
	159144M	2023Q1	7	865.00	\$103,621	\$119.79	\$63.96
		2023Q2	2	14.00	\$2,800	\$200.00	\$200.00
			10	880.00	\$106,421	\$120.93	\$66.51

	SNOW REMOVAL / LS						
	159190M	2022Q3	1	1.00	\$2,500	\$2,500.00	\$7,833.33
		2023Q1	1	1.00	\$61,508	\$61,508.00	\$20,669.34
			2	2.00	\$64,008	\$32,004.00	\$14,251.34

	SNOW PLOWING AND SPREADING / HOUR						
	159191P	2023Q1	1	160.00	\$56,000	\$350.00	\$193.33
			1	160.00	\$56,000	\$350.00	\$193.33

	TEMP CRASH CUSH, COMP BAR, TYPE 2, NARR / U						
	159200M	2022Q3	1	3.00	\$45,000	\$15,000.00	\$8,700.00
		2023Q1	1	3.00	\$113,940	\$37,980.00	\$19,993.33
		2023Q2	2	5.00	\$30,500	\$6,100.00	\$9,446.93
			4	11.00	\$189,440	\$17,221.82	\$12,119.52

	TEMP CRASH CUSH, COMP, TYPE 3, NARROW / U						
	159212M	2023Q1	1	1.00	\$43,151	\$43,151.00	\$22,050.33
		2023Q2	2	14.00	\$159,550	\$11,396.43	\$9,932.92
			3	15.00	\$202,701	\$13,513.40	\$10,740.74

	CONSTRUCTION ID SIGN, IIJA 6' X 4' / U						
	159260M	2023Q1	1	2.00	\$2,330	\$1,165.00	\$1,105.00

(item continued)

WEIGHTED AVERAGE ITEM PRICE REPORT
BY REGION, ITEM, AND QUARTER

REGION	ITEM	CALENDAR QUARTER	NUMBER OF OCCUR'S	TOTAL QUANTITY	TOTAL DOLLARS	AVERAGE AWARDED PRICE	AVERAGE OF LOW 3 BIDDERS
N	CONSTRUCTION ID SIGN, IIJA 6' X 4' / U						
	159260M	2023Q2	2	4.00	\$7,250	\$1,812.50	\$2,770.68
			3	6.00	\$9,580	\$1,596.67	\$2,215.45
	CONSTRUCTION ID SIGN, IIJA 8' X 5' / U						
	159262M	2023Q2	4	8.00	\$9,540	\$1,192.50	\$1,552.99
			4	8.00	\$9,540	\$1,192.50	\$1,552.99
	TRAFFIC STRIPES, LATEX, 4" / LF						
	159300M	2022Q3	1	31,300.00	\$8,451	\$0.27	\$0.29
		2022Q4	3	835,737.00	\$223,634	\$0.27	\$0.24
		2023Q1	9	1,391,045.00	\$394,010	\$0.28	\$0.33
		2023Q2	5	526,937.00	\$216,695	\$0.41	\$0.62
			18	2,785,019.00	\$842,789	\$0.30	\$0.36
	TRAFFIC STRIPES, LATEX, 6" / LF						
	159301M	2022Q3	1	190,800.00	\$59,148	\$0.31	\$0.33
		2022Q4	1	308,000.00	\$144,760	\$0.47	\$0.43
		2023Q1	3	79,000.00	\$23,875	\$0.30	\$0.28
		2023Q2	3	1,152,665.00	\$312,541	\$0.27	\$0.26
			8	1,730,465.00	\$540,324	\$0.31	\$0.30
	TRAFFIC STRIPES, LATEX, 8" / LF						
	159302M	2022Q3	2	5,500.00	\$855	\$0.16	\$0.21
		2022Q4	2	24,970.00	\$1,089	\$0.04	\$0.05
		2023Q1	5	53,532.00	\$535	\$0.01	\$0.01
		2023Q2	2	19,780.00	\$9,288	\$0.47	\$0.34
			11	103,782.00	\$11,767	\$0.11	\$0.09

WEIGHTED AVERAGE ITEM PRICE REPORT
BY REGION, ITEM, AND QUARTER

REGION	ITEM	CALENDAR QUARTER	NUMBER OF OCCUR'S	TOTAL QUANTITY	TOTAL DOLLARS	AVERAGE AWARDED PRICE	AVERAGE OF LOW 3 BIDDERS
N	TRAFFIC MARKINGS LINES, LATEX, 4" / LF						
	159310M	2023Q1	2	1,000.00	\$1,050	\$1.05	\$0.70
			2	1,000.00	\$1,050	\$1.05	\$0.70
	TRAFFIC MARKINGS LINES, LATEX, 8" / LF						
	159312M	2022Q3	1	10,200.00	\$102	\$0.01	\$0.09
		2022Q4	3	71,944.00	\$2,575	\$0.04	\$0.02
		2023Q1	7	26,782.00	\$5,168	\$0.19	\$0.15
		2023Q2	5	78,303.00	\$6,280	\$0.08	\$0.04
			16	187,229.00	\$14,125	\$0.08	\$0.05
	TRAFFIC MARKINGS LINES, LATEX, 12" / LF						
	159313M	2023Q1	1	400.00	\$252	\$0.63	\$0.63
			1	400.00	\$252	\$0.63	\$0.63
	TRAFFIC MARKINGS LINES, LATEX, 24" / LF						
	159314M	2022Q3	2	4,500.00	\$2,007	\$0.45	\$0.75
		2022Q4	4	28,067.00	\$2,123	\$0.08	\$0.06
		2023Q1	7	28,865.00	\$18,785	\$0.65	\$0.50
		2023Q2	6	49,266.00	\$26,613	\$0.54	\$0.42
			19	110,698.00	\$49,528	\$0.45	\$0.36
	TRAFFIC MARKINGS SYMBOLS, LATEX / SF						
	159320M	2022Q3	2	3,740.00	\$5,323	\$1.42	\$1.40
		2022Q4	2	13,980.00	\$1,457	\$0.10	\$0.07
		2023Q1	7	13,264.00	\$12,253	\$0.92	\$0.65
		2023Q2	3	16,070.00	\$19,010	\$1.18	\$1.97
			14	47,054.00	\$38,043	\$0.81	\$0.99

WEIGHTED AVERAGE ITEM PRICE REPORT
BY REGION, ITEM, AND QUARTER

REGION	ITEM	CALENDAR QUARTER	NUMBER OF OCCUR'S	TOTAL QUANTITY	TOTAL DOLLARS	AVERAGE AWARDED PRICE	AVERAGE OF LOW 3 BIDDERS
N	FUEL PRICE ADJUSTMENT / DOLL						
	160004M	2022Q3	3	3.00	\$30,400	\$10,133.33	\$10,133.33
		2022Q4	5	5.00	\$45,500	\$9,100.00	\$10,566.67
		2023Q1	7	189,403.00	\$204,600	\$1.08	\$1.08
		2023Q2	10	10,009.00	\$126,300	\$12.62	\$12.59
			25	199,420.00	\$406,800	\$2.04	\$2.07
	ASPHALT PRICE ADJUSTMENT / DOLL						
	160007M	2022Q3	3	3.00	\$70,100	\$23,366.67	\$23,366.67
		2022Q4	4	4.00	\$141,000	\$35,250.00	\$35,250.00
		2023Q1	6	695,103.00	\$732,400	\$1.05	\$1.05
		2023Q2	9	9.00	\$238,400	\$26,488.89	\$31,477.25
			22	695,119.00	\$1,181,900	\$1.70	\$1.76
	STEEL PRICE ADJUSTMENT / DOLL						
	160009M	2023Q1	1	1.00	\$50,000	\$50,000.00	\$50,000.00
		2023Q2	3	3.00	\$54,410	\$18,136.67	\$18,136.67
			4	4.00	\$104,410	\$26,102.50	\$26,102.50
	FINAL CLEANUP / LS						
	161003P	2022Q3	3	3.00	\$9,500	\$3,166.67	\$11,866.63
		2022Q4	5	5.00	\$89,000	\$17,800.00	\$8,816.83
		2023Q1	6	6.00	\$68,031	\$11,338.50	\$6,918.17
		2023Q2	10	10.00	\$145,001	\$14,500.10	\$11,372.16
			24	24.00	\$311,532	\$12,980.50	\$9,788.11
	VIBRATION MONITORING / LS						
	162006P	2022Q3	1	1.00	\$50,000	\$50,000.00	\$42,666.67
			1	1.00	\$50,000	\$50,000.00	\$42,666.67

WEIGHTED AVERAGE ITEM PRICE REPORT
BY REGION, ITEM, AND QUARTER

REGION	ITEM	CALENDAR QUARTER	NUMBER OF OCCUR'S	TOTAL QUANTITY	TOTAL DOLLARS	AVERAGE AWARDED PRICE	AVERAGE OF LOW 3 BIDDERS
N	CLEARING SITE / LS						
	201003P	2022Q3	3	3.00	\$203,000	\$67,666.67	\$70,722.22
		2022Q4	5	5.00	\$156,000	\$31,200.00	\$34,441.67
		2023Q1	8	8.00	\$271,876	\$33,984.50	\$62,280.55
		2023Q2	10	10.00	\$933,490	\$93,349.00	\$87,251.04
			26	26.00	\$1,564,366	\$60,167.92	\$67,504.99
	CLEARING SITE, BRIDGE () / LS						
	201006P	2022Q3	1	1.00	\$500,000	\$500,000	\$563,245
		2023Q1	1	1.00	\$1,900,000	\$1,900,000	\$2,928,000
		2023Q2	2	2.00	\$45,188	\$22,594.00	\$11,543.20
			4	4.00	\$2,445,188	\$611,297	\$878,583
	CLEARING SITE, STRUCTURE () / LS						
	201009P	2022Q4	1	1.00	\$6,000	\$6,000.00	\$16,686.67
		2023Q1	1	1.00	\$243,073	\$243,073	\$154,358
		2023Q2	2	2.00	\$40,425	\$20,212.50	\$14,066.91
			4	4.00	\$289,498	\$72,374.50	\$49,794.54
	ASBESTOS REMOVAL, BRIDGE NO. / LS						
	201037P	2023Q1	1	1.00	\$15,672	\$15,672.00	\$21,890.67
			1	1.00	\$15,672	\$15,672.00	\$21,890.67
	TEMPORARY SHIELDING / LS						
	201039P	2022Q4	10	10.00	\$0	\$0.01	\$93.67
		2023Q1	1	1.00	\$1,377,758	\$1,377,758	\$3,051,981
		2023Q2	1	1.00	\$0	\$0.01	\$6,414.05
			12	12.00	\$1,377,758	\$114,813	\$254,944

WEIGHTED AVERAGE ITEM PRICE REPORT
BY REGION, ITEM, AND QUARTER

REGION	ITEM	CALENDAR QUARTER	NUMBER OF OCCUR'S	TOTAL QUANTITY	TOTAL DOLLARS	AVERAGE AWARDED PRICE	AVERAGE OF LOW 3 BIDDERS
N	STRIPPING / ACRE						
	202003P	2022Q3	2	2.00	\$27,000	\$13,500.00	\$12,111.21
		2023Q2	1	2.00	\$3,000	\$1,500.00	\$3,866.67
			3	4.00	\$30,000	\$7,500.00	\$7,988.94

	EXCAVATION, TEST PIT / CY						
	202006M	2022Q3	2	130.00	\$34,000	\$261.54	\$289.20
		2023Q1	2	50.00	\$4,030	\$80.60	\$90.30
		2023Q2	4	160.00	\$46,770	\$292.31	\$512.30
			8	340.00	\$84,800	\$249.41	\$364.94

	EXCAVATION, UNCLASSIFIED / CY						
	202009P	2022Q3	3	5,064.00	\$412,345	\$81.43	\$69.55
		2022Q4	2	250.00	\$12,910	\$51.64	\$94.53
		2023Q1	5	2,865.00	\$12,125	\$4.23	\$5.88
		2023Q2	8	21,861.00	\$1,116,517	\$51.07	\$73.98
			18	30,040.00	\$1,553,897	\$51.73	\$66.91

	EXCAVATION, REGULATED MATERIAL / CY						
	202015P	2023Q1	4	4,083.00	\$329,440	\$80.69	\$51.93
			4	4,083.00	\$329,440	\$80.69	\$51.93

	REMOVAL OF PAVEMENT / SY						
	202021P	2022Q3	2	8,370.00	\$308,275	\$36.83	\$36.85
		2022Q4	1	89.00	\$7,120	\$80.00	\$83.83
		2023Q1	2	6,239.00	\$291,725	\$46.76	\$44.96
		2023Q2	4	45,526.00	\$886,189	\$19.47	\$29.34
			9	60,224.00	\$1,493,309	\$24.80	\$32.09

WEIGHTED AVERAGE ITEM PRICE REPORT
BY REGION, ITEM, AND QUARTER

REGION	ITEM	CALENDAR QUARTER	NUMBER OF OCCUR'S	TOTAL QUANTITY	TOTAL DOLLARS	AVERAGE AWARDED PRICE	AVERAGE OF LOW 3 BIDDERS
N	DISPOSAL OF REGULATED MATERIAL / T						
	202024M	2023Q1	1	6,389.00	\$332,228	\$52.00	\$46.00
			1	6,389.00	\$332,228	\$52.00	\$46.00
	EXCAVATION, VERTICAL TEST HOLE / U						
	202051M	2023Q2	1	6.00	\$13,860	\$2,310.00	\$1,868.05
			1	6.00	\$13,860	\$2,310.00	\$1,868.05
	I-9 SOIL AGGREGATE / CY						
	203009P	2023Q1	1	292.00	\$46,428	\$159.00	\$115.00
			1	292.00	\$46,428	\$159.00	\$115.00
	I-14 SOIL AGGREGATE / CY						
	203021P	2022Q3	1	1,148.00	\$11,480	\$10.00	\$11.17
		2022Q4	2	31.00	\$4,460	\$143.87	\$112.99
		2023Q2	1	1.00	\$1,150	\$1,150.00	\$600.00
			4	1,180.00	\$17,090	\$14.48	\$14.34
	GEOTEXTILE / SY						
	203040M	2022Q3	1	3,854.00	\$8,093	\$2.10	\$3.20
		2023Q1	2	1,000.00	\$1,000	\$1.00	\$1.00
			3	4,854.00	\$9,093	\$1.87	\$2.75
	GEOTEXTILE, ROADWAY STABILIZATION / SY						
	203041P	2022Q3	1	4,394.00	\$13,182	\$3.00	\$1.60
		2023Q1	1	6,096.00	\$6,096	\$1.00	\$2.00
			2	10,490.00	\$19,278	\$1.84	\$1.83

WEIGHTED AVERAGE ITEM PRICE REPORT
BY REGION, ITEM, AND QUARTER

REGION	ITEM	CALENDAR QUARTER	NUMBER OF OCCUR'S	TOTAL QUANTITY	TOTAL DOLLARS	AVERAGE AWARDED PRICE	AVERAGE OF LOW 3 BIDDERS
N	CONTROLLED LOW STRENGTH MATERIAL / CY						
	203050M	2022Q3	2	580.00	\$35,750	\$61.64	\$194.23
			2	580.00	\$35,750	\$61.64	\$194.23

	SUBBASE / CY						
	301006P	2022Q3	1	92.00	\$13,800	\$150.00	\$100.60
		2022Q4	2	45.00	\$6,900	\$153.33	\$116.19
		2023Q1	1	63.00	\$9,639	\$153.00	\$126.33
		2023Q2	3	9,209.00	\$648,510	\$70.42	\$75.57
			7	9,409.00	\$678,849	\$72.15	\$76.35

	SOIL AGGREGATE BASE COURSE, 6" THICK / SY						
	302012P	2023Q1	1	42.00	\$1,008	\$24.00	\$43.00
			1	42.00	\$1,008	\$24.00	\$43.00

	DENSE-GRADED AGGREGATE BASE COURSE, 6" T / SY						
	302036P	2022Q3	1	1,454.00	\$39,985	\$27.50	\$17.70
		2023Q1	1	194.00	\$1,940	\$10.00	\$10.17
		2023Q2	3	2,426.00	\$54,122	\$22.31	\$23.72
			5	4,074.00	\$96,047	\$23.58	\$20.93

	DENSE-GRADED AGGREGATE BASE COURSE, 8" T / SY						
	302042P	2022Q3	1	3,659.00	\$75,010	\$20.50	\$16.17
		2022Q4	2	207.00	\$8,280	\$40.00	\$50.84
		2023Q1	1	4,799.00	\$76,784	\$16.00	\$18.67
		2023Q2	2	41,105.00	\$825,100	\$20.07	\$19.89
			6	49,770.00	\$985,174	\$19.79	\$19.62

WEIGHTED AVERAGE ITEM PRICE REPORT
BY REGION, ITEM, AND QUARTER

REGION	ITEM	CALENDAR QUARTER	NUMBER OF OCCUR'S	TOTAL QUANTITY	TOTAL DOLLARS	AVERAGE AWARDED PRICE	AVERAGE OF LOW 3 BIDDERS
N	DENSE-GRADED AGGREGATE BASE COURSE, 12" / SY						
	302048P	2022Q3	1	3,381.00	\$202,860	\$60.00	\$36.73
		2023Q2	1	2,581.00	\$3,226	\$1.25	\$15.54
			2	5,962.00	\$206,086	\$34.57	\$27.56
	DENSE-GRADED AGGREGATE BASE COURSE, VARI / CY						
	302051P	2022Q3	2	458.00	\$25,593	\$55.88	\$53.70
		2022Q4	3	145.00	\$25,725	\$177.41	\$91.79
		2023Q1	6	1,010.00	\$16,100	\$15.94	\$10.80
		2023Q2	6	316.00	\$98,550	\$311.87	\$161.16
			17	1,929.00	\$165,968	\$86.04	\$51.70
	COARSE AGGREGATE, SIZE NO. 57 / CY						
	302060P	2022Q3	1	360.00	\$10,800	\$30.00	\$67.33
		2023Q1	2	250.00	\$2,500	\$10.00	\$5.83
		2023Q2	1	25.00	\$3,575	\$143.00	\$153.81
			4	635.00	\$16,875	\$26.57	\$46.53
	CONCRETE BASE COURSE, 8" THICK / SY						
	304003P	2023Q2	1	28.00	\$11,200	\$400.00	\$333.33
			1	28.00	\$11,200	\$400.00	\$333.33
	CONCRETE BASE COURSE, 9" THICK / SY						
	304006P	2023Q2	1	132.00	\$24,288	\$184.00	\$144.67
			1	132.00	\$24,288	\$184.00	\$144.67
	HMA MILLING, 3" OR LESS / SY						
	401009P	2022Q3	2	29,849.00	\$296,378	\$9.93	\$10.78

(item continued)

WEIGHTED AVERAGE ITEM PRICE REPORT
BY REGION, ITEM, AND QUARTER

REGION	ITEM	CALENDAR QUARTER	NUMBER OF OCCUR'S	TOTAL QUANTITY	TOTAL DOLLARS	AVERAGE AWARDED PRICE	AVERAGE OF LOW 3 BIDDERS
N	HMA MILLING, 3" OR LESS / SY						
	401009P	2022Q4	4	41,853.00	\$440,609	\$10.53	\$9.53
		2023Q1	6	1,187,886.00	\$2,775,879	\$2.34	\$2.62
		2023Q2	6	143,700.00	\$1,010,492	\$7.03	\$7.19
			18	1,403,288.00	\$4,523,359	\$3.22	\$3.47
	HMA MILLING, MORE THAN 3" TO 6" / SY						
	401012P	2022Q3	2	9,715.00	\$131,221	\$13.51	\$16.98
		2023Q1	2	50,000.00	\$500	\$0.01	\$0.04
			4	59,715.00	\$131,721	\$2.21	\$2.80
	CONCRETE MILLING / SY						
	401015P	2022Q3	1	100.00	\$2,000	\$20.00	\$22.33
		2023Q1	5	10,500.00	\$3,590	\$0.34	\$1.04
			6	10,600.00	\$5,590	\$0.53	\$1.24
	MICRO-MILLING / SY						
	401017P	2022Q3	1	19,214.00	\$108,559	\$5.65	\$5.43
		2022Q4	3	408,189.00	\$1,230,312	\$3.01	\$2.92
		2023Q1	2	29,448.00	\$160,884	\$5.46	\$5.45
		2023Q2	6	558,141.00	\$2,043,328	\$3.66	\$3.50
			12	1,014,992.00	\$3,543,083	\$3.49	\$3.36
	HOT MIX ASPHALT PAVEMENT REPAIR / SY						
	401021M	2022Q3	3	355.00	\$27,500	\$77.46	\$157.68
		2022Q4	3	1,127.00	\$105,794	\$93.87	\$58.17
		2023Q1	7	4,869.00	\$165,190	\$33.93	\$19.00
		2023Q2	8	1,878.00	\$70,286	\$37.43	\$60.34
			21	8,229.00	\$368,770	\$44.81	\$39.78

WEIGHTED AVERAGE ITEM PRICE REPORT
BY REGION, ITEM, AND QUARTER

REGION	ITEM	CALENDAR QUARTER	NUMBER OF OCCUR'S	TOTAL QUANTITY	TOTAL DOLLARS	AVERAGE AWARDED PRICE	AVERAGE OF LOW 3 BIDDERS
N	SEALING OF CRACKS IN HOT MIX ASPHALT SUR / LF						
	401024M	2022Q3	1	5,000.00	\$50	\$0.01	\$0.41
		2023Q1	3	5,500.00	\$545	\$0.10	\$0.17
		2023Q2	4	13,000.00	\$17,100	\$1.32	\$0.96
			8	23,500.00	\$17,695	\$0.75	\$0.66
	POLYMERIZED JOINT ADHESIVE / LF						
	401027M	2022Q3	3	61,550.00	\$93,153	\$1.51	\$0.96
		2022Q4	4	411,293.00	\$233,197	\$0.57	\$0.82
		2023Q1	6	984,061.00	\$134,797	\$0.14	\$0.19
		2023Q2	7	616,233.00	\$203,583	\$0.33	\$0.45
			20	2,073,137.00	\$664,729	\$0.32	\$0.41
	TACK COAT / GAL						
	401030M	2022Q3	3	28,592.00	\$41,771	\$1.46	\$1.19
		2022Q4	5	341,787.00	\$10,599	\$0.03	\$0.06
		2023Q1	8	192,129.00	\$118,109	\$0.61	\$0.25
		2023Q2	9	308,825.00	\$193,772	\$0.63	\$0.64
			25	871,333.00	\$364,251	\$0.42	\$0.34
	PRIME COAT / GAL						
	401036M	2022Q3	2	2,114.00	\$21	\$0.01	\$0.07
		2022Q4	1	3,910.00	\$39	\$0.01	\$0.01
		2023Q1	1	1,300.00	\$7,800	\$6.00	\$2.34
		2023Q2	2	14,971.00	\$150	\$0.01	\$0.01
			6	22,295.00	\$8,010	\$0.36	\$0.15
	HOT MIX ASPHALT 9.5 M 64 SURFACE COURSE / T						
	401042M	2023Q1	2	5,100.00	\$629,670	\$123.46	\$122.93

(item continued)

WEIGHTED AVERAGE ITEM PRICE REPORT
BY REGION, ITEM, AND QUARTER

REGION	ITEM	CALENDAR QUARTER	NUMBER OF OCCUR'S	TOTAL QUANTITY	TOTAL DOLLARS	AVERAGE AWARDED PRICE	AVERAGE OF LOW 3 BIDDERS
N	HOT MIX ASPHALT 9.5 M 64 SURFACE COURSE / T						
	401042M	2023Q2	2	5,460.00	\$710,629	\$130.15	\$170.97
			4	10,560.00	\$1,340,299	\$126.92	\$147.77

	HOT MIX ASPHALT 9.5 ME SURFACE COURSE / T						
	401049M	2022Q4	1	1,684.00	\$362,060	\$215.00	\$179.08
		2023Q1	2	5,000.00	\$649,875	\$129.98	\$128.67
			3	6,684.00	\$1,011,935	\$151.40	\$141.37

	HOT MIX ASPHALT 12.5 M 64 SURFACE COURSE / T						
	401054M	2022Q3	2	4,900.00	\$629,970	\$128.57	\$143.14
		2022Q4	2	1,628.00	\$342,714	\$210.51	\$190.17
		2023Q1	5	68,328.00	\$6,848,755	\$100.23	\$100.01
		2023Q2	5	6,903.00	\$1,091,605	\$158.13	\$135.43
			14	81,759.00	\$8,913,044	\$109.02	\$107.38

	HMA 12.5 M E SURFACE COURSE / T						
	401061M	2022Q4	1	1,823.00	\$228,331	\$125.25	\$130.75
		2023Q1	4	13,339.00	\$1,780,533	\$133.48	\$135.50
			5	15,162.00	\$2,008,864	\$132.49	\$134.93

	HOT MIX ASPHALT 12.5 M 64 INTERMEDIATE C / T						
	401072M	2022Q3	1	2,998.00	\$382,245	\$127.50	\$136.13
		2022Q4	1	12.00	\$3,420	\$285.00	\$257.42
		2023Q1	2	2,500.00	\$212,500	\$85.00	\$97.35
		2023Q2	1	4,743.00	\$583,863	\$123.10	\$162.70
			5	10,253.00	\$1,182,028	\$115.29	\$139.11

WEIGHTED AVERAGE ITEM PRICE REPORT
BY REGION, ITEM, AND QUARTER

REGION	ITEM	CALENDAR QUARTER	NUMBER OF OCCUR'S	TOTAL QUANTITY	TOTAL DOLLARS	AVERAGE AWARDED PRICE	AVERAGE OF LOW 3 BIDDERS
N	HMA 12.5 M E INTERMEDIATE COURSE / T						
	401079M	2022Q3	1	2,698.00	\$410,096	\$152.00	\$145.67
			1	2,698.00	\$410,096	\$152.00	\$145.67

	HOT MIX ASPHALT 19 M 64 INTERMEDIATE COU / T						
	401084M	2023Q1	1	281.00	\$45,522	\$162.00	\$155.00
			1	281.00	\$45,522	\$162.00	\$155.00

	HOT MIX ASPHALT 19 M 76 INTERMEDIATE COU / T						
	401090M	2023Q1	1	602.00	\$107,156	\$178.00	\$174.67
			1	602.00	\$107,156	\$178.00	\$174.67

	HOT MIX ASPHALT 19 M 64 BASE COURSE / T						
	401096M	2022Q4	1	7.00	\$1,995	\$285.00	\$282.42
			1	7.00	\$1,995	\$285.00	\$282.42

	HOT MIX ASPHALT 25 M 64 BASE COURSE / T						
	401099M	2022Q3	2	3,637.00	\$594,270	\$163.40	\$153.74
		2022Q4	1	80.00	\$20,000	\$250.00	\$228.33
		2023Q1	3	3,311.00	\$460,138	\$138.97	\$137.61
		2023Q2	4	21,663.00	\$2,503,101	\$115.55	\$137.54
			10	28,691.00	\$3,577,509	\$124.69	\$139.86

	CORE SAMPLES, HOT MIX ASPHALT / U						
	401108M	2022Q3	3	115.00	\$20,100	\$174.78	\$154.38
		2022Q4	4	265.00	\$28,800	\$108.68	\$141.07
		2023Q1	6	845.00	\$91,520	\$108.31	\$76.84

(item continued)

WEIGHTED AVERAGE ITEM PRICE REPORT
BY REGION, ITEM, AND QUARTER

REGION	ITEM	CALENDAR QUARTER	NUMBER OF OCCUR'S	TOTAL QUANTITY	TOTAL DOLLARS	AVERAGE AWARDED PRICE	AVERAGE OF LOW 3 BIDDERS
N	CORE SAMPLES, HOT MIX ASPHALT / U						
	401108M	2023Q2	7	574.00	\$39,082	\$68.09	\$118.12
			20	1,799.00	\$179,502	\$99.78	\$104.43
	HMA LONGITUDINAL JOINT REPAIR / SY						
	401113M	2022Q4	2	1,100.00	\$25,556	\$23.23	\$9.74
		2023Q1	1	300.00	\$6,000	\$20.00	\$10.08
		2023Q2	4	745.00	\$9,925	\$13.32	\$26.13
			7	2,145.00	\$41,481	\$19.34	\$15.48
	ULTRA-THIN FRICTION COURSE / T						
	403003M	2023Q1	1	9,756.00	\$1,443,888	\$148.00	\$153.20
			1	9,756.00	\$1,443,888	\$148.00	\$153.20
	POLYMER MODIFIED TACK COAT / GAL						
	403005M	2023Q1	1	52,499.00	\$525	\$0.01	\$4.74
			1	52,499.00	\$525	\$0.01	\$4.74
	STONE MATRIX ASPHALT 12.5 MM SURFACE COU / T						
	404006M	2022Q3	1	1,307.00	\$274,470	\$210.00	\$196.67
		2023Q1	5	45,518.00	\$5,969,341	\$131.14	\$136.05
		2023Q2	1	15,511.00	\$2,197,133	\$141.65	\$141.54
			7	62,336.00	\$8,440,944	\$135.41	\$138.68
	UNDERLAYER PREPARATION / SY						
	405003P	2023Q2	1	143.00	\$1	\$0.01	\$59.50
			1	143.00	\$1	\$0.01	\$59.50

WEIGHTED AVERAGE ITEM PRICE REPORT
BY REGION, ITEM, AND QUARTER

REGION	ITEM	CALENDAR QUARTER	NUMBER OF OCCUR'S	TOTAL QUANTITY	TOTAL DOLLARS	AVERAGE AWARDED PRICE	AVERAGE OF LOW 3 BIDDERS
N	HIGH PERFORMANCE THIN OVERLAY / T						
	406005M	2022Q3	1	7,200.00	\$1,220,760	\$169.55	\$168.05
		2022Q4	2	44,748.00	\$6,941,022	\$155.11	\$164.72
		2023Q1	1	77.00	\$49,896	\$648.00	\$597.67
		2023Q2	4	60,194.00	\$9,071,315	\$150.70	\$153.86
			8	112,219.00	\$17,282,993	\$154.01	\$159.40
	BINDER RICH INTERMEDIATE COURSE, 4.75MM / T						
	407010M	2022Q3	1	802.00	\$232,580	\$290.00	\$271.67
			1	802.00	\$232,580	\$290.00	\$271.67
	MICROPAVING JOINTS / LF						
	421007M	2022Q3	1	34,700.00	\$237,695	\$6.85	\$5.70
		2023Q1	2	69,809.00	\$372,170	\$5.33	\$6.31
		2023Q2	4	243,779.00	\$537,581	\$2.21	\$2.23
			7	348,288.00	\$1,147,446	\$3.29	\$3.39
	SLURRY SEAL AGGREGATE, TYPE II / T						
	421010M	2022Q4	1	3,797.00	\$605,584	\$159.49	\$117.00
		2023Q1	1	1,138.00	\$147,849	\$129.92	\$129.92
		2023Q2	1	680.00	\$89,719	\$131.94	\$131.94
			3	5,615.00	\$843,152	\$150.16	\$121.43
	SLURRY SEAL EMULSION / GAL						
	421011M	2022Q4	1	104,198.00	\$1,492,115	\$14.32	\$11.62
		2023Q1	1	33,381.00	\$413,257	\$12.38	\$12.38
		2023Q2	1	34,797.00	\$431,135	\$12.39	\$12.39
			3	172,376.00	\$2,336,507	\$13.55	\$11.92

WEIGHTED AVERAGE ITEM PRICE REPORT
BY REGION, ITEM, AND QUARTER

REGION	ITEM	CALENDAR QUARTER	NUMBER OF OCCUR'S	TOTAL QUANTITY	TOTAL DOLLARS	AVERAGE AWARDED PRICE	AVERAGE OF LOW 3 BIDDERS
N	FOG SEAL STRIP / LF						
	422004M	2022Q3	1	650.00	\$7,150	\$11.00	\$5.35
		2023Q2	1	24,451.00	\$245	\$0.01	\$0.01
			2	25,101.00	\$7,395	\$0.29	\$0.15

	CHIP SEAL PG88-22FR / SY						
	424110M	2022Q3	1	16,200.00	\$172,206	\$10.63	\$12.61
		2022Q4	1	153,765.00	\$1,064,054	\$6.92	\$6.92
		2023Q1	2	25,500.00	\$426,802	\$16.74	\$15.40
		2023Q2	4	161,677.00	\$1,541,727	\$9.54	\$13.14
			8	357,142.00	\$3,204,789	\$8.97	\$10.60

	SCRUB SEAL / SY						
	425001M	2022Q4	1	153,765.00	\$1,064,054	\$6.92	\$6.92
		2023Q1	1	111,194.00	\$769,462	\$6.92	\$6.92
			2	264,959.00	\$1,833,516	\$6.92	\$6.92

	PARTIAL DEPTH CONCRETE REPAIR / SY						
	452003M	2023Q1	1	12.00	\$12,408	\$1,034.00	\$944.67
			1	12.00	\$12,408	\$1,034.00	\$944.67

	FULL DEPTH CONCRETE PAVEMENT REPAIR, CON / SY						
	453005M	2023Q1	1	247.00	\$419,653	\$1,699.00	\$858.00
			1	247.00	\$419,653	\$1,699.00	\$858.00

	FULL DEPTH CONCRETE PAVEMENT REPAIR, HMA / SY						
	453006M	2022Q3	1	50.00	\$7,000	\$140.00	\$88.33

(item continued)

WEIGHTED AVERAGE ITEM PRICE REPORT
BY REGION, ITEM, AND QUARTER

REGION	ITEM	CALENDAR QUARTER	NUMBER OF OCCUR'S	TOTAL QUANTITY	TOTAL DOLLARS	AVERAGE AWARDED PRICE	AVERAGE OF LOW 3 BIDDERS
N	FULL DEPTH CONCRETE PAVEMENT REPAIR, HMA / SY						
	453006M	2022Q4	1	50.00	\$25,000	\$500.00	\$500.00
		2023Q1	7	1,215.00	\$88,250	\$72.63	\$48.91
		2023Q2	5	602.00	\$74,820	\$124.29	\$194.23
			14	1,917.00	\$195,070	\$101.76	\$107.34
	CLEANING AND SEALING JOINTS AND CRACKS I / LF						
	456006M	2022Q3	1	2,000.00	\$3,500	\$1.75	\$3.58
			1	2,000.00	\$3,500	\$1.75	\$3.58
	TEMPORARY SHEETING / SF						
	501003P	2022Q3	1	8,540.00	\$85	\$0.01	\$1.01
		2023Q1	4	7,636.00	\$1,143,222	\$149.71	\$102.25
		2023Q2	4	940.00	\$35,720	\$38.00	\$33.89
			9	17,116.00	\$1,179,027	\$68.88	\$47.98
	FURNISHING DRILLED SHAFT EQUIPMENT / LS						
	503003P	2023Q1	2	2.00	\$19,537	\$9,768.50	\$10,664.50
		2023Q2	4	4.00	\$39,100	\$9,775.00	\$10,050.00
			6	6.00	\$58,637	\$9,772.83	\$10,254.83
	CROSSHOLE SONIC LOGGING / U						
	503012M	2023Q1	2	5.00	\$21,180	\$4,236.00	\$3,952.00
		2023Q2	4	4.00	\$24,840	\$6,210.00	\$4,995.00
			6	9.00	\$46,020	\$5,113.33	\$4,415.56
	SHAFT CORING / LF						
	503015M	2023Q1	2	64.00	\$10,176	\$159.00	\$136.33

(item continued)

WEIGHTED AVERAGE ITEM PRICE REPORT
BY REGION, ITEM, AND QUARTER

REGION	ITEM	CALENDAR QUARTER	NUMBER OF OCCUR'S	TOTAL QUANTITY	TOTAL DOLLARS	AVERAGE AWARDED PRICE	AVERAGE OF LOW 3 BIDDERS
N	SHAFT CORING / LF						
	503015M	2023Q2	4	86.00	\$14,835	\$172.50	\$168.83
			6	150.00	\$25,011	\$166.74	\$154.97

	DRILLED SHAFT IN SOIL 36" DIAMETER / LF						
	503018M	2023Q1	1	132.00	\$178,200	\$1,350.00	\$1,175.00
			1	132.00	\$178,200	\$1,350.00	\$1,175.00

	DRILLED SHAFT IN SOIL 48" DIAMETER / LF						
	503021M	2023Q2	2	34.00	\$84,150	\$2,475.00	\$2,741.67
			2	34.00	\$84,150	\$2,475.00	\$2,741.67

	DRILLED SHAFT IN SOIL 54" DIAMETER / LF						
	503024M	2023Q2	1	27.00	\$50,760	\$1,880.00	\$2,026.67
			1	27.00	\$50,760	\$1,880.00	\$2,026.67

	DRILLED SHAFT IN SOIL 60" DIAMETER / LF						
	503027M	2023Q1	1	31.00	\$57,443	\$1,853.00	\$1,934.33
		2023Q2	1	29.00	\$57,565	\$1,985.00	\$2,128.33
			2	60.00	\$115,008	\$1,916.80	\$2,028.10

	OBSTRUCTION REMOVAL / LF						
	503048M	2023Q1	1	3.00	\$1,176	\$392.00	\$1,754.00
		2023Q2	5	70.00	\$29,750	\$425.00	\$380.68
			6	73.00	\$30,926	\$423.64	\$437.12

WEIGHTED AVERAGE ITEM PRICE REPORT
BY REGION, ITEM, AND QUARTER

REGION	ITEM	CALENDAR QUARTER	NUMBER OF OCCUR'S	TOTAL QUANTITY	TOTAL DOLLARS	AVERAGE AWARDED PRICE	AVERAGE OF LOW 3 BIDDERS
N	TOMOGRAPHY / U						
	503051M	2023Q1	2	5.00	\$9,135	\$1,827.00	\$2,084.00
		2023Q2	4	4.00	\$7,600	\$1,900.00	\$1,412.50
			6	9.00	\$16,735	\$1,859.44	\$1,785.56

	REINFORCEMENT STEEL / LB						
	504003P	2023Q1	1	500.00	\$2,000	\$4.00	\$4.90
			1	500.00	\$2,000	\$4.00	\$4.90

	REINFORCEMENT STEEL, EPOXY-COATED / LB						
	504006P	2022Q3	1	22,000.00	\$60,500	\$2.75	\$3.00
		2023Q1	3	499,390.00	\$1,493,450	\$2.99	\$2.60
		2023Q2	8	15,180.00	\$50,688	\$3.34	\$3.80
			12	536,570.00	\$1,604,638	\$2.99	\$2.65

	DRILL AND GROUT REINFORCEMENT STEEL / LF						
	504010P	2023Q1	1	470.00	\$16,920	\$36.00	\$35.33
			1	470.00	\$16,920	\$36.00	\$35.33

	CONCRETE FOOTING / CY						
	504015P	2022Q3	1	180.00	\$72,000	\$400.00	\$528.33
		2023Q1	1	11.00	\$11,484	\$1,044.00	\$1,381.33
			2	191.00	\$83,484	\$437.09	\$577.46

	CONCRETE WING WALL / CY						
	504018P	2022Q3	1	30.00	\$36,000	\$1,200.00	\$1,783.33
		2023Q1	1	8.00	\$15,152	\$1,894.00	\$2,298.00
			2	38.00	\$51,152	\$1,346.11	\$1,891.68

WEIGHTED AVERAGE ITEM PRICE REPORT
BY REGION, ITEM, AND QUARTER

REGION	ITEM	CALENDAR QUARTER	NUMBER OF OCCUR'S	TOTAL QUANTITY	TOTAL DOLLARS	AVERAGE AWARDED PRICE	AVERAGE OF LOW 3 BIDDERS
N	CONCRETE ABUTMENT WALL / CY						
	504024P	2023Q1	1	60.00	\$117,360	\$1,956.00	\$2,285.33
			1	60.00	\$117,360	\$1,956.00	\$2,285.33
	CONCRETE PIER COLUMN AND CAP, HPC / CY						
	504026P	2023Q1	2	30.00	\$122,310	\$4,077.00	\$2,971.78
			2	30.00	\$122,310	\$4,077.00	\$2,971.78
	CONCRETE PIER COLUMN AND CAP / CY						
	504027P	2023Q1	1	58.00	\$59,276	\$1,022.00	\$1,474.00
			1	58.00	\$59,276	\$1,022.00	\$1,474.00
	EPOXY WATERPROOFING / SY						
	504036P	2023Q1	3	6,942.00	\$350,586	\$50.50	\$63.02
		2023Q2	4	17.00	\$5,185	\$305.00	\$325.20
			7	6,959.00	\$355,771	\$51.12	\$63.66
	SIGN SUPPORT STRUCTURE CAP, HPC / CY						
	504095P	2023Q2	4	21.00	\$125,580	\$5,980.00	\$4,672.70
			4	21.00	\$125,580	\$5,980.00	\$4,672.70
	PRECAST CONCRETE CULVERT / LF						
	505057P	2022Q3	1	105.00	\$1,412,250	\$13,450.00	\$12,216.67
			1	105.00	\$1,412,250	\$13,450.00	\$12,216.67
	STRUCTURAL STEEL / LS						
	506003P	2022Q4	5	5.00	\$360,500	\$72,100.00	\$85,473.33

(item continued)

WEIGHTED AVERAGE ITEM PRICE REPORT
BY REGION, ITEM, AND QUARTER

REGION	ITEM	CALENDAR QUARTER	NUMBER OF OCCUR'S	TOTAL QUANTITY	TOTAL DOLLARS	AVERAGE AWARDED PRICE	AVERAGE OF LOW 3 BIDDERS
N	STRUCTURAL STEEL / LS						
	506003P	2023Q1	1	1.00	\$1,772,050	\$1,772,050	\$1,824,017
			6	6.00	\$2,132,550	\$355,425	\$375,231
	REINFORCED ELASTOMERIC BEARING ASSEMBLY / U						
	506006P	2023Q1	1	120.00	\$1,166,520	\$9,721.00	\$13,073.67
			1	120.00	\$1,166,520	\$9,721.00	\$13,073.67
	SHEAR CONNECTOR / U						
	506012P	2023Q1	1	15,960.00	\$111,720	\$7.00	\$7.33
			1	15,960.00	\$111,720	\$7.00	\$7.33
	LUBRICATE BEARING / U						
	506013P	2023Q1	2	1,140.00	\$45,720	\$40.11	\$55.37
			2	1,140.00	\$45,720	\$40.11	\$55.37
	STEEL REPAIR, TYPE ____ / U						
	506040P	2023Q1	1	6.00	\$36,150	\$6,025.00	\$4,108.33
			1	6.00	\$36,150	\$6,025.00	\$4,108.33
	STRIP SEAL EXPANSION JOINT ASSEMBLY / LF						
	507015P	2023Q1	1	406.00	\$434,014	\$1,069.00	\$789.67
			1	406.00	\$434,014	\$1,069.00	\$789.67
	CONCRETE BRIDGE DECK, HPC / CY						
	507024P	2023Q1	1	1,615.00	\$2,907,000	\$1,800.00	\$1,966.67
			1	1,615.00	\$2,907,000	\$1,800.00	\$1,966.67

WEIGHTED AVERAGE ITEM PRICE REPORT
BY REGION, ITEM, AND QUARTER

REGION	ITEM	CALENDAR QUARTER	NUMBER OF OCCUR'S	TOTAL QUANTITY	TOTAL DOLLARS	AVERAGE AWARDED PRICE	AVERAGE OF LOW 3 BIDDERS
N	DATE PANEL / U						
	507027M	2022Q3	1	2.00	\$6,000	\$3,000.00	\$2,366.67
		2023Q1	1	2.00	\$3,626	\$1,813.00	\$1,937.67
			2	4.00	\$9,626	\$2,406.50	\$2,152.17

	CONCRETE BRIDGE SIDEWALK, HPC / CY						
	507033P	2022Q3	1	60.00	\$18,000	\$300.00	\$733.33
			1	60.00	\$18,000	\$300.00	\$733.33

	CONCRETE BRIDGE PARAPET / LF						
	507036P	2023Q1	1	150.00	\$22,500	\$150.00	\$503.33
			1	150.00	\$22,500	\$150.00	\$503.33

	BARRIER PARAPET MODIFICATIONS / LF						
	507037P	2023Q2	3	45.00	\$60,700	\$1,348.89	\$1,596.80
			3	45.00	\$60,700	\$1,348.89	\$1,596.80

	CONCRETE BRIDGE PARAPET WITH MOMENT SLAB / LF						
	507038P	2023Q1	2	894.00	\$585,192	\$654.58	\$850.41
		2023Q2	1	80.00	\$113,440	\$1,418.00	\$1,181.88
			3	974.00	\$698,632	\$717.28	\$877.63

	CONCRETE BRIDGE PARAPET, HPC / LF						
	507039P	2022Q3	1	42.00	\$54,600	\$1,300.00	\$925.00
		2023Q1	1	2,085.00	\$544,185	\$261.00	\$277.00
			2	2,127.00	\$598,785	\$281.52	\$289.80

WEIGHTED AVERAGE ITEM PRICE REPORT
BY REGION, ITEM, AND QUARTER

REGION	ITEM	CALENDAR QUARTER	NUMBER OF OCCUR'S	TOTAL QUANTITY	TOTAL DOLLARS	AVERAGE AWARDED PRICE	AVERAGE OF LOW 3 BIDDERS
N	CONCRETE BRIDGE APPROACH / CY						
	507051P	2023Q1	1	190.00	\$233,130	\$1,227.00	\$1,009.00
			1	190.00	\$233,130	\$1,227.00	\$1,009.00
	STEEL 4 BAR BRIDGE RAILING / LF						
	507085P	2022Q3	1	90.00	\$37,800	\$420.00	\$398.33
			1	90.00	\$37,800	\$420.00	\$398.33
	CONCRETE BRIDGE DECK, UHPC / CY						
	507123P	2023Q1	1	5.00	\$153,255	\$30,651.00	\$30,217.00
			1	5.00	\$153,255	\$30,651.00	\$30,217.00
	INLET FRAME AND GRATE / U						
	508003M	2022Q3	1	5.00	\$8,000	\$1,600.00	\$1,616.67
			1	5.00	\$8,000	\$1,600.00	\$1,616.67
	CLEAN EXISTING SCUPPERS AND PIPES / U						
	508005M	2023Q1	2	1,548.00	\$246,800	\$159.43	\$233.66
			2	1,548.00	\$246,800	\$159.43	\$233.66
	SCUPPER / U						
	508006M	2023Q1	1	8.00	\$41,312	\$5,164.00	\$5,521.33
			1	8.00	\$41,312	\$5,164.00	\$5,521.33
	" FIBERGLASS PIPE / LF						
	508902P	2023Q1	1	440.00	\$99,440	\$226.00	\$182.00
			1	440.00	\$99,440	\$226.00	\$182.00

WEIGHTED AVERAGE ITEM PRICE REPORT
 BY REGION, ITEM, AND QUARTER

REGION	ITEM	CALENDAR QUARTER	NUMBER OF OCCUR'S	TOTAL QUANTITY	TOTAL DOLLARS	AVERAGE AWARDED PRICE	AVERAGE OF LOW 3 BIDDERS
N	CANTILEVER SIGN SUPPORT / U						
	512002M	2023Q2	2	2.00	\$303,765	\$151,883	\$142,911
			2	2.00	\$303,765	\$151,883	\$142,911
	CANTILEVER SIGN SUPPORT, STRUCTURE NO. _ / U						
	512003M	2023Q1	1	1.00	\$115,742	\$115,742	\$106,914
			1	1.00	\$115,742	\$115,742	\$106,914
	INSTALL CANTILEVER SIGN SUPPORT NO. ___ / U						
	512005M	2022Q4	1	1.00	\$43,500	\$43,500.00	\$59,333.33
			1	1.00	\$43,500	\$43,500.00	\$59,333.33
	BUTTERFLY SIGN SUPPORT / U						
	512010M	2023Q2	2	2.00	\$235,340	\$117,670	\$110,357
			2	2.00	\$235,340	\$117,670	\$110,357
	OVERHEAD SIGN SUPPORT, STRUCTURE NO. ___ / U						
	512012M	2023Q1	1	1.00	\$185,314	\$185,314	\$176,771
			1	1.00	\$185,314	\$185,314	\$176,771
	RETAINING WALL, LOCATION NO. ___ / SF						
	513003P	2023Q1	1	3,261.00	\$645,678	\$198.00	\$219.33
			1	3,261.00	\$645,678	\$198.00	\$219.33
	TEMPORARY SUPPORTS / LS						
	514016P	2023Q1	1	1.00	\$1,472,883	\$1,472,883	\$990,961
			1	1.00	\$1,472,883	\$1,472,883	\$990,961

WEIGHTED AVERAGE ITEM PRICE REPORT
BY REGION, ITEM, AND QUARTER

REGION	ITEM	CALENDAR QUARTER	NUMBER OF OCCUR'S	TOTAL QUANTITY	TOTAL DOLLARS	AVERAGE AWARDED PRICE	AVERAGE OF LOW 3 BIDDERS
N	TEMPORARY STRUCTURE, UTILITIES SUPPORT / LS						
	514017P	2022Q3	1	1.00	\$30,000	\$30,000.00	\$68,666.67
			1	1.00	\$30,000	\$30,000.00	\$68,666.67

	CONCRETE DECK REPAIR, TYPE B / SF						
	551006M	2023Q1	3	15,000.00	\$1,318,300	\$87.89	\$108.07
		2023Q2	1	60.00	\$37,320	\$622.00	\$353.56
			4	15,060.00	\$1,355,620	\$90.01	\$109.04

	CONCRETE DECK REPAIR, TYPE C / SF						
	551009M	2023Q1	3	1,100.00	\$138,200	\$125.64	\$177.33
			3	1,100.00	\$138,200	\$125.64	\$177.33

	PARAPET MODIFICATIONS / LF						
	551080P	2023Q2	1	36.00	\$72,000	\$2,000.00	\$2,000.00
			1	36.00	\$72,000	\$2,000.00	\$2,000.00

	PRESSURE INJECTION, CONCRETE CRACKS / LF						
	552003M	2023Q1	3	2,090.00	\$145,690	\$69.71	\$76.27
			3	2,090.00	\$145,690	\$69.71	\$76.27

	POLLUTION CONTROL SYSTEM / LS						
	554003P	2023Q1	1	1.00	\$678,520	\$678,520	\$243,173
			1	1.00	\$678,520	\$678,520	\$243,173

	HAND/POWER TOOL CLEANING AND PAINTING / LS						
	554006P	2023Q1	1	1.00	\$651,512	\$651,512	\$530,504
			1	1.00	\$651,512	\$651,512	\$530,504

WEIGHTED AVERAGE ITEM PRICE REPORT
BY REGION, ITEM, AND QUARTER

REGION	ITEM	CALENDAR QUARTER	NUMBER OF OCCUR'S	TOTAL QUANTITY	TOTAL DOLLARS	AVERAGE AWARDED PRICE	AVERAGE OF LOW 3 BIDDERS
N	NEAR-WHITE BLAST CLEANING AND PAINTING / LS						
	554009P	2023Q1	1	1.00	\$1,447,066	\$1,447,066	\$2,065,689
			1	1.00	\$1,447,066	\$1,447,066	\$2,065,689
	SUBSTRUCTURE CONCRETE REPAIR / SF						
	555003M	2023Q1	2	1,645.00	\$275,200	\$167.29	\$314.40
			2	1,645.00	\$275,200	\$167.29	\$314.40
	CONCRETE SPALL REPAIR, TYPE 1 / SF						
	555009M	2023Q1	1	165.00	\$57,915	\$351.00	\$282.00
			1	165.00	\$57,915	\$351.00	\$282.00
	15" CORRUGATED ALUMINUM ALLOY PIPE / LF						
	601014P	2023Q2	1	85.00	\$11,529	\$135.63	\$220.21
			1	85.00	\$11,529	\$135.63	\$220.21
	12" REINFORCED CONCRETE PIPE / LF						
	601120P	2022Q4	1	7.00	\$2,800	\$400.00	\$433.33
			1	7.00	\$2,800	\$400.00	\$433.33
	15" REINFORCED CONCRETE PIPE / LF						
	601122P	2022Q3	2	1,521.00	\$152,925	\$100.54	\$107.82
		2022Q4	2	37.00	\$16,300	\$440.54	\$340.92
		2023Q1	1	657.00	\$97,893	\$149.00	\$111.33
		2023Q2	3	2,693.00	\$386,030	\$143.35	\$177.83
			8	4,908.00	\$653,148	\$133.08	\$148.46

WEIGHTED AVERAGE ITEM PRICE REPORT
BY REGION, ITEM, AND QUARTER

REGION	ITEM	CALENDAR QUARTER	NUMBER OF OCCUR'S	TOTAL QUANTITY	TOTAL DOLLARS	AVERAGE AWARDED PRICE	AVERAGE OF LOW 3 BIDDERS
N	18" REINFORCED CONCRETE PIPE / LF						
	601124P	2022Q3	2	742.00	\$60,970	\$82.17	\$106.99
		2023Q1	1	80.00	\$24,480	\$306.00	\$203.67
		2023Q2	2	700.00	\$96,960	\$138.51	\$208.13
			5	1,522.00	\$182,410	\$119.85	\$158.59
	24" REINFORCED CONCRETE PIPE / LF						
	601128P	2022Q3	2	1,668.00	\$218,955	\$131.27	\$143.95
		2023Q2	2	154.00	\$31,550	\$204.87	\$265.29
			4	1,822.00	\$250,505	\$137.49	\$154.21
	30" REINFORCED CONCRETE PIPE / LF						
	601132P	2022Q3	1	400.00	\$54,000	\$135.00	\$145.55
			1	400.00	\$54,000	\$135.00	\$145.55
	36" REINFORCED CONCRETE PIPE / LF						
	601134P	2023Q2	1	14.00	\$37,800	\$2,700.00	\$1,387.69
			1	14.00	\$37,800	\$2,700.00	\$1,387.69
	15" REINFORCED CONCRETE PIPE, CLASS IV / LF						
	601158P	2022Q3	1	9.00	\$1,350	\$150.00	\$193.33
			1	9.00	\$1,350	\$150.00	\$193.33
	24" REINFORCED CONCRETE PIPE, CLASS V / LF						
	601200P	2022Q3	1	65.00	\$13,000	\$200.00	\$253.32
			1	65.00	\$13,000	\$200.00	\$253.32

WEIGHTED AVERAGE ITEM PRICE REPORT
BY REGION, ITEM, AND QUARTER

REGION	ITEM	CALENDAR QUARTER	NUMBER OF OCCUR'S	TOTAL QUANTITY	TOTAL DOLLARS	AVERAGE AWARDED PRICE	AVERAGE OF LOW 3 BIDDERS
N	6" HIGH DENSITY POLYETHYLENE PIPE / LF						
	601249P	2023Q2	1	99.00	\$4,950	\$50.00	\$95.00
			1	99.00	\$4,950	\$50.00	\$95.00
	18" HIGH DENSITY POLYETHYLENE PIPE / LF						
	601250P	2023Q2	1	60.00	\$11,100	\$185.00	\$165.28
			1	60.00	\$11,100	\$185.00	\$165.28
	SUBBASE OUTLET DRAIN / LF						
	601404P	2023Q2	1	1,072.00	\$58,960	\$55.00	\$83.33
			1	1,072.00	\$58,960	\$55.00	\$83.33
	VIDEO INSPECTION OF PIPE / LF						
	601664M	2023Q2	1	600.00	\$6,600	\$11.00	\$9.33
			1	600.00	\$6,600	\$11.00	\$9.33
	DEFLECTION TESTING OF HIGH DENSITY POLYE / LF						
	601666M	2023Q2	1	60.00	\$1	\$0.01	\$69.67
			1	60.00	\$1	\$0.01	\$69.67
	CLEANING EXISTING PIPE, 12" TO 24" DIAME / LF						
	601670M	2022Q3	2	3,372.00	\$25,487	\$7.56	\$8.26
		2022Q4	1	700.00	\$10,500	\$15.00	\$14.23
		2023Q1	5	6,103.00	\$42,143	\$6.91	\$7.88
		2023Q2	5	4,970.00	\$49,920	\$10.04	\$9.06
			13	15,145.00	\$128,049	\$8.45	\$8.65

WEIGHTED AVERAGE ITEM PRICE REPORT
BY REGION, ITEM, AND QUARTER

REGION	ITEM	CALENDAR QUARTER	NUMBER OF OCCUR'S	TOTAL QUANTITY	TOTAL DOLLARS	AVERAGE AWARDED PRICE	AVERAGE OF LOW 3 BIDDERS
N	CLEANING EXISTING PIPE, OVER 24" TO 48" / LF						
	601672M	2022Q3	2	856.00	\$16,111	\$18.82	\$20.44
		2023Q1	1	1,101.00	\$8,808	\$8.00	\$17.00
		2023Q2	2	1,100.00	\$25,700	\$23.36	\$23.59
			5	3,057.00	\$50,619	\$16.56	\$20.34
	8" DUCTILE IRON PIPE / LF						
	601679M	2023Q1	1	198.00	\$37,026	\$187.00	\$137.33
			1	198.00	\$37,026	\$187.00	\$137.33
	16" DUCTILE IRON PIPE / LF						
	601680M	2023Q1	1	20.00	\$25,040	\$1,252.00	\$675.67
			1	20.00	\$25,040	\$1,252.00	\$675.67
	CONCRETE HEADWALL / CY						
	602006P	2023Q2	2	48.00	\$121,500	\$2,531.25	\$1,952.46
			2	48.00	\$121,500	\$2,531.25	\$1,952.46
	INLET, TYPE A / U						
	602009M	2022Q3	1	1.00	\$4,500	\$4,500.00	\$4,850.00
		2023Q2	1	8.00	\$69,120	\$8,640.00	\$7,503.14
			2	9.00	\$73,620	\$8,180.00	\$7,208.35
	INLET, TYPE B / U						
	602012M	2022Q3	2	49.00	\$357,000	\$7,285.71	\$6,294.55
		2022Q4	2	5.00	\$47,000	\$9,400.00	\$9,505.00
		2023Q1	1	3.00	\$20,229	\$6,743.00	\$5,747.67

(item continued)

WEIGHTED AVERAGE ITEM PRICE REPORT
BY REGION, ITEM, AND QUARTER

REGION	ITEM	CALENDAR QUARTER	NUMBER OF OCCUR'S	TOTAL QUANTITY	TOTAL DOLLARS	AVERAGE AWARDED PRICE	AVERAGE OF LOW 3 BIDDERS
N	INLET, TYPE B / U						
	602012M	2023Q2	2	28.00	\$139,400	\$4,978.57	\$6,013.90
			7	85.00	\$563,629	\$6,630.93	\$6,371.65
	INLET, TYPE DOUBLE B / U						
	602013M	2022Q3	2	5.00	\$55,000	\$11,000.00	\$9,005.87
			2	5.00	\$55,000	\$11,000.00	\$9,005.87
	INLET, TYPE E / U						
	602018M	2022Q3	2	5.00	\$36,500	\$7,300.00	\$5,503.05
		2023Q1	1	6.00	\$35,280	\$5,880.00	\$4,960.00
		2023Q2	3	19.00	\$104,610	\$5,505.79	\$6,335.91
			6	30.00	\$176,390	\$5,879.67	\$5,921.92
	STORM DRAIN MARKER / U						
	602031M	2023Q1	3	16.00	\$1,130	\$70.63	\$83.96
			3	16.00	\$1,130	\$70.63	\$83.96
	INLET, TYPE B-2 MODIFIED / U						
	602051M	2022Q3	1	1.00	\$9,500	\$9,500.00	\$9,140.57
			1	1.00	\$9,500	\$9,500.00	\$9,140.57
	MANHOLE, 4' DIAMETER / U						
	602054M	2022Q3	2	3.00	\$18,500	\$6,166.67	\$5,590.01
		2023Q1	1	2.00	\$10,144	\$5,072.00	\$5,024.00
		2023Q2	2	6.00	\$62,000	\$10,333.33	\$9,012.78
			5	11.00	\$90,644	\$8,240.36	\$7,354.06

WEIGHTED AVERAGE ITEM PRICE REPORT
BY REGION, ITEM, AND QUARTER

REGION	ITEM	CALENDAR QUARTER	NUMBER OF OCCUR'S	TOTAL QUANTITY	TOTAL DOLLARS	AVERAGE AWARDED PRICE	AVERAGE OF LOW 3 BIDDERS
N	MANHOLE, 5' DIAMETER / U						
	602057M	2022Q3	1	1.00	\$12,500	\$12,500.00	\$9,682.45
			1	1.00	\$12,500	\$12,500.00	\$9,682.45

	INLET CONVERTED TO MANHOLE / U						
	602096M	2022Q3	1	1.00	\$2,400	\$2,400.00	\$3,030.97
		2022Q4	1	1.00	\$2,800	\$2,800.00	\$3,933.33
			2	2.00	\$5,200	\$2,600.00	\$3,482.15

	RESET EXISTING CASTING / U						
	602099M	2022Q3	2	20.00	\$14,200	\$710.00	\$684.77
		2022Q4	3	28.00	\$24,150	\$862.50	\$863.39
		2023Q1	4	155.00	\$22,890	\$147.68	\$144.39
		2023Q2	3	162.00	\$73,900	\$456.17	\$952.58
			12	365.00	\$135,140	\$370.25	\$587.86

	SET INLET TYPE A, CASTING / U						
	602102M	2022Q4	1	10.00	\$15,500	\$1,550.00	\$1,466.67
		2023Q1	5	47.00	\$11,349	\$241.47	\$251.66
		2023Q2	1	3.00	\$3,300	\$1,100.00	\$1,316.67
			7	60.00	\$30,149	\$502.48	\$507.41

	SET INLET TYPE B, CASTING / U						
	602105M	2022Q3	1	4.00	\$6,800	\$1,700.00	\$1,383.33
		2022Q4	1	21.00	\$47,502	\$2,262.00	\$2,076.33
		2023Q1	5	205.00	\$284,848	\$1,389.50	\$1,458.11
		2023Q2	2	6.00	\$7,940	\$1,323.33	\$1,732.78
			9	236.00	\$347,090	\$1,470.72	\$1,518.84

WEIGHTED AVERAGE ITEM PRICE REPORT
BY REGION, ITEM, AND QUARTER

REGION	ITEM	CALENDAR QUARTER	NUMBER OF OCCUR'S	TOTAL QUANTITY	TOTAL DOLLARS	AVERAGE AWARDED PRICE	AVERAGE OF LOW 3 BIDDERS
N	SET INLET TYPE E, CASTING / U						
	602108M	2022Q3	2	2.00	\$3,700	\$1,850.00	\$1,837.99
		2022Q4	1	10.00	\$17,000	\$1,700.00	\$1,743.33
		2023Q1	5	57.00	\$32,885	\$576.93	\$599.97
			8	69.00	\$53,585	\$776.59	\$801.56
	SET INLET TYPE ES, CASTING / U						
	602111M	2023Q1	2	10.00	\$500	\$50.00	\$55.00
			2	10.00	\$500	\$50.00	\$55.00
	SET MANHOLE CASTING / U						
	602114M	2022Q3	1	4.00	\$4,200	\$1,050.00	\$1,000.00
		2023Q1	5	158.00	\$127,240	\$805.32	\$897.30
		2023Q2	1	14.00	\$15,400	\$1,100.00	\$1,327.44
			7	176.00	\$146,840	\$834.32	\$933.85
	SET SQUARE FRAMED MANHOLE CASTING, CIRCU / U						
	602117M	2023Q1	3	6.00	\$14,600	\$2,433.33	\$2,562.50
			3	6.00	\$14,600	\$2,433.33	\$2,562.50
	RECONSTRUCTED INLET, TYPE A, USING EXIST / U						
	602120M	2023Q1	2	11.00	\$550	\$50.00	\$56.06
		2023Q2	1	1.00	\$8,125	\$8,125.00	\$8,125.00
			3	12.00	\$8,675	\$722.92	\$728.47
	RECONSTRUCTED INLET, TYPE B, USING EXIST / U						
	602123M	2022Q3	1	1.00	\$2,000	\$2,000.00	\$2,750.00

(item continued)

WEIGHTED AVERAGE ITEM PRICE REPORT
BY REGION, ITEM, AND QUARTER

REGION	ITEM	CALENDAR QUARTER	NUMBER OF OCCUR'S	TOTAL QUANTITY	TOTAL DOLLARS	AVERAGE AWARDED PRICE	AVERAGE OF LOW 3 BIDDERS
N	RECONSTRUCTED INLET, TYPE B, USING EXIST / U						
	602123M	2022Q4	1	1.00	\$2,500	\$2,500.00	\$2,300.00
		2023Q1	3	14.00	\$9,613	\$686.64	\$446.14
		2023Q2	3	9.00	\$28,219	\$3,135.44	\$2,540.63
			8	25.00	\$42,332	\$1,693.28	\$1,366.47
	RECONSTRUCTED INLET, TYPE E, USING EXIST / U						
	602129M	2023Q1	3	12.00	\$3,571	\$297.58	\$208.22
		2023Q2	1	7.00	\$11,900	\$1,700.00	\$2,316.67
			4	19.00	\$15,471	\$814.26	\$985.02
	RECONSTRUCTED INLET, TYPE ____, EXIST CAST / U						
	602148M	2023Q2	1	1.00	\$1,700	\$1,700.00	\$2,900.00
			1	1.00	\$1,700	\$1,700.00	\$2,900.00
	RECONSTRUCTED INLET, TYPE A, USING NEW C / U						
	602150M	2023Q1	5	29.00	\$18,775	\$647.41	\$605.44
		2023Q2	1	1.00	\$1,900	\$1,900.00	\$2,300.00
			6	30.00	\$20,675	\$689.17	\$661.92
	RECONSTRUCTED INLET, TYPE B, USING NEW C / U						
	602153M	2023Q1	6	150.00	\$263,453	\$1,756.35	\$1,685.41
		2023Q2	2	31.00	\$77,660	\$2,505.16	\$2,936.05
			8	181.00	\$341,113	\$1,884.60	\$1,899.61
	RECONSTRUCTED INLET, TYPE E, USING NEW C / U						
	602159M	2023Q1	5	39.00	\$48,504	\$1,243.69	\$1,178.71
			5	39.00	\$48,504	\$1,243.69	\$1,178.71

WEIGHTED AVERAGE ITEM PRICE REPORT
BY REGION, ITEM, AND QUARTER

REGION	ITEM	CALENDAR QUARTER	NUMBER OF OCCUR'S	TOTAL QUANTITY	TOTAL DOLLARS	AVERAGE AWARDED PRICE	AVERAGE OF LOW 3 BIDDERS
N	RECONSTRUCTED MANHOLE, USING EXISTING CA / U						
	602180M	2023Q1	2	20.00	\$1,000	\$50.00	\$46.67
		2023Q2	1	2.00	\$3,400	\$1,700.00	\$2,150.00
			3	22.00	\$4,400	\$200.00	\$237.88
	RECONSTRUCTED MANHOLE, USING NEW CASTING / U						
	602183M	2023Q1	3	14.00	\$7,700	\$550.00	\$476.19
		2023Q2	1	1.00	\$2,450	\$2,450.00	\$3,230.01
			4	15.00	\$10,150	\$676.67	\$659.78
	EXTENSION RING FOR EXISTING MANHOLE, 4' / U						
	602198M	2022Q4	1	15.00	\$6,750	\$450.00	\$300.33
			1	15.00	\$6,750	\$450.00	\$300.33
	BICYCLE SAFE GRATE / U						
	602210M	2022Q4	1	10.00	\$6,000	\$600.00	\$533.33
		2023Q1	5	209.00	\$14,498	\$69.37	\$60.09
		2023Q2	6	66.00	\$30,827	\$467.08	\$519.50
			12	285.00	\$51,325	\$180.09	\$183.09
	CURB PIECE / U						
	602213M	2022Q4	3	12.00	\$7,450	\$620.83	\$562.50
		2023Q1	6	316.00	\$38,116	\$120.62	\$125.55
		2023Q2	7	205.00	\$94,021	\$458.64	\$576.50
			16	533.00	\$139,587	\$261.89	\$308.83
	CLEANING DRAINAGE STRUCTURE / U						
	602216M	2022Q3	2	35.00	\$20,110	\$574.57	\$499.77

(item continued)

WEIGHTED AVERAGE ITEM PRICE REPORT
BY REGION, ITEM, AND QUARTER

REGION	ITEM	CALENDAR QUARTER	NUMBER OF OCCUR'S	TOTAL QUANTITY	TOTAL DOLLARS	AVERAGE AWARDED PRICE	AVERAGE OF LOW 3 BIDDERS
N	CLEANING DRAINAGE STRUCTURE / U						
	602216M	2022Q4	1	15.00	\$5,625	\$375.00	\$426.67
		2023Q1	6	120.00	\$16,800	\$140.00	\$143.39
		2023Q2	5	201.00	\$120,000	\$597.01	\$486.03
			14	371.00	\$162,535	\$438.10	\$374.10
	MANUFACTURED TREATMENT DEVICE / U						
	602229M	2023Q2	1	1.00	\$110,000	\$110,000	\$91,410.28
			1	1.00	\$110,000	\$110,000	\$91,410.28
	INLET, NON-STANDARD / U						
	602290M	2023Q1	1	1.00	\$7,750	\$7,750.00	\$5,750.00
			1	1.00	\$7,750	\$7,750.00	\$5,750.00
	TIDAL CHECK VALVE, SIZE 18" / U						
	602345M	2023Q2	1	2.00	\$11,200	\$5,600.00	\$7,866.67
			1	2.00	\$11,200	\$5,600.00	\$7,866.67
	TIDAL CHECK VALVE, SIZE 24" / U						
	602346M	2023Q2	1	1.00	\$9,400	\$9,400.00	\$11,133.33
			1	1.00	\$9,400	\$9,400.00	\$11,133.33
	TIDAL CHECK VALVE, SIZE 30" / U						
	602347M	2023Q2	1	2.00	\$24,000	\$12,000.00	\$16,000.00
			1	2.00	\$24,000	\$12,000.00	\$16,000.00

WEIGHTED AVERAGE ITEM PRICE REPORT
 BY REGION, ITEM, AND QUARTER

REGION	ITEM	CALENDAR QUARTER	NUMBER OF OCCUR'S	TOTAL QUANTITY	TOTAL DOLLARS	AVERAGE AWARDED PRICE	AVERAGE OF LOW 3 BIDDERS
N	RIPRAP STONE SLOPE PROTECTION, 18" THICK / SY						
	603021P	2023Q2	1	34.00	\$4,420	\$130.00	\$160.00
			1	34.00	\$4,420	\$130.00	\$160.00
	RIPRAP STONE SLOPE PROTECTION, 24" THICK / SY						
	603024P	2022Q3	1	96.00	\$10,560	\$110.00	\$113.33
			1	96.00	\$10,560	\$110.00	\$113.33
	RIPRAP STONE CHANNEL PROTECTION, 12" THI / SY						
	603036P	2023Q2	1	6.00	\$1,800	\$300.00	\$443.93
			1	6.00	\$1,800	\$300.00	\$443.93
	RIPRAP STONE CHANNEL PROTECTION, 24" THI / SY						
	603048P	2023Q2	1	23.00	\$3,910	\$170.00	\$281.67
			1	23.00	\$3,910	\$170.00	\$281.67
	CHAIN-LINK FENCE, PVC-COATED STEEL, 6' H / LF						
	605027P	2023Q1	1	1,108.00	\$87,532	\$79.00	\$66.33
			1	1,108.00	\$87,532	\$79.00	\$66.33
	DEER FENCE, TEMPORARY / LF						
	605205P	2022Q3	1	929.00	\$6,039	\$6.50	\$15.50
			1	929.00	\$6,039	\$6.50	\$15.50
	RESET FENCE / LF						
	605212P	2023Q2	2	32.00	\$1,856	\$58.00	\$85.65
			2	32.00	\$1,856	\$58.00	\$85.65

WEIGHTED AVERAGE ITEM PRICE REPORT
BY REGION, ITEM, AND QUARTER

REGION	ITEM	CALENDAR QUARTER	NUMBER OF OCCUR'S	TOTAL QUANTITY	TOTAL DOLLARS	AVERAGE AWARDED PRICE	AVERAGE OF LOW 3 BIDDERS
N	HOT MIX ASPHALT SIDEWALK, 5 1/2" THICK / SY						
	606009P	2022Q3	1	20.00	\$2,300	\$115.00	\$108.30
			1	20.00	\$2,300	\$115.00	\$108.30

	CONCRETE SIDEWALK, 4" THICK / SY						
	606012P	2022Q3	2	571.00	\$64,972	\$113.79	\$116.62
		2022Q4	3	849.00	\$178,542	\$210.30	\$181.75
		2023Q1	5	1,250.00	\$108,000	\$86.40	\$76.13
		2023Q2	4	1,888.00	\$407,491	\$215.83	\$224.71
			14	4,558.00	\$759,005	\$166.52	\$162.42

	TINTED CONCRETE SIDEWALK, 4" THICK / SY						
	606013P	2022Q4	1	125.00	\$31,250	\$250.00	\$180.00
			1	125.00	\$31,250	\$250.00	\$180.00

	CONCRETE SIDEWALK, 6" THICK / SY						
	606018P	2023Q1	6	2,124.00	\$295,735	\$139.23	\$133.46
			6	2,124.00	\$295,735	\$139.23	\$133.46

	CONCRETE SIDEWALK, 8" THICK / SY						
	606021P	2023Q1	1	46.00	\$8,556	\$186.00	\$182.00
			1	46.00	\$8,556	\$186.00	\$182.00

	CONCRETE SIDEWALK, REINFORCED, 6" THICK / SY						
	606024P	2023Q2	1	583.00	\$35,143	\$60.28	\$481.76
			1	583.00	\$35,143	\$60.28	\$481.76

WEIGHTED AVERAGE ITEM PRICE REPORT
BY REGION, ITEM, AND QUARTER

REGION	ITEM	CALENDAR QUARTER	NUMBER OF OCCUR'S	TOTAL QUANTITY	TOTAL DOLLARS	AVERAGE AWARDED PRICE	AVERAGE OF LOW 3 BIDDERS
N	RESET PRECAST CONCRETE PAVERS / SY						
	606028P	2023Q1	2	38.00	\$7,224	\$190.11	\$168.11
			2	38.00	\$7,224	\$190.11	\$168.11

	BRICK PAVERS / SY						
	606029P	2022Q4	1	69.00	\$18,975	\$275.00	\$370.83
		2023Q1	1	25.00	\$2,500	\$100.00	\$250.00
			2	94.00	\$21,475	\$228.46	\$338.70

	HOT MIX ASPHALT DRIVEWAY, 4" THICK / SY						
	606036P	2023Q2	2	1,087.00	\$76,090	\$70.00	\$87.54
			2	1,087.00	\$76,090	\$70.00	\$87.54

	HOT MIX ASPHALT DRIVEWAY, 6" THICK / SY						
	606039P	2022Q3	1	1,635.00	\$138,975	\$85.00	\$86.37
		2023Q1	5	1,081.00	\$54,735	\$50.63	\$57.08
			6	2,716.00	\$193,710	\$71.32	\$74.71

	HOT MIX ASPHALT DRIVEWAY, 8" THICK / SY						
	606040P	2023Q1	3	184.00	\$19,280	\$104.78	\$121.09
			3	184.00	\$19,280	\$104.78	\$121.09

	HOT MIX ASPHALT DRIVEWAY, VARIABLE THICK / SY						
	606042P	2022Q3	2	758.00	\$57,480	\$75.83	\$84.52
		2023Q1	5	15,370.00	\$817,078	\$53.16	\$52.41
		2023Q2	2	259.00	\$24,213	\$93.49	\$97.25
			9	16,387.00	\$898,771	\$54.85	\$54.60

WEIGHTED AVERAGE ITEM PRICE REPORT
BY REGION, ITEM, AND QUARTER

REGION	ITEM	CALENDAR QUARTER	NUMBER OF OCCUR'S	TOTAL QUANTITY	TOTAL DOLLARS	AVERAGE AWARDED PRICE	AVERAGE OF LOW 3 BIDDERS
N	CONCRETE DRIVEWAY, 4" THICK / SY						
	606045P	2022Q4	1	19.00	\$4,698	\$247.25	\$229.17
			1	19.00	\$4,698	\$247.25	\$229.17
	CONCRETE DRIVEWAY, 6" THICK / SY						
	606051P	2022Q3	2	131.00	\$17,775	\$135.69	\$144.07
		2023Q1	2	223.00	\$37,845	\$169.71	\$155.21
		2023Q2	1	30.00	\$11,100	\$370.00	\$361.33
			5	384.00	\$66,720	\$173.75	\$167.51
	CONCRETE DRIVEWAY, REINFORCED, 8" THICK / SY						
	606060P	2023Q1	3	349.00	\$69,990	\$200.54	\$177.86
			3	349.00	\$69,990	\$200.54	\$177.86
	HOT MIX ASPHALT ISLAND, 4" THICK / SY						
	606063P	2023Q2	1	479.00	\$33,530	\$70.00	\$81.67
			1	479.00	\$33,530	\$70.00	\$81.67
	CONCRETE ISLAND, 4" THICK / SY						
	606075P	2022Q3	2	122.00	\$12,710	\$104.18	\$115.27
		2023Q1	1	106.00	\$20,670	\$195.00	\$213.33
		2023Q2	3	1,080.00	\$134,310	\$124.36	\$107.56
			6	1,308.00	\$167,690	\$128.20	\$116.85
	CONCRETE ISLAND, 6" THICK / SY						
	606078P	2023Q1	2	1,259.00	\$209,517	\$166.42	\$164.61
			2	1,259.00	\$209,517	\$166.42	\$164.61

WEIGHTED AVERAGE ITEM PRICE REPORT
BY REGION, ITEM, AND QUARTER

REGION	ITEM	CALENDAR QUARTER	NUMBER OF OCCUR'S	TOTAL QUANTITY	TOTAL DOLLARS	AVERAGE AWARDED PRICE	AVERAGE OF LOW 3 BIDDERS
N	CONCRETE ISLAND, 8" THICK / SY						
	606081P	2022Q3	1	28.00	\$8,540	\$305.00	\$218.33
			1	28.00	\$8,540	\$305.00	\$218.33
	DETECTABLE WARNING SURFACE / SY						
	606084P	2022Q3	1	30.00	\$22,500	\$750.00	\$405.38
		2022Q4	3	63.00	\$18,410	\$292.22	\$582.96
		2023Q1	6	233.00	\$57,382	\$246.27	\$193.70
		2023Q2	3	186.00	\$57,896	\$311.27	\$359.30
			13	512.00	\$156,188	\$305.05	\$314.16
	TURF PAVERS / SY						
	606095P	2022Q3	1	50.00	\$10,000	\$200.00	\$215.00
		2022Q4	1	460.00	\$161,000	\$350.00	\$320.17
		2023Q1	1	72.00	\$12,600	\$175.00	\$237.50
		2023Q2	2	616.00	\$118,401	\$192.21	\$311.05
			5	1,198.00	\$302,001	\$252.09	\$306.12
	STAMPED COLORED CONC SIDEWALKS, 4" / SY						
	606103P	2023Q1	1	11.00	\$3,630	\$330.00	\$390.00
			1	11.00	\$3,630	\$330.00	\$390.00
	15" X 41" CONCRETE BARRIER CURB / LF						
	607003P	2023Q1	1	40.00	\$5,280	\$132.00	\$172.33
			1	40.00	\$5,280	\$132.00	\$172.33
	24" X 41" CONCRETE BARRIER CURB / LF						
	607012P	2023Q1	1	40.00	\$37,800	\$945.00	\$728.33
			1	40.00	\$37,800	\$945.00	\$728.33

WEIGHTED AVERAGE ITEM PRICE REPORT
BY REGION, ITEM, AND QUARTER

REGION	ITEM	CALENDAR QUARTER	NUMBER OF OCCUR'S	TOTAL QUANTITY	TOTAL DOLLARS	AVERAGE AWARDED PRICE	AVERAGE OF LOW 3 BIDDERS
N	9" X 16" CONCRETE VERTICAL CURB / LF						
	607018P	2022Q3	3	8,882.00	\$410,225	\$46.19	\$47.71
		2022Q4	3	1,300.00	\$160,674	\$123.60	\$105.79
		2023Q1	8	16,846.00	\$1,364,939	\$81.02	\$67.41
		2023Q2	4	15,454.00	\$952,345	\$61.62	\$62.05
			18	42,482.00	\$2,888,183	\$67.99	\$62.52
	9" X 18" CONCRETE VERTICAL CURB / LF						
	607021P	2022Q4	1	112.00	\$12,880	\$115.00	\$130.00
		2023Q1	5	9,040.00	\$687,913	\$76.10	\$65.34
			6	9,152.00	\$700,793	\$76.57	\$66.13
	9" X 20" CONCRETE VERTICAL CURB / LF						
	607024P	2022Q4	1	56.00	\$6,720	\$120.00	\$140.00
		2023Q1	5	1,344.00	\$102,533	\$76.29	\$69.14
			6	1,400.00	\$109,253	\$78.04	\$71.98
	9" X 22" CONCRETE VERTICAL CURB / LF						
	607027P	2023Q2	1	122.00	\$11,651	\$95.50	\$124.50
			1	122.00	\$11,651	\$95.50	\$124.50
	12" X 13" CONCRETE SLOPING CURB / LF						
	607030P	2022Q3	1	216.00	\$8,640	\$40.00	\$56.30
		2023Q1	4	3,245.00	\$147,868	\$45.57	\$58.62
		2023Q2	1	35.00	\$6,641	\$189.75	\$153.25
			6	3,496.00	\$163,149	\$46.67	\$59.42
	9" X 14" CONCRETE VERTICAL CURB / LF						
	607034P	2022Q3	2	1,096.00	\$52,624	\$48.01	\$49.81

(item continued)

WEIGHTED AVERAGE ITEM PRICE REPORT
BY REGION, ITEM, AND QUARTER

REGION	ITEM	CALENDAR QUARTER	NUMBER OF OCCUR'S	TOTAL QUANTITY	TOTAL DOLLARS	AVERAGE AWARDED PRICE	AVERAGE OF LOW 3 BIDDERS
N	9" X 14" CONCRETE VERTICAL CURB / LF						
	607034P	2023Q1	1	100.00	\$5,000	\$50.00	\$77.50
		2023Q2	5	8,085.00	\$719,669	\$89.01	\$73.63
			8	9,281.00	\$777,293	\$83.75	\$70.86

	24" X VARIABLE HEIGHT CONCRETE BARRIER C / LF						
	607060P	2022Q3	1	318.00	\$79,500	\$250.00	\$301.67
			1	318.00	\$79,500	\$250.00	\$301.67

	9" X VARIABLE HEIGHT CONCRETE VERTICAL C / LF						
	607069P	2023Q1	3	250.00	\$19,650	\$78.60	\$73.10
		2023Q2	1	1,650.00	\$206,250	\$125.00	\$114.17
			4	1,900.00	\$225,900	\$118.89	\$108.76

	GRANITE CURB / LF						
	607075P	2022Q3	1	41.00	\$1,640	\$40.00	\$63.77
			1	41.00	\$1,640	\$40.00	\$63.77

	BELGIAN BLOCK CURB / LF						
	607076P	2023Q1	1	24.00	\$1,800	\$75.00	\$86.00
		2023Q2	1	100.00	\$14,000	\$140.00	\$170.00
			2	124.00	\$15,800	\$127.42	\$153.74

	9" X 4" HOT MIX ASPHALT CURB / LF						
	607081P	2022Q3	1	467.00	\$10,041	\$21.50	\$24.15
			1	467.00	\$10,041	\$21.50	\$24.15

WEIGHTED AVERAGE ITEM PRICE REPORT
BY REGION, ITEM, AND QUARTER

REGION	ITEM	CALENDAR QUARTER	NUMBER OF OCCUR'S	TOTAL QUANTITY	TOTAL DOLLARS	AVERAGE AWARDED PRICE	AVERAGE OF LOW 3 BIDDERS
N	15" X 51" F SHAPE CONCRETE BARRIER CURB / LF						
	607110P	2023Q1	1	248.00	\$45,384	\$183.00	\$206.00
			1	248.00	\$45,384	\$183.00	\$206.00
	15" X VAR HT F SHAPE CONC BAR CURB, DOW / LF						
	607113P	2023Q1	1	35.00	\$6,510	\$186.00	\$208.67
			1	35.00	\$6,510	\$186.00	\$208.67
	SAWCUT VERTICAL CURB / LF						
	607120P	2023Q1	1	1,000.00	\$85,000	\$85.00	\$102.50
			1	1,000.00	\$85,000	\$85.00	\$102.50
	NONVEGETATIVE SURFACE, HOT MIX ASPHALT / SY						
	608003P	2022Q3	1	160.00	\$8,800	\$55.00	\$78.33
		2022Q4	1	266.00	\$19,950	\$75.00	\$87.50
		2023Q1	5	677.00	\$41,755	\$61.68	\$55.67
		2023Q2	3	15,429.00	\$761,816	\$49.38	\$49.59
			10	16,532.00	\$832,321	\$50.35	\$50.73
	NONVEGETATIVE SURFACE, POROUS HMA 4" / SY						
	608004P	2023Q1	1	1,165.00	\$135,140	\$116.00	\$73.00
		2023Q2	2	4,299.00	\$279,990	\$65.13	\$51.90
			3	5,464.00	\$415,130	\$75.98	\$56.40
	NONVEGETATIVE SURFACE, POROUS HOT MIX AS / SY						
	608005P	2022Q3	1	225.00	\$15,975	\$71.00	\$68.77
		2023Q1	2	1,097.00	\$114,052	\$103.97	\$75.87

(item continued)

WEIGHTED AVERAGE ITEM PRICE REPORT
BY REGION, ITEM, AND QUARTER

REGION	ITEM	CALENDAR QUARTER	NUMBER OF OCCUR'S	TOTAL QUANTITY	TOTAL DOLLARS	AVERAGE AWARDED PRICE	AVERAGE OF LOW 3 BIDDERS
N	NONVEGETATIVE SURFACE, POROUS HOT MIX AS / SY						
	608005P	2023Q2	1	500.00	\$40,000	\$80.00	\$70.67
			4	1,822.00	\$170,027	\$93.32	\$73.57
	NONVEGETATIVE SURFACE, POLYESTER MATTING / SY						
	608012P	2022Q3	1	698.00	\$40,135	\$57.50	\$56.18
		2023Q2	1	9,381.00	\$541,753	\$57.75	\$55.26
			2	10,079.00	\$581,888	\$57.73	\$55.32
	NONVEGETATIVE SURFACE, BROKEN STONE / SY						
	608015P	2023Q1	1	360.00	\$11,880	\$33.00	\$49.33
		2023Q2	2	1,295.00	\$91,294	\$70.50	\$45.63
			3	1,655.00	\$103,174	\$62.34	\$46.44
	BEAM GUIDE RAIL / LF						
	609003M	2022Q3	2	1,255.00	\$58,355	\$46.50	\$45.52
		2022Q4	1	325.00	\$15,600	\$48.00	\$62.75
		2023Q1	2	65,307.00	\$4,399,348	\$67.36	\$58.67
		2023Q2	5	42,049.00	\$1,642,408	\$39.06	\$38.47
			10	108,936.00	\$6,115,711	\$56.14	\$50.73
	BEAM GUIDE RAIL, BRIDGE / LF						
	609004M	2023Q1	1	85.00	\$20,230	\$238.00	\$221.00
		2023Q2	1	174.00	\$72,789	\$418.33	\$406.11
			2	259.00	\$93,019	\$359.15	\$345.36
	BEAM GUIDE RAIL, DUAL-FACED / LF						
	609006M	2023Q2	4	1,771.00	\$94,774	\$53.51	\$60.06
			4	1,771.00	\$94,774	\$53.51	\$60.06

WEIGHTED AVERAGE ITEM PRICE REPORT
BY REGION, ITEM, AND QUARTER

REGION	ITEM	CALENDAR QUARTER	NUMBER OF OCCUR'S	TOTAL QUANTITY	TOTAL DOLLARS	AVERAGE AWARDED PRICE	AVERAGE OF LOW 3 BIDDERS
N	MODIFIED THRIE BEAM GUIDE RAIL / LF						
	609009M	2022Q3	1	19.00	\$2,128	\$112.00	\$111.70
		2023Q1	1	2,750.00	\$187,000	\$68.00	\$75.25
		2023Q2	1	28.00	\$2,750	\$98.20	\$90.85
			3	2,797.00	\$191,878	\$68.60	\$75.65
	THRIE BEAM GUIDE RAIL, BRIDGE / LF						
	609015M	2023Q2	1	400.00	\$86,400	\$216.00	\$209.33
			1	400.00	\$86,400	\$216.00	\$209.33
	FLARED GUIDE RAIL TERMINAL / U						
	609024M	2023Q1	1	225.00	\$675,000	\$3,000.00	\$3,600.00
			1	225.00	\$675,000	\$3,000.00	\$3,600.00
	BURIED GUIDE RAIL TERMINAL / U						
	609025M	2022Q3	1	1.00	\$3,350	\$3,350.00	\$3,102.00
		2023Q1	1	5.00	\$5	\$1.00	\$1,250.50
		2023Q2	1	1.00	\$2,890	\$2,890.00	\$2,671.67
			3	7.00	\$6,245	\$892.14	\$1,718.02
	TANGENT GUIDE RAIL TERMINAL / U						
	609027M	2022Q3	2	9.00	\$38,300	\$4,255.56	\$4,300.92
		2023Q1	2	82.00	\$249,530	\$3,043.05	\$4,072.89
		2023Q2	4	66.00	\$296,279	\$4,489.08	\$4,185.12
			8	157.00	\$584,109	\$3,720.44	\$4,133.14
	TELESCOPING GUIDE RAIL END TERMINAL / U						
	609030M	2023Q1	1	35.00	\$105,000	\$3,000.00	\$4,100.00

(item continued)

WEIGHTED AVERAGE ITEM PRICE REPORT
BY REGION, ITEM, AND QUARTER

REGION	ITEM	CALENDAR QUARTER	NUMBER OF OCCUR'S	TOTAL QUANTITY	TOTAL DOLLARS	AVERAGE AWARDED PRICE	AVERAGE OF LOW 3 BIDDERS
N	TELESCOPING GUIDE RAIL END TERMINAL / U						
	609030M	2023Q2	2	13.00	\$103,530	\$7,963.85	\$7,770.26
			3	48.00	\$208,530	\$4,344.38	\$5,094.03
	CONTROLLED RELEASE TERMINAL / U						
	609033M	2023Q1	1	10.00	\$7,500	\$750.00	\$1,750.00
		2023Q2	2	4.00	\$11,180	\$2,794.99	\$2,621.25
			3	14.00	\$18,680	\$1,334.28	\$1,998.93
	CONTROLLED RELEASE TERMINAL ANCHORAGE / U						
	609036M	2023Q1	1	5.00	\$3,750	\$750.00	\$1,625.00
		2023Q2	2	2.00	\$5,400	\$2,699.98	\$2,537.49
			3	7.00	\$9,150	\$1,307.14	\$1,885.71
	BEAM GUIDE RAIL ANCHORAGE / U						
	609039M	2022Q3	2	9.00	\$18,500	\$2,055.56	\$2,236.46
		2022Q4	1	2.00	\$4,600	\$2,300.00	\$3,283.33
		2023Q1	2	64.00	\$68,896	\$1,076.50	\$1,910.92
		2023Q2	4	84.00	\$147,480	\$1,755.71	\$1,621.15
			9	159.00	\$239,476	\$1,506.14	\$1,793.52
	BEAM GUIDE RAIL POST / U						
	609042M	2023Q2	4	301.00	\$31,198	\$103.65	\$107.97
			4	301.00	\$31,198	\$103.65	\$107.97
	BEAM GUIDE RAIL POST, 8' LONG / U						
	609048M	2023Q2	1	32.00	\$3,712	\$116.00	\$114.03
			1	32.00	\$3,712	\$116.00	\$114.03

WEIGHTED AVERAGE ITEM PRICE REPORT
BY REGION, ITEM, AND QUARTER

REGION	ITEM	CALENDAR QUARTER	NUMBER OF OCCUR'S	TOTAL QUANTITY	TOTAL DOLLARS	AVERAGE AWARDED PRICE	AVERAGE OF LOW 3 BIDDERS
N	BEAM GUIDE RAIL ELEMENT / LF						
	609054M	2022Q3	1	25.00	\$400	\$16.00	\$43.67
			1	25.00	\$400	\$16.00	\$43.67

	APPROACH GUIDE RAIL TRANSITION TL-3 / U						
	609059M	2022Q3	2	3.00	\$12,650	\$4,216.67	\$5,473.33
		2023Q2	2	6.00	\$30,216	\$5,036.03	\$4,543.51
			4	9.00	\$42,866	\$4,762.91	\$4,853.45

	REMOVAL OF BEAM GUIDE RAIL / LF						
	609075M	2022Q3	1	1,110.00	\$3,885	\$3.50	\$3.18
		2022Q4	2	406.00	\$766	\$1.89	\$5.93
		2023Q1	1	1,302.00	\$1,302	\$1.00	\$4.00
		2023Q2	5	42,730.00	\$66,213	\$1.55	\$1.37
			9	45,548.00	\$72,166	\$1.58	\$1.53

	TRAFFIC STRIPES, 4" / LF						
	610003M	2022Q3	2	68,357.00	\$29,884	\$0.44	\$0.51
		2022Q4	4	306,347.00	\$259,708	\$0.85	\$0.65
		2023Q1	12	1,136,495.00	\$550,932	\$0.48	\$0.47
		2023Q2	6	381,297.00	\$215,111	\$0.56	\$0.92
			24	1,892,496.00	\$1,055,634	\$0.56	\$0.59

	TRAFFIC STRIPES, 6" / LF						
	610006M	2022Q3	1	63,600.00	\$36,252	\$0.57	\$0.53
		2022Q4	1	275,000.00	\$2,750	\$0.01	\$0.15
		2023Q1	5	163,525.00	\$162,025	\$0.99	\$0.90
		2023Q2	4	497,935.00	\$255,040	\$0.51	\$0.49
			11	1,000,060.00	\$456,067	\$0.46	\$0.46

WEIGHTED AVERAGE ITEM PRICE REPORT
BY REGION, ITEM, AND QUARTER

REGION	ITEM	CALENDAR QUARTER	NUMBER OF OCCUR'S	TOTAL QUANTITY	TOTAL DOLLARS	AVERAGE AWARDED PRICE	AVERAGE OF LOW 3 BIDDERS
N	TRAFFIC STRIPES, 8" / LF						
	610007M	2022Q3	3	3,610.00	\$2,741	\$0.76	\$0.78
		2022Q4	3	17,916.00	\$13,977	\$0.78	\$0.93
		2023Q1	9	97,162.00	\$118,109	\$1.22	\$1.10
		2023Q2	6	20,465.00	\$27,368	\$1.34	\$1.68
			21	139,153.00	\$162,195	\$1.17	\$1.15
	TRAFFIC MARKINGS / SF						
	610009M	2022Q4	1	180.00	\$3,240	\$18.00	\$18.00
		2023Q2	1	4,063.00	\$39,614	\$9.75	\$8.12
			2	4,243.00	\$42,854	\$10.10	\$8.54
	RPM, MONO-DIRECTIONAL, WHITE LENS / U						
	610012M	2022Q3	3	994.00	\$37,369	\$37.59	\$35.67
		2022Q4	4	4,754.00	\$170,306	\$35.82	\$35.72
		2023Q1	8	3,520.00	\$125,541	\$35.67	\$37.20
		2023Q2	8	6,827.00	\$271,882	\$39.82	\$37.13
			23	16,095.00	\$605,099	\$37.60	\$36.64
	TRAFFIC MARKING LINES, 4" / LF						
	610013M	2023Q1	3	27,500.00	\$34,950	\$1.27	\$1.17
			3	27,500.00	\$34,950	\$1.27	\$1.17
	TRAFFIC MARKING LINES, 8" / LF						
	610014M	2022Q3	2	4,750.00	\$7,668	\$1.61	\$1.70
		2022Q4	2	24,628.00	\$27,871	\$1.13	\$1.16
		2023Q1	8	33,455.00	\$87,843	\$2.63	\$2.33
		2023Q2	6	40,973.00	\$61,530	\$1.50	\$1.35
			18	103,806.00	\$184,912	\$1.78	\$1.64

WEIGHTED AVERAGE ITEM PRICE REPORT
BY REGION, ITEM, AND QUARTER

REGION	ITEM	CALENDAR QUARTER	NUMBER OF OCCUR'S	TOTAL QUANTITY	TOTAL DOLLARS	AVERAGE AWARDED PRICE	AVERAGE OF LOW 3 BIDDERS
N	RPM, BI-DIRECTIONAL, WHITE LENS / U						
	610015M	2023Q1	1	174.00	\$4,524	\$26.00	\$55.33
			1	174.00	\$4,524	\$26.00	\$55.33

	TRAFFIC MARKING LINES, 12" / LF						
	610016M	2022Q3	1	70.00	\$154	\$2.20	\$2.17
		2022Q4	1	582.00	\$1,455	\$2.50	\$2.83
		2023Q1	3	2,140.00	\$13,495	\$6.31	\$6.25
		2023Q2	1	13.00	\$35	\$2.69	\$3.90
			6	2,805.00	\$15,139	\$5.40	\$5.43

	TRAFFIC MARKING LINES, 24" / LF						
	610017M	2022Q3	3	2,370.00	\$13,595	\$5.74	\$6.17
		2022Q4	4	10,969.00	\$54,040	\$4.93	\$5.16
		2023Q1	9	30,125.00	\$227,521	\$7.55	\$7.02
		2023Q2	9	30,857.00	\$178,412	\$5.78	\$5.61
			25	74,321.00	\$473,568	\$6.37	\$6.13

	RPM, MONO-DIRECTIONAL, AMBER LENS / U						
	610018M	2022Q3	3	360.00	\$13,520	\$37.56	\$36.00
		2022Q4	3	1,673.00	\$59,739	\$35.71	\$35.26
		2023Q1	8	2,481.00	\$87,298	\$35.19	\$36.95
		2023Q2	6	2,543.00	\$96,929	\$38.12	\$36.80
			20	7,057.00	\$257,485	\$36.49	\$36.45

	RPM, BI-DIRECTIONAL, AMBER LENS / U						
	610021M	2022Q3	1	15.00	\$510	\$34.00	\$35.57
		2022Q4	2	650.00	\$29,142	\$44.83	\$39.94
		2023Q1	8	4,010.00	\$149,123	\$37.19	\$36.98

(item continued)

WEIGHTED AVERAGE ITEM PRICE REPORT
BY REGION, ITEM, AND QUARTER

REGION	ITEM	CALENDAR QUARTER	NUMBER OF OCCUR'S	TOTAL QUANTITY	TOTAL DOLLARS	AVERAGE AWARDED PRICE	AVERAGE OF LOW 3 BIDDERS
N	RPM, BI-DIRECTIONAL, AMBER LENS / U						
	610021M	2023Q2	4	649.00	\$29,389	\$45.28	\$42.01
			15	5,324.00	\$208,164	\$39.10	\$37.95

	REMOVAL OF RPM / U						
	610024M	2022Q3	3	1,235.00	\$10,740	\$8.70	\$12.22
		2022Q4	4	7,311.00	\$64,042	\$8.76	\$4.61
		2023Q1	8	10,071.00	\$84,238	\$8.36	\$5.46
		2023Q2	7	9,351.00	\$178,606	\$19.10	\$11.70
			22	27,968.00	\$337,626	\$12.07	\$7.62

	REMOVAL AND REPLACEMENT OF RPM LENS / U						
	610027M	2023Q1	1	100.00	\$2,000	\$20.00	\$21.50
			1	100.00	\$2,000	\$20.00	\$21.50

	FLEXIBLE DELINEATOR, GROUND MOUNTED / U						
	610030M	2023Q1	1	50.00	\$10,000	\$200.00	\$225.00
			1	50.00	\$10,000	\$200.00	\$225.00

	RUMBLE STRIP / LF						
	610033M	2022Q3	2	32,150.00	\$26,313	\$0.82	\$0.72
		2022Q4	2	68,000.00	\$35,925	\$0.53	\$0.47
		2023Q1	8	160,415.00	\$146,630	\$0.91	\$0.82
		2023Q2	6	280,949.00	\$128,685	\$0.46	\$0.40
			18	541,514.00	\$337,553	\$0.62	\$0.55

	REMOVAL OF TRAFFIC STRIPES / LF						
	610036M	2022Q3	3	119,450.00	\$98,175	\$0.82	\$0.73

(item continued)

WEIGHTED AVERAGE ITEM PRICE REPORT
BY REGION, ITEM, AND QUARTER

REGION	ITEM	CALENDAR QUARTER	NUMBER OF OCCUR'S	TOTAL QUANTITY	TOTAL DOLLARS	AVERAGE AWARDED PRICE	AVERAGE OF LOW 3 BIDDERS
N	REMOVAL OF TRAFFIC STRIPES / LF						
	610036M	2022Q4	3	457,040.00	\$205,993	\$0.45	\$0.36
		2023Q1	9	234,000.00	\$179,870	\$0.77	\$0.76
		2023Q2	9	764,110.00	\$653,784	\$0.86	\$0.82
			24	1,574,600.00	\$1,137,822	\$0.72	\$0.67
	REMOVAL OF RUMBLE STRIP / LF						
	610038M	2022Q3	1	800.00	\$1,320	\$1.65	\$15.28
		2023Q1	1	700.00	\$14,700	\$21.00	\$19.17
		2023Q2	1	134,000.00	\$6,700	\$0.05	\$0.05
			3	135,500.00	\$22,720	\$0.17	\$0.24
	REMOVAL OF TRAFFIC MARKINGS / SF						
	610039M	2022Q3	2	6,200.00	\$18,260	\$2.95	\$2.18
		2022Q4	3	39,337.00	\$8,648	\$0.22	\$0.19
		2023Q1	8	6,250.00	\$21,023	\$3.36	\$2.94
		2023Q2	9	43,961.00	\$229,957	\$5.23	\$3.81
			22	95,748.00	\$277,887	\$2.90	\$2.16
	BOLLARD / U						
	610045M	2023Q1	1	7.00	\$1,750	\$250.00	\$525.00
		2023Q2	1	5.00	\$5,775	\$1,155.00	\$1,593.22
			2	12.00	\$7,525	\$627.08	\$970.09
	TRAFFIC MARKINGS SYMBOLS / SF						
	610060M	2022Q3	3	2,733.00	\$20,439	\$7.48	\$7.64
		2022Q4	3	5,405.00	\$42,611	\$7.88	\$8.10
		2023Q1	11	18,459.00	\$158,716	\$8.60	\$8.93
		2023Q2	4	6,960.00	\$67,936	\$9.76	\$8.84
			21	33,557.00	\$289,701	\$8.63	\$8.67

WEIGHTED AVERAGE ITEM PRICE REPORT
BY REGION, ITEM, AND QUARTER

REGION	ITEM	CALENDAR QUARTER	NUMBER OF OCCUR'S	TOTAL QUANTITY	TOTAL DOLLARS	AVERAGE AWARDED PRICE	AVERAGE OF LOW 3 BIDDERS
N	CRASH CUSH, COMP BAR, TYPE 2, MEDIUM / U						
	611303M	2023Q2	1	2.00	\$72,000	\$36,000.00	\$44,583.33
			1	2.00	\$72,000	\$36,000.00	\$44,583.33
	CRASH CUSH, COMP BAR, TYPE 3, NARROW / U						
	611312M	2022Q3	1	2.00	\$100,000	\$50,000.00	\$39,333.33
		2023Q2	3	21.00	\$885,710	\$42,176.67	\$44,458.89
			4	23.00	\$985,710	\$42,856.96	\$44,013.19
	CRASH CUSHION, COMP BAR, TYPE 3, MEDIUM / U						
	611315M	2023Q2	1	3.00	\$147,000	\$49,000.00	\$56,316.67
			1	3.00	\$147,000	\$49,000.00	\$56,316.67
	CRASH CUSHION, COMP BAR, TYPE 3, WIDE / U						
	611318M	2022Q3	1	1.00	\$62,000	\$62,000.00	\$55,815.03
		2023Q2	2	5.00	\$283,440	\$56,688.00	\$62,448.00
			3	6.00	\$345,440	\$57,573.33	\$61,342.51
	REGULATORY AND WARNING SIGN / SF						
	612003P	2022Q3	2	733.00	\$30,467	\$41.56	\$41.20
		2022Q4	2	634.00	\$33,810	\$53.33	\$68.57
		2023Q1	2	494.00	\$31,656	\$64.08	\$51.36
		2023Q2	5	4,289.00	\$210,403	\$49.06	\$53.64
			11	6,150.00	\$306,336	\$49.81	\$53.51
	GUIDE SIGN, TYPE GA, STEEL "U" POST SUPP / SF						
	612006P	2022Q3	1	87.00	\$2,567	\$29.50	\$30.45

(item continued)

WEIGHTED AVERAGE ITEM PRICE REPORT
BY REGION, ITEM, AND QUARTER

REGION	ITEM	CALENDAR QUARTER	NUMBER OF OCCUR'S	TOTAL QUANTITY	TOTAL DOLLARS	AVERAGE AWARDED PRICE	AVERAGE OF LOW 3 BIDDERS
N	GUIDE SIGN, TYPE GA, STEEL "U" POST SUPP / SF						
	612006P	2023Q2	2	896.00	\$48,352	\$53.96	\$49.20
			3	983.00	\$50,918	\$51.80	\$47.54
	GUIDE SIGN, TYPE GA, BREAKAWAY SUPPORTS / SF						
	612009P	2023Q2	1	126.00	\$23,310	\$185.00	\$178.67
			1	126.00	\$23,310	\$185.00	\$178.67
	GUIDE SIGN PANEL, TYPE GO / SF						
	612015P	2023Q1	1	929.00	\$64,101	\$69.00	\$57.33
		2023Q2	1	464.00	\$11,530	\$24.85	\$49.44
			2	1,393.00	\$75,631	\$54.29	\$54.71
	RELOCATE SIGN / U						
	612021M	2022Q3	1	2.00	\$500	\$250.00	\$283.33
		2022Q4	1	1.00	\$300	\$300.00	\$1,041.67
		2023Q2	2	9.00	\$1,631	\$181.22	\$266.97
			4	12.00	\$2,431	\$202.58	\$334.26
	OVERHEAD STREET NAME SIGNS / SF						
	612030P	2022Q3	1	136.00	\$7,480	\$55.00	\$53.83
		2022Q4	1	165.00	\$9,075	\$55.00	\$65.25
		2023Q2	1	615.00	\$53,505	\$87.00	\$82.67
			3	916.00	\$70,060	\$76.48	\$75.25
	SLOPE REINFORCEMENT & STBL (20" WIDTH) / LF						
	613020P	2023Q2	1	200.00	\$50,000	\$250.00	\$2,181.67
			1	200.00	\$50,000	\$250.00	\$2,181.67

WEIGHTED AVERAGE ITEM PRICE REPORT
BY REGION, ITEM, AND QUARTER

REGION	ITEM	CALENDAR QUARTER	NUMBER OF OCCUR'S	TOTAL QUANTITY	TOTAL DOLLARS	AVERAGE AWARDED PRICE	AVERAGE OF LOW 3 BIDDERS
N	WATER UTILITY RELOCATION / LS						
	651001P	2022Q3	2	2.00	\$161,000	\$80,500.00	\$163,500
		2023Q2	1	1.00	\$115,000	\$115,000	\$90,281.06
			3	3.00	\$276,000	\$92,000.00	\$139,094
	TEMPORARY WATER PIPING / LS						
	651002P	2022Q3	1	1.00	\$35,000	\$35,000.00	\$100,000
			1	1.00	\$35,000	\$35,000.00	\$100,000
	6" DUCTILE IRON WATER PIPE, CLASS 52 / LF						
	651054P	2023Q2	1	10.00	\$10,250	\$1,025.00	\$587.67
			1	10.00	\$10,250	\$1,025.00	\$587.67
	FIRE HYDRANT / U						
	651246M	2022Q3	1	2.00	\$20,000	\$10,000.00	\$10,166.67
		2023Q2	2	2.00	\$29,265	\$14,632.50	\$12,853.77
			3	4.00	\$49,265	\$12,316.25	\$11,510.22
	RELOCATE FIRE HYDRANT / U						
	651249M	2022Q3	1	2.00	\$3,400	\$1,700.00	\$7,733.33
		2023Q2	1	7.00	\$189,385	\$27,055.00	\$22,508.84
			2	9.00	\$192,785	\$21,420.56	\$19,225.39
	RESET FIRE HYDRANT / U						
	651252M	2023Q2	1	3.00	\$29,085	\$9,695.00	\$7,092.15
			1	3.00	\$29,085	\$9,695.00	\$7,092.15

WEIGHTED AVERAGE ITEM PRICE REPORT
BY REGION, ITEM, AND QUARTER

REGION	ITEM	CALENDAR QUARTER	NUMBER OF OCCUR'S	TOTAL QUANTITY	TOTAL DOLLARS	AVERAGE AWARDED PRICE	AVERAGE OF LOW 3 BIDDERS
N	RESET WATER VALVE BOX / U						
	651255M	2022Q3	1	2.00	\$850	\$425.00	\$1,741.67
		2022Q4	1	15.00	\$1,875	\$125.00	\$100.00
		2023Q1	6	368.00	\$20,465	\$55.61	\$40.17
		2023Q2	2	23.00	\$3,820	\$166.09	\$93.28
			10	408.00	\$27,010	\$66.20	\$53.71
	WATER AS-BUILT PLAN / LS						
	651258M	2023Q2	1	1.00	\$9,110	\$9,110.00	\$3,556.96
			1	1.00	\$9,110	\$9,110.00	\$3,556.96
	WET TAP / U						
	651264M	2023Q2	1	1.00	\$14,270	\$14,270.00	\$18,290.00
			1	1.00	\$14,270	\$14,270.00	\$18,290.00
	6" VALVES AND BOXES / U						
	651268M	2023Q2	1	1.00	\$8,030	\$8,030.00	\$6,043.33
			1	1.00	\$8,030	\$8,030.00	\$6,043.33
	RESET MANHOLE, SANITARY SEWER, USING EXI / U						
	652432M	2022Q4	1	1.00	\$1,000	\$1,000.00	\$1,000.00
		2023Q1	1	35.00	\$35,000	\$1,000.00	\$808.33
		2023Q2	1	20.00	\$23,000	\$1,150.00	\$1,016.14
			3	56.00	\$59,000	\$1,053.57	\$885.97
	TEMPORARY SEWER BYPASS / U						
	652437M	2022Q3	1	1.00	\$15,000	\$15,000.00	\$25,333.33
			1	1.00	\$15,000	\$15,000.00	\$25,333.33

WEIGHTED AVERAGE ITEM PRICE REPORT
BY REGION, ITEM, AND QUARTER

REGION	ITEM	CALENDAR QUARTER	NUMBER OF OCCUR'S	TOTAL QUANTITY	TOTAL DOLLARS	AVERAGE AWARDED PRICE	AVERAGE OF LOW 3 BIDDERS
N	SANITARY UTILITY RELOCATION / LS						
	652600P	2022Q3	1	1.00	\$25,000	\$25,000.00	\$28,666.67
			1	1.00	\$25,000	\$25,000.00	\$28,666.67
	GAS UTILITY RELOCATION / LS						
	653001P	2022Q3	1	1.00	\$50,000	\$50,000.00	\$108,333
			1	1.00	\$50,000	\$50,000.00	\$108,333
	TEMPORARY GAS MAIN, _____ / LS						
	653002P	2022Q3	1	1.00	\$45,000	\$45,000.00	\$76,666.67
			1	1.00	\$45,000	\$45,000.00	\$76,666.67
	RESET GAS VALVE BOX / U						
	653084M	2022Q3	2	4.00	\$6,400	\$1,600.00	\$764.38
		2022Q4	1	11.00	\$1,375	\$125.00	\$98.33
		2023Q1	6	246.00	\$5,720	\$23.25	\$21.79
		2023Q2	3	18.00	\$3,895	\$216.39	\$137.07
			12	279.00	\$17,390	\$62.33	\$42.89
	ELECTRICAL UTILITY RELOCATION / LS						
	654007P	2022Q3	1	1.00	\$950,000	\$950,000	\$798,760
		2023Q2	1	1.00	\$228,850	\$228,850	\$275,000
			2	2.00	\$1,178,850	\$589,425	\$536,880
	RELOCATE UNDERGROUND ELECTRIC SERVICE / U						
	654008P	2022Q3	1	4.00	\$88,000	\$22,000.00	\$21,633.33
			1	4.00	\$88,000	\$22,000.00	\$21,633.33

WEIGHTED AVERAGE ITEM PRICE REPORT
BY REGION, ITEM, AND QUARTER

REGION	ITEM	CALENDAR QUARTER	NUMBER OF OCCUR'S	TOTAL QUANTITY	TOTAL DOLLARS	AVERAGE AWARDED PRICE	AVERAGE OF LOW 3 BIDDERS
N	RESET TELECOMMUNICATIONS MANHOLE / U						
	654050M	2023Q1	2	25.00	\$64,395	\$2,575.80	\$2,642.47
			2	25.00	\$64,395	\$2,575.80	\$2,642.47
	TELECOMMUNICATIONS RELOCATION / LS						
	655007P	2023Q2	1	1.00	\$35,460	\$35,460.00	\$20,361.67
			1	1.00	\$35,460	\$35,460.00	\$20,361.67
	FIBER OPTIC UTILITY RELOCATION / LF						
	655020P	2022Q3	1	60.00	\$39,000	\$650.00	\$413.33
			1	60.00	\$39,000	\$650.00	\$413.33
	TEMPORARY TRACK CROSSING / LS						
	655025P	2023Q1	1	1.00	\$43,761	\$43,761.00	\$52,253.67
			1	1.00	\$43,761	\$43,761.00	\$52,253.67
	ELECTRICAL UTILITY RELOCATION, JCP&L / LS						
	655031P	2022Q4	1	1.00	\$45,000	\$45,000.00	\$92,666.67
		2023Q2	2	2.00	\$174,725	\$87,362.50	\$87,987.50
			3	3.00	\$219,725	\$73,241.67	\$89,547.22
	3/4" RIGID METALLIC CONDUIT / LF						
	701006P	2023Q1	1	75.00	\$2,925	\$39.00	\$119.50
			1	75.00	\$2,925	\$39.00	\$119.50
	1 1/2" RIGID METALLIC CONDUIT / LF						
	701012P	2023Q1	4	515.00	\$13,105	\$25.45	\$54.15
			4	515.00	\$13,105	\$25.45	\$54.15

WEIGHTED AVERAGE ITEM PRICE REPORT
BY REGION, ITEM, AND QUARTER

REGION	ITEM	CALENDAR QUARTER	NUMBER OF OCCUR'S	TOTAL QUANTITY	TOTAL DOLLARS	AVERAGE AWARDED PRICE	AVERAGE OF LOW 3 BIDDERS
N	2" RIGID METALLIC CONDUIT / LF						
	701015P	2022Q3	2	75.00	\$4,260	\$56.80	\$71.55
		2022Q4	1	2,671.00	\$259,087	\$97.00	\$101.33
		2023Q1	1	400.00	\$24,000	\$60.00	\$92.50
		2023Q2	2	8,048.00	\$563,174	\$69.98	\$69.81
			6	11,194.00	\$850,521	\$75.98	\$78.16

	2" RIGID METALLIC CONDUIT, PVC COATED / LF						
	701016P	2022Q4	1	1,077.00	\$96,930	\$90.00	\$92.50
		2023Q1	1	1,136.00	\$38,624	\$34.00	\$75.33
			2	2,213.00	\$135,554	\$61.25	\$83.69

	2 1/2" RIGID METALLIC CONDUIT / LF						
	701018P	2022Q4	1	7.00	\$665	\$95.00	\$265.00
		2023Q1	1	100.00	\$1,000	\$10.00	\$70.00
			2	107.00	\$1,665	\$15.56	\$82.76

	3" RIGID METALLIC CONDUIT, PVC COATED / LF						
	701020P	2023Q1	1	632.00	\$41,080	\$65.00	\$111.67
		2023Q2	1	1,222.00	\$182,995	\$149.75	\$123.92
			2	1,854.00	\$224,075	\$120.86	\$119.74

	3" RIGID METALLIC CONDUIT / LF						
	701021P	2022Q3	2	2,520.00	\$195,880	\$77.73	\$78.01
		2022Q4	2	3,570.00	\$321,336	\$90.01	\$107.40
		2023Q1	4	8,261.00	\$620,411	\$75.10	\$69.10
		2023Q2	4	15,489.00	\$1,385,102	\$89.42	\$87.24
			12	29,840.00	\$2,522,729	\$84.54	\$83.85

WEIGHTED AVERAGE ITEM PRICE REPORT
BY REGION, ITEM, AND QUARTER

REGION	ITEM	CALENDAR QUARTER	NUMBER OF OCCUR'S	TOTAL QUANTITY	TOTAL DOLLARS	AVERAGE AWARDED PRICE	AVERAGE OF LOW 3 BIDDERS
N	4" RIGID METALLIC CONDUIT / LF						
	701024P	2023Q2	2	270.00	\$31,200	\$115.56	\$95.10
			2	270.00	\$31,200	\$115.56	\$95.10
	2" RIGID NONMETALLIC CONDUIT / LF						
	701027P	2023Q1	1	150.00	\$6,750	\$45.00	\$60.00
			1	150.00	\$6,750	\$45.00	\$60.00
	3" RIGID NONMETALLIC CONDUIT / LF						
	701030P	2022Q3	1	330.00	\$12,540	\$38.00	\$44.33
		2023Q1	2	6,252.00	\$185,438	\$29.66	\$43.17
			3	6,582.00	\$197,978	\$30.08	\$43.23
	6" RIGID METALLIC CONDUIT / LF						
	701035P	2023Q2	1	1,140.00	\$326,325	\$286.25	\$265.75
			1	1,140.00	\$326,325	\$286.25	\$265.75
	1 1/4" FLEXIBLE METALLIC CONDUIT / LF						
	701036P	2023Q1	1	50.00	\$1,000	\$20.00	\$110.00
			1	50.00	\$1,000	\$20.00	\$110.00
	1 1/2" FLEXIBLE METALLIC CONDUIT / LF						
	701039P	2023Q1	1	50.00	\$1,000	\$20.00	\$110.00
			1	50.00	\$1,000	\$20.00	\$110.00
	1 - 2" FLEXIBLE NONMETALLIC CONDUIT / LF						
	701069P	2023Q2	1	60.00	\$3,330	\$55.50	\$73.83
			1	60.00	\$3,330	\$55.50	\$73.83

WEIGHTED AVERAGE ITEM PRICE REPORT
BY REGION, ITEM, AND QUARTER

REGION	ITEM	CALENDAR QUARTER	NUMBER OF OCCUR'S	TOTAL QUANTITY	TOTAL DOLLARS	AVERAGE AWARDED PRICE	AVERAGE OF LOW 3 BIDDERS
N	FIBERGLASS CONDUIT / LF						
	701091P	2023Q1	1	2,078.00	\$164,162	\$79.00	\$50.67
			1	2,078.00	\$164,162	\$79.00	\$50.67

	38" JUNCTION BOX / U						
	701093M	2023Q1	1	1.00	\$3,000	\$3,000.00	\$3,500.00
			1	1.00	\$3,000	\$3,000.00	\$3,500.00

	17" X 30" JUNCTION BOX / U						
	701099M	2023Q1	1	2.00	\$500	\$250.00	\$1,375.00
			1	2.00	\$500	\$250.00	\$1,375.00

	18" X 36" JUNCTION BOX / U						
	701102M	2022Q3	1	25.00	\$112,500	\$4,500.00	\$4,040.33
		2022Q4	2	45.00	\$963,240	\$21,405.33	\$9,433.56
		2023Q1	2	36.00	\$114,565	\$3,182.36	\$3,220.05
		2023Q2	3	147.00	\$377,844	\$2,570.37	\$3,184.92
			8	253.00	\$1,568,149	\$6,198.22	\$4,385.86

	TRANSITE JUNCTION BOX REMOVAL / U						
	701107M	2022Q3	1	17.00	\$73,100	\$4,300.00	\$3,917.33
			1	17.00	\$73,100	\$4,300.00	\$3,917.33

	12" X 10" X 8" METAL JUNCTION BOX / U						
	701108M	2023Q1	2	12.00	\$21,000	\$1,750.00	\$2,116.67
			2	12.00	\$21,000	\$1,750.00	\$2,116.67

WEIGHTED AVERAGE ITEM PRICE REPORT
BY REGION, ITEM, AND QUARTER

REGION	ITEM	CALENDAR QUARTER	NUMBER OF OCCUR'S	TOTAL QUANTITY	TOTAL DOLLARS	AVERAGE AWARDED PRICE	AVERAGE OF LOW 3 BIDDERS
N	24" X 24" X 12" METAL JUNCTION BOX / U						
	701110M	2022Q4	1	26.00	\$58,500	\$2,250.00	\$2,855.00
			1	26.00	\$58,500	\$2,250.00	\$2,855.00
	12" X 20" X 18" METAL JUNCTION BOX / U						
	701111M	2023Q1	1	6.00	\$8,364	\$1,394.00	\$1,731.33
			1	6.00	\$8,364	\$1,394.00	\$1,731.33
	18" X 8" X 6" METAL JUNCTION BOX / U						
	701112M	2023Q2	1	2.00	\$19,460	\$9,730.00	\$4,443.33
			1	2.00	\$19,460	\$9,730.00	\$4,443.33
	12" X 20" X 36" METAL JUNCTION BOX / U						
	701114M	2023Q1	1	13.00	\$11,648	\$896.00	\$1,832.00
			1	13.00	\$11,648	\$896.00	\$1,832.00
	JUNCTION BOX FOUNDATION / U						
	701117M	2022Q3	2	5.00	\$16,050	\$3,210.00	\$3,707.33
		2023Q1	2	53.00	\$151,462	\$2,857.77	\$3,129.32
		2023Q2	2	15.00	\$44,960	\$2,997.33	\$3,394.11
			6	73.00	\$212,472	\$2,910.58	\$3,223.32
	JUNCTION BOX MODIFICATIONS / LS						
	701118P	2022Q3	2	2.00	\$16,000	\$8,000.00	\$10,118.33
		2023Q2	2	2.00	\$23,480	\$11,740.00	\$8,824.63
			4	4.00	\$39,480	\$9,870.00	\$9,471.48

WEIGHTED AVERAGE ITEM PRICE REPORT
BY REGION, ITEM, AND QUARTER

REGION	ITEM	CALENDAR QUARTER	NUMBER OF OCCUR'S	TOTAL QUANTITY	TOTAL DOLLARS	AVERAGE AWARDED PRICE	AVERAGE OF LOW 3 BIDDERS
N	JUNCTION BOX FRAME AND COVER / U						
	701120M	2022Q4	1	3.00	\$5,514	\$1,838.00	\$2,178.67
		2023Q1	3	32.00	\$49,936	\$1,560.50	\$1,512.59
			4	35.00	\$55,450	\$1,584.29	\$1,569.68

	FOUNDATION, TYPE SFT / U						
	701123M	2022Q3	1	2.00	\$8,000	\$4,000.00	\$3,587.33
		2022Q4	2	12.00	\$40,650	\$3,387.50	\$3,262.78
		2023Q1	1	10.00	\$20,000	\$2,000.00	\$2,700.00
		2023Q2	3	50.00	\$126,490	\$2,529.80	\$2,583.65
			7	74.00	\$195,140	\$2,637.03	\$2,736.63

	FOUNDATION, TYPE MCF / U						
	701126M	2023Q1	1	3.00	\$2,250	\$750.00	\$1,275.00
		2023Q2	1	4.00	\$10,040	\$2,510.00	\$2,686.67
			2	7.00	\$12,290	\$1,755.71	\$2,081.67

	FOUNDATION, TYPE P-MC MODIFIED / U						
	701128M	2022Q3	1	1.00	\$8,000	\$8,000.00	\$5,694.67
		2022Q4	1	2.00	\$12,700	\$6,350.00	\$6,165.00
		2023Q1	1	10.00	\$17,000	\$1,700.00	\$3,100.00
		2023Q2	3	18.00	\$100,288	\$5,571.56	\$4,606.96
			6	31.00	\$137,988	\$4,451.23	\$4,256.45

	FOUNDATION, TYPE P / U						
	701129M	2023Q1	1	2.00	\$200	\$100.00	\$950.00
			1	2.00	\$200	\$100.00	\$950.00

WEIGHTED AVERAGE ITEM PRICE REPORT
BY REGION, ITEM, AND QUARTER

REGION	ITEM	CALENDAR QUARTER	NUMBER OF OCCUR'S	TOTAL QUANTITY	TOTAL DOLLARS	AVERAGE AWARDED PRICE	AVERAGE OF LOW 3 BIDDERS
N	FOUNDATION, TYPE P-MC / U						
	701132M	2022Q4	1	2.00	\$12,200	\$6,100.00	\$6,366.67
		2023Q1	1	5.00	\$20,000	\$4,000.00	\$3,700.00
			2	7.00	\$32,200	\$4,600.00	\$4,461.90
	FOUNDATION, TYPE SPF / U						
	701135M	2022Q4	2	11.00	\$23,700	\$2,154.55	\$2,347.88
		2023Q1	1	10.00	\$15,000	\$1,500.00	\$2,000.00
		2023Q2	3	74.00	\$126,825	\$1,713.85	\$1,697.95
			6	95.00	\$165,525	\$1,742.37	\$1,805.00
	BORING FOR FOUNDATION, STF 50 FOOT ARM / U						
	701136M	2022Q4	1	3.00	\$25,500	\$8,500.00	\$11,050.00
		2023Q2	2	19.00	\$145,250	\$7,644.74	\$10,115.26
			3	22.00	\$170,750	\$7,761.36	\$10,242.73
	FOUNDATION, STF FOR GREATER THAN 50 FOOT / LF						
	701137M	2022Q4	1	60.00	\$126,000	\$2,100.00	\$2,923.33
		2023Q2	1	265.00	\$474,350	\$1,790.00	\$1,146.67
			2	325.00	\$600,350	\$1,847.23	\$1,474.67
	FOUNDATION, TYPE STF / U						
	701138M	2022Q3	1	8.00	\$96,000	\$12,000.00	\$11,469.33
		2022Q4	2	4.00	\$44,000	\$11,000.00	\$11,833.33
		2023Q1	1	6.00	\$36,000	\$6,000.00	\$7,700.00
		2023Q2	4	35.00	\$289,716	\$8,277.60	\$8,320.83
			8	53.00	\$465,716	\$8,787.09	\$8,990.89

WEIGHTED AVERAGE ITEM PRICE REPORT
BY REGION, ITEM, AND QUARTER

REGION	ITEM	CALENDAR QUARTER	NUMBER OF OCCUR'S	TOTAL QUANTITY	TOTAL DOLLARS	AVERAGE AWARDED PRICE	AVERAGE OF LOW 3 BIDDERS
N	FOUNDATION, TYPE SFX / U						
	701141M	2023Q1	1	1.00	\$1	\$1.00	\$250.50
			1	1.00	\$1	\$1.00	\$250.50
	FOUNDATION, TYPE SFX / U						
	701144M	2022Q4	2	11.00	\$37,600	\$3,418.18	\$3,996.36
		2023Q1	1	10.00	\$25,000	\$2,500.00	\$2,850.00
		2023Q2	3	14.00	\$43,935	\$3,138.21	\$3,132.88
			6	35.00	\$106,535	\$3,043.86	\$3,323.44
	FOUNDATION, TYPE 1M / U						
	701153M	2023Q1	1	1.00	\$1,500	\$1,500.00	\$1,050.00
			1	1.00	\$1,500	\$1,500.00	\$1,050.00
	FOUNDATION, TYPE 2M / U						
	701156M	2023Q1	1	1.00	\$1,500	\$1,500.00	\$1,350.00
			1	1.00	\$1,500	\$1,500.00	\$1,350.00
	FOUNDATION, TYPE 1M-MC / U						
	701159M	2023Q1	1	1.00	\$2,000	\$2,000.00	\$1,900.00
			1	1.00	\$2,000	\$2,000.00	\$1,900.00
	FOUNDATION, TYPE 2M-MC / U						
	701162M	2022Q3	1	1.00	\$4,500	\$4,500.00	\$5,666.67
		2023Q1	2	5.00	\$13,295	\$2,659.00	\$3,233.00
			3	6.00	\$17,795	\$2,965.83	\$3,638.61

WEIGHTED AVERAGE ITEM PRICE REPORT
BY REGION, ITEM, AND QUARTER

REGION	ITEM	CALENDAR QUARTER	NUMBER OF OCCUR'S	TOTAL QUANTITY	TOTAL DOLLARS	AVERAGE AWARDED PRICE	AVERAGE OF LOW 3 BIDDERS
N	CABLE RACK / U						
	701165M	2023Q2	1	16.00	\$3,200	\$200.00	\$183.67
			1	16.00	\$3,200	\$200.00	\$183.67

	METER CABINET, TYPE T / U						
	701168M	2023Q2	2	6.00	\$22,767	\$3,794.50	\$5,017.92
			2	6.00	\$22,767	\$3,794.50	\$5,017.92

	METER CABINET, TYPE TL / U						
	701171M	2022Q3	1	1.00	\$8,200	\$8,200.00	\$8,419.33
		2022Q4	2	4.00	\$17,100	\$4,275.00	\$4,653.33
		2023Q2	3	17.00	\$89,378	\$5,257.53	\$5,658.78
			6	22.00	\$114,678	\$5,212.64	\$5,601.45

	METER CABINET, TYPE 2M-MC / U						
	701180M	2022Q3	1	1.00	\$20,500	\$20,500.00	\$21,166.67
		2023Q1	1	1.00	\$16,414	\$16,414.00	\$20,238.00
			2	2.00	\$36,914	\$18,457.00	\$20,702.33

	GROUND WIRE, NO. 6 AWG / LF						
	701189P	2022Q3	1	770.00	\$2,888	\$3.75	\$3.75
		2023Q2	3	3,874.00	\$14,286	\$3.69	\$3.56
			4	4,644.00	\$17,173	\$3.70	\$3.59

	GROUND WIRE, NO. 8 AWG / LF						
	701192P	2022Q3	2	4,817.00	\$14,366	\$2.98	\$2.67
		2022Q4	2	4,378.00	\$792,220	\$180.95	\$62.58

(item continued)

WEIGHTED AVERAGE ITEM PRICE REPORT
BY REGION, ITEM, AND QUARTER

REGION	ITEM	CALENDAR QUARTER	NUMBER OF OCCUR'S	TOTAL QUANTITY	TOTAL DOLLARS	AVERAGE AWARDED PRICE	AVERAGE OF LOW 3 BIDDERS
N	GROUND WIRE, NO. 8 AWG / LF						
	701192P	2023Q1	2	6,752.00	\$19,506	\$2.89	\$3.91
		2023Q2	4	25,073.00	\$61,665	\$2.46	\$2.78
			10	41,020.00	\$887,758	\$21.64	\$9.33
	GROUND WIRE, NO. 10 AWG / LF						
	701193P	2023Q1	1	86.00	\$10,062	\$117.00	\$40.75
			1	86.00	\$10,062	\$117.00	\$40.75
	MULTIPLE LIGHTING WIRE, NO. 2 AWG / LF						
	701195P	2022Q3	1	2,616.00	\$21,974	\$8.40	\$8.80
		2022Q4	1	4,356.00	\$29,621	\$6.80	\$7.25
		2023Q1	2	20,108.00	\$490,994	\$24.42	\$13.34
		2023Q2	2	11,100.00	\$64,826	\$5.84	\$6.40
			6	38,180.00	\$607,415	\$15.91	\$10.31
	MULTIPLE LIGHTING WIRE, NO. 4 AWG / LF						
	701196P	2022Q4	1	285.00	\$1,781	\$6.25	\$6.80
		2023Q1	1	1,500.00	\$1,500	\$1.00	\$6.70
			2	1,785.00	\$3,281	\$1.84	\$6.72
	MULTIPLE LIGHTING WIRE, NO. 6 AWG / LF						
	701198P	2022Q3	1	5,550.00	\$21,645	\$3.90	\$3.52
		2023Q1	1	1,000.00	\$1,000	\$1.00	\$8.25
		2023Q2	3	14,046.00	\$72,920	\$5.19	\$4.61
			5	20,596.00	\$95,565	\$4.64	\$4.49
	MULTIPLE LIGHTING WIRE, NO. 8 AWG / LF						
	701201P	2022Q3	1	3,800.00	\$11,020	\$2.90	\$2.97

(item continued)

WEIGHTED AVERAGE ITEM PRICE REPORT
BY REGION, ITEM, AND QUARTER

REGION	ITEM	CALENDAR QUARTER	NUMBER OF OCCUR'S	TOTAL QUANTITY	TOTAL DOLLARS	AVERAGE AWARDED PRICE	AVERAGE OF LOW 3 BIDDERS
N	MULTIPLE LIGHTING WIRE, NO. 8 AWG / LF						
	701201P	2022Q4	2	3,920.00	\$12,698	\$3.24	\$3.54
		2023Q1	1	2,000.00	\$7,000	\$3.50	\$7.95
		2023Q2	3	40,552.00	\$167,927	\$4.14	\$3.74
			7	50,272.00	\$198,645	\$3.95	\$3.83
	MULTIPLE LIGHTING WIRE, NO. 10 AWG / LF						
	701204P	2023Q1	2	3,844.00	\$17,410	\$4.53	\$7.15
			2	3,844.00	\$17,410	\$4.53	\$7.15
	SERVICE WIRE, NO. 1/0 AWG / LF						
	701207P	2023Q2	1	297.00	\$1,945	\$6.55	\$9.08
			1	297.00	\$1,945	\$6.55	\$9.08
	SERVICE WIRE, NO. 2 AWG / LF						
	701210P	2022Q3	1	174.00	\$1,827	\$10.50	\$10.67
		2022Q4	1	797.00	\$15,502	\$19.45	\$15.88
		2023Q1	1	168.00	\$4,872	\$29.00	\$16.00
		2023Q2	2	1,815.00	\$11,741	\$6.47	\$8.51
			5	2,954.00	\$33,942	\$11.49	\$11.05
	SERVICE WIRE, NO. 6 AWG / LF						
	701213P	2022Q3	1	175.00	\$788	\$4.50	\$4.37
		2022Q4	2	529.00	\$3,550	\$6.71	\$6.43
		2023Q2	3	3,840.00	\$15,274	\$3.98	\$5.10
			6	4,544.00	\$19,611	\$4.32	\$5.23
	SERVICE WIRE, NO. 8 AWG / LF						
	701216P	2023Q2	1	1,665.00	\$5,828	\$3.50	\$3.47
			1	1,665.00	\$5,828	\$3.50	\$3.47

WEIGHTED AVERAGE ITEM PRICE REPORT
BY REGION, ITEM, AND QUARTER

REGION	ITEM	CALENDAR QUARTER	NUMBER OF OCCUR'S	TOTAL QUANTITY	TOTAL DOLLARS	AVERAGE AWARDED PRICE	AVERAGE OF LOW 3 BIDDERS
N	FOUNDATION DECORATIVE LIGHT STANDARD / U						
	701280M	2022Q4	1	1.00	\$2,300	\$2,300.00	\$3,100.00
			1	1.00	\$2,300	\$2,300.00	\$3,100.00
	#1/0 COPPER CONDUCTOR / LF						
	701319P	2023Q2	1	3,455.00	\$22,976	\$6.65	\$7.92
			1	3,455.00	\$22,976	\$6.65	\$7.92
	MODIFY EXISTING LOAD CENTER / LS						
	701375P	2023Q2	1	1.00	\$19,440	\$19,440.00	\$14,918.33
			1	1.00	\$19,440	\$19,440.00	\$14,918.33
	ARC FLASH STUDIES / U						
	701390M	2022Q4	1	1.00	\$75,000	\$75,000.00	\$51,166.67
			1	1.00	\$75,000	\$75,000.00	\$51,166.67
	CONTROLLER, 8 PHASE / U						
	702009M	2022Q4	1	2.00	\$52,000	\$26,000.00	\$25,666.67
		2023Q2	2	6.00	\$194,880	\$32,480.00	\$32,051.58
			3	8.00	\$246,880	\$30,860.00	\$30,455.35
	TRAFFIC SIGNAL STANDARD, ALUMINUM / U						
	702012M	2022Q3	1	2.00	\$7,000	\$3,500.00	\$3,454.67
		2022Q4	2	23.00	\$110,250	\$4,793.48	\$5,195.51
		2023Q2	3	63.00	\$213,785	\$3,393.41	\$3,839.77
			6	88.00	\$331,035	\$3,761.76	\$4,185.36

WEIGHTED AVERAGE ITEM PRICE REPORT
BY REGION, ITEM, AND QUARTER

REGION	ITEM	CALENDAR QUARTER	NUMBER OF OCCUR'S	TOTAL QUANTITY	TOTAL DOLLARS	AVERAGE AWARDED PRICE	AVERAGE OF LOW 3 BIDDERS
N	SIGNAL STANDARD GREATER 50 FOOT, STEEL / U						
	702014M	2022Q4	1	3.00	\$58,200	\$19,400.00	\$18,868.33
		2023Q2	2	19.00	\$381,410	\$20,074.21	\$18,650.18
			3	22.00	\$439,610	\$19,982.27	\$18,679.92

	TRAFFIC SIGNAL STANDARD, STEEL / U						
	702015M	2022Q3	1	8.00	\$80,000	\$10,000.00	\$9,154.00
		2022Q4	2	5.00	\$45,350	\$9,070.00	\$9,989.33
		2023Q2	3	30.00	\$246,900	\$8,230.00	\$8,528.83
			6	43.00	\$372,250	\$8,656.98	\$8,814.97

	PEDESTRIAN SIGNAL STANDARD / U						
	702018M	2022Q4	2	10.00	\$12,500	\$1,250.00	\$1,220.83
		2023Q2	3	75.00	\$85,675	\$1,142.33	\$1,340.48
			5	85.00	\$98,175	\$1,155.00	\$1,326.40

	TRAFFIC SIGNAL MAST ARM, ALUMINUM / U						
	702021M	2022Q4	2	17.00	\$57,400	\$3,376.47	\$3,602.75
		2023Q2	3	22.00	\$78,533	\$3,569.68	\$4,116.18
			5	39.00	\$135,933	\$3,485.46	\$3,892.38

	TRAFFIC SIGNAL MAST ARM, STEEL / U						
	702024M	2022Q3	1	8.00	\$72,000	\$9,000.00	\$9,359.33
		2022Q4	2	4.00	\$42,200	\$10,550.00	\$10,654.17
		2023Q2	3	31.00	\$237,384	\$7,657.55	\$7,833.16
			6	43.00	\$351,584	\$8,176.37	\$8,379.52

	TRAFFIC ARM GREATER THAN 50 FOOT, STEEL / U						
	702025M	2022Q4	1	3.00	\$136,200	\$45,400.00	\$38,660.00

(item continued)

WEIGHTED AVERAGE ITEM PRICE REPORT
BY REGION, ITEM, AND QUARTER

REGION	ITEM	CALENDAR QUARTER	NUMBER OF OCCUR'S	TOTAL QUANTITY	TOTAL DOLLARS	AVERAGE AWARDED PRICE	AVERAGE OF LOW 3 BIDDERS
N	TRAFFIC ARM GREATER THAN 50 FOOT, STEEL / U						
	702025M	2023Q2	2	19.00	\$531,900	\$27,994.74	\$26,573.68
			3	22.00	\$668,100	\$30,368.18	\$28,221.82

	TRAFFIC SIGNAL CABLE, 2 CONDUCTOR / LF						
	702027P	2022Q3	1	2,125.00	\$7,438	\$3.50	\$3.10
		2022Q4	2	3,688.00	\$14,354	\$3.89	\$4.38
		2023Q2	3	16,833.00	\$47,438	\$2.82	\$3.16
			6	22,646.00	\$69,230	\$3.06	\$3.35

	TRAFFIC SIGNAL CABLE, 5 CONDUCTOR / LF						
	702030P	2022Q3	1	6,100.00	\$27,450	\$4.50	\$3.87
		2022Q4	2	6,960.00	\$31,228	\$4.49	\$4.92
		2023Q2	3	26,426.00	\$82,802	\$3.13	\$3.60
			6	39,486.00	\$141,479	\$3.58	\$3.87

	TRAFFIC SIGNAL CABLE, 10 CONDUCTOR / LF						
	702033P	2022Q3	1	4,750.00	\$28,500	\$6.00	\$5.23
		2022Q4	2	9,960.00	\$53,022	\$5.32	\$5.92
		2023Q2	3	39,181.00	\$163,869	\$4.18	\$4.81
			6	53,891.00	\$245,391	\$4.55	\$5.05

	TRAFFIC SIGNAL HEAD / U						
	702036M	2022Q3	1	26.00	\$44,200	\$1,700.00	\$1,710.67
		2022Q4	2	54.00	\$84,200	\$1,559.26	\$1,599.63
		2023Q2	3	310.00	\$414,700	\$1,337.74	\$1,390.99
			6	390.00	\$543,100	\$1,392.56	\$1,441.19

WEIGHTED AVERAGE ITEM PRICE REPORT
BY REGION, ITEM, AND QUARTER

REGION	ITEM	CALENDAR QUARTER	NUMBER OF OCCUR'S	TOTAL QUANTITY	TOTAL DOLLARS	AVERAGE AWARDED PRICE	AVERAGE OF LOW 3 BIDDERS
N	PUSH BUTTON INSTALLATION / U						
	702038M	2023Q2	1	5.00	\$9,650	\$1,930.00	\$1,813.67
			1	5.00	\$9,650	\$1,930.00	\$1,813.67
	PEDESTRIAN SIGNAL HEAD / U						
	702039M	2022Q3	1	16.00	\$21,600	\$1,350.00	\$1,308.00
		2022Q4	2	37.00	\$42,600	\$1,151.35	\$1,125.23
		2023Q2	3	122.00	\$123,154	\$1,009.46	\$1,120.62
			6	175.00	\$187,354	\$1,070.59	\$1,138.72
	SIGNAL AHEAD WIRELESS INTERCONNECT SYSTE / LS						
	702040P	2023Q2	1	1.00	\$7,700	\$7,700.00	\$7,938.33
			1	1.00	\$7,700	\$7,700.00	\$7,938.33
	PUSH BUTTON ASSEMBLIES, TYPE APS / U						
	702041M	2022Q4	1	8.00	\$10,400	\$1,300.00	\$1,270.00
			1	8.00	\$10,400	\$1,300.00	\$1,270.00
	PUSH BUTTON / U						
	702042M	2022Q3	1	8.00	\$5,600	\$700.00	\$670.67
		2022Q4	2	19.00	\$11,080	\$583.16	\$613.16
		2023Q2	3	97.00	\$39,972	\$412.08	\$555.77
			6	124.00	\$56,652	\$456.87	\$571.98
	RADAR DETECTOR / U						
	702046M	2022Q3	1	4.00	\$44,000	\$11,000.00	\$10,816.67
		2022Q4	2	12.00	\$422,000	\$35,166.67	\$38,472.22

(item continued)

WEIGHTED AVERAGE ITEM PRICE REPORT
BY REGION, ITEM, AND QUARTER

REGION	ITEM	CALENDAR QUARTER	NUMBER OF OCCUR'S	TOTAL QUANTITY	TOTAL DOLLARS	AVERAGE AWARDED PRICE	AVERAGE OF LOW 3 BIDDERS
N	RADAR DETECTOR / U						
	702046M	2023Q2	2	19.00	\$187,690	\$9,878.42	\$10,573.65
			5	35.00	\$653,690	\$18,676.86	\$20,166.65
	LOOP DETECTOR / LF						
	702048M	2023Q1	1	50.00	\$50	\$1.00	\$10.50
			1	50.00	\$50	\$1.00	\$10.50
	GENERATOR AUXILIARY CABINET / U						
	702050M	2022Q3	1	1.00	\$11,000	\$11,000.00	\$10,850.00
		2022Q4	2	5.00	\$45,900	\$9,180.00	\$9,589.33
		2023Q2	3	25.00	\$231,270	\$9,250.80	\$8,749.07
			6	31.00	\$288,170	\$9,295.81	\$8,952.37
	INTERIM TRAFFIC SIGNAL SYSTEM, LOCATION / LS						
	702057M	2022Q3	1	1.00	\$75,000	\$75,000.00	\$63,020.00
		2022Q4	6	6.00	\$166,000	\$27,666.67	\$23,887.78
		2023Q1	1	1.00	\$8,895	\$8,895.00	\$60,631.67
		2023Q2	17	17.00	\$90,011	\$5,294.76	\$15,866.59
			25	25.00	\$339,906	\$13,596.24	\$21,468.41
	GPS UNIT / U						
	702059M	2022Q4	1	2.00	\$1,520	\$760.00	\$666.67
		2023Q2	1	5.00	\$2,085	\$417.00	\$465.83
			2	7.00	\$3,605	\$515.00	\$523.21
	CONTROLLER TURN-ON / U						
	702060M	2022Q4	1	4.00	\$80,000	\$20,000.00	\$19,833.33

(item continued)

WEIGHTED AVERAGE ITEM PRICE REPORT
BY REGION, ITEM, AND QUARTER

REGION	ITEM	CALENDAR QUARTER	NUMBER OF OCCUR'S	TOTAL QUANTITY	TOTAL DOLLARS	AVERAGE AWARDED PRICE	AVERAGE OF LOW 3 BIDDERS
N	CONTROLLER TURN-ON / U						
	702060M	2023Q2	2	16.00	\$175,086	\$10,942.88	\$9,336.37
			3	20.00	\$255,086	\$12,754.30	\$11,435.76

	LIGHTING STANDARD ALUMINUM / U						
	703003M	2022Q3	2	5.00	\$22,900	\$4,580.00	\$4,340.67
		2023Q1	1	25.00	\$55,075	\$2,203.00	\$3,067.67
		2023Q2	2	15.00	\$49,650	\$3,310.00	\$3,177.00
			5	45.00	\$127,625	\$2,836.11	\$3,245.56

	LIGHTING MAST ARM ALUMINUM / U						
	703012M	2022Q3	2	4.00	\$5,650	\$1,412.50	\$1,354.25
		2023Q2	1	1.00	\$1,465	\$1,465.00	\$1,321.67
			3	5.00	\$7,115	\$1,423.00	\$1,347.73

	LUMINAIRE / U						
	703018M	2022Q3	2	10.00	\$17,650	\$1,765.00	\$1,843.87
		2022Q4	2	7.00	\$17,000	\$2,428.57	\$2,476.19
		2023Q1	1	25.00	\$44,475	\$1,779.00	\$1,393.00
		2023Q2	3	138.00	\$301,777	\$2,186.79	\$2,151.29
			8	180.00	\$380,902	\$2,116.12	\$2,041.53

	SIGN LIGHTING, STRUCTURE NO. ____ / LS						
	703021M	2023Q1	2	2.00	\$14,826	\$7,413.00	\$19,471.00
			2	2.00	\$14,826	\$7,413.00	\$19,471.00

	RELOCATE SITE LIGHTING / L S						
	703022M	2022Q3	2	2.00	\$33,750	\$16,875.00	\$13,338.33

(item continued)

WEIGHTED AVERAGE ITEM PRICE REPORT
BY REGION, ITEM, AND QUARTER

REGION	ITEM	CALENDAR QUARTER	NUMBER OF OCCUR'S	TOTAL QUANTITY	TOTAL DOLLARS	AVERAGE AWARDED PRICE	AVERAGE OF LOW 3 BIDDERS
N	RELOCATE SITE LIGHTING / L S						
	703022M	2023Q2	1	1.00	\$3,024	\$3,024.00	\$2,506.27
			3	3.00	\$36,774	\$12,258.00	\$9,727.64

	TEMPORARY HIGHWAY LIGHTING SYSTEM / LS						
	703033P	2022Q3	1	1.00	\$30,000	\$30,000.00	\$32,333.33
		2023Q1	1	1.00	\$79,420	\$79,420.00	\$261,473
			2	2.00	\$109,420	\$54,710.00	\$146,903

	ITS CONDUIT, TYPE A / LF						
	704002M	2022Q3	1	1,052.00	\$52,600	\$50.00	\$73.33
		2022Q4	1	29,272.00	\$1,814,864	\$62.00	\$63.33
		2023Q1	1	1,464.00	\$36,600	\$25.00	\$59.33
		2023Q2	2	41,915.00	\$2,359,668	\$56.30	\$59.02
			5	73,703.00	\$4,263,732	\$57.85	\$60.94

	JUNCTION BOX ITS TYPE A / U						
	704003M	2022Q3	1	6.00	\$31,800	\$5,300.00	\$8,600.00
		2022Q4	1	66.00	\$402,600	\$6,100.00	\$8,495.00
		2023Q1	1	3.00	\$16,473	\$5,491.00	\$5,497.00
		2023Q2	2	69.00	\$595,618	\$8,632.15	\$8,059.99
			5	144.00	\$1,046,491	\$7,267.30	\$8,228.47

	JUNCTION BOX ITS TYPE B / U						
	704006M	2022Q4	1	4.00	\$18,400	\$4,600.00	\$9,841.67
			1	4.00	\$18,400	\$4,600.00	\$9,841.67

	JUNCTION BOX ITS TYPE C / U						
	704009M	2022Q3	1	9.00	\$28,800	\$3,200.00	\$4,433.33

(item continued)

WEIGHTED AVERAGE ITEM PRICE REPORT
BY REGION, ITEM, AND QUARTER

REGION	ITEM	CALENDAR QUARTER	NUMBER OF OCCUR'S	TOTAL QUANTITY	TOTAL DOLLARS	AVERAGE AWARDED PRICE	AVERAGE OF LOW 3 BIDDERS
N	JUNCTION BOX ITS TYPE C / U						
	704009M	2022Q4	1	14.00	\$46,900	\$3,350.00	\$5,388.33
		2023Q1	1	3.00	\$16,413	\$5,471.00	\$3,623.67
		2023Q2	2	53.00	\$217,536	\$4,104.45	\$3,819.72
			5	79.00	\$309,649	\$3,919.61	\$4,160.16
	JUNCTION BOX ITS TYPE D / U						
	704010M	2023Q2	1	5.00	\$38,900	\$7,780.00	\$7,726.67
			1	5.00	\$38,900	\$7,780.00	\$7,726.67
	METER CABINET ITS / U						
	704011M	2022Q4	1	9.00	\$42,300	\$4,700.00	\$5,011.67
		2023Q2	2	14.00	\$58,919	\$4,208.46	\$4,648.06
			3	23.00	\$101,219	\$4,400.80	\$4,790.34
	FOUNDATION, ITS / U						
	704014M	2022Q4	1	9.00	\$20,700	\$2,300.00	\$3,740.00
		2023Q2	2	10.00	\$33,728	\$3,372.85	\$2,975.95
			3	19.00	\$54,428	\$2,864.66	\$3,337.87
	FOUNDATION ITS TYPE A / U						
	704015M	2022Q4	1	1.00	\$6,550	\$6,550.00	\$6,660.00
		2023Q2	1	2.00	\$10,030	\$5,015.00	\$4,005.00
			2	3.00	\$16,580	\$5,526.67	\$4,890.00
	FOUNDATION ITS TYPE C / U						
	704021M	2023Q2	1	1.00	\$7,470	\$7,470.12	\$6,823.37
			1	1.00	\$7,470	\$7,470.12	\$6,823.37

WEIGHTED AVERAGE ITEM PRICE REPORT
BY REGION, ITEM, AND QUARTER

REGION	ITEM	CALENDAR QUARTER	NUMBER OF OCCUR'S	TOTAL QUANTITY	TOTAL DOLLARS	AVERAGE AWARDED PRICE	AVERAGE OF LOW 3 BIDDERS
N	FOUNDATION ITS TYPE D-MC / U						
	704023M	2023Q2	1	5.00	\$27,950	\$5,590.00	\$4,963.33
			1	5.00	\$27,950	\$5,590.00	\$4,963.33
	FOUNDATION ITS TYPE D / U						
	704024M	2022Q3	1	1.00	\$4,750	\$4,750.00	\$4,883.33
		2022Q4	1	5.00	\$15,000	\$3,000.00	\$5,606.67
		2023Q2	1	8.00	\$37,280	\$4,660.00	\$3,986.67
			3	14.00	\$57,030	\$4,073.57	\$4,629.29
	CONTROLLER, ITS / U						
	704027M	2023Q2	1	2.00	\$42,000	\$21,000.00	\$43,000.00
			1	2.00	\$42,000	\$21,000.00	\$43,000.00
	COMMUNICATION HUB MODIFICATIONS / U						
	704029M	2022Q4	1	3.00	\$41,700	\$13,900.00	\$29,471.67
		2023Q2	1	1.00	\$41,400	\$41,400.00	\$38,166.67
			2	4.00	\$83,100	\$20,775.00	\$31,645.42
	CONTROLLER MODIFICATIONS, TYPE ___ / U						
	704032M	2022Q4	1	6.00	\$222,000	\$37,000.00	\$42,695.00
			1	6.00	\$222,000	\$37,000.00	\$42,695.00
	CONTROL CENTER SYSTEM, LOCATION NO. ___ / LS						
	704033P	2022Q3	2	2.00	\$16,750	\$8,375.00	\$8,258.33
		2022Q4	1	1.00	\$775,000	\$775,000	\$603,533
		2023Q2	1	1.00	\$357,230	\$357,230	\$366,910
			4	4.00	\$1,148,980	\$287,245	\$246,740

WEIGHTED AVERAGE ITEM PRICE REPORT
BY REGION, ITEM, AND QUARTER

REGION	ITEM	CALENDAR QUARTER	NUMBER OF OCCUR'S	TOTAL QUANTITY	TOTAL DOLLARS	AVERAGE AWARDED PRICE	AVERAGE OF LOW 3 BIDDERS
N	MODIFY CONTROL CENTER SYSTEM / LS						
	704034P	2022Q4	1	1.00	\$65,000	\$65,000.00	\$83,933.33
		2023Q2	1	1.00	\$1,012,000	\$1,012,000	\$369,833
			2	2.00	\$1,077,000	\$538,500	\$226,883

	FOUNDATION CSS / U						
	704035M	2022Q3	1	1.00	\$50,000	\$50,000.00	\$47,000.00
		2023Q2	1	5.00	\$198,375	\$39,675.00	\$39,225.00
			2	6.00	\$248,375	\$41,395.83	\$40,520.83

	FOUNDATION CSS TYPE A / U						
	704036M	2022Q4	1	1.00	\$23,350	\$23,350.00	\$56,533.33
		2023Q2	2	4.00	\$145,320	\$36,329.95	\$36,193.32
			3	5.00	\$168,670	\$33,733.96	\$40,261.32

	CAMERA STANDARD TYPE A / U						
	704048M	2022Q3	1	1.00	\$90,000	\$90,000.00	\$88,000.00
		2022Q4	1	1.00	\$90,000	\$90,000.00	\$95,316.67
		2023Q2	2	9.00	\$685,721	\$76,191.27	\$82,019.31
			4	11.00	\$865,721	\$78,701.95	\$83,771.86

	CAMERA / U						
	704060M	2022Q3	1	2.00	\$14,400	\$7,200.00	\$7,166.67
		2022Q4	1	6.00	\$73,500	\$12,250.00	\$11,183.33
		2023Q2	2	21.00	\$149,788	\$7,132.78	\$6,376.80
			4	29.00	\$237,688	\$8,196.15	\$7,425.73

	CONTROLLER, CAMERA / U						
	704063M	2022Q3	1	1.00	\$58,000	\$58,000.00	\$56,833.33

(item continued)

WEIGHTED AVERAGE ITEM PRICE REPORT
BY REGION, ITEM, AND QUARTER

REGION	ITEM	CALENDAR QUARTER	NUMBER OF OCCUR'S	TOTAL QUANTITY	TOTAL DOLLARS	AVERAGE AWARDED PRICE	AVERAGE OF LOW 3 BIDDERS
N	CONTROLLER, CAMERA / U						
	704063M	2022Q4	1	2.00	\$105,000	\$52,500.00	\$57,121.67
		2023Q2	2	7.00	\$299,149	\$42,735.57	\$45,892.81
			4	10.00	\$462,149	\$46,214.90	\$49,232.63

	FIBER OPTIC CABLE TYPE A / LF						
	704066P	2023Q2	1	452.00	\$8,000	\$17.70	\$30.57
			1	452.00	\$8,000	\$17.70	\$30.57

	FIBER OPTIC CABLE TYPE G / LF						
	704076P	2022Q4	1	49,405.00	\$167,977	\$3.40	\$8.25
		2023Q2	1	39,754.00	\$246,475	\$6.20	\$9.20
			2	89,159.00	\$414,452	\$4.65	\$8.67

	FIBER OPTIC CABLE TYPE E / LF						
	704078P	2022Q4	1	12,086.00	\$132,946	\$11.00	\$14.58
		2023Q2	1	25,319.00	\$210,148	\$8.30	\$14.83
			2	37,405.00	\$343,094	\$9.17	\$14.75

	CONTROLLER, CTSS / U						
	704084M	2022Q3	1	1.00	\$50,000	\$50,000.00	\$45,100.00
		2022Q4	1	2.00	\$132,000	\$66,000.00	\$88,500.00
		2023Q2	1	11.00	\$580,360	\$52,760.00	\$78,920.00
			3	14.00	\$762,360	\$54,454.29	\$77,872.86

	CONTROLLER, CTSS TURN ON / U						
	704090M	2022Q3	1	1.00	\$7,500	\$7,500.00	\$25,546.67

(item continued)

WEIGHTED AVERAGE ITEM PRICE REPORT
BY REGION, ITEM, AND QUARTER

REGION	ITEM	CALENDAR QUARTER	NUMBER OF OCCUR'S	TOTAL QUANTITY	TOTAL DOLLARS	AVERAGE AWARDED PRICE	AVERAGE OF LOW 3 BIDDERS
N	CONTROLLER, CTSS TURN ON / U						
	704090M	2022Q4	1	2.00	\$25,000	\$12,500.00	\$12,026.67
		2023Q2	1	11.00	\$113,960	\$10,360.00	\$10,753.33
			3	14.00	\$146,460	\$10,461.43	\$11,991.90
	ADAPTIVE IMAGE DETECTOR, CTSS / U						
	704092M	2022Q4	1	10.00	\$235,000	\$23,500.00	\$25,073.33
		2023Q2	1	42.00	\$916,230	\$21,815.00	\$22,771.67
			2	52.00	\$1,151,230	\$22,139.04	\$23,214.29
	FOUNDATION DMS TYPE A / U						
	704147M	2022Q4	1	4.00	\$62,000	\$15,500.00	\$20,833.33
			1	4.00	\$62,000	\$15,500.00	\$20,833.33
	DMS STANDARD GROUND MOUNTED / U						
	704169M	2022Q4	1	2.00	\$41,000	\$20,500.00	\$38,390.00
			1	2.00	\$41,000	\$20,500.00	\$38,390.00
	DMS SIGN / U						
	704171M	2022Q4	1	3.00	\$330,000	\$110,000	\$121,167
		2023Q2	1	4.00	\$421,680	\$105,420	\$114,873
			2	7.00	\$751,680	\$107,383	\$117,570
	CONTROLLER, DMS / U						
	704183M	2022Q4	1	3.00	\$219,000	\$73,000.00	\$80,388.33
		2023Q2	1	4.00	\$117,200	\$29,300.00	\$48,066.67
			2	7.00	\$336,200	\$48,028.57	\$61,918.81

WEIGHTED AVERAGE ITEM PRICE REPORT
BY REGION, ITEM, AND QUARTER

REGION	ITEM	CALENDAR QUARTER	NUMBER OF OCCUR'S	TOTAL QUANTITY	TOTAL DOLLARS	AVERAGE AWARDED PRICE	AVERAGE OF LOW 3 BIDDERS
N	TVS ROADWAY LOOPS ___ LANES / U						
	704203M	2023Q2	2	9.00	\$94,572	\$10,508.00	\$9,016.00
			2	9.00	\$94,572	\$10,508.00	\$9,016.00

	FIBER CROSSCONNECT CABINET / U						
	704215M	2022Q4	1	1.00	\$46,500	\$46,500.00	\$54,166.67
		2023Q2	1	3.00	\$115,575	\$38,525.00	\$35,341.67
			2	4.00	\$162,075	\$40,518.75	\$40,047.92

	ROADSIDE UNIT / U						
	704237M	2022Q4	1	16.00	\$500,000	\$31,250.00	\$30,658.33
		2023Q2	1	23.00	\$598,989	\$26,043.00	\$26,981.00
			2	39.00	\$1,098,989	\$28,179.21	\$28,489.65

	FURNISH AND INSTALL ___ / U						
	704247M	2022Q4	1	1.00	\$10,500	\$10,500.00	\$11,288.33
			1	1.00	\$10,500	\$10,500.00	\$11,288.33

	FIBERGLASS CONDUIT SLEEVE, 6" DIAMETER / LF						
	704265P	2022Q4	10	1,622.00	\$304,865	\$187.96	\$286.29
			10	1,622.00	\$304,865	\$187.96	\$286.29

	SYSTEM DETECTOR, TYPE ___ / U						
	704300M	2023Q2	1	19.00	\$630,800	\$33,200.00	\$51,333.33
			1	19.00	\$630,800	\$33,200.00	\$51,333.33

WEIGHTED AVERAGE ITEM PRICE REPORT
BY REGION, ITEM, AND QUARTER

REGION	ITEM	CALENDAR QUARTER	NUMBER OF OCCUR'S	TOTAL QUANTITY	TOTAL DOLLARS	AVERAGE AWARDED PRICE	AVERAGE OF LOW 3 BIDDERS
N	BEFORE AND AFTER TRAFFIC STUDIES / L S						
	704340M	2022Q4	1	1.00	\$240,000	\$240,000	\$212,667
			1	1.00	\$240,000	\$240,000	\$212,667

	LOW-VOLTAGE TRANSFORMER / U						
	706004M	2022Q3	1	1.00	\$28,000	\$28,000.00	\$23,500.00
			1	1.00	\$28,000	\$28,000.00	\$23,500.00

	SELECTIVE THINNING / SY						
	801006M	2023Q1	1	235.00	\$4,935	\$21.00	\$20.67
		2023Q2	1	20.00	\$5,500	\$275.00	\$211.67
			2	255.00	\$10,435	\$40.92	\$35.65

	SELECTIVE CLEARING / SY						
	801012M	2022Q3	1	70.00	\$8,750	\$125.00	\$100.22
		2022Q4	1	42.00	\$399	\$9.50	\$169.83
		2023Q1	1	3,940.00	\$31,520	\$8.00	\$6.33
		2023Q2	1	75.00	\$8,250	\$110.00	\$95.00
			4	4,127.00	\$48,919	\$11.85	\$11.20

	TRIMMING EXISTING TREE, OVER 6" TO 12" D / U						
	802003M	2023Q2	1	3.00	\$1,650	\$550.00	\$366.67
			1	3.00	\$1,650	\$550.00	\$366.67

	TRIMMING EXISTING TREE, OVER 12" TO 18" / U						
	802006M	2023Q2	1	3.00	\$2,100	\$700.00	\$516.67
			1	3.00	\$2,100	\$700.00	\$516.67

WEIGHTED AVERAGE ITEM PRICE REPORT
BY REGION, ITEM, AND QUARTER

REGION	ITEM	CALENDAR QUARTER	NUMBER OF OCCUR'S	TOTAL QUANTITY	TOTAL DOLLARS	AVERAGE AWARDED PRICE	AVERAGE OF LOW 3 BIDDERS
N	TRIMMING EXISTING TREE, OVER 18" TO 24" / U						
	802009M	2022Q3	1	3.00	\$1,950	\$650.00	\$691.67
		2023Q2	1	2.00	\$1,700	\$850.00	\$641.67
			2	5.00	\$3,650	\$730.00	\$671.67
	TRIMMING EXISTING TREE, OVER 24" TO 30" / U						
	802012M	2022Q3	1	3.00	\$2,850	\$950.00	\$983.33
		2023Q2	1	1.00	\$1,400	\$1,400.00	\$958.33
			2	4.00	\$4,250	\$1,062.50	\$977.08
	TREE REMOVAL, OVER 6" TO 12" DIAMETER / U						
	802021M	2023Q2	1	27.00	\$22,950	\$850.00	\$650.00
			1	27.00	\$22,950	\$850.00	\$650.00
	TREE REMOVAL, OVER 12" TO 18" DIAMETER / U						
	802024M	2023Q2	1	15.00	\$15,000	\$1,000.00	\$1,133.33
			1	15.00	\$15,000	\$1,000.00	\$1,133.33
	TREE REMOVAL, OVER 18" TO 24" DIAMETER / U						
	802027M	2023Q2	1	16.00	\$22,400	\$1,400.00	\$1,566.67
			1	16.00	\$22,400	\$1,400.00	\$1,566.67
	TOPSOIL SPREADING ___" THICK / SY						
	804000P	2022Q3	2	11,478.00	\$56,538	\$4.93	\$5.68
		2022Q4	2	263.00	\$359	\$1.37	\$9.33
		2023Q1	6	28,855.00	\$58,613	\$2.03	\$2.05
		2023Q2	6	6,808.00	\$39,412	\$5.79	\$8.53
			16	47,404.00	\$154,923	\$3.27	\$3.90

WEIGHTED AVERAGE ITEM PRICE REPORT
BY REGION, ITEM, AND QUARTER

REGION	ITEM	CALENDAR QUARTER	NUMBER OF OCCUR'S	TOTAL QUANTITY	TOTAL DOLLARS	AVERAGE AWARDED PRICE	AVERAGE OF LOW 3 BIDDERS
N	PLANT PIT SOIL / CY						
	804014P	2022Q3	1	1,152.00	\$23,040	\$20.00	\$43.42
		2023Q1	1	22.00	\$2,222	\$101.00	\$92.33
			2	1,174.00	\$25,262	\$21.52	\$44.33
	BORROW TOPSOIL / CY						
	804015P	2022Q3	1	241.00	\$13,255	\$55.00	\$53.33
		2022Q4	2	61.00	\$3,960	\$64.92	\$51.65
		2023Q1	6	3,624.00	\$22,628	\$6.24	\$6.51
		2023Q2	4	345.00	\$30,030	\$87.04	\$69.64
			13	4,271.00	\$69,873	\$16.36	\$14.89
	TURF REPAIR STRIP / LF						
	805003M	2022Q3	1	830.00	\$22,825	\$27.50	\$21.17
		2022Q4	1	1,459.00	\$63,846	\$43.76	\$43.76
		2023Q1	5	13,500.00	\$9,610	\$0.71	\$1.24
		2023Q2	5	15,646.00	\$145,409	\$9.29	\$8.14
			12	31,435.00	\$241,690	\$7.69	\$7.17
	STABILIZED TURF / SY						
	805005M	2023Q1	1	726.00	\$21,780	\$30.00	\$38.00
		2023Q2	2	1,645.00	\$53,795	\$32.70	\$31.82
			3	2,371.00	\$75,575	\$31.87	\$33.71
	FERTILIZING AND SEEDING, TYPE A / SY						
	806003P	2023Q1	3	12,094.00	\$4,288	\$0.35	\$0.35
		2023Q2	1	425.00	\$468	\$1.10	\$3.03
			4	12,519.00	\$4,756	\$0.38	\$0.44

WEIGHTED AVERAGE ITEM PRICE REPORT
BY REGION, ITEM, AND QUARTER

REGION	ITEM	CALENDAR QUARTER	NUMBER OF OCCUR'S	TOTAL QUANTITY	TOTAL DOLLARS	AVERAGE AWARDED PRICE	AVERAGE OF LOW 3 BIDDERS
N	FERTILIZING AND SEEDING, TYPE A-3 / SY						
	806006P	2022Q3	2	11,478.00	\$12,356	\$1.08	\$1.45
		2022Q4	3	270.00	\$611	\$2.26	\$2.78
		2023Q1	3	7,941.00	\$2,052	\$0.26	\$0.49
		2023Q2	4	6,393.00	\$14,955	\$2.34	\$2.45
			12	26,082.00	\$29,974	\$1.15	\$1.42
	FERTILIZING AND SEEDING, TYPE D / SY						
	806015P	2023Q2	1	21.00	\$1,733	\$82.50	\$32.00
			1	21.00	\$1,733	\$82.50	\$32.00
	FERTILIZING AND SEEDING, TYPE F / SY						
	806018P	2022Q3	1	744.00	\$1,562	\$2.10	\$1.87
		2023Q2	2	571.00	\$1,694	\$2.97	\$3.72
			3	1,315.00	\$3,257	\$2.48	\$2.67
	FERTILIZING AND SEEDING, LOW MAINTENANCE / SY						
	806033P	2023Q1	1	8,595.00	\$25,785	\$3.00	\$2.07
			1	8,595.00	\$25,785	\$3.00	\$2.07
	TOPSOIL STABILIZATION, TYPE 2 MAT / SY						
	807006M	2022Q3	1	23.00	\$121	\$5.25	\$8.00
		2022Q4	1	13.00	\$780	\$60.00	\$60.00
			2	36.00	\$901	\$25.02	\$26.78
	TOPSOIL STABILIZATION, TYPE 4 MAT / SY						
	807012M	2022Q3	1	4,668.00	\$17,038	\$3.65	\$3.38
			1	4,668.00	\$17,038	\$3.65	\$3.38

WEIGHTED AVERAGE ITEM PRICE REPORT
BY REGION, ITEM, AND QUARTER

REGION	ITEM	CALENDAR QUARTER	NUMBER OF OCCUR'S	TOTAL QUANTITY	TOTAL DOLLARS	AVERAGE AWARDED PRICE	AVERAGE OF LOW 3 BIDDERS
N	EROSION CONTROL MATTING / SY						
	807015M	2023Q2	1	490.00	\$6,615	\$13.50	\$11.67
			1	490.00	\$6,615	\$13.50	\$11.67
	STRAW MULCHING / SY						
	809003M	2022Q3	2	7,806.00	\$7,893	\$1.01	\$0.99
		2022Q4	2	708.00	\$6,131	\$8.66	\$3.81
		2023Q1	6	28,630.00	\$12,841	\$0.45	\$0.47
		2023Q2	5	6,814.00	\$11,908	\$1.75	\$1.46
			15	43,958.00	\$38,773	\$0.88	\$0.77
	WOOD MULCHING / SY						
	809018M	2022Q3	1	2,169.00	\$11,387	\$5.25	\$9.08
		2023Q1	1	50.00	\$1,300	\$26.00	\$14.67
			2	2,219.00	\$12,687	\$5.72	\$9.21
	WOOD MULCHING, 2" THICK / SY						
	809021M	2022Q4	1	6.00	\$66	\$11.00	\$15.67
			1	6.00	\$66	\$11.00	\$15.67
	MOWING / ACRE						
	810003M	2022Q3	1	4.00	\$4,200	\$1,050.00	\$771.67
		2023Q2	1	1.00	\$2,950	\$2,950.00	\$1,100.67
			2	5.00	\$7,150	\$1,430.00	\$837.47
	MOWING / SY						
	810006M	2023Q1	1	1,040.00	\$2,080	\$2.00	\$2.67
			1	1,040.00	\$2,080	\$2.00	\$2.67

WEIGHTED AVERAGE ITEM PRICE REPORT
BY REGION, ITEM, AND QUARTER

REGION	ITEM	CALENDAR QUARTER	NUMBER OF OCCUR'S	TOTAL QUANTITY	TOTAL DOLLARS	AVERAGE AWARDED PRICE	AVERAGE OF LOW 3 BIDDERS
N	LARGE DECIDUOUS TREE, 3-3 1/2" CALIPER, / U						
	811003M	2022Q3	1	383.00	\$363,850	\$950.00	\$800.00
			1	383.00	\$363,850	\$950.00	\$800.00
	LARGE DECIDUOUS TREE, 2-2 1/2" CALIPER, / U						
	811006M	2023Q1	1	23.00	\$17,526	\$762.00	\$704.00
			1	23.00	\$17,526	\$762.00	\$704.00
	LARGE DECID TREE 10-12' HIGH, MULTI STEM / U						
	811016M	2022Q3	1	14.00	\$8,190	\$585.00	\$645.00
			1	14.00	\$8,190	\$585.00	\$645.00
	SMALL DECIDUOUS TREE, 3-3 1/2" CALIPER, / U						
	811021M	2022Q3	1	346.00	\$320,050	\$925.00	\$870.00
			1	346.00	\$320,050	\$925.00	\$870.00
	EVERGREEN TREE, 9-10' HIGH, B&B / U						
	811033M	2022Q3	1	156.00	\$126,360	\$810.00	\$686.67
			1	156.00	\$126,360	\$810.00	\$686.67
	PLANT ESTABLISHMENT PERIOD / LS						
	811138M	2022Q3	1	1.00	\$32,000	\$32,000.00	\$92,333.33
		2023Q1	1	1.00	\$794	\$794.00	\$2,164.67
			2	2.00	\$32,794	\$16,397.00	\$47,249.00
	WATERING / MG						
	811165M	2022Q3	1	206.00	\$59,740	\$290.00	\$405.00

(item continued)

WEIGHTED AVERAGE ITEM PRICE REPORT
BY REGION, ITEM, AND QUARTER

REGION	ITEM	CALENDAR QUARTER	NUMBER OF OCCUR'S	TOTAL QUANTITY	TOTAL DOLLARS	AVERAGE AWARDED PRICE	AVERAGE OF LOW 3 BIDDERS
N	WATERING / MG						
	811165M	2023Q1	1	5.00	\$2,120	\$424.00	\$388.00
			2	211.00	\$61,860	\$293.18	\$404.60

	MISCELLANEOUS CONCRETE / CY						
	903006M	2023Q1	1	75.00	\$75	\$1.00	\$375.50
		2023Q2	1	500.00	\$120,000	\$240.00	\$263.34
			2	575.00	\$120,075	\$208.83	\$277.97

	INSPECTION OF UNITS / U						
	MMA001M	2023Q1	1	100.00	\$100,000	\$1,000.00	\$1,000.00
			1	100.00	\$100,000	\$1,000.00	\$1,000.00

	BRIDGE HEADER REPAIR / LF						
	MMB070M	2023Q1	2	7,041.00	\$905,805	\$128.65	\$176.20
			2	7,041.00	\$905,805	\$128.65	\$176.20

	REPAIR CONCRETE CURB / LF						
	MMB077M	2023Q1	2	603.00	\$49,505	\$82.10	\$98.21
			2	603.00	\$49,505	\$82.10	\$98.21

	DECK CORROSION INHIBITOR / SY						
	MMB086M	2023Q1	2	162,275.00	\$1,272,335	\$7.84	\$10.45
			2	162,275.00	\$1,272,335	\$7.84	\$10.45

	DECK JOINT RESEAL (SILICON) / LF						
	MMB087M	2023Q1	2	30,895.00	\$2,720,110	\$88.04	\$90.21
			2	30,895.00	\$2,720,110	\$88.04	\$90.21

WEIGHTED AVERAGE ITEM PRICE REPORT
BY REGION, ITEM, AND QUARTER

REGION	ITEM	CALENDAR QUARTER	NUMBER OF OCCUR'S	TOTAL QUANTITY	TOTAL DOLLARS	AVERAGE AWARDED PRICE	AVERAGE OF LOW 3 BIDDERS
N	BRIDGE DECK CRACK SEALING / LF						
	MMB088M	2023Q1	2	6,000.00	\$81,000	\$13.50	\$15.29
			2	6,000.00	\$81,000	\$13.50	\$15.29
	DECK JOINT REPAIR / LF						
	MMB089M	2023Q1	2	31,251.00	\$4,059,018	\$129.88	\$143.47
			2	31,251.00	\$4,059,018	\$129.88	\$143.47
	DECK JOINT RESEAL (RUBBER ASPHALT) / LF						
	MMB090M	2023Q1	2	7,056.00	\$50,238	\$7.12	\$18.01
			2	7,056.00	\$50,238	\$7.12	\$18.01
	CREW COORDINATOR / HOUR						
	MMB092M	2022Q4	5	3,040.00	\$425,600	\$140.00	\$140.00
			5	3,040.00	\$425,600	\$140.00	\$140.00
	MPT FOR SHOULDER OR LANE CLOSURE ON / DAY						
	MMB163M	2023Q2	1	8.00	\$56,499	\$7,062.43	\$7,870.81
			1	8.00	\$56,499	\$7,062.43	\$7,870.81
	MPT FOR SHOULDER OR LANE CLOSURE NOT ON / DAY						
	MMB164M	2023Q2	1	28.00	\$197,748	\$7,062.43	\$7,829.14
			1	28.00	\$197,748	\$7,062.43	\$7,829.14
	LANE CLOSURES / HOUR						
	MMB172M	2022Q4	5	56,550.00	\$779,553	\$13.79	\$9.17

(item continued)

WEIGHTED AVERAGE ITEM PRICE REPORT
BY REGION, ITEM, AND QUARTER

REGION	ITEM	CALENDAR QUARTER	NUMBER OF OCCUR'S	TOTAL QUANTITY	TOTAL DOLLARS	AVERAGE AWARDED PRICE	AVERAGE OF LOW 3 BIDDERS
N	LANE CLOSURES / HOUR						
	MMB172M	2023Q2	1	1,017.00	\$10	\$0.01	\$0.67
			6	57,567.00	\$779,563	\$13.54	\$9.02
	SOLID WASTE DISPOSAL / DOLL						
	MMB173M	2022Q4	5	191,000.00	\$191,000	\$1.00	\$1.00
			5	191,000.00	\$191,000	\$1.00	\$1.00
	REPAIR CATEGORY "A" / HOUR						
	MMB181M	2023Q1	1	300.00	\$240,000	\$800.00	\$1,650.00
			1	300.00	\$240,000	\$800.00	\$1,650.00
	LABOR CREW / HOUR						
	MMB186M	2022Q4	15	107,975.00	\$52,966,331	\$490.54	\$598.01
		2023Q2	2	2,034.00	\$947,569	\$465.87	\$492.62
			17	110,009.00	\$53,913,900	\$490.09	\$596.06
	RAILROAD SERVICES / DOLL						
	MMB188M	2023Q1	2	70,000.00	\$70,000	\$1.00	\$1.00
			2	70,000.00	\$70,000	\$1.00	\$1.00
	BRIDGE DECK POWER WASHING / SY						
	MMB201M	2023Q1	1	149,465.00	\$1,046,255	\$7.00	\$5.10
			1	149,465.00	\$1,046,255	\$7.00	\$5.10
	RESET SIGNS / U						
	MMD036M	2023Q1	3	19.00	\$3,375	\$177.63	\$201.40
			3	19.00	\$3,375	\$177.63	\$201.40

WEIGHTED AVERAGE ITEM PRICE REPORT
BY REGION, ITEM, AND QUARTER

REGION	ITEM	CALENDAR QUARTER	NUMBER OF OCCUR'S	TOTAL QUANTITY	TOTAL DOLLARS	AVERAGE AWARDED PRICE	AVERAGE OF LOW 3 BIDDERS
N	CONDUIT CLEARING / LF						
	MME002M	2023Q1	1	12.00	\$120	\$10.00	\$1,068.50
			1	12.00	\$120	\$10.00	\$1,068.50
	FOUNDATION REMOVAL, ELECTRICAL / U						
	MME008M	2023Q1	1	200.00	\$70,000	\$350.00	\$475.00
			1	200.00	\$70,000	\$350.00	\$475.00
	TRANSITE JUNCTION BOX REMOVAL / U						
	MME009M	2023Q1	1	60.00	\$24,000	\$400.00	\$650.00
			1	60.00	\$24,000	\$400.00	\$650.00
	TROUBLESHOOTING / MH						
	MME010M	2023Q1	1	300.00	\$72,000	\$240.00	\$944.00
			1	300.00	\$72,000	\$240.00	\$944.00
	BASE DOOR, TYPE T/C / U						
	MME011M	2023Q1	1	5.00	\$450	\$90.00	\$260.50
			1	5.00	\$450	\$90.00	\$260.50
	BASE DOOR, TYPE K / U						
	MME012M	2023Q1	1	5.00	\$475	\$95.00	\$271.00
			1	5.00	\$475	\$95.00	\$271.00
	BASE DOOR, TYPE P / U						
	MME013M	2023Q1	1	2.00	\$170	\$85.00	\$249.50
			1	2.00	\$170	\$85.00	\$249.50

WEIGHTED AVERAGE ITEM PRICE REPORT
BY REGION, ITEM, AND QUARTER

REGION	ITEM	CALENDAR QUARTER	NUMBER OF OCCUR'S	TOTAL QUANTITY	TOTAL DOLLARS	AVERAGE AWARDED PRICE	AVERAGE OF LOW 3 BIDDERS
N	PEDESTRIAN LED INSTALLATION / U						
	MME015M	2023Q1	1	2.00	\$670	\$335.00	\$631.00
			1	2.00	\$670	\$335.00	\$631.00
	HIGHWAY LIGHTING RELAMPING / U						
	MME024M	2023Q1	1	25.00	\$3,750	\$150.00	\$347.00
			1	25.00	\$3,750	\$150.00	\$347.00
	BASE DOOR, TYPE L / U						
	MME026M	2023Q1	1	5.00	\$300	\$60.00	\$237.00
			1	5.00	\$300	\$60.00	\$237.00
	PEC REPLACEMENT / U						
	MME027M	2023Q1	1	2.00	\$130	\$65.00	\$368.50
			1	2.00	\$130	\$65.00	\$368.50
	SIGN LUMINAIRE INSTALLATION / U						
	MME055M	2023Q1	1	275.00	\$591,250	\$2,150.00	\$1,641.00
			1	275.00	\$591,250	\$2,150.00	\$1,641.00
	LED TYPE R-ARROW-R / U						
	MME068M	2023Q1	1	35.00	\$4,375	\$125.00	\$393.00
			1	35.00	\$4,375	\$125.00	\$393.00
	LED TYPE A-ARROW-R / U						
	MME069M	2023Q1	1	50.00	\$6,250	\$125.00	\$399.00
			1	50.00	\$6,250	\$125.00	\$399.00

WEIGHTED AVERAGE ITEM PRICE REPORT
BY REGION, ITEM, AND QUARTER

REGION	ITEM	CALENDAR QUARTER	NUMBER OF OCCUR'S	TOTAL QUANTITY	TOTAL DOLLARS	AVERAGE AWARDED PRICE	AVERAGE OF LOW 3 BIDDERS
N	LED TYPE G-ARROW-R / U						
	MME070M	2023Q1	1	50.00	\$6,250	\$125.00	\$399.00
			1	50.00	\$6,250	\$125.00	\$399.00
	LED TYPE A/G-ARROW-R / U						
	MME071M	2023Q1	1	50.00	\$7,500	\$150.00	\$514.00
			1	50.00	\$7,500	\$150.00	\$514.00
	TRAFFIC DIRECTORS / MH						
	MME084M	2023Q1	1	140.00	\$14,000	\$100.00	\$140.00
			1	140.00	\$14,000	\$100.00	\$140.00
	VISOR REPLACEMENT / U						
	MME085M	2023Q1	1	3.00	\$165	\$55.00	\$177.50
			1	3.00	\$165	\$55.00	\$177.50
	ROADWAY JUNCTION BOX / U						
	MME090M	2023Q1	1	1.00	\$1,500	\$1,500.00	\$2,000.00
			1	1.00	\$1,500	\$1,500.00	\$2,000.00
	LED TYPE 12 RAG / U						
	MME091M	2023Q1	1	175.00	\$78,750	\$450.00	\$1,043.00
			1	175.00	\$78,750	\$450.00	\$1,043.00
	LED TYPE 8 RAG / U						
	MME092M	2023Q1	1	125.00	\$50,000	\$400.00	\$1,005.50
			1	125.00	\$50,000	\$400.00	\$1,005.50

WEIGHTED AVERAGE ITEM PRICE REPORT
BY REGION, ITEM, AND QUARTER

REGION	ITEM	CALENDAR QUARTER	NUMBER OF OCCUR'S	TOTAL QUANTITY	TOTAL DOLLARS	AVERAGE AWARDED PRICE	AVERAGE OF LOW 3 BIDDERS
N	TOWER LUMINAIRE INSTALLATION / U						
	MME101M	2023Q1	1	2.00	\$6,000	\$3,000.00	\$4,944.50
			1	2.00	\$6,000	\$3,000.00	\$4,944.50
	LIGHTING ASSEMBLIES INSTALLATION / U						
	MME102M	2023Q1	1	25.00	\$9,125	\$365.00	\$851.00
			1	25.00	\$9,125	\$365.00	\$851.00
	FUSE KITS / U						
	MME108M	2023Q1	1	74.00	\$3,700	\$50.00	\$365.50
			1	74.00	\$3,700	\$50.00	\$365.50
	FOUNDATION, TYPE PBI / U						
	MME122M	2022Q4	1	1.00	\$2,800	\$2,800.00	\$5,783.33
		2023Q1	1	5.00	\$3,750	\$750.00	\$805.00
			2	6.00	\$6,550	\$1,091.67	\$1,634.72
	ADA Push Button Installation / U						
	MME139M	2023Q1	1	15.00	\$3,000	\$200.00	\$563.50
			1	15.00	\$3,000	\$200.00	\$563.50
	RADAR DETECTION SYSTEM, 1 RADAR / U						
	MME143M	2023Q1	1	1.00	\$11,440	\$11,440.00	\$12,640.00
			1	1.00	\$11,440	\$11,440.00	\$12,640.00
	RADAR DETECTION SYSTEM, 2 RADAR / U						
	MME144M	2023Q1	3	8.00	\$172,840	\$21,605.00	\$22,668.84
			3	8.00	\$172,840	\$21,605.00	\$22,668.84

WEIGHTED AVERAGE ITEM PRICE REPORT
BY REGION, ITEM, AND QUARTER

REGION	ITEM	CALENDAR QUARTER	NUMBER OF OCCUR'S	TOTAL QUANTITY	TOTAL DOLLARS	AVERAGE AWARDED PRICE	AVERAGE OF LOW 3 BIDDERS
N	RADAR DETECTION SYSTEM, 3 RADAR / U						
	MME145M	2023Q1	2	4.00	\$128,880	\$32,220.00	\$33,396.67
			2	4.00	\$128,880	\$32,220.00	\$33,396.67
	RADAR DETECTION SYSTEM, 4 RADAR / U						
	MME146M	2023Q1	1	1.00	\$41,060	\$41,060.00	\$42,847.55
			1	1.00	\$41,060	\$41,060.00	\$42,847.55
	RADAR DETECTION SYSTEM, 5 RADAR / U						
	MME147M	2023Q1	1	1.00	\$50,550	\$50,550.00	\$52,812.71
			1	1.00	\$50,550	\$50,550.00	\$52,812.71
	POLE BRIDGE REPLACEMENT / EACH						
	MME149M	2023Q1	1	20.00	\$60,000	\$3,000.00	\$3,369.50
			1	20.00	\$60,000	\$3,000.00	\$3,369.50
	TRAFFIC CONTROL TRUCK WITH MOUNTED CRASH / DAY						
	MMG008M	2023Q1	2	1,000.00	\$1,000	\$1.00	\$0.85
			2	1,000.00	\$1,000	\$1.00	\$0.85
	E-Z PASS / DOLL						
	MMG009M	2023Q1	2	3,252.00	\$3,252	\$1.00	\$1.00
			2	3,252.00	\$3,252	\$1.00	\$1.00
	TELEPHONE SERVICE / DOLL						
	MMG010M	2022Q4	5	10,500.00	\$10,500	\$1.00	\$1.00

(item continued)

WEIGHTED AVERAGE ITEM PRICE REPORT
BY REGION, ITEM, AND QUARTER

REGION	ITEM	CALENDAR QUARTER	NUMBER OF OCCUR'S	TOTAL QUANTITY	TOTAL DOLLARS	AVERAGE AWARDED PRICE	AVERAGE OF LOW 3 BIDDERS
N	TELEPHONE SERVICE / DOLL						
	MMG010M	2023Q1	1	3,000.00	\$3,000	\$1.00	\$1.00
			6	13,500.00	\$13,500	\$1.00	\$1.00
	FIELD OFFICE EQUIPMENT / DOLL						
	MMG018M	2023Q1	2	5,000.00	\$5,000	\$1.00	\$1.00
			2	5,000.00	\$5,000	\$1.00	\$1.00
	OVERTIME DIFFERENTIAL (OD) / DOLL						
	MMG025M	2022Q4	5	420,000.00	\$420,000	\$1.00	\$1.00
		2023Q2	1	25,000.00	\$25,000	\$1.00	\$1.00
			6	445,000.00	\$445,000	\$1.00	\$1.00
	DISPOSAL OF REGULATED MATERIAL / DOLL						
	MMG027M	2022Q4	5	243,000.00	\$243,000	\$1.00	\$1.00
			5	243,000.00	\$243,000	\$1.00	\$1.00
	STEEL POST FOR END TREATMENT / U						
	MMG030M	2023Q1	1	30.00	\$2,250	\$75.00	\$462.50
			1	30.00	\$2,250	\$75.00	\$462.50
	ATTACHMENT TO STRUCTURE / LF						
	MMG032M	2023Q1	2	150.00	\$20,050	\$133.67	\$157.67
			2	150.00	\$20,050	\$133.67	\$157.67
	ATTACHMENT TO STRUCTURE / U						
	MMG033M	2023Q1	1	50.00	\$50	\$1.00	\$118.00
			1	50.00	\$50	\$1.00	\$118.00

WEIGHTED AVERAGE ITEM PRICE REPORT
BY REGION, ITEM, AND QUARTER

REGION	ITEM	CALENDAR QUARTER	NUMBER OF OCCUR'S	TOTAL QUANTITY	TOTAL DOLLARS	AVERAGE AWARDED PRICE	AVERAGE OF LOW 3 BIDDERS
N	RIPRAP STONE SLOPE PROTECTION / T						
	MMG036M	2023Q1	3	125.00	\$3,225	\$25.80	\$37.88
			3	125.00	\$3,225	\$25.80	\$37.88
	SCOOP TUNNEL VISOR / U						
	MMG055M	2023Q1	1	10.00	\$750	\$75.00	\$169.00
			1	10.00	\$750	\$75.00	\$169.00
	CRANE / MH						
	MMG056M	2023Q1	1	25.00	\$12,500	\$500.00	\$889.50
			1	25.00	\$12,500	\$500.00	\$889.50
	DISPOSAL OF REGULATED MATERIAL HAZARDOUS / DOLL						
	MMG064M	2022Q4	5	223,000.00	\$223,000	\$1.00	\$1.00
			5	223,000.00	\$223,000	\$1.00	\$1.00
	TRAFFIC CONTROL TRUCK MOUNTED CRASH CUSH / LS						
	MMG099M	2023Q2	1	1.00	\$64,264	\$64,264.20	\$109,588
			1	1.00	\$64,264	\$64,264.20	\$109,588
	LIGHTING CABINET REBUILD / U						
	MMG100M	2023Q1	1	18.00	\$74,520	\$4,140.00	\$14,435.50
			1	18.00	\$74,520	\$4,140.00	\$14,435.50
	LUMINAIRE MOUNTING PLATE / U						
	MMG101M	2023Q1	1	50.00	\$11,750	\$235.00	\$2,282.50
			1	50.00	\$11,750	\$235.00	\$2,282.50

WEIGHTED AVERAGE ITEM PRICE REPORT
BY REGION, ITEM, AND QUARTER

REGION	ITEM	CALENDAR QUARTER	NUMBER OF OCCUR'S	TOTAL QUANTITY	TOTAL DOLLARS	AVERAGE AWARDED PRICE	AVERAGE OF LOW 3 BIDDERS
N	CONSTRUCTION LAYOUT / DAY						
	MMR001M	2023Q1	2	40.00	\$40	\$1.00	\$34.17
			2	40.00	\$40	\$1.00	\$34.17
	MOBILIZATION / U						
	MMR004M	2023Q1	1	15.00	\$45,000	\$3,000.00	\$3,000.00
			1	15.00	\$45,000	\$3,000.00	\$3,000.00
	SPECIAL MOBILIZATION / U						
	MMR005M	2023Q1	2	59.00	\$116,000	\$1,966.10	\$1,966.10
			2	59.00	\$116,000	\$1,966.10	\$1,966.10
	EMERGENCY MOBILIZATION / U						
	MMR006M	2023Q1	4	32.00	\$187,500	\$5,859.38	\$7,239.58
			4	32.00	\$187,500	\$5,859.38	\$7,239.58
	ATTACHMENT TO STRUCTURE, TYPE A / U						
	MMR047M	2023Q1	1	20.00	\$48,000	\$2,400.00	\$3,450.00
			1	20.00	\$48,000	\$2,400.00	\$3,450.00
	ATTACHMENT TO STRUCTURE, TYPE B / U						
	MMR048M	2023Q1	1	20.00	\$7,000	\$350.00	\$775.00
			1	20.00	\$7,000	\$350.00	\$775.00
	BUFFER END PIECES FOR END TREATMENTS / U						
	MMR055M	2023Q1	1	15.00	\$1,500	\$100.00	\$175.00
			1	15.00	\$1,500	\$100.00	\$175.00

WEIGHTED AVERAGE ITEM PRICE REPORT
BY REGION, ITEM, AND QUARTER

REGION	ITEM	CALENDAR QUARTER	NUMBER OF OCCUR'S	TOTAL QUANTITY	TOTAL DOLLARS	AVERAGE AWARDED PRICE	AVERAGE OF LOW 3 BIDDERS
N	WOODEN POSTS FOR END TREATMENTS / U						
	MMR056M	2023Q1	1	15.00	\$1,125	\$75.00	\$412.50
			1	15.00	\$1,125	\$75.00	\$412.50
	RAIL ELEMENTS FOR END TREATMENTS / U						
	MMR057M	2023Q1	1	15.00	\$3,750	\$250.00	\$1,375.00
			1	15.00	\$3,750	\$250.00	\$1,375.00
	REFLECTIVE SHEETING FOR END TREATMENTS / SF						
	MMR058M	2023Q1	1	50.00	\$50	\$1.00	\$10.50
			1	50.00	\$50	\$1.00	\$10.50
	FLASHING ARROW BOARD, 4' X 8' / DAY						
	MMR060M	2023Q1	2	200.00	\$200	\$1.00	\$1.00
			2	200.00	\$200	\$1.00	\$1.00
	PORTABLE VARIABLE MESSAGE SIGN / DAY						
	MMR061M	2023Q1	2	280.00	\$280	\$1.00	\$1.00
			2	280.00	\$280	\$1.00	\$1.00
	NON-VEGETATIVE SURFACE, POLYESTER MATTIN / SY						
	MMR073M	2023Q1	1	150.00	\$150	\$1.00	\$63.00
			1	150.00	\$150	\$1.00	\$63.00
	GUIDE RAIL EXTRUDERS / U						
	MMR076M	2023Q1	1	15.00	\$7,500	\$500.00	\$1,500.00
			1	15.00	\$7,500	\$500.00	\$1,500.00

WEIGHTED AVERAGE ITEM PRICE REPORT
 BY REGION, ITEM, AND QUARTER

REGION	ITEM	CALENDAR QUARTER	NUMBER OF OCCUR'S	TOTAL QUANTITY	TOTAL DOLLARS	AVERAGE AWARDED PRICE	AVERAGE OF LOW 3 BIDDERS
N	MOBILIZATION OF MILL & HMA PAVING EQUIP. / U						
	MMR077M	2023Q1	2	50.00	\$750,000	\$15,000.00	\$15,000.00
			2	50.00	\$750,000	\$15,000.00	\$15,000.00

	CLEARING SITE / LF						
	MMR080M	2023Q1	1	10,000.00	\$100	\$0.01	\$0.03
			1	10,000.00	\$100	\$0.01	\$0.03

	MICROMILLING / SY						
	MMR087M	2023Q1	2	2,000.00	\$10,000	\$5.00	\$4.25
			2	2,000.00	\$10,000	\$5.00	\$4.25

	CONCRETE WASHOUT SYSTEM / U						
	MMR091M	2023Q1	4	24.00	\$40,000	\$1,666.67	\$1,666.67
			4	24.00	\$40,000	\$1,666.67	\$1,666.67

	REGRADE BERM / SY						
	MMR096M	2023Q1	3	2,200.00	\$27,010	\$12.28	\$6.45
			3	2,200.00	\$27,010	\$12.28	\$6.45

	ASPHALT COLD PATCH / LB						
	MMR115M	2023Q1	1	500.00	\$500	\$1.00	\$13.00
			1	500.00	\$500	\$1.00	\$13.00

WEIGHTED AVERAGE ITEM PRICE REPORT
BY REGION, ITEM, AND QUARTER

REGION	ITEM	CALENDAR QUARTER	NUMBER OF OCCUR'S	TOTAL QUANTITY	TOTAL DOLLARS	AVERAGE AWARDED PRICE	AVERAGE OF LOW 3 BIDDERS
S	FORCE ACCOUNT / DOLL						
	109006M	2022Q4	5	2,725,000.00	\$2,725,000	\$1.00	\$1.00
		2023Q1	4	490,000.00	\$490,000	\$1.00	\$1.00
		2023Q2	1	270,000.00	\$270,000	\$1.00	\$1.00
			10	3,485,000.00	\$3,485,000	\$1.00	\$1.00

	PERFORMANCE BOND AND PAYMENT BOND / DOLL						
	151006M	2022Q3	2	2.00	\$35,500	\$17,750.00	\$29,875.00
		2022Q4	10	10.00	\$414,000	\$41,400.00	\$81,674.87
		2023Q1	7	7.00	\$232,259	\$33,179.90	\$32,452.66
		2023Q2	3	3.00	\$34,867	\$11,622.37	\$12,874.29
			22	22.00	\$716,626	\$32,573.93	\$51,922.28

	RAILROAD PROTECTIVE LIABILITY INSURANCE / DOLL						
	152012P	2022Q4	1	1.00	\$40,000	\$40,000.00	\$33,333.33
		2023Q1	1	1.00	\$5,050	\$5,050.00	\$3,383.67
			2	2.00	\$45,050	\$22,525.00	\$18,358.50

	POLLUTION LIABILITY INSURANCE / DOLL						
	152015P	2022Q3	2	2.00	\$25,100	\$12,550.00	\$18,775.00
		2022Q4	10	10.00	\$77,550	\$7,754.97	\$7,704.52
		2023Q1	7	7.00	\$52,109	\$7,444.14	\$7,729.33
		2023Q2	3	3.00	\$15,001	\$5,000.33	\$3,333.78
			22	22.00	\$169,760	\$7,716.35	\$8,122.81

	PROGRESS SCHEDULE / LS						
	153003P	2022Q3	1	1.00	\$35,000	\$35,000.00	\$35,000.00
		2022Q4	4	4.00	\$84,000	\$21,000.00	\$33,333.33
		2023Q2	1	1.00	\$38,000	\$38,000.00	\$38,000.00
			6	6.00	\$157,000	\$26,166.67	\$34,388.89

WEIGHTED AVERAGE ITEM PRICE REPORT
BY REGION, ITEM, AND QUARTER

REGION	ITEM	CALENDAR QUARTER	NUMBER OF OCCUR'S	TOTAL QUANTITY	TOTAL DOLLARS	AVERAGE AWARDED PRICE	AVERAGE OF LOW 3 BIDDERS
S	PROGRESS SCHEDULE UPDATE / U						
	153005M	2022Q3	1	5.00	\$40,000	\$8,000.00	\$8,000.00
		2022Q4	4	42.00	\$71,750	\$1,708.33	\$1,551.35
		2023Q2	1	5.00	\$40,000	\$8,000.00	\$8,000.00
			6	52.00	\$151,750	\$2,918.27	\$2,791.47
	BAR CHART PROGRESS SCHEDULE AND UPDATES / LS						
	153009P	2022Q3	1	1.00	\$200	\$200.00	\$25,100.00
		2022Q4	1	1.00	\$3,000	\$3,000.00	\$11,500.00
		2023Q1	3	3.00	\$1,600	\$533.33	\$4,011.11
			5	5.00	\$4,800	\$960.00	\$9,726.67
	TRAINEES / HOUR						
	153011M	2022Q3	1	1,480.00	\$15	\$0.01	\$63.01
		2022Q4	3	9,180.00	\$162,877	\$17.74	\$8.86
		2023Q1	1	440.00	\$440	\$1.00	\$1.00
			5	11,100.00	\$163,332	\$14.71	\$15.77
	MOBILIZATION / LS						
	154003P	2022Q3	2	2.00	\$937,000	\$468,500	\$1,054,250
		2022Q4	5	5.00	\$6,957,654	\$1,391,531	\$2,534,498
		2023Q1	6	6.00	\$2,884,555	\$480,759	\$919,515
		2023Q2	1	1.00	\$244,000	\$244,000	\$244,000
			14	14.00	\$11,023,209	\$787,372	\$1,467,291
	FIELD OFFICE TYPE A SET UP / U						
	155003M	2022Q4	1	1.00	\$25,000	\$25,000.00	\$20,000.00
			1	1.00	\$25,000	\$25,000.00	\$20,000.00

WEIGHTED AVERAGE ITEM PRICE REPORT
BY REGION, ITEM, AND QUARTER

REGION	ITEM	CALENDAR QUARTER	NUMBER OF OCCUR'S	TOTAL QUANTITY	TOTAL DOLLARS	AVERAGE AWARDED PRICE	AVERAGE OF LOW 3 BIDDERS
S	FIELD OFFICE TYPE B SET UP / U						
	155006M	2023Q1	3	3.00	\$135,000	\$45,000.00	\$39,827.24
			3	3.00	\$135,000	\$45,000.00	\$39,827.24
	FIELD OFFICE TYPE C SET UP / U						
	155009M	2023Q2	1	1.00	\$28,758	\$28,757.50	\$31,878.75
			1	1.00	\$28,758	\$28,757.50	\$31,878.75
	FIELD OFFICE TYPE D SET UP / U						
	155012M	2022Q3	2	2.00	\$125,000	\$62,500.00	\$53,750.00
		2022Q4	1	1.00	\$50,000	\$50,000.00	\$33,988.33
		2023Q2	1	1.00	\$48,000	\$48,000.00	\$48,000.00
			4	4.00	\$223,000	\$55,750.00	\$47,372.08
	FIELD OFFICE TYPE E SET UP / U						
	155015M	2022Q4	2	2.00	\$90,000	\$45,000.00	\$45,000.00
		2023Q1	2	2.00	\$53,263	\$26,631.50	\$82,210.50
			4	4.00	\$143,263	\$35,815.75	\$63,605.25
	FIELD OFFICE TYPE F SET UP / U						
	155018M	2022Q4	1	1.00	\$40,000	\$40,000.00	\$165,000
			1	1.00	\$40,000	\$40,000.00	\$165,000
	FIELD OFFICE TYPE A MAINTENANCE / MO						
	155021M	2022Q4	1	6.00	\$12,000	\$2,000.00	\$2,666.67
			1	6.00	\$12,000	\$2,000.00	\$2,666.67

WEIGHTED AVERAGE ITEM PRICE REPORT
BY REGION, ITEM, AND QUARTER

REGION	ITEM	CALENDAR QUARTER	NUMBER OF OCCUR'S	TOTAL QUANTITY	TOTAL DOLLARS	AVERAGE AWARDED PRICE	AVERAGE OF LOW 3 BIDDERS
S	FIELD OFFICE TYPE B MAINTENANCE / MO						
	155024M	2023Q1	3	35.00	\$80,300	\$2,294.29	\$3,031.43
			3	35.00	\$80,300	\$2,294.29	\$3,031.43
	FIELD OFFICE TYPE C MAINTENANCE / MO						
	155027M	2023Q2	1	15.00	\$42,000	\$2,800.00	\$2,900.00
			1	15.00	\$42,000	\$2,800.00	\$2,900.00
	FIELD OFFICE TYPE D MAINTENANCE / MO						
	155030M	2022Q3	2	29.00	\$158,000	\$5,448.28	\$6,224.14
		2022Q4	1	12.00	\$36,000	\$3,000.00	\$3,766.67
		2023Q2	1	17.00	\$136,000	\$8,000.00	\$8,000.00
			4	58.00	\$330,000	\$5,689.66	\$6,236.21
	FIELD OFFICE TYPE E MAINTENANCE / MO						
	155033M	2022Q4	2	20.00	\$149,000	\$7,450.00	\$7,450.00
		2023Q1	2	30.00	\$97,500	\$3,250.00	\$4,000.00
			4	50.00	\$246,500	\$4,930.00	\$5,380.00
	FIELD OFFICE TYPE F MAINTENANCE / MO						
	155036M	2022Q4	1	63.00	\$378,000	\$6,000.00	\$4,633.33
			1	63.00	\$378,000	\$6,000.00	\$4,633.33
	MATERIALS FIELD LABORATORY SET-UP / U						
	156003M	2022Q4	1	1.00	\$22,000	\$22,000.00	\$34,333.33
			1	1.00	\$22,000	\$22,000.00	\$34,333.33

WEIGHTED AVERAGE ITEM PRICE REPORT
BY REGION, ITEM, AND QUARTER

REGION	ITEM	CALENDAR QUARTER	NUMBER OF OCCUR'S	TOTAL QUANTITY	TOTAL DOLLARS	AVERAGE AWARDED PRICE	AVERAGE OF LOW 3 BIDDERS
S	MATERIALS FIELD LABORATORY MAINTENANCE / MO						
	156006M	2022Q4	1	61.00	\$256,200	\$4,200.00	\$3,825.00
			1	61.00	\$256,200	\$4,200.00	\$3,825.00
	NUCLEAR DENSITY GAUGE / U						
	156015M	2022Q4	2	2.00	\$200	\$100.00	\$10,283.33
			2	2.00	\$200	\$100.00	\$10,283.33
	CONSTRUCTION LAYOUT / DOLL						
	157004M	2022Q3	2	2.00	\$138,000	\$69,000.00	\$64,500.00
		2022Q4	5	5.00	\$482,000	\$96,400.00	\$328,800
		2023Q1	3	3.00	\$3,100	\$1,033.33	\$5,761.11
		2023Q2	1	1.00	\$38,000	\$38,000.00	\$38,000.00
			11	11.00	\$661,100	\$60,100.00	\$166,208
	MONUMENT / U						
	157006M	2022Q4	2	8.00	\$8,400	\$1,050.00	\$875.00
			2	8.00	\$8,400	\$1,050.00	\$875.00
	MONUMENT BOX / U						
	157009M	2022Q4	1	4.00	\$3,600	\$900.00	\$1,400.00
			1	4.00	\$3,600	\$900.00	\$1,400.00
	SILT FENCE / LF						
	158006M	2022Q3	2	1,600.00	\$39,363	\$24.60	\$36.98
		2022Q4	3	6,811.00	\$71,885	\$10.55	\$7.12
		2023Q1	2	1,000.00	\$10	\$0.01	\$0.01

(item continued)

WEIGHTED AVERAGE ITEM PRICE REPORT
BY REGION, ITEM, AND QUARTER

REGION	ITEM	CALENDAR QUARTER	NUMBER OF OCCUR'S	TOTAL QUANTITY	TOTAL DOLLARS	AVERAGE AWARDED PRICE	AVERAGE OF LOW 3 BIDDERS
S	SILT FENCE / LF						
	158006M	2023Q2	1	100.00	\$5,380	\$53.80	\$53.80
			8	9,511.00	\$116,638	\$12.26	\$11.89

	HEAVY DUTY SILT FENCE, ORANGE / LF						
	158009M	2022Q4	2	4,420.00	\$76,983	\$17.42	\$13.47
			2	4,420.00	\$76,983	\$17.42	\$13.47

	HAYBALE / U						
	158015M	2022Q4	3	100.00	\$8,500	\$85.00	\$55.67
			3	100.00	\$8,500	\$85.00	\$55.67

	HAYBALE CHECK DAM WITH TEMPORARY STONE O / LF						
	158018M	2022Q4	1	144.00	\$21,600	\$150.00	\$91.67
			1	144.00	\$21,600	\$150.00	\$91.67

	TEMPORARY STONE CHECK DAM / CY						
	158021M	2022Q4	1	12.00	\$2,700	\$225.00	\$441.67
			1	12.00	\$2,700	\$225.00	\$441.67

	INLET FILTER TYPE 2, 2' X 4' / U						
	158030M	2022Q3	2	25.00	\$5,775	\$231.00	\$325.50
		2022Q4	2	101.00	\$6,533	\$64.68	\$171.56
		2023Q1	3	214.00	\$951	\$4.45	\$88.02
		2023Q2	1	7.00	\$5,660	\$808.50	\$808.50
			8	347.00	\$18,919	\$54.52	\$143.98

WEIGHTED AVERAGE ITEM PRICE REPORT
BY REGION, ITEM, AND QUARTER

REGION	ITEM	CALENDAR QUARTER	NUMBER OF OCCUR'S	TOTAL QUANTITY	TOTAL DOLLARS	AVERAGE AWARDED PRICE	AVERAGE OF LOW 3 BIDDERS
S	INLET FILTER TYPE 2, 4' X 4' / U						
	158033M	2022Q3	1	50.00	\$8,750	\$175.00	\$342.50
		2022Q4	1	10.00	\$1,500	\$150.00	\$148.67
		2023Q1	3	106.00	\$1,675	\$15.80	\$74.66
		2023Q2	1	5.00	\$4,849	\$969.75	\$969.75
			6	171.00	\$16,774	\$98.09	\$183.47

	FLOATING TURBIDITY BARRIER, TYPE 1 / LF						
	158042M	2022Q4	1	858.00	\$30,030	\$35.00	\$45.00
			1	858.00	\$30,030	\$35.00	\$45.00

	GEOMEMBRANE / SY						
	158050M	2022Q4	1	7,535.00	\$715,825	\$95.00	\$153.33
			1	7,535.00	\$715,825	\$95.00	\$153.33

	SEDIMENT CONTROL TANK / U						
	158057M	2022Q4	1	1.00	\$25,000	\$25,000.00	\$17,833.33
			1	1.00	\$25,000	\$25,000.00	\$17,833.33

	CONSTRUCTION DRIVEWAY / T						
	158060M	2022Q4	2	534.00	\$16,134	\$30.21	\$62.04
			2	534.00	\$16,134	\$30.21	\$62.04

	CONCRETE WASHOUT SYSTEM / LS						
	158063P	2022Q3	1	1.00	\$500	\$500.00	\$2,750.00
		2022Q4	2	2.00	\$10,000	\$5,000.00	\$15,000.00
		2023Q1	3	3.00	\$110,000	\$36,666.67	\$13,280.56
			6	6.00	\$120,500	\$20,083.34	\$12,098.61

WEIGHTED AVERAGE ITEM PRICE REPORT
BY REGION, ITEM, AND QUARTER

REGION	ITEM	CALENDAR QUARTER	NUMBER OF OCCUR'S	TOTAL QUANTITY	TOTAL DOLLARS	AVERAGE AWARDED PRICE	AVERAGE OF LOW 3 BIDDERS
S	ABSORBENT BOOM / LF						
	158066M	2023Q2	1	200.00	\$200	\$1.00	\$1.00
			1	200.00	\$200	\$1.00	\$1.00
OIL ONLY EMERGENCY SPILL KIT, TYPE 1 / U							
	158072M	2022Q3	2	3.00	\$2,500	\$833.33	\$1,666.67
		2022Q4	5	15.00	\$15,900	\$1,060.00	\$1,650.00
		2023Q1	7	12.00	\$21,221	\$1,768.42	\$940.57
		2023Q2	1	2.00	\$5,000	\$2,500.00	\$2,500.00
			15	32.00	\$44,621	\$1,394.41	\$1,438.65
EROSION CONTROL SEDIMENT REMOVAL / CY							
	158084M	2022Q4	3	2,080.00	\$8,060	\$3.88	\$17.27
		2023Q2	1	10.00	\$5,318	\$531.75	\$531.75
			4	2,090.00	\$13,378	\$6.40	\$19.73
BASIN SAND LAYER / CY							
	158095M	2022Q4	1	2,216.00	\$144,040	\$65.00	\$90.00
			1	2,216.00	\$144,040	\$65.00	\$90.00
BREAKAWAY BARRICADE / U							
	159003M	2022Q3	2	115.00	\$66	\$0.57	\$50.28
		2022Q4	4	355.00	\$202	\$0.57	\$71.16
		2023Q1	7	1,158.00	\$5,314	\$4.59	\$8.97
		2023Q2	2	165.00	\$165	\$1.00	\$23.71
			15	1,793.00	\$5,746	\$3.20	\$25.29
DRUM / U							
	159006M	2022Q3	2	350.00	\$202	\$0.58	\$50.29

(item continued)

WEIGHTED AVERAGE ITEM PRICE REPORT
BY REGION, ITEM, AND QUARTER

REGION	ITEM	CALENDAR QUARTER	NUMBER OF OCCUR'S	TOTAL QUANTITY	TOTAL DOLLARS	AVERAGE AWARDED PRICE	AVERAGE OF LOW 3 BIDDERS
S	DRUM / U						
	159006M	2022Q4	4	1,409.00	\$45,107	\$32.01	\$49.46
		2023Q1	7	900.00	\$4,104	\$4.56	\$10.06
		2023Q2	2	300.00	\$300	\$1.00	\$0.51
			15	2,959.00	\$49,713	\$16.80	\$32.61
	TRAFFIC CONE / U						
	159009M	2022Q3	2	1,000.00	\$12,505	\$12.51	\$21.25
		2022Q4	4	3,060.00	\$62,506	\$20.43	\$22.88
		2023Q1	7	8,750.00	\$33,028	\$3.77	\$2.33
		2023Q2	2	1,050.00	\$14,650	\$13.95	\$7.48
			15	13,860.00	\$122,688	\$8.85	\$8.62
	CONSTRUCTION SIGNS / SF						
	159012M	2022Q3	2	2,203.00	\$11,422	\$5.18	\$13.32
		2022Q4	4	5,748.00	\$99,131	\$17.25	\$17.62
		2023Q1	7	21,000.00	\$11,190	\$0.53	\$1.49
		2023Q2	2	1,682.00	\$24,945	\$14.83	\$7.92
			15	30,633.00	\$146,688	\$4.79	\$5.72
	CONSTRUCTION IDENTIFICATION SIGN, 4' X 8 / U						
	159015M	2022Q3	2	3.00	\$3,100	\$1,033.33	\$1,766.67
		2022Q4	4	14.00	\$15,924	\$1,137.43	\$1,220.81
		2023Q2	1	2.00	\$3,000	\$1,500.00	\$1,500.00
			7	19.00	\$22,024	\$1,159.16	\$1,336.39
	CONSTRUCTION IDENTIFICATION SIGN, 6' X 1 / U						
	159018M	2022Q4	1	1.00	\$1,200	\$1,200.00	\$4,066.67
			1	1.00	\$1,200	\$1,200.00	\$4,066.67

WEIGHTED AVERAGE ITEM PRICE REPORT
BY REGION, ITEM, AND QUARTER

REGION	ITEM	CALENDAR QUARTER	NUMBER OF OCCUR'S	TOTAL QUANTITY	TOTAL DOLLARS	AVERAGE AWARDED PRICE	AVERAGE OF LOW 3 BIDDERS
S	CONSTRUCTION BARRIER CURB, BRIDGE / LF						
	159020P	2022Q4	1	720.00	\$7	\$0.01	\$105.00
			1	720.00	\$7	\$0.01	\$105.00
	CONSTRUCTION BARRIER CURB / LF						
	159021P	2022Q4	2	2,925.00	\$292,500	\$100.00	\$136.88
			2	2,925.00	\$292,500	\$100.00	\$136.88
	ARROW BOARD, 2' X 4' / U						
	159024M	2022Q4	1	4.00	\$8,000	\$2,000.00	\$2,000.00
			1	4.00	\$8,000	\$2,000.00	\$2,000.00
	ARROW BOARD, 4' X 8' / U						
	159027M	2022Q3	2	8.00	\$8,040	\$1,005.00	\$2,002.50
		2022Q4	3	12.00	\$5,820	\$485.00	\$1,521.00
		2023Q1	5	46.00	\$17,000	\$369.57	\$330.69
		2023Q2	1	2.00	\$5,000	\$2,500.00	\$2,500.00
			11	68.00	\$35,860	\$527.35	\$801.23
	PORTABLE VARIABLE MESSAGE SIGN W/REMOTE / U						
	159029M	2023Q1	2	16.00	\$16,800	\$1,050.00	\$2,850.00
			2	16.00	\$16,800	\$1,050.00	\$2,850.00
	PORTABLE VARIABLE MESSAGE SIGN / U						
	159030M	2022Q3	2	8.00	\$80,000	\$10,000.00	\$15,000.00
		2022Q4	4	18.00	\$128,800	\$7,155.56	\$4,385.19
		2023Q1	3	30.00	\$1,500	\$50.00	\$16.84

(item continued)

WEIGHTED AVERAGE ITEM PRICE REPORT
BY REGION, ITEM, AND QUARTER

REGION	ITEM	CALENDAR QUARTER	NUMBER OF OCCUR'S	TOTAL QUANTITY	TOTAL DOLLARS	AVERAGE AWARDED PRICE	AVERAGE OF LOW 3 BIDDERS
S	PORTABLE VARIABLE MESSAGE SIGN / U						
	159030M	2023Q2	1	2.00	\$36,000	\$18,000.00	\$18,000.00
			10	58.00	\$246,300	\$4,246.55	\$4,059.29

	TRAFFIC CONTROL TRUCK WITH MOUNTED CRASH / U						
	159108M	2022Q3	2	6.00	\$16,000	\$2,666.67	\$8,833.33
		2022Q4	4	14.00	\$51,006	\$3,643.29	\$9,381.10
		2023Q1	5	34.00	\$20,700	\$608.82	\$1,536.33
		2023Q2	2	6.00	\$22,000	\$3,666.67	\$1,835.83
			13	60.00	\$109,706	\$1,828.43	\$4,126.43

	TEMPORARY TRAFFIC STRIPES, 4" / LF						
	159126M	2022Q3	1	247,000.00	\$74,100	\$0.30	\$0.30
		2022Q4	2	33,900.00	\$17,845	\$0.53	\$0.51
			3	280,900.00	\$91,945	\$0.33	\$0.33

	HMA PATCH / T						
	159138M	2022Q3	2	41.00	\$11,550	\$281.71	\$740.85
		2022Q4	3	21.00	\$21,500	\$1,023.81	\$1,824.60
		2023Q1	4	485.00	\$24,880	\$51.30	\$630.75
		2023Q2	1	10.00	\$20,000	\$2,000.00	\$2,000.00
			10	557.00	\$77,930	\$139.91	\$708.45

	TRAFFIC DIRECTOR, FLAGGER / HOUR						
	159141M	2022Q3	1	200.00	\$28,400	\$142.00	\$142.00
		2022Q4	4	1,860.00	\$240,003	\$129.03	\$62.12
		2023Q1	8	18,168.00	\$286,980	\$15.80	\$18.09
		2023Q2	3	3,400.00	\$473,000	\$139.12	\$86.63
			16	23,628.00	\$1,028,383	\$43.52	\$32.47

WEIGHTED AVERAGE ITEM PRICE REPORT
BY REGION, ITEM, AND QUARTER

REGION	ITEM	CALENDAR QUARTER	NUMBER OF OCCUR'S	TOTAL QUANTITY	TOTAL DOLLARS	AVERAGE AWARDED PRICE	AVERAGE OF LOW 3 BIDDERS
S	EMERGENCY TOWING SERVICE / U						
	159144M	2022Q3	1	2.00	\$2	\$1.00	\$250.50
		2022Q4	2	2.00	\$1,700	\$850.00	\$1,383.33
		2023Q1	3	3.00	\$2	\$0.67	\$123.56
		2023Q2	1	2.00	\$200	\$100.00	\$100.00
			7	9.00	\$1,904	\$211.56	\$426.48
	SNOW REMOVAL / LS						
	159190M	2022Q4	1	1.00	\$1	\$1.00	\$55,333.67
			1	1.00	\$1	\$1.00	\$55,333.67
	TEMP CRASH CUSH, COMP BAR, TYPE 2, NARR / U						
	159200M	2022Q4	1	4.00	\$24,000	\$6,000.00	\$18,900.00
			1	4.00	\$24,000	\$6,000.00	\$18,900.00
	TEMP CRASH CUSH, COMP, TYPE 3, NARROW / U						
	159212M	2022Q4	1	1.00	\$6,000	\$6,000.00	\$6,883.33
			1	1.00	\$6,000	\$6,000.00	\$6,883.33
	CONSTRUCTION ID SIGN, IIJA 8' X 5' / U						
	159262M	2023Q2	1	2.00	\$4,000	\$2,000.00	\$2,000.00
			1	2.00	\$4,000	\$2,000.00	\$2,000.00
	TRAFFIC STRIPES, LATEX, 4" / LF						
	159300M	2022Q4	2	461,500.00	\$226,135	\$0.49	\$0.49
		2023Q1	6	1,401,412.00	\$202,004	\$0.14	\$0.14
		2023Q2	1	241,450.00	\$94,166	\$0.39	\$0.39
			9	2,104,362.00	\$522,305	\$0.25	\$0.25

WEIGHTED AVERAGE ITEM PRICE REPORT
 BY REGION, ITEM, AND QUARTER

REGION	ITEM	CALENDAR QUARTER	NUMBER OF OCCUR'S	TOTAL QUANTITY	TOTAL DOLLARS	AVERAGE AWARDED PRICE	AVERAGE OF LOW 3 BIDDERS
S	TRAFFIC STRIPES, LATEX, 6" / LF						
	159301M	2022Q3	1	494,468.00	\$4,945	\$0.01	\$0.19
		2023Q1	2	75,000.00	\$10,500	\$0.14	\$0.15
			3	569,468.00	\$15,445	\$0.03	\$0.18
	TRAFFIC STRIPES, LATEX, 8" / LF						
	159302M	2023Q1	4	37,598.00	\$376	\$0.01	\$0.09
		2023Q2	1	505.00	\$177	\$0.35	\$0.35
			5	38,103.00	\$553	\$0.01	\$0.10
	TRAFFIC MARKINGS LINES, LATEX, 4" / LF						
	159310M	2023Q1	2	1,000.00	\$10	\$0.01	\$0.01
			2	1,000.00	\$10	\$0.01	\$0.01
	TRAFFIC MARKINGS LINES, LATEX, 8" / LF						
	159312M	2022Q3	1	12,371.00	\$124	\$0.01	\$0.23
		2022Q4	1	750.00	\$900	\$1.20	\$1.20
		2023Q1	5	8,740.00	\$87	\$0.01	\$0.08
		2023Q2	1	500.00	\$175	\$0.35	\$0.35
			8	22,361.00	\$1,286	\$0.06	\$0.21
	TRAFFIC MARKINGS LINES, LATEX, 24" / LF						
	159314M	2022Q3	1	4,020.00	\$40	\$0.01	\$0.51
		2022Q4	1	150.00	\$360	\$2.40	\$2.40
		2023Q1	5	24,088.00	\$241	\$0.01	\$0.16
		2023Q2	1	1,815.00	\$1,815	\$1.00	\$1.00
			8	30,073.00	\$2,456	\$0.08	\$0.27

WEIGHTED AVERAGE ITEM PRICE REPORT
BY REGION, ITEM, AND QUARTER

REGION	ITEM	CALENDAR QUARTER	NUMBER OF OCCUR'S	TOTAL QUANTITY	TOTAL DOLLARS	AVERAGE AWARDED PRICE	AVERAGE OF LOW 3 BIDDERS
S	TRAFFIC MARKINGS SYMBOLS, LATEX / SF						
	159320M	2022Q4	1	2,400.00	\$5,760	\$2.40	\$2.40
		2023Q1	5	7,600.00	\$739	\$0.10	\$0.29
		2023Q2	1	890.00	\$1,673	\$1.88	\$1.88
			7	10,890.00	\$8,173	\$0.75	\$0.89

	FUEL PRICE ADJUSTMENT / DOLL						
	160004M	2022Q3	1	1.00	\$10,800	\$10,800.00	\$10,800.00
		2022Q4	4	4.00	\$71,000	\$17,750.00	\$28,950.00
		2023Q1	4	159,200.00	\$159,200	\$1.00	\$1.00
		2023Q2	1	1.00	\$100	\$100.00	\$100.00
			10	159,206.00	\$241,100	\$1.51	\$1.80

	ASPHALT PRICE ADJUSTMENT / DOLL						
	160007M	2022Q3	1	1.00	\$62,000	\$62,000.00	\$62,000.00
		2022Q4	3	3.00	\$100,000	\$33,333.33	\$44,411.11
		2023Q1	3	234,300.00	\$234,300	\$1.00	\$1.00
		2023Q2	1	1.00	\$400	\$400.00	\$400.00
			8	234,305.00	\$396,700	\$1.69	\$1.83

	STEEL PRICE ADJUSTMENT / DOLL						
	160009M	2022Q4	1	1.00	\$50,000	\$50,000.00	\$50,000.00
			1	1.00	\$50,000	\$50,000.00	\$50,000.00

	FINAL CLEANUP / LS						
	161003P	2022Q3	2	2.00	\$38,001	\$19,000.50	\$34,500.25
		2022Q4	5	5.00	\$84,101	\$16,820.20	\$31,995.62
		2023Q1	1	1.00	\$50,000	\$50,000.00	\$32,500.00
		2023Q2	1	1.00	\$38,000	\$38,000.00	\$38,000.00
			9	9.00	\$210,102	\$23,344.67	\$33,275.40

WEIGHTED AVERAGE ITEM PRICE REPORT
BY REGION, ITEM, AND QUARTER

REGION	ITEM	CALENDAR QUARTER	NUMBER OF OCCUR'S	TOTAL QUANTITY	TOTAL DOLLARS	AVERAGE AWARDED PRICE	AVERAGE OF LOW 3 BIDDERS
S	VIBRATION MONITORING / LS						
	162006P	2022Q4	3	3.00	\$80,000	\$26,666.67	\$67,222.22
			3	3.00	\$80,000	\$26,666.67	\$67,222.22
	CLEARING SITE / LS						
	201003P	2022Q3	2	2.00	\$125,000	\$62,500.00	\$73,750.00
		2022Q4	4	4.00	\$630,000	\$157,500	\$227,833
		2023Q1	5	5.00	\$30,000	\$6,000.00	\$41,916.67
		2023Q2	1	1.00	\$40,000	\$40,000.00	\$40,000.00
			12	12.00	\$825,000	\$68,750.00	\$109,035
	CLEARING SITE, BRIDGE () / LS						
	201006P	2022Q4	1	1.00	\$1,600,000	\$1,600,000	\$1,600,000
			1	1.00	\$1,600,000	\$1,600,000	\$1,600,000
	DEMOLITION (), PARCEL () / U						
	201033M	2022Q4	1	1.00	\$100,000	\$100,000	\$273,417
			1	1.00	\$100,000	\$100,000	\$273,417
	TEMPORARY SHIELDING / LS						
	201039P	2022Q4	1	1.00	\$100,000	\$100,000	\$935,000
			1	1.00	\$100,000	\$100,000	\$935,000
	STRIPPING / ACRE						
	202003P	2022Q4	2	6.00	\$100,100	\$16,683.33	\$20,672.22
			2	6.00	\$100,100	\$16,683.33	\$20,672.22

WEIGHTED AVERAGE ITEM PRICE REPORT
BY REGION, ITEM, AND QUARTER

REGION	ITEM	CALENDAR QUARTER	NUMBER OF OCCUR'S	TOTAL QUANTITY	TOTAL DOLLARS	AVERAGE AWARDED PRICE	AVERAGE OF LOW 3 BIDDERS
S	EXCAVATION, TEST PIT / CY						
	202006M	2022Q4	2	220.00	\$200	\$0.91	\$129.85
		2023Q1	1	15.00	\$15	\$1.00	\$1.00
			3	235.00	\$215	\$0.92	\$121.62
	EXCAVATION, UNCLASSIFIED / CY						
	202009P	2022Q4	3	32,862.00	\$851,361	\$25.91	\$65.33
		2023Q1	3	2,080.00	\$8,260	\$3.97	\$2.81
		2023Q2	1	1,500.00	\$37,500	\$25.00	\$30.00
			7	36,442.00	\$897,121	\$24.62	\$60.30
	REMOVAL OF PAVEMENT / SY						
	202021P	2022Q4	2	18,315.00	\$139,416	\$7.61	\$28.89
			2	18,315.00	\$139,416	\$7.61	\$28.89
	DISPOSAL OF REGULATED MATERIAL / T						
	202024M	2023Q2	1	35.00	\$1,750	\$50.00	\$68.33
			1	35.00	\$1,750	\$50.00	\$68.33
	DREDGE, TRANS AND PLACE TO CDF / CY						
	202041M	2022Q4	1	72,280.00	\$1,507,038	\$20.85	\$24.95
			1	72,280.00	\$1,507,038	\$20.85	\$24.95
	SUBSOIL SCARIFICATION / SY						
	202050M	2022Q4	1	1,010.00	\$2,525	\$2.50	\$5.00
			1	1,010.00	\$2,525	\$2.50	\$5.00

WEIGHTED AVERAGE ITEM PRICE REPORT
BY REGION, ITEM, AND QUARTER

REGION	ITEM	CALENDAR QUARTER	NUMBER OF OCCUR'S	TOTAL QUANTITY	TOTAL DOLLARS	AVERAGE AWARDED PRICE	AVERAGE OF LOW 3 BIDDERS
S	I-9 SOIL AGGREGATE / CY						
	203009P	2022Q4	1	1,119.00	\$106,305	\$95.00	\$86.67
			1	1,119.00	\$106,305	\$95.00	\$86.67
	I-14 SOIL AGGREGATE / CY						
	203021P	2022Q4	1	2,050.00	\$21	\$0.01	\$20.67
			1	2,050.00	\$21	\$0.01	\$20.67
	GEOTEXTILE / SY						
	203040M	2023Q1	2	1,000.00	\$30	\$0.03	\$0.02
			2	1,000.00	\$30	\$0.03	\$0.02
	GEOTEXTILE, ROADWAY STABILIZATION / SY						
	203041P	2022Q4	1	7,282.00	\$3,641	\$0.50	\$2.33
			1	7,282.00	\$3,641	\$0.50	\$2.33
	GEOSYNTHETIC CLAY LINER / SY						
	203100P	2022Q4	1	7,535.00	\$866,525	\$115.00	\$91.33
			1	7,535.00	\$866,525	\$115.00	\$91.33
	TEMPORARY CAUSEWAY / LS						
	203120M	2022Q4	1	1.00	\$3,000,000	\$3,000,000	\$2,621,667
			1	1.00	\$3,000,000	\$3,000,000	\$2,621,667
	SUBBASE / CY						
	301006P	2022Q4	1	73.00	\$10,950	\$150.00	\$152.33
			1	73.00	\$10,950	\$150.00	\$152.33

WEIGHTED AVERAGE ITEM PRICE REPORT
BY REGION, ITEM, AND QUARTER

REGION	ITEM	CALENDAR QUARTER	NUMBER OF OCCUR'S	TOTAL QUANTITY	TOTAL DOLLARS	AVERAGE AWARDED PRICE	AVERAGE OF LOW 3 BIDDERS
S	DENSE-GRADED AGGREGATE BASE COURSE, 6" T / SY						
	302036P	2022Q4	2	8,652.00	\$89,715	\$10.37	\$17.90
			2	8,652.00	\$89,715	\$10.37	\$17.90
	DENSE-GRADED AGGREGATE BASE COURSE, 8" T / SY						
	302042P	2022Q4	1	3,560.00	\$35,600	\$10.00	\$17.80
			1	3,560.00	\$35,600	\$10.00	\$17.80
	DENSE-GRADED AGGREGATE BASE COURSE, 12" / SY						
	302048P	2022Q4	1	16,599.00	\$215,787	\$13.00	\$25.67
			1	16,599.00	\$215,787	\$13.00	\$25.67
	DENSE-GRADED AGGREGATE BASE COURSE, VARI / CY						
	302051P	2022Q4	2	51.00	\$26,000	\$509.80	\$509.80
		2023Q1	5	798.00	\$3,724	\$4.67	\$6.00
			7	849.00	\$29,724	\$35.01	\$36.26
	COARSE AGGREGATE, SIZE NO. 57 / CY						
	302060P	2023Q1	2	250.00	\$3	\$0.01	\$0.01
			2	250.00	\$3	\$0.01	\$0.01
	CONCRETE BASE COURSE, 8" THICK / SY						
	304003P	2022Q4	1	274.00	\$34,250	\$125.00	\$117.67
			1	274.00	\$34,250	\$125.00	\$117.67
	HMA MILLING, 3" OR LESS / SY						
	401009P	2022Q4	2	7,614.00	\$76,140	\$10.00	\$8.91

(item continued)

WEIGHTED AVERAGE ITEM PRICE REPORT
BY REGION, ITEM, AND QUARTER

REGION	ITEM	CALENDAR QUARTER	NUMBER OF OCCUR'S	TOTAL QUANTITY	TOTAL DOLLARS	AVERAGE AWARDED PRICE	AVERAGE OF LOW 3 BIDDERS
S	HMA MILLING, 3" OR LESS / SY						
	401009P	2023Q1	5	917,231.00	\$2,950,401	\$3.22	\$2.96
			7	924,845.00	\$3,026,541	\$3.27	\$3.01

	HMA MILLING, MORE THAN 3" TO 6" / SY						
	401012P	2022Q4	1	971.00	\$9,710	\$10.00	\$12.78
		2023Q1	2	20,000.00	\$200	\$0.01	\$0.01
			3	20,971.00	\$9,910	\$0.47	\$0.60

	CONCRETE MILLING / SY						
	401015P	2022Q4	1	100.00	\$3,500	\$35.00	\$32.67
		2023Q1	5	2,010.00	\$4,011	\$2.00	\$2.44
			6	2,110.00	\$7,511	\$3.56	\$3.87

	MICRO-MILLING / SY						
	401017P	2022Q3	1	3,542.00	\$141,680	\$40.00	\$34.00
		2022Q4	2	3,105.00	\$88,872	\$28.62	\$28.62
		2023Q2	1	1,340.00	\$42,880	\$32.00	\$32.00
			4	7,987.00	\$273,432	\$34.23	\$31.57

	HOT MIX ASPHALT PAVEMENT REPAIR / SY						
	401021M	2022Q3	2	336.00	\$70,060	\$208.51	\$354.26
		2022Q4	3	365.00	\$95,000	\$260.27	\$220.09
		2023Q1	5	3,700.00	\$8,625	\$2.33	\$5.85
		2023Q2	1	1,000.00	\$150,000	\$150.00	\$150.00
			11	5,401.00	\$323,685	\$59.93	\$68.69

	SEALING OF CRACKS IN HOT MIX ASPHALT SUR / LF						
	401024M	2022Q3	2	3,000.00	\$6,500	\$2.17	\$6.08

(item continued)

WEIGHTED AVERAGE ITEM PRICE REPORT
BY REGION, ITEM, AND QUARTER

REGION	ITEM	CALENDAR QUARTER	NUMBER OF OCCUR'S	TOTAL QUANTITY	TOTAL DOLLARS	AVERAGE AWARDED PRICE	AVERAGE OF LOW 3 BIDDERS
S	SEALING OF CRACKS IN HOT MIX ASPHALT SUR / LF						
	401024M	2022Q4	2	10,000.00	\$40,000	\$4.00	\$4.00
		2023Q1	2	4,500.00	\$2,925	\$0.65	\$0.72
		2023Q2	1	2,500.00	\$15,000	\$6.00	\$6.00
			7	20,000.00	\$64,425	\$3.22	\$3.82
	POLYMERIZED JOINT ADHESIVE / LF						
	401027M	2022Q4	3	29,720.00	\$32,950	\$1.11	\$0.77
		2023Q1	5	626,346.00	\$961,571	\$1.54	\$0.82
			8	656,066.00	\$994,521	\$1.52	\$0.82
	TACK COAT / GAL						
	401030M	2022Q3	2	84,975.00	\$117,666	\$1.38	\$2.37
		2022Q4	4	53,697.00	\$127,037	\$2.37	\$1.39
		2023Q1	5	186,807.00	\$1,868	\$0.01	\$0.01
		2023Q2	1	150.00	\$1,200	\$8.00	\$8.00
			12	325,629.00	\$247,772	\$0.76	\$0.86
	PRIME COAT / GAL						
	401036M	2022Q4	2	7,210.00	\$72	\$0.01	\$1.86
			2	7,210.00	\$72	\$0.01	\$1.86
	HOT MIX ASPHALT 9.5 M 64 SURFACE COURSE / T						
	401042M	2023Q1	2	2,000.00	\$310,000	\$155.00	\$140.00
			2	2,000.00	\$310,000	\$155.00	\$140.00
	HOT MIX ASPHALT 9.5 ME SURFACE COURSE / T						
	401049M	2023Q1	2	2,000.00	\$317,000	\$158.50	\$146.17
			2	2,000.00	\$317,000	\$158.50	\$146.17

WEIGHTED AVERAGE ITEM PRICE REPORT
BY REGION, ITEM, AND QUARTER

REGION	ITEM	CALENDAR QUARTER	NUMBER OF OCCUR'S	TOTAL QUANTITY	TOTAL DOLLARS	AVERAGE AWARDED PRICE	AVERAGE OF LOW 3 BIDDERS
S	HOT MIX ASPHALT 12.5 M 64 SURFACE COURSE / T						
	401054M	2022Q4	1	1,010.00	\$126,250	\$125.00	\$130.00
		2023Q1	4	42,071.00	\$5,201,802	\$123.64	\$116.23
			5	43,081.00	\$5,328,052	\$123.68	\$116.55
	HMA 12.5 M E SURFACE COURSE / T						
	401061M	2022Q4	1	2,840.00	\$355,000	\$125.00	\$159.00
		2023Q1	2	6,000.00	\$933,000	\$155.50	\$151.83
			3	8,840.00	\$1,288,000	\$145.70	\$154.14
	HOT MIX ASPHALT 12.5 M 64 INTERMEDIATE C / T						
	401072M	2022Q4	1	2,165.00	\$216,500	\$100.00	\$138.33
		2023Q1	2	2,000.00	\$190,000	\$95.00	\$81.67
			3	4,165.00	\$406,500	\$97.60	\$111.12
	HOT MIX ASPHALT 19 M 64 INTERMEDIATE COU / T						
	401084M	2022Q4	1	2,062.00	\$206,200	\$100.00	\$113.00
			1	2,062.00	\$206,200	\$100.00	\$113.00
	HOT MIX ASPHALT 25 M 64 BASE COURSE / T						
	401099M	2022Q4	2	7,729.00	\$808,066	\$104.55	\$135.47
		2023Q1	2	2,000.00	\$170,000	\$85.00	\$66.67
			4	9,729.00	\$978,066	\$100.53	\$121.33
	CORE SAMPLES, HOT MIX ASPHALT / U						
	401108M	2022Q4	2	50.00	\$8,750	\$175.00	\$204.67
		2023Q1	5	810.00	\$156,628	\$193.37	\$91.61
			7	860.00	\$165,378	\$192.30	\$98.19

WEIGHTED AVERAGE ITEM PRICE REPORT
BY REGION, ITEM, AND QUARTER

REGION	ITEM	CALENDAR QUARTER	NUMBER OF OCCUR'S	TOTAL QUANTITY	TOTAL DOLLARS	AVERAGE AWARDED PRICE	AVERAGE OF LOW 3 BIDDERS
S	HMA LONGITUDINAL JOINT REPAIR / SY						
	401113M	2022Q4	1	1,000.00	\$100,000	\$100.00	\$100.00
			1	1,000.00	\$100,000	\$100.00	\$100.00

	ULTRA-THIN FRICTION COURSE / T						
	403003M	2022Q3	1	12,900.00	\$3,096,000	\$240.00	\$230.00
			1	12,900.00	\$3,096,000	\$240.00	\$230.00

	POLYMER MODIFIED TACK COAT / GAL						
	403005M	2022Q3	1	76,000.00	\$311,600	\$4.10	\$5.30
			1	76,000.00	\$311,600	\$4.10	\$5.30

	STONE MATRIX ASPHALT 12.5 MM SURFACE COU / T						
	404006M	2023Q1	4	54,169.00	\$7,104,672	\$131.16	\$132.33
			4	54,169.00	\$7,104,672	\$131.16	\$132.33

	MICROPAVING JOINTS / LF						
	421007M	2022Q3	2	139,216.00	\$1,215,160	\$8.73	\$6.85
		2022Q4	2	34,037.00	\$167,603	\$4.92	\$4.92
		2023Q2	1	25,000.00	\$123,750	\$4.95	\$4.95
			5	198,253.00	\$1,506,513	\$7.60	\$6.28

	SLURRY SEAL AGGREGATE, TYPE II / T						
	421010M	2022Q3	2	4,393.00	\$507,787	\$115.59	\$117.66
		2022Q4	1	2,574.00	\$324,324	\$126.00	\$126.00
			3	6,967.00	\$832,111	\$119.44	\$120.74

WEIGHTED AVERAGE ITEM PRICE REPORT
BY REGION, ITEM, AND QUARTER

REGION	ITEM	CALENDAR QUARTER	NUMBER OF OCCUR'S	TOTAL QUANTITY	TOTAL DOLLARS	AVERAGE AWARDED PRICE	AVERAGE OF LOW 3 BIDDERS
S	SLURRY SEAL EMULSION / GAL						
	421011M	2022Q3	2	126,169.00	\$1,222,298	\$9.69	\$10.59
		2022Q4	1	57,813.00	\$678,146	\$11.73	\$11.73
			3	183,982.00	\$1,900,444	\$10.33	\$10.95
	FOG SEAL STRIP / LF						
	422004M	2022Q4	2	11,256.00	\$11,895	\$1.06	\$4.19
			2	11,256.00	\$11,895	\$1.06	\$4.19
	CHIP SEAL PG88-22FR / SY						
	424110M	2022Q4	1	117,087.00	\$816,096	\$6.97	\$6.97
		2023Q2	1	131,722.00	\$887,806	\$6.74	\$6.74
			2	248,809.00	\$1,703,903	\$6.85	\$6.85
	FULL DEPTH CONCRETE PAVEMENT REPAIR, HMA / SY						
	453006M	2022Q4	2	230.00	\$15,200	\$66.09	\$260.36
		2023Q1	5	1,050.00	\$18,594	\$17.71	\$35.71
			7	1,280.00	\$33,794	\$26.40	\$76.08
	TEMPORARY SHEETING / SF						
	501003P	2022Q4	1	22,000.00	\$220	\$0.01	\$50.00
			1	22,000.00	\$220	\$0.01	\$50.00
	PERMANENT SHEETING / SF						
	501006P	2022Q4	1	2,420.00	\$181,500	\$75.00	\$123.33
			1	2,420.00	\$181,500	\$75.00	\$123.33

WEIGHTED AVERAGE ITEM PRICE REPORT
 BY REGION, ITEM, AND QUARTER

REGION	ITEM	CALENDAR QUARTER	NUMBER OF OCCUR'S	TOTAL QUANTITY	TOTAL DOLLARS	AVERAGE AWARDED PRICE	AVERAGE OF LOW 3 BIDDERS
S	TEMPORARY COFFERDAM / LS						
	501009P	2022Q4	1	1.00	\$2,000,000	\$2,000,000	\$2,083,333
			1	1.00	\$2,000,000	\$2,000,000	\$2,083,333
	TEMPORARY EMBANKMENT SUPPORT SYSTEM / LS						
	501019P	2022Q4	1	1.00	\$5,000	\$5,000.00	\$44,113.33
			1	1.00	\$5,000	\$5,000.00	\$44,113.33
	FURNISHING EQUIPMENT FOR DRIVING PILES / LS						
	502003P	2022Q4	1	1.00	\$2,000,000	\$2,000,000	\$971,667
			1	1.00	\$2,000,000	\$2,000,000	\$971,667
	PREBORED HOLE / LF						
	502006M	2022Q4	1	280.00	\$280	\$1.00	\$308.67
			1	280.00	\$280	\$1.00	\$308.67
	TEST PILE, FURNISHED / LF						
	502009M	2022Q4	1	638.00	\$60,610	\$95.00	\$156.67
			1	638.00	\$60,610	\$95.00	\$156.67
	TEST PILE, DRIVEN / LF						
	502012M	2022Q4	1	586.00	\$38,090	\$65.00	\$149.33
			1	586.00	\$38,090	\$65.00	\$149.33
	DYNAMIC PILE LOAD TEST / U						
	502018M	2022Q4	1	8.00	\$20,800	\$2,600.00	\$4,191.67
			1	8.00	\$20,800	\$2,600.00	\$4,191.67

WEIGHTED AVERAGE ITEM PRICE REPORT
BY REGION, ITEM, AND QUARTER

REGION	ITEM	CALENDAR QUARTER	NUMBER OF OCCUR'S	TOTAL QUANTITY	TOTAL DOLLARS	AVERAGE AWARDED PRICE	AVERAGE OF LOW 3 BIDDERS
S	STEEL H-PILE, FURNISHED, HP 14 X 102 / LF						
	502173M	2022Q4	1	7,972.00	\$837,060	\$105.00	\$127.67
			1	7,972.00	\$837,060	\$105.00	\$127.67
	STEEL H-PILE, DRIVEN, HP 14 X 102 / LF						
	502191M	2022Q4	1	7,592.00	\$303,680	\$40.00	\$53.33
			1	7,592.00	\$303,680	\$40.00	\$53.33
	PILE SHOE / U						
	502207M	2022Q4	1	124.00	\$27,900	\$225.00	\$293.33
			1	124.00	\$27,900	\$225.00	\$293.33
	RESTRIKE WITH PDA AND CAPWAP ANALYSIS / U						
	502307M	2022Q4	1	8.00	\$45,600	\$5,700.00	\$5,900.00
			1	8.00	\$45,600	\$5,700.00	\$5,900.00
	REINFORCEMENT STEEL, EPOXY-COATED / LB						
	504006P	2022Q4	3	464,910.00	\$929,820	\$2.00	\$2.75
			3	464,910.00	\$929,820	\$2.00	\$2.75
	CONCRETE FOOTING / CY						
	504015P	2022Q4	1	240.00	\$198,000	\$825.00	\$1,725.00
			1	240.00	\$198,000	\$825.00	\$1,725.00
	CONCRETE ABUTMENT WALL / CY						
	504024P	2022Q4	1	260.00	\$442,000	\$1,700.00	\$2,483.33
			1	260.00	\$442,000	\$1,700.00	\$2,483.33

WEIGHTED AVERAGE ITEM PRICE REPORT
BY REGION, ITEM, AND QUARTER

REGION	ITEM	CALENDAR QUARTER	NUMBER OF OCCUR'S	TOTAL QUANTITY	TOTAL DOLLARS	AVERAGE AWARDED PRICE	AVERAGE OF LOW 3 BIDDERS
S	CONCRETE PIER COLUMN AND CAP / CY						
	504027P	2022Q4	1	160.00	\$384,000	\$2,400.00	\$3,783.33
			1	160.00	\$384,000	\$2,400.00	\$3,783.33
	CONCRETE SEAL / CY						
	504029P	2022Q4	1	510.00	\$102,000	\$200.00	\$608.33
			1	510.00	\$102,000	\$200.00	\$608.33
	CONCRETE PIER SHAFT / CY						
	504030P	2022Q4	1	290.00	\$290,000	\$1,000.00	\$2,325.00
			1	290.00	\$290,000	\$1,000.00	\$2,325.00
	EPOXY WATERPROOFING / SY						
	504036P	2022Q4	1	20.00	\$4,000	\$200.00	\$258.33
		2023Q1	2	9,893.00	\$648,604	\$65.56	\$74.82
			3	9,913.00	\$652,604	\$65.83	\$75.19
	CONCRETE SURFACE TREATMENT / SY						
	504040P	2022Q4	1	200.00	\$13,000	\$65.00	\$103.33
			1	200.00	\$13,000	\$65.00	\$103.33
	CONCRETE STAINING / SY						
	504048P	2022Q4	4	1,790.00	\$40,500	\$22.63	\$52.39
			4	1,790.00	\$40,500	\$22.63	\$52.39
	STRUCTURAL STEEL / LS						
	506003P	2022Q4	1	1.00	\$8,650,000	\$8,650,000	\$7,831,990
			1	1.00	\$8,650,000	\$8,650,000	\$7,831,990

WEIGHTED AVERAGE ITEM PRICE REPORT
BY REGION, ITEM, AND QUARTER

REGION	ITEM	CALENDAR QUARTER	NUMBER OF OCCUR'S	TOTAL QUANTITY	TOTAL DOLLARS	AVERAGE AWARDED PRICE	AVERAGE OF LOW 3 BIDDERS
S	REINFORCED ELASTOMERIC BEARING ASSEMBLY / U						
	506006P	2022Q4	1	24.00	\$144,000	\$6,000.00	\$6,333.33
			1	24.00	\$144,000	\$6,000.00	\$6,333.33
	ELASTOMERIC BEARING ASSEMBLY / U						
	506007M	2022Q4	1	24.00	\$96,000	\$4,000.00	\$3,616.67
			1	24.00	\$96,000	\$4,000.00	\$3,616.67
	SHEAR CONNECTOR / U						
	506012P	2022Q4	1	11,568.00	\$66,516	\$5.75	\$6.67
			1	11,568.00	\$66,516	\$5.75	\$6.67
	LUBRICATE BEARING / U						
	506013P	2023Q1	2	986.00	\$61,336	\$62.21	\$77.59
			2	986.00	\$61,336	\$62.21	\$77.59
	TEMPORARY BEAM / LS						
	506070P	2022Q4	1	1.00	\$300,000	\$300,000	\$408,333
			1	1.00	\$300,000	\$300,000	\$408,333
	STRIP SEAL EXPANSION JOINT ASSEMBLY / LF						
	507015P	2022Q4	1	184.00	\$128,800	\$700.00	\$783.33
			1	184.00	\$128,800	\$700.00	\$783.33
	CONCRETE BRIDGE DECK, HPC / CY						
	507024P	2022Q4	1	840.00	\$1,092,000	\$1,300.00	\$1,733.33
			1	840.00	\$1,092,000	\$1,300.00	\$1,733.33

WEIGHTED AVERAGE ITEM PRICE REPORT
BY REGION, ITEM, AND QUARTER

REGION	ITEM	CALENDAR QUARTER	NUMBER OF OCCUR'S	TOTAL QUANTITY	TOTAL DOLLARS	AVERAGE AWARDED PRICE	AVERAGE OF LOW 3 BIDDERS
S	CONCRETE BRIDGE SIDEWALK, HPC / CY						
	507033P	2022Q4	1	102.00	\$91,800	\$900.00	\$1,150.00
			1	102.00	\$91,800	\$900.00	\$1,150.00
	CONCRETE BRIDGE PARAPET WITH MOMENT SLAB / LF						
	507038P	2022Q4	3	572.00	\$343,200	\$600.00	\$741.73
			3	572.00	\$343,200	\$600.00	\$741.73
	CONCRETE BRIDGE PARAPET, HPC / LF						
	507039P	2022Q4	1	1,440.00	\$432,000	\$300.00	\$280.00
			1	1,440.00	\$432,000	\$300.00	\$280.00
	CONCRETE SLEEPER SLAB / CY						
	507050M	2022Q4	1	96.00	\$100,800	\$1,050.00	\$1,183.33
			1	96.00	\$100,800	\$1,050.00	\$1,183.33
	CONCRETE BRIDGE RELIEF SLAB / SY						
	507054P	2022Q4	1	245.00	\$110,250	\$450.00	\$500.00
			1	245.00	\$110,250	\$450.00	\$500.00
	STEEL 1 BAR BRIDGE RAILING / LF						
	507082P	2022Q4	3	1,256.00	\$177,096	\$141.00	\$183.90
			3	1,256.00	\$177,096	\$141.00	\$183.90
	TEMPORARY CONCRETE MOMENT SLAB / CY						
	507140M	2022Q4	1	47.00	\$35,250	\$750.00	\$1,483.33
			1	47.00	\$35,250	\$750.00	\$1,483.33

WEIGHTED AVERAGE ITEM PRICE REPORT
BY REGION, ITEM, AND QUARTER

REGION	ITEM	CALENDAR QUARTER	NUMBER OF OCCUR'S	TOTAL QUANTITY	TOTAL DOLLARS	AVERAGE AWARDED PRICE	AVERAGE OF LOW 3 BIDDERS
S	CLEAN EXISTING SCUPPERS AND PIPES / U						
	508005M	2023Q1	1	63.00	\$6,867	\$109.00	\$253.00
			1	63.00	\$6,867	\$109.00	\$253.00
	SCUPPER / U						
	508006M	2022Q4	1	2.00	\$6,400	\$3,200.00	\$4,900.00
			1	2.00	\$6,400	\$3,200.00	\$4,900.00
	10" STEEL ALLOY PIPE / LF						
	508012P	2022Q4	1	16.00	\$7,200	\$450.00	\$813.33
			1	16.00	\$7,200	\$450.00	\$813.33
	CHAIN-LINK FENCE, TYPE IV / LF						
	509083P	2022Q4	1	640.00	\$112,000	\$175.00	\$266.67
			1	640.00	\$112,000	\$175.00	\$266.67
	TIDE CLEARANCE GAUGE / U						
	511019M	2022Q4	1	2.00	\$40,000	\$20,000.00	\$10,833.33
			1	2.00	\$40,000	\$20,000.00	\$10,833.33
	FENDER SYSTEM / LF						
	511020P	2022Q4	1	316.00	\$2,054,000	\$6,500.00	\$7,083.33
			1	316.00	\$2,054,000	\$6,500.00	\$7,083.33
	RETAINING WALL, LOCATION NO. ____ / SF						
	513003P	2022Q4	3	41,680.00	\$3,594,040	\$86.23	\$126.14
			3	41,680.00	\$3,594,040	\$86.23	\$126.14

WEIGHTED AVERAGE ITEM PRICE REPORT
BY REGION, ITEM, AND QUARTER

REGION	ITEM	CALENDAR QUARTER	NUMBER OF OCCUR'S	TOTAL QUANTITY	TOTAL DOLLARS	AVERAGE AWARDED PRICE	AVERAGE OF LOW 3 BIDDERS
S	RETAINING WALL, CAST-IN-PLACE, LOCATION / SF						
	513006P	2022Q4	4	7,700.00	\$1,590,700	\$206.58	\$274.45
			4	7,700.00	\$1,590,700	\$206.58	\$274.45
	PERMANENT GROUND ANCHOR / U						
	520003P	2022Q4	1	2,675.00	\$3,210,000	\$1,200.00	\$1,883.33
			1	2,675.00	\$3,210,000	\$1,200.00	\$1,883.33
	CONCRETE DECK REPAIR, TYPE B / SF						
	551006M	2023Q1	1	3,870.00	\$325,080	\$84.00	\$142.00
			1	3,870.00	\$325,080	\$84.00	\$142.00
	CONCRETE DECK REPAIR, TYPE C / SF						
	551009M	2023Q1	1	250.00	\$31,250	\$125.00	\$333.33
			1	250.00	\$31,250	\$125.00	\$333.33
	PRESSURE INJECTION, CONCRETE CRACKS / LF						
	552003M	2023Q1	1	1,000.00	\$10,000	\$10.00	\$66.67
			1	1,000.00	\$10,000	\$10.00	\$66.67
	SUBSTRUCTURE CONCRETE REPAIR / SF						
	555003M	2023Q1	2	955.00	\$254,985	\$267.00	\$307.09
			2	955.00	\$254,985	\$267.00	\$307.09
	18" REINFORCED CONCRETE PIPE / LF						
	601124P	2022Q4	1	1,328.00	\$332,000	\$250.00	\$221.67
			1	1,328.00	\$332,000	\$250.00	\$221.67

WEIGHTED AVERAGE ITEM PRICE REPORT
BY REGION, ITEM, AND QUARTER

REGION	ITEM	CALENDAR QUARTER	NUMBER OF OCCUR'S	TOTAL QUANTITY	TOTAL DOLLARS	AVERAGE AWARDED PRICE	AVERAGE OF LOW 3 BIDDERS
S	8" PERFORATED HD POLYETHYLENE PIPE / LF						
	601419P	2022Q4	1	300.00	\$30,000	\$100.00	\$85.00
			1	300.00	\$30,000	\$100.00	\$85.00
	VIDEO INSPECTION OF PIPE / LF						
	601664M	2023Q2	1	495,000.00	\$2,722,500	\$5.50	\$5.38
			1	495,000.00	\$2,722,500	\$5.50	\$5.38
	CLEANING EXISTING PIPE, 12" TO 24" DIAME / LF						
	601670M	2022Q4	1	318.00	\$4,134	\$13.00	\$15.67
		2023Q1	3	2,313.00	\$23,390	\$10.11	\$14.58
			4	2,631.00	\$27,524	\$10.46	\$14.71
	CLEANING EXISTING PIPE, OVER 24" TO 48" / LF						
	601672M	2022Q4	1	264.00	\$8,184	\$31.00	\$37.00
			1	264.00	\$8,184	\$31.00	\$37.00
	16" DUCTILE IRON PIPE / LF						
	601680M	2022Q4	1	33.00	\$8,250	\$250.00	\$283.33
			1	33.00	\$8,250	\$250.00	\$283.33
	18" DUCTILE IRON PIPE / LF						
	601681M	2022Q4	1	898.00	\$237,970	\$265.00	\$280.00
			1	898.00	\$237,970	\$265.00	\$280.00
	24" DUCTILE IRON PIPE / LF						
	601682M	2022Q4	1	423.00	\$139,590	\$330.00	\$353.33
			1	423.00	\$139,590	\$330.00	\$353.33

WEIGHTED AVERAGE ITEM PRICE REPORT
 BY REGION, ITEM, AND QUARTER

REGION	ITEM	CALENDAR QUARTER	NUMBER OF OCCUR'S	TOTAL QUANTITY	TOTAL DOLLARS	AVERAGE AWARDED PRICE	AVERAGE OF LOW 3 BIDDERS
S	30" DUCTILE IRON PIPE / LF						
	601683M	2022Q4	1	213.00	\$95,850	\$450.00	\$563.33
			1	213.00	\$95,850	\$450.00	\$563.33
	36" DUCTILE IRON PIPE / LF						
	601741M	2022Q4	1	103.00	\$77,250	\$750.00	\$813.33
			1	103.00	\$77,250	\$750.00	\$813.33
	42" DUCTILE IRON PIPE / LF						
	601742M	2022Q4	1	150.00	\$123,750	\$825.00	\$1,058.33
			1	150.00	\$123,750	\$825.00	\$1,058.33
	48" DUCTILE IRON PIPE / LF						
	601743M	2022Q4	1	172.00	\$189,200	\$1,100.00	\$1,383.33
			1	172.00	\$189,200	\$1,100.00	\$1,383.33
	CONCRETE HEADWALL / CY						
	602006P	2022Q4	1	16.00	\$28,800	\$1,800.00	\$11,500.00
			1	16.00	\$28,800	\$1,800.00	\$11,500.00
	INLET, TYPE A / U						
	602009M	2022Q4	1	1.00	\$5,600	\$5,600.00	\$5,533.33
			1	1.00	\$5,600	\$5,600.00	\$5,533.33
	SPECIAL INLET, TYPE B / U						
	602011M	2022Q4	1	2.00	\$70,000	\$35,000.00	\$29,666.67
			1	2.00	\$70,000	\$35,000.00	\$29,666.67

WEIGHTED AVERAGE ITEM PRICE REPORT
BY REGION, ITEM, AND QUARTER

REGION	ITEM	CALENDAR QUARTER	NUMBER OF OCCUR'S	TOTAL QUANTITY	TOTAL DOLLARS	AVERAGE AWARDED PRICE	AVERAGE OF LOW 3 BIDDERS
S	INLET, TYPE B / U						
	602012M	2022Q4	1	34.00	\$261,800	\$7,700.00	\$8,233.33
			1	34.00	\$261,800	\$7,700.00	\$8,233.33
	INLET, TYPE DOUBLE B / U						
	602013M	2022Q4	1	4.00	\$44,000	\$11,000.00	\$10,833.33
			1	4.00	\$44,000	\$11,000.00	\$10,833.33
	INLET, TYPE E / U						
	602018M	2022Q4	1	8.00	\$59,200	\$7,400.00	\$8,133.33
			1	8.00	\$59,200	\$7,400.00	\$8,133.33
	INLET, TYPE D-1 / U						
	602030M	2022Q4	1	2.00	\$24,000	\$12,000.00	\$12,500.00
			1	2.00	\$24,000	\$12,000.00	\$12,500.00
	STORM DRAIN MARKER / U						
	602031M	2023Q1	1	1.00	\$100	\$100.00	\$66.67
			1	1.00	\$100	\$100.00	\$66.67
	INLET, TYPE B MODIFIED / U						
	602045M	2022Q4	1	10.00	\$76,000	\$7,600.00	\$8,500.00
			1	10.00	\$76,000	\$7,600.00	\$8,500.00
	MANHOLE, 4' DIAMETER / U						
	602054M	2022Q4	1	5.00	\$40,500	\$8,100.00	\$10,366.67
			1	5.00	\$40,500	\$8,100.00	\$10,366.67

WEIGHTED AVERAGE ITEM PRICE REPORT
BY REGION, ITEM, AND QUARTER

REGION	ITEM	CALENDAR QUARTER	NUMBER OF OCCUR'S	TOTAL QUANTITY	TOTAL DOLLARS	AVERAGE AWARDED PRICE	AVERAGE OF LOW 3 BIDDERS
S	MANHOLE, 5' DIAMETER / U						
	602057M	2022Q4	1	2.00	\$24,000	\$12,000.00	\$13,666.67
			1	2.00	\$24,000	\$12,000.00	\$13,666.67
	MANHOLE, 6' DIAMETER / U						
	602060M	2022Q4	1	3.00	\$37,500	\$12,500.00	\$17,166.67
			1	3.00	\$37,500	\$12,500.00	\$17,166.67
	RESET EXISTING CASTING / U						
	602099M	2022Q3	1	5.00	\$500	\$100.00	\$1,300.00
		2022Q4	2	6.00	\$15,750	\$2,625.00	\$4,875.00
			3	11.00	\$16,250	\$1,477.27	\$3,250.00
	SET INLET TYPE A, CASTING / U						
	602102M	2023Q1	3	45.00	\$5,700	\$126.67	\$75.56
			3	45.00	\$5,700	\$126.67	\$75.56
	SET INLET TYPE B, CASTING / U						
	602105M	2023Q1	5	88.00	\$75,200	\$854.55	\$894.69
			5	88.00	\$75,200	\$854.55	\$894.69
	SET INLET TYPE E, CASTING / U						
	602108M	2023Q1	4	61.00	\$8,850	\$145.09	\$656.01
			4	61.00	\$8,850	\$145.09	\$656.01
	SET INLET TYPE ES, CASTING / U						
	602111M	2023Q1	5	30.00	\$52,250	\$1,741.67	\$1,634.92
			5	30.00	\$52,250	\$1,741.67	\$1,634.92

WEIGHTED AVERAGE ITEM PRICE REPORT
BY REGION, ITEM, AND QUARTER

REGION	ITEM	CALENDAR QUARTER	NUMBER OF OCCUR'S	TOTAL QUANTITY	TOTAL DOLLARS	AVERAGE AWARDED PRICE	AVERAGE OF LOW 3 BIDDERS
S	SET MANHOLE CASTING / U						
	602114M	2023Q1	5	108.00	\$86,225	\$798.38	\$805.49
			5	108.00	\$86,225	\$798.38	\$805.49
RECONSTRUCTED INLET, TYPE___, NEW CAST / U							
	602149M	2022Q4	1	2.00	\$7,000	\$3,500.00	\$3,400.00
			1	2.00	\$7,000	\$3,500.00	\$3,400.00
RECONSTRUCTED INLET, TYPE A, USING NEW C / U							
	602150M	2023Q1	3	23.00	\$5,500	\$239.13	\$129.71
			3	23.00	\$5,500	\$239.13	\$129.71
RECONSTRUCTED INLET, TYPE B, USING NEW C / U							
	602153M	2023Q1	4	66.00	\$38,700	\$586.37	\$973.94
			4	66.00	\$38,700	\$586.37	\$973.94
RECONSTRUCTED INLET, TYPE E, USING NEW C / U							
	602159M	2023Q1	4	39.00	\$14,550	\$373.08	\$1,031.60
			4	39.00	\$14,550	\$373.08	\$1,031.60
RECONSTRUCTED INLET, TYPE ES, USING NEW / U							
	602160M	2023Q1	2	8.00	\$14,600	\$1,825.00	\$2,625.83
			2	8.00	\$14,600	\$1,825.00	\$2,625.83
RECONSTRUCTED MANHOLE, USING NEW CASTING / U							
	602183M	2023Q1	2	10.00	\$50	\$5.01	\$51.67
			2	10.00	\$50	\$5.01	\$51.67

WEIGHTED AVERAGE ITEM PRICE REPORT
BY REGION, ITEM, AND QUARTER

REGION	ITEM	CALENDAR QUARTER	NUMBER OF OCCUR'S	TOTAL QUANTITY	TOTAL DOLLARS	AVERAGE AWARDED PRICE	AVERAGE OF LOW 3 BIDDERS
S	MANHOLE COVER / U						
	602207M	2023Q2	1	16.00	\$22,400	\$1,400.00	\$1,300.00
			1	16.00	\$22,400	\$1,400.00	\$1,300.00
	BICYCLE SAFE GRATE / U						
	602210M	2023Q1	4	225.00	\$11,600	\$51.56	\$29.37
		2023Q2	1	42.00	\$67,200	\$1,600.00	\$1,450.00
			5	267.00	\$78,800	\$295.13	\$252.84
	CURB PIECE / U						
	602213M	2022Q3	1	3.00	\$900	\$300.00	\$750.00
		2023Q1	4	258.00	\$4,600	\$17.83	\$15.31
		2023Q2	1	4.00	\$8,880	\$2,220.00	\$2,220.00
			6	265.00	\$14,380	\$54.26	\$56.91
	CLEANING DRAINAGE STRUCTURE / U						
	602216M	2022Q4	2	10.00	\$2,550	\$255.00	\$428.33
		2023Q1	5	112.00	\$4,975	\$44.42	\$61.94
		2023Q2	2	3,801.00	\$2,537,355	\$667.55	\$633.77
			9	3,923.00	\$2,544,880	\$648.71	\$616.93
	JUNCTION CHAMBER / U						
	602226M	2022Q4	1	2.00	\$120,000	\$60,000.00	\$55,000.00
			1	2.00	\$120,000	\$60,000.00	\$55,000.00
	MANUFACTURED TREATMENT DEVICE / U						
	602229M	2022Q4	1	3.00	\$198,000	\$66,000.00	\$58,000.00
			1	3.00	\$198,000	\$66,000.00	\$58,000.00

WEIGHTED AVERAGE ITEM PRICE REPORT
BY REGION, ITEM, AND QUARTER

REGION	ITEM	CALENDAR QUARTER	NUMBER OF OCCUR'S	TOTAL QUANTITY	TOTAL DOLLARS	AVERAGE AWARDED PRICE	AVERAGE OF LOW 3 BIDDERS
S	42" TIDE CONTROL CHECK VALVE, INLINE / U						
	602295M	2022Q4	1	1.00	\$32,000	\$32,000.00	\$36,000.00
			1	1.00	\$32,000	\$32,000.00	\$36,000.00
	48" TIDE CONTROL CHECK VALVE, INLINE / U						
	602316M	2022Q4	1	1.00	\$47,000	\$47,000.00	\$50,666.67
			1	1.00	\$47,000	\$47,000.00	\$50,666.67
	TRASH RACK / U						
	602336M	2022Q4	1	2.00	\$24,000	\$12,000.00	\$12,000.00
			1	2.00	\$24,000	\$12,000.00	\$12,000.00
	CONCRETE SLOPE PROTECTION, REINFORCED, 4 / SY						
	603015P	2022Q4	1	460.00	\$41,400	\$90.00	\$406.67
			1	460.00	\$41,400	\$90.00	\$406.67
	RIPRAP STONE CHANNEL PROTECTION, 12" THI / SY						
	603036P	2022Q4	1	127.00	\$13,335	\$105.00	\$96.67
			1	127.00	\$13,335	\$105.00	\$96.67
	ARTICULATED CONCRETE BLOCK MATTING, CLOS / SY						
	603070P	2022Q4	1	6,461.00	\$1,550,640	\$240.00	\$288.33
			1	6,461.00	\$1,550,640	\$240.00	\$288.33
	CONCRETE LOW FLOW CHANNEL / CY						
	603140P	2022Q4	1	66.00	\$72,600	\$1,100.00	\$793.33
			1	66.00	\$72,600	\$1,100.00	\$793.33

WEIGHTED AVERAGE ITEM PRICE REPORT
BY REGION, ITEM, AND QUARTER

REGION	ITEM	CALENDAR QUARTER	NUMBER OF OCCUR'S	TOTAL QUANTITY	TOTAL DOLLARS	AVERAGE AWARDED PRICE	AVERAGE OF LOW 3 BIDDERS
S	GABION CHANNEL LINING / CY						
	604012P	2022Q4	1	71.00	\$53,250	\$750.00	\$460.00
			1	71.00	\$53,250	\$750.00	\$460.00
	CHAIN-LINK FENCE, PVC-COATED STEEL, 6' H / LF						
	605027P	2022Q4	1	1,835.00	\$49,545	\$27.00	\$45.00
			1	1,835.00	\$49,545	\$27.00	\$45.00
	GATE, CHAIN-LINK FENCE, PVC-COATED STEEL / U						
	605108M	2022Q4	1	1.00	\$1,800	\$1,800.00	\$3,200.00
			1	1.00	\$1,800	\$1,800.00	\$3,200.00
	CONCRETE SIDEWALK, 4" THICK / SY						
	606012P	2022Q4	2	2,346.00	\$239,260	\$101.99	\$91.86
		2023Q1	3	1,100.00	\$45,000	\$40.91	\$55.03
			5	3,446.00	\$284,260	\$82.49	\$80.10
	CONCRETE SIDEWALK, 6" THICK / SY						
	606018P	2023Q1	5	1,052.00	\$75,500	\$71.77	\$86.81
			5	1,052.00	\$75,500	\$71.77	\$86.81
	HOT MIX ASPHALT DRIVEWAY, 4" THICK / SY						
	606036P	2022Q4	1	1,060.00	\$48,760	\$46.00	\$63.33
			1	1,060.00	\$48,760	\$46.00	\$63.33
	HOT MIX ASPHALT DRIVEWAY, 6" THICK / SY						
	606039P	2022Q4	1	142.00	\$14,200	\$100.00	\$111.67

(item continued)

WEIGHTED AVERAGE ITEM PRICE REPORT
 BY REGION, ITEM, AND QUARTER

REGION	ITEM	CALENDAR QUARTER	NUMBER OF OCCUR'S	TOTAL QUANTITY	TOTAL DOLLARS	AVERAGE AWARDED PRICE	AVERAGE OF LOW 3 BIDDERS
S	HOT MIX ASPHALT DRIVEWAY, 6" THICK / SY						
	606039P	2023Q1	5	7,146.00	\$115,125	\$16.11	\$56.22
			6	7,288.00	\$129,325	\$17.74	\$57.30
	HOT MIX ASPHALT DRIVEWAY, VARIABLE THICK / SY						
	606042P	2023Q1	5	5,610.00	\$100,695	\$17.95	\$35.46
			5	5,610.00	\$100,695	\$17.95	\$35.46
	STONE OR GRAVEL DRIVEWAY, 4" THICK / SY						
	606043P	2022Q4	1	103.00	\$5,150	\$50.00	\$80.00
			1	103.00	\$5,150	\$50.00	\$80.00
	CONCRETE DRIVEWAY, 6" THICK / SY						
	606051P	2022Q4	1	102.00	\$17,850	\$175.00	\$177.67
		2023Q1	1	208.00	\$26,000	\$125.00	\$125.00
			2	310.00	\$43,850	\$141.45	\$142.33
	CONCRETE DRIVEWAY, REINFORCED, 6" THICK / SY						
	606057P	2022Q4	1	153.00	\$22,185	\$145.00	\$175.00
			1	153.00	\$22,185	\$145.00	\$175.00
	CONCRETE ISLAND, 4" THICK / SY						
	606075P	2022Q4	1	119.00	\$17,850	\$150.00	\$136.67
			1	119.00	\$17,850	\$150.00	\$136.67
	CONCRETE ISLAND, 6" THICK / SY						
	606078P	2022Q4	1	655.00	\$72,050	\$110.00	\$135.00
			1	655.00	\$72,050	\$110.00	\$135.00

WEIGHTED AVERAGE ITEM PRICE REPORT
BY REGION, ITEM, AND QUARTER

REGION	ITEM	CALENDAR QUARTER	NUMBER OF OCCUR'S	TOTAL QUANTITY	TOTAL DOLLARS	AVERAGE AWARDED PRICE	AVERAGE OF LOW 3 BIDDERS
S	DETECTABLE WARNING SURFACE / SY						
	606084P	2022Q4	2	28.00	\$8,950	\$319.64	\$367.71
		2023Q1	5	143.00	\$21,520	\$150.49	\$115.86
			7	171.00	\$30,470	\$178.19	\$157.10
	TURF PAVERS / SY						
	606095P	2022Q4	1	1,031.00	\$257,750	\$250.00	\$178.33
			1	1,031.00	\$257,750	\$250.00	\$178.33
	DECORATIVE PAVEMENT / SY						
	606102P	2022Q4	1	322.00	\$112,700	\$350.00	\$380.00
			1	322.00	\$112,700	\$350.00	\$380.00
	STAMPED COLORED CONC SIDEWALKS, 4" / SY						
	606103P	2023Q1	1	87.00	\$17,400	\$200.00	\$216.67
			1	87.00	\$17,400	\$200.00	\$216.67
	24" X 32" CONCRETE BARRIER CURB / LF						
	607006P	2022Q4	1	867.00	\$151,725	\$175.00	\$184.00
			1	867.00	\$151,725	\$175.00	\$184.00
	9" X 16" CONCRETE VERTICAL CURB / LF						
	607018P	2022Q3	1	100.00	\$7,500	\$75.00	\$137.50
		2022Q4	2	5,219.00	\$208,760	\$40.00	\$48.38
		2023Q1	6	3,898.00	\$133,420	\$34.23	\$43.14
			9	9,217.00	\$349,680	\$37.94	\$47.13

WEIGHTED AVERAGE ITEM PRICE REPORT
BY REGION, ITEM, AND QUARTER

REGION	ITEM	CALENDAR QUARTER	NUMBER OF OCCUR'S	TOTAL QUANTITY	TOTAL DOLLARS	AVERAGE AWARDED PRICE	AVERAGE OF LOW 3 BIDDERS
S	9" X 18" CONCRETE VERTICAL CURB / LF						
	607021P	2023Q1	5	3,356.00	\$126,810	\$37.79	\$44.81
			5	3,356.00	\$126,810	\$37.79	\$44.81
	9" X 20" CONCRETE VERTICAL CURB / LF						
	607024P	2023Q1	4	590.00	\$26,396	\$44.74	\$57.83
			4	590.00	\$26,396	\$44.74	\$57.83
	12" X 13" CONCRETE SLOPING CURB / LF						
	607030P	2022Q4	1	2,266.00	\$90,640	\$40.00	\$52.33
		2023Q1	5	739.00	\$24,379	\$32.99	\$38.75
			6	3,005.00	\$115,019	\$38.28	\$48.99
	9" X 14" CONCRETE VERTICAL CURB / LF						
	607034P	2022Q4	2	225.00	\$9,000	\$40.00	\$46.58
		2023Q1	1	100.00	\$4,000	\$40.00	\$55.00
			3	325.00	\$13,000	\$40.00	\$49.17
	SAWCUT VERTICAL CURB / LF						
	607120P	2023Q1	1	1,000.00	\$75,000	\$75.00	\$62.00
			1	1,000.00	\$75,000	\$75.00	\$62.00
	NONVEGETATIVE SURFACE, HOT MIX ASPHALT / SY						
	608003P	2022Q4	1	531.00	\$21,240	\$40.00	\$50.67
		2023Q1	1	100.00	\$4,000	\$40.00	\$50.67
			2	631.00	\$25,240	\$40.00	\$50.67

WEIGHTED AVERAGE ITEM PRICE REPORT
 BY REGION, ITEM, AND QUARTER

REGION	ITEM	CALENDAR QUARTER	NUMBER OF OCCUR'S	TOTAL QUANTITY	TOTAL DOLLARS	AVERAGE AWARDED PRICE	AVERAGE OF LOW 3 BIDDERS
S	NONVEGETATIVE SURFACE, POROUS HOT MIX AS / SY						
	608005P	2023Q1	1	400.00	\$18,000	\$45.00	\$51.00
			1	400.00	\$18,000	\$45.00	\$51.00

	BEAM GUIDE RAIL / LF						
	609003M	2022Q4	2	736.00	\$25,903	\$35.19	\$41.77
		2023Q1	1	25,875.00	\$1,035,000	\$40.00	\$44.33
			3	26,611.00	\$1,060,903	\$39.87	\$44.26

	MODIFIED THRIE BEAM GUIDE RAIL / LF						
	609009M	2023Q1	1	1,262.00	\$63,100	\$50.00	\$55.00
			1	1,262.00	\$63,100	\$50.00	\$55.00

	FLARED GUIDE RAIL TERMINAL / U						
	609024M	2023Q1	1	25.00	\$37,500	\$1,500.00	\$1,908.33
			1	25.00	\$37,500	\$1,500.00	\$1,908.33

	BURIED GUIDE RAIL TERMINAL / U						
	609025M	2023Q1	1	2.00	\$2	\$1.00	\$1.00
			1	2.00	\$2	\$1.00	\$1.00

	TANGENT GUIDE RAIL TERMINAL / U						
	609027M	2022Q4	1	2.00	\$8,000	\$4,000.00	\$4,100.00
		2023Q1	1	50.00	\$200,000	\$4,000.00	\$4,000.00
			2	52.00	\$208,000	\$4,000.00	\$4,003.85

WEIGHTED AVERAGE ITEM PRICE REPORT
BY REGION, ITEM, AND QUARTER

REGION	ITEM	CALENDAR QUARTER	NUMBER OF OCCUR'S	TOTAL QUANTITY	TOTAL DOLLARS	AVERAGE AWARDED PRICE	AVERAGE OF LOW 3 BIDDERS
S	TELESCOPING GUIDE RAIL END TERMINAL / U						
	609030M	2023Q1	1	10.00	\$30,000	\$3,000.00	\$3,100.00
			1	10.00	\$30,000	\$3,000.00	\$3,100.00
	CONTROLLED RELEASE TERMINAL / U						
	609033M	2023Q1	1	5.00	\$5	\$1.00	\$500.67
			1	5.00	\$5	\$1.00	\$500.67
	CONTROLLED RELEASE TERMINAL ANCHORAGE / U						
	609036M	2023Q1	1	5.00	\$5	\$1.00	\$700.33
			1	5.00	\$5	\$1.00	\$700.33
	BEAM GUIDE RAIL ANCHORAGE / U						
	609039M	2022Q4	2	3.00	\$5,400	\$1,800.00	\$2,495.56
		2023Q1	1	25.00	\$27,500	\$1,100.00	\$1,116.67
			3	28.00	\$32,900	\$1,175.00	\$1,264.40
	APPROACH GUIDE RAIL TRANSITION TL-2 / U						
	609058M	2022Q4	1	2.00	\$5,400	\$2,700.00	\$3,666.67
			1	2.00	\$5,400	\$2,700.00	\$3,666.67
	REMOVAL OF BEAM GUIDE RAIL / LF						
	609075M	2022Q4	1	1,675.00	\$1,675	\$1.00	\$1.67
			1	1,675.00	\$1,675	\$1.00	\$1.67
	TRAFFIC STRIPES, 4" / LF						
	610003M	2022Q3	1	82,295.00	\$54,315	\$0.66	\$0.66

(item continued)

WEIGHTED AVERAGE ITEM PRICE REPORT
BY REGION, ITEM, AND QUARTER

REGION	ITEM	CALENDAR QUARTER	NUMBER OF OCCUR'S	TOTAL QUANTITY	TOTAL DOLLARS	AVERAGE AWARDED PRICE	AVERAGE OF LOW 3 BIDDERS
S	TRAFFIC STRIPES, 4" / LF						
	610003M	2022Q4	4	409,788.00	\$218,235	\$0.53	\$0.61
		2023Q1	8	955,206.00	\$556,573	\$0.58	\$0.64
		2023Q2	1	80,500.00	\$54,740	\$0.68	\$0.68
			14	1,527,789.00	\$883,863	\$0.58	\$0.63
	TRAFFIC STRIPES, 6" / LF						
	610006M	2022Q3	1	161,272.00	\$120,954	\$0.75	\$0.76
		2023Q1	4	90,000.00	\$55,125	\$0.61	\$0.77
			5	251,272.00	\$176,079	\$0.70	\$0.76
	TRAFFIC STRIPES, 8" / LF						
	610007M	2022Q4	2	5,070.00	\$4,892	\$0.96	\$1.17
		2023Q1	6	66,299.00	\$77,019	\$1.16	\$1.25
		2023Q2	1	170.00	\$230	\$1.35	\$1.35
			9	71,539.00	\$82,140	\$1.15	\$1.25
	TRAFFIC MARKINGS / SF						
	610009M	2022Q4	2	930.00	\$2,460	\$2.65	\$7.88
			2	930.00	\$2,460	\$2.65	\$7.88
	RPM, MONO-DIRECTIONAL, WHITE LENS / U						
	610012M	2022Q3	2	2,044.00	\$84,302	\$41.24	\$43.05
		2022Q4	2	595.00	\$27,480	\$46.18	\$40.39
		2023Q1	6	2,391.00	\$59,858	\$25.03	\$31.33
			10	5,030.00	\$171,639	\$34.12	\$37.16
	TRAFFIC MARKING LINES, 4" / LF						
	610013M	2023Q1	3	22,000.00	\$3,100	\$0.14	\$0.44
			3	22,000.00	\$3,100	\$0.14	\$0.44

WEIGHTED AVERAGE ITEM PRICE REPORT
BY REGION, ITEM, AND QUARTER

REGION	ITEM	CALENDAR QUARTER	NUMBER OF OCCUR'S	TOTAL QUANTITY	TOTAL DOLLARS	AVERAGE AWARDED PRICE	AVERAGE OF LOW 3 BIDDERS
S	TRAFFIC MARKING LINES, 8" / LF						
	610014M	2022Q3	2	4,553.00	\$9,794	\$2.15	\$2.38
		2022Q4	4	4,669.00	\$7,398	\$1.58	\$1.94
		2023Q1	6	28,870.00	\$88,433	\$3.06	\$3.08
		2023Q2	1	165.00	\$454	\$2.75	\$2.75
			13	38,257.00	\$106,079	\$2.77	\$2.86
	TRAFFIC MARKING LINES, 12" / LF						
	610016M	2023Q1	1	3,000.00	\$18,000	\$6.00	\$7.13
			1	3,000.00	\$18,000	\$6.00	\$7.13
	TRAFFIC MARKING LINES, 24" / LF						
	610017M	2022Q3	2	1,555.00	\$9,588	\$6.17	\$6.98
		2022Q4	4	2,723.00	\$35,013	\$12.86	\$8.52
		2023Q1	6	21,044.00	\$161,762	\$7.69	\$6.54
		2023Q2	1	605.00	\$4,991	\$8.25	\$8.25
			13	25,927.00	\$211,354	\$8.15	\$6.81
	RPM, MONO-DIRECTIONAL, AMBER LENS / U						
	610018M	2022Q3	2	761.00	\$30,163	\$39.64	\$42.24
		2022Q4	2	325.00	\$15,760	\$48.49	\$41.16
		2023Q1	6	2,319.00	\$56,775	\$24.48	\$31.10
			10	3,405.00	\$102,698	\$30.16	\$34.55
	RPM, BI-DIRECTIONAL, AMBER LENS / U						
	610021M	2022Q3	1	520.00	\$22,339	\$42.96	\$42.96
		2022Q4	3	591.00	\$27,790	\$47.02	\$44.16
		2023Q1	6	3,911.00	\$105,743	\$27.04	\$33.52
		2023Q2	1	360.00	\$17,888	\$49.69	\$49.69
			11	5,382.00	\$173,760	\$32.29	\$36.68

WEIGHTED AVERAGE ITEM PRICE REPORT
BY REGION, ITEM, AND QUARTER

REGION	ITEM	CALENDAR QUARTER	NUMBER OF OCCUR'S	TOTAL QUANTITY	TOTAL DOLLARS	AVERAGE AWARDED PRICE	AVERAGE OF LOW 3 BIDDERS
S	REMOVAL OF RPM / U						
	610024M	2022Q3	2	3,325.00	\$137,600	\$41.38	\$53.19
		2022Q4	4	1,516.00	\$73,385	\$48.41	\$22.68
		2023Q1	6	8,656.00	\$13,189	\$1.52	\$3.05
		2023Q2	1	360.00	\$25,200	\$70.00	\$70.00
			13	13,857.00	\$249,374	\$18.00	\$18.97
	TRAFFIC MARKINGS ROUTE SYMBOLS / SF						
	610025M	2022Q4	1	380.00	\$10,260	\$27.00	\$23.67
			1	380.00	\$10,260	\$27.00	\$23.67
	REMOVAL AND REPLACEMENT OF RPM LENS / U						
	610027M	2023Q1	1	250.00	\$4,375	\$17.50	\$22.50
			1	250.00	\$4,375	\$17.50	\$22.50
	FLEXIBLE DELINEATOR, GROUND MOUNTED / U						
	610030M	2023Q1	1	50.00	\$4,500	\$90.00	\$100.00
			1	50.00	\$4,500	\$90.00	\$100.00
	RUMBLE STRIP / LF						
	610033M	2022Q3	2	139,216.00	\$235,832	\$1.69	\$1.08
		2022Q4	3	33,556.00	\$40,798	\$1.22	\$4.21
		2023Q1	5	115,198.00	\$252,575	\$2.19	\$1.07
		2023Q2	1	25,000.00	\$24,500	\$0.98	\$0.98
			11	312,970.00	\$553,705	\$1.77	\$1.40
	REMOVAL OF TRAFFIC STRIPES / LF						
	610036M	2022Q3	2	234,500.00	\$213,465	\$0.91	\$0.83

(item continued)

WEIGHTED AVERAGE ITEM PRICE REPORT
BY REGION, ITEM, AND QUARTER

REGION	ITEM	CALENDAR QUARTER	NUMBER OF OCCUR'S	TOTAL QUANTITY	TOTAL DOLLARS	AVERAGE AWARDED PRICE	AVERAGE OF LOW 3 BIDDERS
S	REMOVAL OF TRAFFIC STRIPES / LF						
	610036M	2022Q4	4	393,874.00	\$299,554	\$0.76	\$0.68
		2023Q1	3	25,000.00	\$17,550	\$0.70	\$1.03
		2023Q2	1	80,670.00	\$63,729	\$0.79	\$0.79
			10	734,044.00	\$594,299	\$0.81	\$0.75
	REMOVAL OF RUMBLE STRIP / LF						
	610038M	2022Q4	1	586.00	\$5,860	\$10.00	\$4.90
			1	586.00	\$5,860	\$10.00	\$4.90
	REMOVAL OF TRAFFIC MARKINGS / SF						
	610039M	2022Q3	1	2,438.00	\$8,411	\$3.45	\$3.97
		2022Q4	4	5,033.00	\$36,675	\$7.29	\$4.81
		2023Q1	3	5,970.00	\$26,355	\$4.41	\$4.56
		2023Q2	1	1,650.00	\$10,725	\$6.50	\$6.50
			9	15,091.00	\$82,166	\$5.44	\$4.76
	TRAFFIC MARKINGS SYMBOLS / SF						
	610060M	2022Q4	2	4,770.00	\$23,535	\$4.93	\$7.48
		2023Q1	7	14,050.00	\$187,900	\$13.37	\$12.59
		2023Q2	1	300.00	\$2,943	\$9.81	\$9.81
			10	19,120.00	\$214,378	\$11.21	\$11.27
	CRASH CUSH, COMP BAR, TYPE 3, NARROW / U						
	611312M	2022Q4	1	1.00	\$35,000	\$35,000.00	\$37,833.33
			1	1.00	\$35,000	\$35,000.00	\$37,833.33
	REGULATORY AND WARNING SIGN / SF						
	612003P	2022Q4	3	361.00	\$16,440	\$45.54	\$50.97
			3	361.00	\$16,440	\$45.54	\$50.97

WEIGHTED AVERAGE ITEM PRICE REPORT
 BY REGION, ITEM, AND QUARTER

REGION	ITEM	CALENDAR QUARTER	NUMBER OF OCCUR'S	TOTAL QUANTITY	TOTAL DOLLARS	AVERAGE AWARDED PRICE	AVERAGE OF LOW 3 BIDDERS
S	REGULATORY WARNING SIGN, CONCRETE MOUNT / U						
	612005M	2022Q4	1	2.00	\$400	\$200.00	\$730.00
			1	2.00	\$400	\$200.00	\$730.00
	GUIDE SIGN, TYPE GA, STEEL "U" POST SUPP / SF						
	612006P	2022Q4	2	412.00	\$20,600	\$50.00	\$50.53
			2	412.00	\$20,600	\$50.00	\$50.53
	WATER SERVICE CONNECTION / U						
	651243M	2022Q4	1	3.00	\$9,900	\$3,300.00	\$9,766.67
			1	3.00	\$9,900	\$3,300.00	\$9,766.67
	RESET WATER VALVE BOX / U						
	651255M	2022Q4	1	5.00	\$7,500	\$1,500.00	\$1,500.00
		2023Q1	4	230.00	\$302	\$1.31	\$3.84
			5	235.00	\$7,802	\$33.20	\$35.67
	18" POLYVINYL CHLORIDE SEWER PIPE / LF						
	652240P	2022Q4	1	180.00	\$56,700	\$315.00	\$352.00
			1	180.00	\$56,700	\$315.00	\$352.00
	24" POLYVINYL CHLORIDE SEWER PIPE / LF						
	652246P	2022Q4	1	6.00	\$4,950	\$825.00	\$1,208.33
			1	6.00	\$4,950	\$825.00	\$1,208.33
	SANITARY SEWER SERVICE CONNECTION / U						
	652417M	2022Q4	1	2.00	\$7,600	\$3,800.00	\$12,600.00
			1	2.00	\$7,600	\$3,800.00	\$12,600.00

WEIGHTED AVERAGE ITEM PRICE REPORT
BY REGION, ITEM, AND QUARTER

REGION	ITEM	CALENDAR QUARTER	NUMBER OF OCCUR'S	TOTAL QUANTITY	TOTAL DOLLARS	AVERAGE AWARDED PRICE	AVERAGE OF LOW 3 BIDDERS
S	RESET GAS VALVE BOX / U						
	653084M	2022Q4	1	5.00	\$7,500	\$1,500.00	\$1,500.00
		2023Q1	5	236.00	\$177	\$0.75	\$3.53
			6	241.00	\$7,677	\$31.86	\$34.58
	UTILITY POLE SHEATH / U						
	654010M	2022Q4	1	26.00	\$130,000	\$5,000.00	\$5,000.00
			1	26.00	\$130,000	\$5,000.00	\$5,000.00
	RESET TELECOMMUNICATIONS MANHOLE / U						
	654050M	2023Q1	2	16.00	\$48,260	\$3,016.25	\$1,942.37
			2	16.00	\$48,260	\$3,016.25	\$1,942.37
	1 1/2" RIGID METALLIC CONDUIT / LF						
	701012P	2022Q4	1	26.00	\$1,560	\$60.00	\$107.00
			1	26.00	\$1,560	\$60.00	\$107.00
	2" RIGID METALLIC CONDUIT / LF						
	701015P	2022Q4	5	1,003.00	\$75,671	\$75.44	\$73.46
			5	1,003.00	\$75,671	\$75.44	\$73.46
	3" RIGID METALLIC CONDUIT / LF						
	701021P	2022Q4	5	1,855.00	\$147,540	\$79.54	\$81.13
			5	1,855.00	\$147,540	\$79.54	\$81.13
	10" X 36" JUNCTION BOX / U						
	701096M	2022Q4	2	9.00	\$17,800	\$1,977.78	\$2,307.41
			2	9.00	\$17,800	\$1,977.78	\$2,307.41

WEIGHTED AVERAGE ITEM PRICE REPORT
 BY REGION, ITEM, AND QUARTER

REGION	ITEM	CALENDAR QUARTER	NUMBER OF OCCUR'S	TOTAL QUANTITY	TOTAL DOLLARS	AVERAGE AWARDED PRICE	AVERAGE OF LOW 3 BIDDERS
S	18" X 36" JUNCTION BOX / U						
	701102M	2022Q4	2	12.00	\$40,500	\$3,375.00	\$3,625.00
			2	12.00	\$40,500	\$3,375.00	\$3,625.00

	12" X 10" X 8" METAL JUNCTION BOX / U						
	701108M	2022Q4	1	6.00	\$10,800	\$1,800.00	\$1,666.67
			1	6.00	\$10,800	\$1,800.00	\$1,666.67

	FOUNDATION, TYPE SFT / U						
	701123M	2022Q4	1	4.00	\$12,800	\$3,200.00	\$3,233.33
			1	4.00	\$12,800	\$3,200.00	\$3,233.33

	FOUNDATION, TYPE P-MC MODIFIED / U						
	701128M	2022Q4	1	1.00	\$6,000	\$6,000.00	\$6,100.00
			1	1.00	\$6,000	\$6,000.00	\$6,100.00

	FOUNDATION, TYPE SPF / U						
	701135M	2022Q4	1	3.00	\$8,400	\$2,800.00	\$2,583.33
			1	3.00	\$8,400	\$2,800.00	\$2,583.33

	BORING FOR FOUNDATION, STF 50 FOOT ARM / U						
	701136M	2022Q4	1	2.00	\$32,000	\$16,000.00	\$20,666.67
			1	2.00	\$32,000	\$16,000.00	\$20,666.67

	FOUNDATION, STF FOR GREATER THAN 50 FOOT / LF						
	701137M	2022Q4	1	30.00	\$48,000	\$1,600.00	\$1,466.67
			1	30.00	\$48,000	\$1,600.00	\$1,466.67

WEIGHTED AVERAGE ITEM PRICE REPORT
BY REGION, ITEM, AND QUARTER

REGION	ITEM	CALENDAR QUARTER	NUMBER OF OCCUR'S	TOTAL QUANTITY	TOTAL DOLLARS	AVERAGE AWARDED PRICE	AVERAGE OF LOW 3 BIDDERS
S	FOUNDATION, TYPE STF / U						
	701138M	2022Q4	1	2.00	\$15,200	\$7,600.00	\$8,733.33
			1	2.00	\$15,200	\$7,600.00	\$8,733.33
	FOUNDATION, TYPE 2M-MC / U						
	701162M	2022Q4	1	1.00	\$4,500	\$4,500.00	\$6,500.00
			1	1.00	\$4,500	\$4,500.00	\$6,500.00
	METER CABINET, TYPE TL / U						
	701171M	2022Q4	1	1.00	\$5,270	\$5,270.00	\$5,080.00
			1	1.00	\$5,270	\$5,270.00	\$5,080.00
	METER CABINET, TYPE 2M-MC / U						
	701180M	2022Q4	1	1.00	\$18,500	\$18,500.00	\$24,666.67
			1	1.00	\$18,500	\$18,500.00	\$24,666.67
	GROUND WIRE, NO. 8 AWG / LF						
	701192P	2022Q4	2	2,633.00	\$5,253	\$2.00	\$2.47
			2	2,633.00	\$5,253	\$2.00	\$2.47
	MULTIPLE LIGHTING WIRE, NO. 2 AWG / LF						
	701195P	2022Q4	1	2,767.00	\$13,143	\$4.75	\$5.32
			1	2,767.00	\$13,143	\$4.75	\$5.32
	MULTIPLE LIGHTING WIRE, NO. 8 AWG / LF						
	701201P	2022Q4	2	3,475.00	\$7,563	\$2.18	\$2.43
			2	3,475.00	\$7,563	\$2.18	\$2.43

WEIGHTED AVERAGE ITEM PRICE REPORT
BY REGION, ITEM, AND QUARTER

REGION	ITEM	CALENDAR QUARTER	NUMBER OF OCCUR'S	TOTAL QUANTITY	TOTAL DOLLARS	AVERAGE AWARDED PRICE	AVERAGE OF LOW 3 BIDDERS
S	SERVICE WIRE, NO. 2 AWG / LF						
	701210P	2022Q4	2	150.00	\$1,271	\$8.48	\$13.85
			2	150.00	\$1,271	\$8.48	\$13.85
	SERVICE WIRE, NO. 6 AWG / LF						
	701213P	2022Q4	1	150.00	\$479	\$3.19	\$4.54
			1	150.00	\$479	\$3.19	\$4.54
	CONTROLLER, 8 PHASE / U						
	702009M	2022Q4	1	1.00	\$20,520	\$20,520.00	\$23,680.00
			1	1.00	\$20,520	\$20,520.00	\$23,680.00
	TRAFFIC SIGNAL STANDARD, ALUMINUM / U						
	702012M	2022Q4	1	4.00	\$11,680	\$2,920.00	\$3,130.00
			1	4.00	\$11,680	\$2,920.00	\$3,130.00
	SIGNAL STANDARD GREATER 50 FOOT, STEEL / U						
	702014M	2022Q4	1	2.00	\$42,720	\$21,360.00	\$15,140.00
			1	2.00	\$42,720	\$21,360.00	\$15,140.00
	TRAFFIC SIGNAL STANDARD, STEEL / U						
	702015M	2022Q4	1	2.00	\$16,280	\$8,140.00	\$8,843.33
			1	2.00	\$16,280	\$8,140.00	\$8,843.33
	PEDESTRIAN SIGNAL STANDARD / U						
	702018M	2022Q4	1	3.00	\$3,060	\$1,020.00	\$1,096.67
			1	3.00	\$3,060	\$1,020.00	\$1,096.67

WEIGHTED AVERAGE ITEM PRICE REPORT
BY REGION, ITEM, AND QUARTER

REGION	ITEM	CALENDAR QUARTER	NUMBER OF OCCUR'S	TOTAL QUANTITY	TOTAL DOLLARS	AVERAGE AWARDED PRICE	AVERAGE OF LOW 3 BIDDERS
S	TRAFFIC SIGNAL MAST ARM, STEEL / U						
	702024M	2022Q4	1	2.00	\$12,320	\$6,160.00	\$6,740.00
			1	2.00	\$12,320	\$6,160.00	\$6,740.00
	TRAFFIC ARM GREATER THAN 50 FOOT, STEEL / U						
	702025M	2022Q4	1	2.00	\$97,440	\$48,720.00	\$52,480.00
			1	2.00	\$97,440	\$48,720.00	\$52,480.00
	TRAFFIC SIGNAL CABLE, 2 CONDUCTOR / LF						
	702027P	2022Q4	1	1,450.00	\$1,813	\$1.25	\$1.42
			1	1,450.00	\$1,813	\$1.25	\$1.42
	TRAFFIC SIGNAL CABLE, 5 CONDUCTOR / LF						
	702030P	2022Q4	1	2,200.00	\$4,158	\$1.89	\$2.13
			1	2,200.00	\$4,158	\$1.89	\$2.13
	TRAFFIC SIGNAL CABLE, 10 CONDUCTOR / LF						
	702033P	2022Q4	1	2,300.00	\$8,165	\$3.55	\$3.42
			1	2,300.00	\$8,165	\$3.55	\$3.42
	TRAFFIC SIGNAL HEAD / U						
	702036M	2022Q4	1	12.00	\$20,400	\$1,700.00	\$1,566.67
			1	12.00	\$20,400	\$1,700.00	\$1,566.67
	PUSH BUTTON INSTALLATION / U						
	702038M	2022Q4	1	1.00	\$2,800	\$2,800.00	\$2,833.33
			1	1.00	\$2,800	\$2,800.00	\$2,833.33

WEIGHTED AVERAGE ITEM PRICE REPORT
BY REGION, ITEM, AND QUARTER

REGION	ITEM	CALENDAR QUARTER	NUMBER OF OCCUR'S	TOTAL QUANTITY	TOTAL DOLLARS	AVERAGE AWARDED PRICE	AVERAGE OF LOW 3 BIDDERS
S	PEDESTRIAN SIGNAL HEAD / U						
	702039M	2022Q4	1	8.00	\$9,840	\$1,230.00	\$1,111.67
			1	8.00	\$9,840	\$1,230.00	\$1,111.67
	PUSH BUTTON / U						
	702042M	2022Q4	1	8.00	\$3,640	\$455.00	\$436.67
			1	8.00	\$3,640	\$455.00	\$436.67
	IMAGE DETECTOR / U						
	702045M	2022Q4	1	4.00	\$22,760	\$5,690.00	\$6,543.33
			1	4.00	\$22,760	\$5,690.00	\$6,543.33
	GENERATOR AUXILIARY CABINET / U						
	702050M	2022Q4	1	1.00	\$8,390	\$8,390.00	\$8,376.67
			1	1.00	\$8,390	\$8,390.00	\$8,376.67
	INTERIM TRAFFIC SIGNAL SYSTEM, LOCATION / LS						
	702057M	2022Q4	1	1.00	\$14,830	\$14,830.00	\$17,553.33
			1	1.00	\$14,830	\$14,830.00	\$17,553.33
	CONTROLLER TURN-ON / U						
	702060M	2022Q4	1	1.00	\$5,400	\$5,400.00	\$5,266.67
			1	1.00	\$5,400	\$5,400.00	\$5,266.67
	LIGHTING STANDARD ALUMINUM / U						
	703003M	2022Q4	1	8.00	\$25,720	\$3,215.00	\$4,105.00
			1	8.00	\$25,720	\$3,215.00	\$4,105.00

WEIGHTED AVERAGE ITEM PRICE REPORT
BY REGION, ITEM, AND QUARTER

REGION	ITEM	CALENDAR QUARTER	NUMBER OF OCCUR'S	TOTAL QUANTITY	TOTAL DOLLARS	AVERAGE AWARDED PRICE	AVERAGE OF LOW 3 BIDDERS
S	LUMINAIRE / U						
	703018M	2022Q4	2	12.00	\$28,040	\$2,336.67	\$2,526.67
			2	12.00	\$28,040	\$2,336.67	\$2,526.67

	TEMPORARY HIGHWAY LIGHTING SYSTEM / LS						
	703033P	2022Q4	4	4.00	\$120,500	\$30,125.00	\$52,791.67
			4	4.00	\$120,500	\$30,125.00	\$52,791.67

	NAVIGATIONAL LIGHTING SYSTEM / U						
	703034P	2022Q4	1	1.00	\$45,500	\$45,500.00	\$43,500.00
			1	1.00	\$45,500	\$45,500.00	\$43,500.00

	ITS CONDUIT, TYPE A / LF						
	704002M	2022Q4	1	2,164.00	\$108,200	\$50.00	\$73.67
			1	2,164.00	\$108,200	\$50.00	\$73.67

	JUNCTION BOX ITS TYPE A / U						
	704003M	2022Q4	1	6.00	\$31,200	\$5,200.00	\$4,916.67
			1	6.00	\$31,200	\$5,200.00	\$4,916.67

	JUNCTION BOX ITS TYPE B / U						
	704006M	2022Q4	1	2.00	\$19,000	\$9,500.00	\$9,083.33
			1	2.00	\$19,000	\$9,500.00	\$9,083.33

	JUNCTION BOX ITS TYPE C / U						
	704009M	2022Q4	1	2.00	\$5,580	\$2,790.00	\$3,226.67
			1	2.00	\$5,580	\$2,790.00	\$3,226.67

WEIGHTED AVERAGE ITEM PRICE REPORT
BY REGION, ITEM, AND QUARTER

REGION	ITEM	CALENDAR QUARTER	NUMBER OF OCCUR'S	TOTAL QUANTITY	TOTAL DOLLARS	AVERAGE AWARDED PRICE	AVERAGE OF LOW 3 BIDDERS
S	METER CABINET ITS / U						
	704011M	2022Q4	1	1.00	\$4,070	\$4,070.00	\$3,713.33
			1	1.00	\$4,070	\$4,070.00	\$3,713.33
	COMMUNICATION CABLE / LF						
	704012P	2022Q4	1	249.00	\$884	\$3.55	\$4.87
			1	249.00	\$884	\$3.55	\$4.87
	FOUNDATION ITS TYPE D-MC / U						
	704023M	2022Q4	1	1.00	\$5,000	\$5,000.00	\$5,566.67
			1	1.00	\$5,000	\$5,000.00	\$5,566.67
	CONTROL CENTER SYSTEM, LOCATION NO. ____ / LS						
	704033P	2022Q4	1	1.00	\$10,580	\$10,580.00	\$8,386.67
			1	1.00	\$10,580	\$10,580.00	\$8,386.67
	FOUNDATION CSS / U						
	704035M	2022Q4	1	1.00	\$36,000	\$36,000.00	\$30,333.33
			1	1.00	\$36,000	\$36,000.00	\$30,333.33
	CAMERA STANDARD TYPE A / U						
	704048M	2022Q4	1	1.00	\$83,800	\$83,800.00	\$93,200.00
			1	1.00	\$83,800	\$83,800.00	\$93,200.00
	CAMERA / U						
	704060M	2022Q4	1	2.00	\$11,780	\$5,890.00	\$7,426.67
			1	2.00	\$11,780	\$5,890.00	\$7,426.67

WEIGHTED AVERAGE ITEM PRICE REPORT
BY REGION, ITEM, AND QUARTER

REGION	ITEM	CALENDAR QUARTER	NUMBER OF OCCUR'S	TOTAL QUANTITY	TOTAL DOLLARS	AVERAGE AWARDED PRICE	AVERAGE OF LOW 3 BIDDERS
S	CONTROLLER, CAMERA / U						
	704063M	2022Q4	1	1.00	\$47,040	\$47,040.00	\$49,193.33
			1	1.00	\$47,040	\$47,040.00	\$49,193.33

	WIM ROADWAY DEVICES 1 LANES / U						
	704189M	2023Q1	1	2.00	\$54,000	\$27,000.00	\$31,766.67
			1	2.00	\$54,000	\$27,000.00	\$31,766.67

	SELECTIVE CLEARING / SY						
	801012M	2023Q2	1	2,500.00	\$5,000	\$2.00	\$1.50
			1	2,500.00	\$5,000	\$2.00	\$1.50

	TOPSOIL SPREADING ___" THICK / SY						
	804000P	2022Q3	1	22.00	\$440	\$20.00	\$260.00
		2022Q4	2	10,176.00	\$33,807	\$3.32	\$5.85
		2023Q1	5	16,745.00	\$1,272	\$0.08	\$0.94
			8	26,943.00	\$35,519	\$1.32	\$3.00

	PLANT PIT SOIL / CY						
	804014P	2022Q4	2	72.00	\$6,320	\$87.78	\$102.56
			2	72.00	\$6,320	\$87.78	\$102.56

	BORROW TOPSOIL / CY						
	804015P	2022Q3	2	32.00	\$3,350	\$104.69	\$302.34
		2022Q4	1	100.00	\$8,500	\$85.00	\$80.00
		2023Q1	5	3,790.00	\$1,886	\$0.50	\$4.57
			8	3,922.00	\$13,736	\$3.50	\$8.92

WEIGHTED AVERAGE ITEM PRICE REPORT
BY REGION, ITEM, AND QUARTER

REGION	ITEM	CALENDAR QUARTER	NUMBER OF OCCUR'S	TOTAL QUANTITY	TOTAL DOLLARS	AVERAGE AWARDED PRICE	AVERAGE OF LOW 3 BIDDERS
S	TURF REPAIR STRIP / LF						
	805003M	2022Q3	2	8,552.00	\$102,288	\$11.96	\$15.16
		2022Q4	2	6,085.00	\$251,568	\$41.34	\$41.34
		2023Q1	5	11,000.00	\$10,565	\$0.96	\$1.60
			9	25,637.00	\$364,421	\$14.21	\$15.55
	STABILIZED TURF / SY						
	805005M	2022Q3	2	1,990.00	\$95,745	\$48.11	\$56.56
		2022Q4	2	342.00	\$42,531	\$124.36	\$124.36
			4	2,332.00	\$138,276	\$59.30	\$66.50
	FERTILIZING AND SEEDING, TYPE A / SY						
	806003P	2023Q1	2	6,000.00	\$60	\$0.01	\$0.01
			2	6,000.00	\$60	\$0.01	\$0.01
	FERTILIZING AND SEEDING, TYPE A-3 / SY						
	806006P	2023Q1	3	6,745.00	\$168	\$0.02	\$1.29
			3	6,745.00	\$168	\$0.02	\$1.29
	FERTILIZING AND SEEDING, TYPE F / SY						
	806018P	2022Q3	1	2.00	\$20	\$10.00	\$255.00
		2022Q4	2	1,231.00	\$2,326	\$1.89	\$3.45
			3	1,233.00	\$2,346	\$1.90	\$3.85
	FERTILIZING AND SEEDING, TYPE PINELANDS / SY						
	806027P	2022Q4	1	1,370.00	\$5,480	\$4.00	\$2.88
			1	1,370.00	\$5,480	\$4.00	\$2.88

WEIGHTED AVERAGE ITEM PRICE REPORT
BY REGION, ITEM, AND QUARTER

REGION	ITEM	CALENDAR QUARTER	NUMBER OF OCCUR'S	TOTAL QUANTITY	TOTAL DOLLARS	AVERAGE AWARDED PRICE	AVERAGE OF LOW 3 BIDDERS
S	WILDFLOWER SEEDING / SY						
	806030P	2022Q4	1	2,592.00	\$5,184	\$2.00	\$2.50
			1	2,592.00	\$5,184	\$2.00	\$2.50
	FERTILIZING AND SEEDING, LOW MAINTENANCE / SY						
	806033P	2022Q3	1	22.00	\$220	\$10.00	\$55.00
		2022Q4	1	7,476.00	\$12,335	\$1.65	\$2.05
			2	7,498.00	\$12,555	\$1.67	\$2.21
	TOPSOIL STABILIZATION, TYPE 2 MAT / SY						
	807006M	2022Q3	1	24.00	\$600	\$25.00	\$62.50
		2022Q4	1	2,372.00	\$9,488	\$4.00	\$4.75
			2	2,396.00	\$10,088	\$4.21	\$5.33
	STRAW MULCHING / SY						
	809003M	2022Q4	1	10,550.00	\$8,968	\$0.85	\$0.82
		2023Q1	5	12,745.00	\$127	\$0.01	\$0.19
			6	23,295.00	\$9,095	\$0.39	\$0.48
	FIBER MULCHING / SY						
	809006M	2022Q4	1	1,507.00	\$15	\$0.01	\$0.92
			1	1,507.00	\$15	\$0.01	\$0.92
	WOOD MULCHING / SY						
	809018M	2022Q4	2	200.00	\$1,370	\$6.85	\$12.40
			2	200.00	\$1,370	\$6.85	\$12.40

WEIGHTED AVERAGE ITEM PRICE REPORT
BY REGION, ITEM, AND QUARTER

REGION	ITEM	CALENDAR QUARTER	NUMBER OF OCCUR'S	TOTAL QUANTITY	TOTAL DOLLARS	AVERAGE AWARDED PRICE	AVERAGE OF LOW 3 BIDDERS
S	MOWING / ACRE						
	810003M	2022Q4	1	4.00	\$3,400	\$850.00	\$1,416.67
			1	4.00	\$3,400	\$850.00	\$1,416.67

	LARGE DECIDUOUS TREE, 1-1 1/4" CALIPER, / U						
	811009M	2022Q4	1	48.00	\$26,400	\$550.00	\$683.33
			1	48.00	\$26,400	\$550.00	\$683.33

	SMALL DECIDUOUS TREE, 6-7' HIGH B&B / U						
	811029M	2022Q4	1	45.00	\$21,375	\$475.00	\$666.67
			1	45.00	\$21,375	\$475.00	\$666.67

	SMALL DECIDUOUS TREE, 7-8' HIGH, B&B / U						
	811031M	2022Q4	2	53.00	\$29,250	\$551.89	\$672.96
			2	53.00	\$29,250	\$551.89	\$672.96

	EVERGREEN TREE, 6-7' HIGH, B&B / U						
	811039M	2022Q4	1	29.00	\$14,500	\$500.00	\$683.33
			1	29.00	\$14,500	\$500.00	\$683.33

	EVERGREEN TREE, SEEDLING 18-24" HIGH, PO / U						
	811051M	2022Q4	1	40.00	\$4,000	\$100.00	\$120.00
			1	40.00	\$4,000	\$100.00	\$120.00

	DECIDUOUS SHRUB, 18-24" HIGH, #3 CONTAIN / U						
	811063M	2022Q4	1	116.00	\$6,960	\$60.00	\$70.33
			1	116.00	\$6,960	\$60.00	\$70.33

WEIGHTED AVERAGE ITEM PRICE REPORT
BY REGION, ITEM, AND QUARTER

REGION	ITEM	CALENDAR QUARTER	NUMBER OF OCCUR'S	TOTAL QUANTITY	TOTAL DOLLARS	AVERAGE AWARDED PRICE	AVERAGE OF LOW 3 BIDDERS
S	EVERGREEN SHRUB, 18-24" HIGH, #3 CONTAIN / U						
	811078M	2022Q4	1	29.00	\$1,740	\$60.00	\$92.00
			1	29.00	\$1,740	\$60.00	\$92.00

	PLANT ESTABLISHMENT PERIOD / LS						
	811138M	2022Q4	2	2.00	\$30,000	\$15,000.00	\$22,083.33
			2	2.00	\$30,000	\$15,000.00	\$22,083.33

	WATERING / MG						
	811165M	2022Q4	2	19.00	\$5,000	\$263.16	\$587.72
			2	19.00	\$5,000	\$263.16	\$587.72

	MISCELLANEOUS CONCRETE / CY						
	903006M	2023Q1	1	20.00	\$5,000	\$250.00	\$458.33
			1	20.00	\$5,000	\$250.00	\$458.33

	INSPECTION OF UNITS / U						
	MMA001M	2023Q1	1	15.00	\$15,000	\$1,000.00	\$1,000.00
			1	15.00	\$15,000	\$1,000.00	\$1,000.00

	BRIDGE HEADER REPAIR / LF						
	MMB070M	2023Q1	1	6,964.00	\$1,532,080	\$220.00	\$136.67
			1	6,964.00	\$1,532,080	\$220.00	\$136.67

	REPAIR CONCRETE CURB / LF						
	MMB077M	2023Q1	1	255.00	\$33,405	\$131.00	\$190.33
			1	255.00	\$33,405	\$131.00	\$190.33

WEIGHTED AVERAGE ITEM PRICE REPORT
BY REGION, ITEM, AND QUARTER

REGION	ITEM	CALENDAR QUARTER	NUMBER OF OCCUR'S	TOTAL QUANTITY	TOTAL DOLLARS	AVERAGE AWARDED PRICE	AVERAGE OF LOW 3 BIDDERS
S	FLOODLIGHTS FOR NIGHTTIME OPERATION / U						
	MMB085M	2023Q1	1	8.00	\$12,000	\$1,500.00	\$1,033.33
			1	8.00	\$12,000	\$1,500.00	\$1,033.33
	DECK CORROSION INHIBITOR / SY						
	MMB086M	2023Q1	1	50,189.00	\$803,024	\$16.00	\$12.50
			1	50,189.00	\$803,024	\$16.00	\$12.50
	DECK JOINT RESEAL (SILICON) / LF						
	MMB087M	2023Q1	1	17,136.00	\$1,285,200	\$75.00	\$72.33
			1	17,136.00	\$1,285,200	\$75.00	\$72.33
	BRIDGE DECK CRACK SEALING / LF						
	MMB088M	2023Q1	1	3,000.00	\$30,000	\$10.00	\$20.00
			1	3,000.00	\$30,000	\$10.00	\$20.00
	DECK JOINT REPAIR / LF						
	MMB089M	2023Q1	1	16,784.00	\$2,601,520	\$155.00	\$97.34
			1	16,784.00	\$2,601,520	\$155.00	\$97.34
	DECK JOINT RESEAL (RUBBER ASPHALT) / LF						
	MMB090M	2023Q1	1	6,964.00	\$27,856	\$4.00	\$17.67
			1	6,964.00	\$27,856	\$4.00	\$17.67
	CREW COORDINATOR / HOUR						
	MMB092M	2022Q4	5	1,840.00	\$257,600	\$140.00	\$140.00

(item continued)

WEIGHTED AVERAGE ITEM PRICE REPORT
BY REGION, ITEM, AND QUARTER

REGION	ITEM	CALENDAR QUARTER	NUMBER OF OCCUR'S	TOTAL QUANTITY	TOTAL DOLLARS	AVERAGE AWARDED PRICE	AVERAGE OF LOW 3 BIDDERS
S	CREW COORDINATOR / HOUR						
	MMB092M	2023Q2	1	140.00	\$12,600	\$90.00	\$90.00
			6	1,980.00	\$270,200	\$136.46	\$136.46

	LANE CLOSURES / HOUR						
	MMB172M	2022Q4	5	16,200.00	\$1,019,662	\$62.94	\$44.47
		2023Q2	1	800.00	\$8	\$0.01	\$0.67
			6	17,000.00	\$1,019,670	\$59.98	\$42.41

	SOLID WASTE DISPOSAL / DOLL						
	MMB173M	2022Q4	5	64,000.00	\$64,000	\$1.00	\$1.00
		2023Q2	1	6,700.00	\$6,700	\$1.00	\$1.00
			6	70,700.00	\$70,700	\$1.00	\$1.00

	REPAIR CATEGORY "A" / HOUR						
	MMB181M	2023Q1	1	145.00	\$188,500	\$1,300.00	\$1,266.67
			1	145.00	\$188,500	\$1,300.00	\$1,266.67

	LABOR CREW / HOUR						
	MMB186M	2022Q4	15	31,775.00	\$18,034,790	\$567.58	\$632.25
		2023Q2	1	800.00	\$652,800	\$816.00	\$1,023.00
			16	32,575.00	\$18,687,590	\$573.68	\$641.84

	RAILROAD SERVICES / DOLL						
	MMB188M	2023Q1	1	35,000.00	\$35,000	\$1.00	\$1.00
			1	35,000.00	\$35,000	\$1.00	\$1.00

WEIGHTED AVERAGE ITEM PRICE REPORT
BY REGION, ITEM, AND QUARTER

REGION	ITEM	CALENDAR QUARTER	NUMBER OF OCCUR'S	TOTAL QUANTITY	TOTAL DOLLARS	AVERAGE AWARDED PRICE	AVERAGE OF LOW 3 BIDDERS
S	CLEARING SITE / MILE						
	MMD035M	2023Q2	1	50.00	\$25,000	\$500.00	\$525.00
			1	50.00	\$25,000	\$500.00	\$525.00
	CULVERT CLEANING / LF						
	MMD059M	2023Q2	1	2,000.00	\$20,000	\$10.00	\$22.50
			1	2,000.00	\$20,000	\$10.00	\$22.50
	CLEANING EXISTING PIPE / LF						
	MMD064M	2023Q2	2	495,000.00	\$470,498	\$0.95	\$1.44
			2	495,000.00	\$470,498	\$0.95	\$1.44
	RADAR DETECTION SYSTEM, 2 RADAR / U						
	MME144M	2023Q1	1	4.00	\$80,000	\$20,000.00	\$22,333.33
			1	4.00	\$80,000	\$20,000.00	\$22,333.33
	RADAR DETECTION SYSTEM, 3 RADAR / U						
	MME145M	2023Q1	1	1.00	\$32,000	\$32,000.00	\$30,150.00
			1	1.00	\$32,000	\$32,000.00	\$30,150.00
	RADAR DETECTION SYSTEM, 4 RADAR / U						
	MME146M	2023Q1	2	5.00	\$208,000	\$41,600.00	\$38,406.67
			2	5.00	\$208,000	\$41,600.00	\$38,406.67
	TRAFFIC CONTROL TRUCK WITH MOUNTED CRASH / DAY						
	MMG008M	2023Q1	2	1,000.00	\$425	\$0.43	\$0.15
			2	1,000.00	\$425	\$0.43	\$0.15

WEIGHTED AVERAGE ITEM PRICE REPORT
BY REGION, ITEM, AND QUARTER

REGION	ITEM	CALENDAR QUARTER	NUMBER OF OCCUR'S	TOTAL QUANTITY	TOTAL DOLLARS	AVERAGE AWARDED PRICE	AVERAGE OF LOW 3 BIDDERS
S	E-Z PASS / DOLL						
	MMG009M	2023Q1	2	6,494.00	\$6,494	\$1.00	\$1.00
			2	6,494.00	\$6,494	\$1.00	\$1.00

	TELEPHONE SERVICE / DOLL						
	MMG010M	2022Q4	5	9,000.00	\$9,000	\$1.00	\$1.00
		2023Q1	1	1,000.00	\$1,000	\$1.00	\$1.00
			6	10,000.00	\$10,000	\$1.00	\$1.00

	FIELD OFFICE EQUIPMENT / DOLL						
	MMG018M	2023Q1	2	3,500.00	\$3,500	\$1.00	\$1.00
			2	3,500.00	\$3,500	\$1.00	\$1.00

	OVERTIME DIFFERENTIAL (OD) / DOLL						
	MMG025M	2022Q4	5	275,000.00	\$275,000	\$1.00	\$1.00
		2023Q2	1	10,000.00	\$10,000	\$1.00	\$1.00
			6	285,000.00	\$285,000	\$1.00	\$1.00

	DISPOSAL OF REGULATED MATERIAL / DOLL						
	MMG027M	2022Q4	5	86,000.00	\$86,000	\$1.00	\$1.00
			5	86,000.00	\$86,000	\$1.00	\$1.00

	STEEL POST FOR END TREATMENT / U						
	MMG030M	2023Q1	1	65.00	\$29,250	\$450.00	\$500.00
			1	65.00	\$29,250	\$450.00	\$500.00

WEIGHTED AVERAGE ITEM PRICE REPORT
BY REGION, ITEM, AND QUARTER

REGION	ITEM	CALENDAR QUARTER	NUMBER OF OCCUR'S	TOTAL QUANTITY	TOTAL DOLLARS	AVERAGE AWARDED PRICE	AVERAGE OF LOW 3 BIDDERS
S	ATTACHMENT TO STRUCTURE / LF						
	MMG032M	2023Q1	2	25.00	\$1,015	\$40.60	\$41.93
			2	25.00	\$1,015	\$40.60	\$41.93
	ATTACHMENT TO STRUCTURE / U						
	MMG033M	2023Q1	1	10.00	\$10	\$1.00	\$1.00
			1	10.00	\$10	\$1.00	\$1.00
	RIPRAP STONE SLOPE PROTECTION / T						
	MMG036M	2023Q1	2	100.00	\$1	\$0.01	\$0.01
			2	100.00	\$1	\$0.01	\$0.01
	WORKER, TYPE "A" / HOUR						
	MMG054M	2023Q2	1	800.00	\$104,800	\$131.00	\$125.33
			1	800.00	\$104,800	\$131.00	\$125.33
	DISPOSAL OF REGULATED MATERIAL HAZARDOUS / DOLL						
	MMG064M	2022Q4	5	67,000.00	\$67,000	\$1.00	\$1.00
		2023Q2	1	11,700.00	\$11,700	\$1.00	\$1.00
			6	78,700.00	\$78,700	\$1.00	\$1.00
	CONTAINMENT SYSTEM / LS						
	MMG082M	2023Q1	1	1.00	\$1,200,000	\$1,200,000	\$1,362,333
			1	1.00	\$1,200,000	\$1,200,000	\$1,362,333
	SSPC, BLAST/PRIME / LS						
	MMG083M	2023Q1	1	1.00	\$2,300,000	\$2,300,000	\$2,702,333
			1	1.00	\$2,300,000	\$2,300,000	\$2,702,333

WEIGHTED AVERAGE ITEM PRICE REPORT
BY REGION, ITEM, AND QUARTER

REGION	ITEM	CALENDAR QUARTER	NUMBER OF OCCUR'S	TOTAL QUANTITY	TOTAL DOLLARS	AVERAGE AWARDED PRICE	AVERAGE OF LOW 3 BIDDERS
S	SSPC, STRIPE/INTERMEDIATE / LS						
	MMG084M	2023Q1	1	1.00	\$1,250,000	\$1,250,000	\$1,048,667
			1	1.00	\$1,250,000	\$1,250,000	\$1,048,667
	SSPC, FINISH / LS						
	MMG085M	2023Q1	1	1.00	\$700,000	\$700,000	\$547,000
			1	1.00	\$700,000	\$700,000	\$547,000
	TESTING, IF AND WHERE DIRECTED / DOLL						
	MMG086M	2023Q1	1	100,000.00	\$100,000	\$1.00	\$1.00
			1	100,000.00	\$100,000	\$1.00	\$1.00
	ADJUSTMENT FACTOR / PCT						
	MMG095M	2023Q2	1	5,550,000.00	\$5,178,705	\$0.93	\$0.98
			1	5,550,000.00	\$5,178,705	\$0.93	\$0.98
	CONSTRUCTION LAYOUT / DAY						
	MMR001M	2023Q1	2	40.00	\$1,000	\$25.01	\$41.67
			2	40.00	\$1,000	\$25.01	\$41.67
	MOBILIZATION / U						
	MMR004M	2023Q1	1	13.00	\$39,000	\$3,000.00	\$3,000.00
			1	13.00	\$39,000	\$3,000.00	\$3,000.00
	SPECIAL MOBILIZATION / U						
	MMR005M	2023Q1	2	14.00	\$26,000	\$1,857.14	\$1,904.76
			2	14.00	\$26,000	\$1,857.14	\$1,904.76

WEIGHTED AVERAGE ITEM PRICE REPORT
 BY REGION, ITEM, AND QUARTER

REGION	ITEM	CALENDAR QUARTER	NUMBER OF OCCUR'S	TOTAL QUANTITY	TOTAL DOLLARS	AVERAGE AWARDED PRICE	AVERAGE OF LOW 3 BIDDERS
S	EMERGENCY MOBILIZATION / U						
	MMR006M	2023Q1	4	42.00	\$239,000	\$5,690.48	\$5,481.40
			4	42.00	\$239,000	\$5,690.48	\$5,481.40
	ATTACHMENT TO STRUCTURE, TYPE A / U						
	MMR047M	2023Q1	1	5.00	\$13,500	\$2,700.00	\$2,400.00
			1	5.00	\$13,500	\$2,700.00	\$2,400.00
	ATTACHMENT TO STRUCTURE, TYPE B / U						
	MMR048M	2023Q1	1	5.00	\$400	\$80.00	\$53.67
			1	5.00	\$400	\$80.00	\$53.67
	BUFFER END PIECES FOR END TREATMENTS / U						
	MMR055M	2023Q1	1	20.00	\$20	\$1.00	\$1.00
			1	20.00	\$20	\$1.00	\$1.00
	WOODEN POSTS FOR END TREATMENTS / U						
	MMR056M	2023Q1	1	25.00	\$2,500	\$100.00	\$96.67
			1	25.00	\$2,500	\$100.00	\$96.67
	RAIL ELEMENTS FOR END TREATMENTS / U						
	MMR057M	2023Q1	1	55.00	\$88,000	\$1,600.00	\$1,200.00
			1	55.00	\$88,000	\$1,600.00	\$1,200.00
	REFLECTIVE SHEETING FOR END TREATMENTS / SF						
	MMR058M	2023Q1	1	50.00	\$50	\$1.00	\$1.00
			1	50.00	\$50	\$1.00	\$1.00

WEIGHTED AVERAGE ITEM PRICE REPORT
BY REGION, ITEM, AND QUARTER

REGION	ITEM	CALENDAR QUARTER	NUMBER OF OCCUR'S	TOTAL QUANTITY	TOTAL DOLLARS	AVERAGE AWARDED PRICE	AVERAGE OF LOW 3 BIDDERS
S	FLASHING ARROW BOARD, 4' X 8' / DAY						
	MMR060M	2023Q1	2	200.00	\$110	\$0.55	\$0.19
		2023Q2	1	300.00	\$300	\$1.00	\$3.00
			3	500.00	\$410	\$0.82	\$1.88
	PORTABLE VARIABLE MESSAGE SIGN / DAY						
	MMR061M	2023Q1	2	280.00	\$135,100	\$482.50	\$160.84
			2	280.00	\$135,100	\$482.50	\$160.84
	NON-VEGETATIVE SURFACE, POLYESTER MATTIN / SY						
	MMR073M	2023Q1	1	10.00	\$100	\$10.00	\$37.00
			1	10.00	\$100	\$10.00	\$37.00
	GUIDE RAIL EXTRUDERS / U						
	MMR076M	2023Q1	1	15.00	\$11,250	\$750.00	\$783.33
			1	15.00	\$11,250	\$750.00	\$783.33
	MOBILIZATION OF MILL & HMA PAVING EQUIP. / U						
	MMR077M	2023Q1	2	50.00	\$750,000	\$15,000.00	\$15,000.00
			2	50.00	\$750,000	\$15,000.00	\$15,000.00
	CLEARING SITE / LF						
	MMR080M	2023Q1	1	23,700.00	\$4,740	\$0.20	\$0.38
			1	23,700.00	\$4,740	\$0.20	\$0.38
	MICROMILLING / SY						
	MMR087M	2023Q1	2	2,000.00	\$2,600	\$1.30	\$0.44
			2	2,000.00	\$2,600	\$1.30	\$0.44

WEIGHTED AVERAGE ITEM PRICE REPORT
 BY REGION, ITEM, AND QUARTER

REGION	ITEM	CALENDAR QUARTER	NUMBER OF OCCUR'S	TOTAL QUANTITY	TOTAL DOLLARS	AVERAGE AWARDED PRICE	AVERAGE OF LOW 3 BIDDERS
S	CONCRETE WASHOUT SYSTEM / U						
	MMR091M	2023Q1	4	24.00	\$40,000	\$1,666.67	\$1,666.67
			4	24.00	\$40,000	\$1,666.67	\$1,666.67
	REGRADE BERM / SY						
	MMR096M	2023Q1	3	5,102.00	\$296	\$0.06	\$12.35
			3	5,102.00	\$296	\$0.06	\$12.35
	ASPHALT COLD PATCH / LB						
	MMR115M	2023Q1	1	300.00	\$600	\$2.00	\$2.67
			1	300.00	\$600	\$2.00	\$2.67

WEIGHTED AVERAGE ITEM PRICE REPORT
 BY REGION, ITEM, AND QUARTER

REGION	ITEM	CALENDAR QUARTER	NUMBER OF OCCUR'S	TOTAL QUANTITY	TOTAL DOLLARS	AVERAGE AWARDED PRICE	AVERAGE OF LOW 3 BIDDERS
STATEWID	FORCE ACCOUNT / DOLL						
	109006M	2023Q1	1	5,297,960.00	\$5,297,960	\$1.00	\$1.00
		2023Q2	1	75,000.00	\$75,000	\$1.00	\$1.00
			2	5,372,960.00	\$5,372,960	\$1.00	\$1.00

	PERFORMANCE BOND AND PAYMENT BOND / DOLL						
	151006M	2023Q1	1	1.00	\$65,000	\$65,000.00	\$32,500.50
		2023Q2	1	1.00	\$27,150	\$27,150.00	\$26,075.00
			2	2.00	\$92,150	\$46,075.00	\$29,287.75

	POLLUTION LIABILITY INSURANCE / DOLL						
	152015P	2023Q1	1	1.00	\$15,000	\$15,000.00	\$8,143.00
		2023Q2	1	1.00	\$15,105	\$15,105.00	\$7,553.00
			2	2.00	\$30,105	\$15,052.50	\$7,848.00

	FIELD OFFICE TYPE B SET UP / U						
	155006M	2023Q2	1	1.00	\$15,000	\$15,000.00	\$15,000.00
			1	1.00	\$15,000	\$15,000.00	\$15,000.00

	FIELD OFFICE TYPE B MAINTENANCE / MO						
	155024M	2023Q2	1	12.00	\$60,000	\$5,000.00	\$4,750.00
			1	12.00	\$60,000	\$5,000.00	\$4,750.00

	SILT FENCE / LF						
	158006M	2023Q2	1	1,000.00	\$10	\$0.01	\$0.01
			1	1,000.00	\$10	\$0.01	\$0.01

WEIGHTED AVERAGE ITEM PRICE REPORT
BY REGION, ITEM, AND QUARTER

REGION	ITEM	CALENDAR QUARTER	NUMBER OF OCCUR'S	TOTAL QUANTITY	TOTAL DOLLARS	AVERAGE AWARDED PRICE	AVERAGE OF LOW 3 BIDDERS
STATEWID	OIL ONLY EMERGENCY SPILL KIT, TYPE 1 / U						
	158072M	2023Q2	1	3.00	\$300	\$100.00	\$50.01
			1	3.00	\$300	\$100.00	\$50.01

	BREAKAWAY BARRICADE / U						
	159003M	2023Q2	1	120.00	\$120	\$1.00	\$0.51
			1	120.00	\$120	\$1.00	\$0.51

	DRUM / U						
	159006M	2023Q2	1	120.00	\$120	\$1.00	\$0.51
			1	120.00	\$120	\$1.00	\$0.51

	TRAFFIC CONE / U						
	159009M	2023Q2	1	700.00	\$700	\$1.00	\$0.51
			1	700.00	\$700	\$1.00	\$0.51

	CONSTRUCTION SIGNS / SF						
	159012M	2023Q2	1	480.00	\$8,400	\$17.50	\$18.75
			1	480.00	\$8,400	\$17.50	\$18.75

	HMA PATCH / T						
	159138M	2023Q2	1	50.00	\$10,000	\$200.00	\$150.00
			1	50.00	\$10,000	\$200.00	\$150.00

	TRAFFIC DIRECTOR, FLAGGER / HOUR						
	159141M	2023Q2	1	500.00	\$500	\$1.00	\$0.51
			1	500.00	\$500	\$1.00	\$0.51

WEIGHTED AVERAGE ITEM PRICE REPORT
BY REGION, ITEM, AND QUARTER

REGION	ITEM	CALENDAR QUARTER	NUMBER OF OCCUR'S	TOTAL QUANTITY	TOTAL DOLLARS	AVERAGE AWARDED PRICE	AVERAGE OF LOW 3 BIDDERS
STATEWID	TRAFFIC STRIPES, LATEX, 4" / LF						
	159300M	2023Q2	1	10,000.00	\$3,600	\$0.36	\$0.19
			1	10,000.00	\$3,600	\$0.36	\$0.19
	TRAFFIC STRIPES, LATEX, 6" / LF						
	159301M	2023Q2	1	10,000.00	\$4,200	\$0.42	\$0.22
			1	10,000.00	\$4,200	\$0.42	\$0.22
	TRAFFIC STRIPES, LATEX, 8" / LF						
	159302M	2023Q2	1	5,000.00	\$2,350	\$0.47	\$0.24
			1	5,000.00	\$2,350	\$0.47	\$0.24
	TRAFFIC MARKINGS LINES, LATEX, 4" / LF						
	159310M	2023Q2	1	1,000.00	\$1,050	\$1.05	\$0.53
			1	1,000.00	\$1,050	\$1.05	\$0.53
	TRAFFIC MARKINGS LINES, LATEX, 8" / LF						
	159312M	2023Q2	1	1,000.00	\$1,570	\$1.57	\$0.79
			1	1,000.00	\$1,570	\$1.57	\$0.79
	TRAFFIC MARKINGS LINES, LATEX, 24" / LF						
	159314M	2023Q2	1	1,000.00	\$3,150	\$3.15	\$1.58
			1	1,000.00	\$3,150	\$3.15	\$1.58
	TRAFFIC MARKINGS SYMBOLS, LATEX / SF						
	159320M	2023Q2	1	500.00	\$2,100	\$4.20	\$3.68
			1	500.00	\$2,100	\$4.20	\$3.68

WEIGHTED AVERAGE ITEM PRICE REPORT
BY REGION, ITEM, AND QUARTER

REGION	ITEM	CALENDAR QUARTER	NUMBER OF OCCUR'S	TOTAL QUANTITY	TOTAL DOLLARS	AVERAGE AWARDED PRICE	AVERAGE OF LOW 3 BIDDERS
STATEWID	FUEL PRICE ADJUSTMENT / DOLL						
	160004M	2023Q2	1	30,000.00	\$30,000	\$1.00	\$1.00
			1	30,000.00	\$30,000	\$1.00	\$1.00
	ASPHALT PRICE ADJUSTMENT / DOLL						
	160007M	2023Q2	1	131,800.00	\$131,800	\$1.00	\$1.00
			1	131,800.00	\$131,800	\$1.00	\$1.00
	EXCAVATION, UNCLASSIFIED / CY						
	202009P	2023Q2	1	2,500.00	\$25,000	\$10.00	\$22.50
			1	2,500.00	\$25,000	\$10.00	\$22.50
	I-5 SOIL AGGREGATE / CY						
	203005P	2023Q2	1	500.00	\$500	\$1.00	\$0.51
			1	500.00	\$500	\$1.00	\$0.51
	I-7 SOIL AGGREGATE / CY						
	203006P	2023Q2	1	500.00	\$10,000	\$20.00	\$10.01
			1	500.00	\$10,000	\$20.00	\$10.01
	GEOTEXTILE / SY						
	203040M	2023Q2	1	1,000.00	\$2,000	\$2.00	\$2.00
			1	1,000.00	\$2,000	\$2.00	\$2.00
	DENSE-GRADED AGGREGATE BASE COURSE, VARI / CY						
	302051P	2023Q2	1	700.00	\$66,500	\$95.00	\$79.50
			1	700.00	\$66,500	\$95.00	\$79.50

WEIGHTED AVERAGE ITEM PRICE REPORT
BY REGION, ITEM, AND QUARTER

REGION	ITEM	CALENDAR QUARTER	NUMBER OF OCCUR'S	TOTAL QUANTITY	TOTAL DOLLARS	AVERAGE AWARDED PRICE	AVERAGE OF LOW 3 BIDDERS
STATEWID	COARSE AGGREGATE, SIZE NO. 57 / CY						
	302060P	2023Q2	1	1,000.00	\$1,000	\$1.00	\$0.51
			1	1,000.00	\$1,000	\$1.00	\$0.51
	HMA MILLING, 3" OR LESS / SY						
	401009P	2023Q2	1	300,000.00	\$30,000	\$0.10	\$0.06
			1	300,000.00	\$30,000	\$0.10	\$0.06
	HMA MILLING, MORE THAN 3" TO 6" / SY						
	401012P	2023Q2	1	30,000.00	\$3,000	\$0.10	\$0.06
			1	30,000.00	\$3,000	\$0.10	\$0.06
	CONCRETE MILLING / SY						
	401015P	2023Q2	1	2,500.00	\$2,500	\$1.00	\$0.51
			1	2,500.00	\$2,500	\$1.00	\$0.51
	SEALING OF CRACKS IN HOT MIX ASPHALT SUR / LF						
	401024M	2023Q2	2	55,000.00	\$5,500	\$0.10	\$1.05
			2	55,000.00	\$5,500	\$0.10	\$1.05
	POLYMERIZED JOINT ADHESIVE / LF						
	401027M	2023Q2	1	10,000.00	\$5,000	\$0.50	\$0.53
			1	10,000.00	\$5,000	\$0.50	\$0.53
	TACK COAT / GAL						
	401030M	2023Q2	1	30,000.00	\$300	\$0.01	\$0.01
			1	30,000.00	\$300	\$0.01	\$0.01

WEIGHTED AVERAGE ITEM PRICE REPORT
BY REGION, ITEM, AND QUARTER

REGION	ITEM	CALENDAR QUARTER	NUMBER OF OCCUR'S	TOTAL QUANTITY	TOTAL DOLLARS	AVERAGE AWARDED PRICE	AVERAGE OF LOW 3 BIDDERS
STATEWID	HOT MIX ASPHALT 9.5 M 64 SURFACE COURSE / T						
	401042M	2023Q2	1	16,950.00	\$2,576,400	\$152.00	\$148.50
			1	16,950.00	\$2,576,400	\$152.00	\$148.50
	HOT MIX ASPHALT 12.5 M 64 SURFACE COURSE / T						
	401054M	2023Q2	1	5,000.00	\$742,500	\$148.50	\$148.75
			1	5,000.00	\$742,500	\$148.50	\$148.75
	HOT MIX ASPHALT 19 M 64 INTERMEDIATE COU / T						
	401084M	2023Q2	1	1,000.00	\$55,000	\$55.00	\$97.50
			1	1,000.00	\$55,000	\$55.00	\$97.50
	HOT MIX ASPHALT 25 M 64 BASE COURSE / T						
	401099M	2023Q2	1	1,400.00	\$176,400	\$126.00	\$133.00
			1	1,400.00	\$176,400	\$126.00	\$133.00
	CORE SAMPLES, HOT MIX ASPHALT / U						
	401108M	2023Q2	1	250.00	\$250	\$1.00	\$0.51
			1	250.00	\$250	\$1.00	\$0.51
	FULL DEPTH CONCRETE PAVEMENT REPAIR, HMA / SY						
	453006M	2023Q2	1	500.00	\$50,000	\$100.00	\$125.00
			1	500.00	\$50,000	\$100.00	\$125.00
	UNDERDRAIN, TYPE F / LF						
	601416P	2023Q2	1	500.00	\$7,500	\$15.00	\$35.00
			1	500.00	\$7,500	\$15.00	\$35.00

WEIGHTED AVERAGE ITEM PRICE REPORT
 BY REGION, ITEM, AND QUARTER

REGION	ITEM	CALENDAR QUARTER	NUMBER OF OCCUR'S	TOTAL QUANTITY	TOTAL DOLLARS	AVERAGE AWARDED PRICE	AVERAGE OF LOW 3 BIDDERS
STATEWID	INLET, TYPE A / U						
	602009M	2023Q2	1	5.00	\$2,750	\$550.00	\$2,275.00
			1	5.00	\$2,750	\$550.00	\$2,275.00
	INLET, TYPE B / U						
	602012M	2023Q2	1	5.00	\$2,750	\$550.00	\$3,275.00
			1	5.00	\$2,750	\$550.00	\$3,275.00
	INLET, TYPE E / U						
	602018M	2023Q2	1	5.00	\$2,750	\$550.00	\$3,525.00
			1	5.00	\$2,750	\$550.00	\$3,525.00
	STORM DRAIN MARKER / U						
	602031M	2023Q2	1	25.00	\$25	\$1.00	\$50.50
			1	25.00	\$25	\$1.00	\$50.50
	RESET EXISTING CASTING / U						
	602099M	2023Q2	1	25.00	\$13,750	\$550.00	\$462.50
			1	25.00	\$13,750	\$550.00	\$462.50
	RECONSTRUCTED INLET, TYPE A, USING EXIST / U						
	602120M	2023Q2	1	10.00	\$3,500	\$350.00	\$775.00
			1	10.00	\$3,500	\$350.00	\$775.00
	RECONSTRUCTED INLET, TYPE B, USING EXIST / U						
	602123M	2023Q2	1	10.00	\$3,500	\$350.00	\$875.00
			1	10.00	\$3,500	\$350.00	\$875.00

WEIGHTED AVERAGE ITEM PRICE REPORT
 BY REGION, ITEM, AND QUARTER

REGION	ITEM	CALENDAR QUARTER	NUMBER OF OCCUR'S	TOTAL QUANTITY	TOTAL DOLLARS	AVERAGE AWARDED PRICE	AVERAGE OF LOW 3 BIDDERS
STATEWID	RECONSTRUCTED INLET, TYPE E, USING EXIST / U						
	602129M	2023Q2	1	10.00	\$3,500	\$350.00	\$925.00
			1	10.00	\$3,500	\$350.00	\$925.00
	RECONSTRUCTED INLET, TYPE A, USING NEW C / U						
	602150M	2023Q2	1	10.00	\$5,500	\$550.00	\$1,275.00
			1	10.00	\$5,500	\$550.00	\$1,275.00
	RECONSTRUCTED INLET, TYPE B, USING NEW C / U						
	602153M	2023Q2	1	10.00	\$5,500	\$550.00	\$1,275.00
			1	10.00	\$5,500	\$550.00	\$1,275.00
	RECONSTRUCTED INLET, TYPE E, USING NEW C / U						
	602159M	2023Q2	1	10.00	\$5,500	\$550.00	\$1,275.00
			1	10.00	\$5,500	\$550.00	\$1,275.00
	RECONSTRUCTED MANHOLE, USING EXISTING CA / U						
	602180M	2023Q2	1	10.00	\$3,500	\$350.00	\$675.00
			1	10.00	\$3,500	\$350.00	\$675.00
	RECONSTRUCTED MANHOLE, USING NEW CASTING / U						
	602183M	2023Q2	1	10.00	\$5,500	\$550.00	\$1,025.00
			1	10.00	\$5,500	\$550.00	\$1,025.00
	BICYCLE SAFE GRATE / U						
	602210M	2023Q2	1	150.00	\$1,500	\$10.00	\$155.00
			1	150.00	\$1,500	\$10.00	\$155.00

WEIGHTED AVERAGE ITEM PRICE REPORT
BY REGION, ITEM, AND QUARTER

REGION	ITEM	CALENDAR QUARTER	NUMBER OF OCCUR'S	TOTAL QUANTITY	TOTAL DOLLARS	AVERAGE AWARDED PRICE	AVERAGE OF LOW 3 BIDDERS
STATEWID	CURB PIECE / U						
	602213M	2023Q2	1	150.00	\$1,500	\$10.00	\$155.00
			1	150.00	\$1,500	\$10.00	\$155.00

	CONCRETE SIDEWALK, 4" THICK / SY						
	606012P	2023Q2	1	3,000.00	\$150,000	\$50.00	\$70.00
			1	3,000.00	\$150,000	\$50.00	\$70.00

	CONCRETE SIDEWALK, 6" THICK / SY						
	606018P	2023Q2	1	500.00	\$25,000	\$50.00	\$72.50
			1	500.00	\$25,000	\$50.00	\$72.50

	CONCRETE SIDEWALK, REINFORCED, 6" THICK / SY						
	606024P	2023Q2	2	600.00	\$30,000	\$50.00	\$77.08
			2	600.00	\$30,000	\$50.00	\$77.08

	CONCRETE SIDEWALK, REINFORCED, 8" THICK / SY						
	606027P	2023Q2	2	200.00	\$10,000	\$50.00	\$112.50
			2	200.00	\$10,000	\$50.00	\$112.50

	HOT MIX ASPHALT DRIVEWAY, 6" THICK / SY						
	606039P	2023Q2	1	500.00	\$12,500	\$25.00	\$37.50
			1	500.00	\$12,500	\$25.00	\$37.50

	HOT MIX ASPHALT DRIVEWAY, VARIABLE THICK / SY						
	606042P	2023Q2	1	500.00	\$12,500	\$25.00	\$37.50
			1	500.00	\$12,500	\$25.00	\$37.50

WEIGHTED AVERAGE ITEM PRICE REPORT
BY REGION, ITEM, AND QUARTER

REGION	ITEM	CALENDAR QUARTER	NUMBER OF OCCUR'S	TOTAL QUANTITY	TOTAL DOLLARS	AVERAGE AWARDED PRICE	AVERAGE OF LOW 3 BIDDERS
STATEWID	CONCRETE DRIVEWAY, 6" THICK / SY						
	606051P	2023Q2	1	100.00	\$5,000	\$50.00	\$72.50
			1	100.00	\$5,000	\$50.00	\$72.50
	CONCRETE DRIVEWAY, REINFORCED, 6" THICK / SY						
	606057P	2023Q2	1	100.00	\$5,000	\$50.00	\$97.50
			1	100.00	\$5,000	\$50.00	\$97.50
	CONCRETE DRIVEWAY, REINFORCED, 8" THICK / SY						
	606060P	2023Q2	1	100.00	\$5,000	\$50.00	\$117.50
			1	100.00	\$5,000	\$50.00	\$117.50
	DETECTABLE WARNING SURFACE / SY						
	606084P	2023Q2	1	150.00	\$150	\$1.00	\$375.50
			1	150.00	\$150	\$1.00	\$375.50
	9" X 16" CONCRETE VERTICAL CURB / LF						
	607018P	2023Q2	1	4,500.00	\$45,000	\$10.00	\$30.00
			1	4,500.00	\$45,000	\$10.00	\$30.00
	9" X 18" CONCRETE VERTICAL CURB / LF						
	607021P	2023Q2	1	1,000.00	\$60,000	\$60.00	\$55.00
			1	1,000.00	\$60,000	\$60.00	\$55.00
	9" X 20" CONCRETE VERTICAL CURB / LF						
	607024P	2023Q2	1	250.00	\$6,250	\$25.00	\$37.50
			1	250.00	\$6,250	\$25.00	\$37.50

WEIGHTED AVERAGE ITEM PRICE REPORT
BY REGION, ITEM, AND QUARTER

REGION	ITEM	CALENDAR QUARTER	NUMBER OF OCCUR'S	TOTAL QUANTITY	TOTAL DOLLARS	AVERAGE AWARDED PRICE	AVERAGE OF LOW 3 BIDDERS
STATEWID	12" X 13" CONCRETE SLOPING CURB / LF						
	607030P	2023Q2	1	750.00	\$18,750	\$25.00	\$37.50
			1	750.00	\$18,750	\$25.00	\$37.50

	TRAFFIC STRIPES, 4" / LF						
	610003M	2023Q2	2	55,000.00	\$44,500	\$0.81	\$1.02
			2	55,000.00	\$44,500	\$0.81	\$1.02

	TRAFFIC STRIPES, 6" / LF						
	610006M	2023Q2	1	10,000.00	\$6,800	\$0.68	\$1.52
			1	10,000.00	\$6,800	\$0.68	\$1.52

	TRAFFIC STRIPES, 8" / LF						
	610007M	2023Q2	1	5,000.00	\$4,450	\$0.89	\$2.02
			1	5,000.00	\$4,450	\$0.89	\$2.02

	RPM, MONO-DIRECTIONAL, WHITE LENS / U						
	610012M	2023Q2	1	250.00	\$8,530	\$34.12	\$42.26
			1	250.00	\$8,530	\$34.12	\$42.26

	TRAFFIC MARKING LINES, 4" / LF						
	610013M	2023Q2	1	25,000.00	\$26,250	\$1.05	\$1.32
			1	25,000.00	\$26,250	\$1.05	\$1.32

	TRAFFIC MARKING LINES, 8" / LF						
	610014M	2023Q2	1	1,000.00	\$1,680	\$1.68	\$2.42
			1	1,000.00	\$1,680	\$1.68	\$2.42

WEIGHTED AVERAGE ITEM PRICE REPORT
BY REGION, ITEM, AND QUARTER

REGION	ITEM	CALENDAR QUARTER	NUMBER OF OCCUR'S	TOTAL QUANTITY	TOTAL DOLLARS	AVERAGE AWARDED PRICE	AVERAGE OF LOW 3 BIDDERS
STATEWID	TRAFFIC MARKING LINES, 24" / LF						
	610017M	2023Q2	1	1,000.00	\$5,040	\$5.04	\$7.25
			1	1,000.00	\$5,040	\$5.04	\$7.25

	RPM, MONO-DIRECTIONAL, AMBER LENS / U						
	610018M	2023Q2	1	250.00	\$8,530	\$34.12	\$42.26
			1	250.00	\$8,530	\$34.12	\$42.26

	RPM, BI-DIRECTIONAL, AMBER LENS / U						
	610021M	2023Q2	1	250.00	\$8,530	\$34.12	\$42.26
			1	250.00	\$8,530	\$34.12	\$42.26

	REMOVAL OF RPM / U						
	610024M	2023Q2	1	750.00	\$750	\$1.00	\$0.51
			1	750.00	\$750	\$1.00	\$0.51

	REMOVAL OF TRAFFIC STRIPES / LF						
	610036M	2023Q2	1	25,000.00	\$39,250	\$1.57	\$1.18
			1	25,000.00	\$39,250	\$1.57	\$1.18

	REMOVAL OF TRAFFIC MARKINGS / SF						
	610039M	2023Q2	1	2,500.00	\$7,875	\$3.15	\$3.15
			1	2,500.00	\$7,875	\$3.15	\$3.15

	TRAFFIC MARKINGS SYMBOLS / SF						
	610060M	2023Q2	1	3,000.00	\$24,390	\$8.13	\$9.32
			1	3,000.00	\$24,390	\$8.13	\$9.32

WEIGHTED AVERAGE ITEM PRICE REPORT
BY REGION, ITEM, AND QUARTER

REGION	ITEM	CALENDAR QUARTER	NUMBER OF OCCUR'S	TOTAL QUANTITY	TOTAL DOLLARS	AVERAGE AWARDED PRICE	AVERAGE OF LOW 3 BIDDERS
STATEWID	TOPSOIL SPREADING ___" THICK / SY						
	804000P	2023Q2	1	1,000.00	\$4,000	\$4.00	\$5.00
			1	1,000.00	\$4,000	\$4.00	\$5.00

	BORROW TOPSOIL / CY						
	804015P	2023Q2	1	2,000.00	\$2,000	\$1.00	\$0.51
			1	2,000.00	\$2,000	\$1.00	\$0.51

	TURF REPAIR STRIP / LF						
	805003M	2023Q2	1	1,000.00	\$2,000	\$2.00	\$2.75
			1	1,000.00	\$2,000	\$2.00	\$2.75

	FERTILIZING AND SEEDING, TYPE A / SY						
	806003P	2023Q2	1	2,000.00	\$2,000	\$1.00	\$1.50
			1	2,000.00	\$2,000	\$1.00	\$1.50

	STRAW MULCHING / SY						
	809003M	2023Q2	1	2,000.00	\$2,000	\$1.00	\$1.50
			1	2,000.00	\$2,000	\$1.00	\$1.50

	REPAIR CATEGORY "A", MOVABLE / HOUR						
	MMB022M	2023Q1	1	8,448.00	\$2,384,448	\$282.25	\$301.38
			1	8,448.00	\$2,384,448	\$282.25	\$301.38

	REPAIR CATEGORY "B", MOVABLE / HOUR						
	MMB024M	2023Q1	1	2,112.00	\$544,136	\$257.64	\$253.82
			1	2,112.00	\$544,136	\$257.64	\$253.82

WEIGHTED AVERAGE ITEM PRICE REPORT
BY REGION, ITEM, AND QUARTER

REGION	ITEM	CALENDAR QUARTER	NUMBER OF OCCUR'S	TOTAL QUANTITY	TOTAL DOLLARS	AVERAGE AWARDED PRICE	AVERAGE OF LOW 3 BIDDERS
STATEWID	WELDING CREW / HOUR						
	MMB026M	2023Q1	1	8,448.00	\$2,333,844	\$276.26	\$303.13
			1	8,448.00	\$2,333,844	\$276.26	\$303.13

	60' UNDERBRIDGE INSPECTION UNIT / HOUR						
	MMB044M	2023Q1	1	1,000.00	\$265,000	\$265.00	\$207.50
			1	1,000.00	\$265,000	\$265.00	\$207.50

	CREW COORDINATOR / HOUR						
	MMB092M	2023Q1	1	4,224.00	\$443,520	\$105.00	\$105.00
			1	4,224.00	\$443,520	\$105.00	\$105.00

	MANPOWERED ACCESS MACHINE / HOUR						
	MMB142M	2023Q1	1	3,000.00	\$75,000	\$25.00	\$25.00
			1	3,000.00	\$75,000	\$25.00	\$25.00

	LANE CLOSURES / HOUR						
	MMB172M	2023Q1	1	7,560.00	\$3,481,078	\$460.46	\$537.23
			1	7,560.00	\$3,481,078	\$460.46	\$537.23

	SOLID WASTE DISPOSAL / DOLL						
	MMB173M	2023Q1	1	50,000.00	\$50,000	\$1.00	\$1.00
			1	50,000.00	\$50,000	\$1.00	\$1.00

	TRAFFIC CONTROL TRUCK WITH MOUNTED CRASH / DAY						
	MMG008M	2023Q2	1	100.00	\$100	\$1.00	\$0.51
			1	100.00	\$100	\$1.00	\$0.51

WEIGHTED AVERAGE ITEM PRICE REPORT
BY REGION, ITEM, AND QUARTER

REGION	ITEM	CALENDAR QUARTER	NUMBER OF OCCUR'S	TOTAL QUANTITY	TOTAL DOLLARS	AVERAGE AWARDED PRICE	AVERAGE OF LOW 3 BIDDERS
STATEWID	TELEPHONE SERVICE / DOLL						
	MMG010M	2023Q1	1	14,400.00	\$14,400	\$1.00	\$1.00
			1	14,400.00	\$14,400	\$1.00	\$1.00
	NON-PARTICIPATING WORK / DOLL						
	MMG013M	2023Q1	1	442,500.00	\$442,500	\$1.00	\$1.00
			1	442,500.00	\$442,500	\$1.00	\$1.00
	OVERTIME DIFFERENTIAL (OD) / DOLL						
	MMG025M	2023Q1	1	300,000.00	\$300,000	\$1.00	\$1.00
			1	300,000.00	\$300,000	\$1.00	\$1.00
	HMA RESURFACING PATCH / T						
	MMG026M	2023Q2	1	500.00	\$5,000	\$10.00	\$85.00
			1	500.00	\$5,000	\$10.00	\$85.00
	PREFORMED THERMOPLASTIC NUMBERS / U						
	MMG034M	2023Q2	1	500.00	\$13,125	\$26.25	\$28.88
			1	500.00	\$13,125	\$26.25	\$28.88
	THERMOPLASTIC PREFORMED HANDICAP MAT / U						
	MMG035M	2023Q2	1	35.00	\$13,825	\$395.00	\$381.25
			1	35.00	\$13,825	\$395.00	\$381.25
	RIPRAP STONE SLOPE PROTECTION / T						
	MMG036M	2023Q2	1	100.00	\$3,500	\$35.00	\$50.00
			1	100.00	\$3,500	\$35.00	\$50.00

WEIGHTED AVERAGE ITEM PRICE REPORT
BY REGION, ITEM, AND QUARTER

REGION	ITEM	CALENDAR QUARTER	NUMBER OF OCCUR'S	TOTAL QUANTITY	TOTAL DOLLARS	AVERAGE AWARDED PRICE	AVERAGE OF LOW 3 BIDDERS
STATEWID	ADJUSTMENT FACTOR / PCT						
	MMG095M	2023Q1	1	5,000,000.00	\$4,021,500	\$0.80	\$0.84
			1	5,000,000.00	\$4,021,500	\$0.80	\$0.84

	BOLLARD / U						
	MMI003M	2023Q2	1	25.00	\$30,625	\$1,225.00	\$1,050.00
			1	25.00	\$30,625	\$1,225.00	\$1,050.00

	CONSTRUCTION LAYOUT / DAY						
	MMR001M	2023Q2	1	80.00	\$140,000	\$1,750.00	\$1,625.00
			1	80.00	\$140,000	\$1,750.00	\$1,625.00

	MOBILIZATION / U						
	MMR004M	2023Q2	1	30.00	\$450,000	\$15,000.00	\$15,000.00
			1	30.00	\$450,000	\$15,000.00	\$15,000.00

	SPECIAL MOBILIZATION / U						
	MMR005M	2023Q2	1	10.00	\$40,000	\$4,000.00	\$4,000.00
			1	10.00	\$40,000	\$4,000.00	\$4,000.00

	EMERGENCY MOBILIZATION / U						
	MMR006M	2023Q2	1	1.00	\$7,500	\$7,500.00	\$7,500.00
			1	1.00	\$7,500	\$7,500.00	\$7,500.00

	REMOVAL OF CURB / LF						
	MMR031M	2023Q2	1	2,000.00	\$80,000	\$40.00	\$25.00
			1	2,000.00	\$80,000	\$40.00	\$25.00

WEIGHTED AVERAGE ITEM PRICE REPORT
BY REGION, ITEM, AND QUARTER

REGION	ITEM	CALENDAR QUARTER	NUMBER OF OCCUR'S	TOTAL QUANTITY	TOTAL DOLLARS	AVERAGE AWARDED PRICE	AVERAGE OF LOW 3 BIDDERS
STATEWID	REMOVAL OF SIDEWALK / SY						
	MMR034M	2023Q2	1	1,750.00	\$201,250	\$115.00	\$62.50
			1	1,750.00	\$201,250	\$115.00	\$62.50
	FLASHING ARROW BOARD, 4' X 8' / DAY						
	MMR060M	2023Q2	1	125.00	\$125	\$1.00	\$0.51
			1	125.00	\$125	\$1.00	\$0.51
	PORTABLE VARIABLE MESSAGE SIGN / DAY						
	MMR061M	2023Q2	1	50.00	\$50	\$1.00	\$0.51
			1	50.00	\$50	\$1.00	\$0.51
	MICROMILLING / SY						
	MMR087M	2023Q2	1	2,500.00	\$2,500	\$1.00	\$0.51
			1	2,500.00	\$2,500	\$1.00	\$0.51
	PREPARATION OF ROADBED / SY						
	MMR089M	2023Q2	1	5,000.00	\$25,000	\$5.00	\$3.50
			1	5,000.00	\$25,000	\$5.00	\$3.50
	CONCRETE WASHOUT SYSTEM / U						
	MMR091M	2023Q2	2	27.00	\$42,500	\$1,574.07	\$1,574.07
			2	27.00	\$42,500	\$1,574.07	\$1,574.07
	REMOVAL OF HMA PAVEMENT / CY						
	MMR116M	2023Q2	1	200.00	\$11,000	\$55.00	\$45.00
			1	200.00	\$11,000	\$55.00	\$45.00

TOP 25 ITEMS BY TOTAL DOLLARS SPENT

RANK	ITEM NUMBER	DESCRIPTION	UNITS	CLASS	TOTAL DOLLARS SPENT
1	MMB186M	LABOR CREW	HR	BRIDGE MAINT (BUREAU OF MAINTENANCE)	\$106,886,605
2	401054M	HOT MIX ASPHALT 12.5 M 64 SURF	T	ASPHALT ITEMS	\$23,922,688
3	109006M	FORCE ACCOUNT	DOLL	MISCELLANEOUS/ SPECIALTY WORK ITEMS	\$21,356,820
4	404006M	STONE MATRIX ASPHALT 12.5 MM S	T	BASE, AGGREGATE	\$21,004,528
5	406005M	HIGH PERFORMANCE THIN OVERLAY	T	ASPHALT ITEMS	\$19,097,393
6	MMG095M	ADJUSTMENT FACTOR	PCT	MISCELLANEOUS/ SPECIALTY WORK ITEMS	\$18,311,373
7	401009P	HMA MILLING, 3" OR LESS	SY	MILLING AND RUMBLE STRIPS	\$11,015,059
8	609003M	BEAM GUIDE RAIL	LF	GUARDRAIL, GUIDERAIL	\$9,280,263
9	403003M	ULTRA-THIN FRICTION COURSE	T	BASE, AGGREGATE	\$7,992,367
10	MMB089M	DECK JOINT REPAIR	LF	BRIDGE MAINT (BUREAU OF MAINTENANCE)	\$7,796,038
11	424110M	CHIP SEAL PG88-22FR	SY	ASPHALT ITEMS	\$7,073,044
12	MMB172M	LANE CLOSURES	HR	BRIDGE MAINT (BUREAU OF MAINTENANCE)	\$6,560,810
13	MMG094M	DREDG, PROCESSING, TRNSPRT, PL	CY	MISCELLANEOUS/ SPECIALTY WORK ITEMS	\$6,387,738
14	421011M	SLURRY SEAL EMULSION	GAL	ASPHALT ITEMS	\$5,979,430
15	704002M	ITS CONDUIT, TYPE A	LF	INTELLIGENT TRANSPORTATION SYSTEMS	\$5,631,173
16	610003M	TRAFFIC STRIPES, 4"	LF	PAVEMENT MARKING, TRAFFIC STRIPES	\$5,388,318
17	401099M	HOT MIX ASPHALT 25 M 64 BASE C	T	ASPHALT ITEMS	\$5,343,453
18	MMB087M	DECK JOINT RESEAL (SILICON)	LF	BRIDGE MAINT (BUREAU OF MAINTENANCE)	\$5,136,810
19	401042M	HOT MIX ASPHALT 9.5 M 64 SURFA	T	ASPHALT ITEMS	\$4,957,085
20	607018P	9" X 16" CONCRETE VERTICAL CUR	LF	CURBING, SIDEWALKS, GUTTERS	\$4,619,499
21	401061M	HMA 12.5 M E SURFACE COURSE	T	ASPHALT ITEMS	\$4,599,364
22	401017P	MICRO-MILLING	SY	MILLING AND RUMBLE STRIPS	\$4,569,610
23	513003P	RETAINING WALL, LOCATION NO. _	SF	BRIDGE, INCL CONCRETE & STEEL STRUCTURES	\$4,239,718
24	507024P	CONCRETE BRIDGE DECK, HPC	CY	CONCRETE	\$3,999,000
25	425001M	SCRUB SEAL	SY	ASPHALT ITEMS	\$3,881,303

ITEM DATA AT CONTRACT LEVEL

ITEM NUMBER	DESCRIPTION	UNITS	CONTRACT	LETTING DATE	UNIT PRICE	QUANTITY	ITEM COST
109006M	FORCE ACCOUNT	DOLL	23402	07FEB23	\$1.00	100,000.00	\$100,000
			23403	05JAN23	\$1.00	100,000.00	\$100,000
			23404	01DEC22	\$1.00	100,000.00	\$100,000
			23406	22DEC22	\$1.00	100,000.00	\$100,000
			23407	09FEB23	\$1.00	100,000.00	\$100,000
			23409	19JAN23	\$1.00	100,000.00	\$100,000
			23410	04MAY23	\$1.00	75,000.00	\$75,000
			23422	13OCT22	\$1.00	700,000.00	\$700,000
			23423	25OCT22	\$1.00	625,000.00	\$625,000
			23424	20OCT22	\$1.00	450,000.00	\$450,000
			23425	20OCT22	\$1.00	695,000.00	\$695,000
			23426	25OCT22	\$1.00	500,000.00	\$500,000
			23427	27OCT22	\$1.00	500,000.00	\$500,000
			23428	08DEC22	\$1.00	250,000.00	\$250,000
			23429	13DEC22	\$1.00	250,000.00	\$250,000
			23430	15DEC22	\$1.00	250,000.00	\$250,000
			23431	10NOV22	\$1.00	2200000.00	\$2,200,000
			23432	15NOV22	\$1.00	1000000.00	\$1,000,000
			23433	17NOV22	\$1.00	725,000.00	\$725,000
			23434	27OCT22	\$1.00	3000000.00	\$3,000,000
			23435	01NOV22	\$1.00	2000000.00	\$2,000,000
			23436	03NOV22	\$1.00	800,000.00	\$800,000
			23440	30MAR23	\$1.00	5297960.00	\$5,297,960
			23441	16MAR23	\$1.00	90,140.00	\$90,140
			23442	21MAR23	\$1.00	38,720.00	\$38,720
			23443	09MAR23	\$1.00	50,000.00	\$50,000
			23444	14MAR23	\$1.00	50,000.00	\$50,000
			23445	09FEB23	\$1.00	300,000.00	\$300,000
			23446	14FEB23	\$1.00	220,000.00	\$220,000
			23447	16FEB23	\$1.00	280,000.00	\$280,000
23448	12JAN23	\$1.00	20,000.00	\$20,000			
23449	19JAN23	\$1.00	30,000.00	\$30,000			
23450	24JAN23	\$1.00	10,000.00	\$10,000			
23467	25MAY23	\$1.00	270,000.00	\$270,000			
23468	25MAY23	\$1.00	80,000.00	\$80,000			
401009P	HMA MILLING, 3" OR LESS	SY	22135	15DEC22	\$10.00	7,246.00	\$72,460
			22137	04AUG22	\$16.00	8,017.00	\$128,272
			22139	06OCT22	\$10.00	368.00	\$3,680
			22143	20OCT22	\$4.25	14,389.00	\$61,153
			22145	13OCT22	\$94.65	240.00	\$22,716
			22146	29SEP22	\$3.00	26,191.00	\$78,573

ITEM DATA AT CONTRACT LEVEL

ITEM NUMBER	DESCRIPTION	UNITS	CONTRACT	LETTING DATE	UNIT PRICE	QUANTITY	ITEM COST	
401009P	HMA MILLING, 3" OR LESS	SY	22148	01NOV22	\$10.00	14,224.00	\$142,240	
				22149	22SEP22	\$7.70	21,832.00	\$168,106
				22152	20OCT22	\$16.50	13,000.00	\$214,500
				22153	04APR23	\$6.05	109,233.00	\$660,860
				22155	20OCT22	\$14.40	9,489.00	\$136,642
				22158	23FEB23	\$11.00	21,040.00	\$231,440
				23106	06APR23	\$15.49	8,144.00	\$126,151
				23109	27APR23	\$233.56	86.00	\$20,086
				23110	02MAY23	\$7.00	20,514.00	\$143,598
				23112	02MAY23	\$25.00	1,340.00	\$33,500
				23113	02MAY23	\$6.00	4,383.00	\$26,298
				23114	09MAY23	\$5.48	113,056.00	\$619,547
				23119	06JUN23	\$4.80	10,561.00	\$50,693
				23401	24JAN23	\$4.00	309,616.00	\$1,238,464
				23402	07FEB23	\$1.53	444,976.00	\$680,635
				23403	05JAN23	\$1.52	412,254.00	\$625,340
				23404	01DEC22	\$1.80	398,406.00	\$717,780
				23405	23FEB23	\$3.85	325,186.00	\$1,251,966
				23406	22DEC22	\$1.61	360,978.00	\$579,959
				23407	09FEB23	\$0.01	360,369.00	\$3,604
				23408	14FEB23	\$3.13	222,728.00	\$697,139
23409	19JAN23	\$6.73	334,134.00	\$2,249,659				
23410	04MAY23	\$0.10	300,000.00	\$30,000				
401017P	MICRO-MILLING	SY	22140	15SEP22	\$40.00	3,542.00	\$141,680	
				22142	22SEP22	\$5.65	19,214.00	\$108,559
				22143	20OCT22	\$2.77	394,553.00	\$1,092,912
				22144	22SEP22	\$4.10	23,623.00	\$96,854
				22145	13OCT22	\$150.00	386.00	\$57,900
				22146	29SEP22	\$3.00	51,542.00	\$154,626
				22147	27SEP22	\$25.00	3,779.00	\$94,475
				22151	06OCT22	\$30.00	966.00	\$28,980
				22154	06DEC22	\$6.00	13,250.00	\$79,500
				22155	20OCT22	\$29.00	2,313.00	\$67,077
				22156	01DEC22	\$28.00	2,139.00	\$59,892
				22159	19JAN23	\$4.00	28,251.00	\$113,004
				22160	09FEB23	\$40.00	1,197.00	\$47,880
				23102	06APR23	\$2.30	200,131.00	\$460,301
				23105	06APR23	\$2.65	190,883.00	\$505,840
				23106	06APR23	\$27.00	4,624.00	\$124,848
				23109	27APR23	\$42.00	850.00	\$35,700
23110	02MAY23	\$4.50	92,853.00	\$417,839				

ITEM DATA AT CONTRACT LEVEL

ITEM NUMBER	DESCRIPTION	UNITS	CONTRACT	LETTING DATE	UNIT PRICE	QUANTITY	ITEM COST
401017P	MICRO-MILLING	SY	23112	02MAY23	\$7.25	68,800.00	\$498,800
			23117	01JUN23	\$32.00	1,340.00	\$42,880
			23119	06JUN23	\$4.15	81,943.00	\$340,063
401042M	HOT MIX ASPHALT 9.5 M 64 SURFA	T	23113	02MAY23	\$125.76	5,195.00	\$653,323
			23114	09MAY23	\$114.00	1,374.00	\$156,636
			23123	06JUN23	\$216.25	265.00	\$57,306
			23402	07FEB23	\$122.95	2,600.00	\$319,670
			23403	05JAN23	\$124.00	2,500.00	\$310,000
			23404	01DEC22	\$107.75	2,500.00	\$269,375
			23406	22DEC22	\$121.75	2,500.00	\$304,375
			23407	09FEB23	\$170.00	1,000.00	\$170,000
			23409	19JAN23	\$140.00	1,000.00	\$140,000
			23410	04MAY23	\$152.00	16,950.00	\$2,576,400
401054M	HOT MIX ASPHALT 12.5 M 64 SURF	T	22137	04AUG22	\$133.00	949.00	\$126,217
			22139	06OCT22	\$125.00	1,010.00	\$126,250
			22145	13OCT22	\$811.23	28.00	\$22,714
			22146	29SEP22	\$135.00	3,019.00	\$407,565
			22149	22SEP22	\$127.50	3,951.00	\$503,753
			22152	20OCT22	\$200.00	1,600.00	\$320,000
			22153	04APR23	\$115.55	3,544.00	\$409,509
			22155	20OCT22	\$255.10	1,094.00	\$279,079
			22158	23FEB23	\$173.00	2,169.00	\$375,237
			23106	06APR23	\$332.88	942.00	\$313,573
			23109	27APR23	\$2,146.81	16.00	\$34,349
			23110	02MAY23	\$129.65	2,161.00	\$280,174
			23112	02MAY23	\$225.00	240.00	\$54,000
			23114	09MAY23	\$106.80	5,181.00	\$553,331
			23119	06JUN23	\$103.00	1,232.00	\$126,896
			23401	24JAN23	\$91.70	50,409.00	\$4,622,505
			23402	07FEB23	\$133.40	5,600.00	\$747,040
			23403	05JAN23	\$108.77	10,150.00	\$1,103,973
			23404	01DEC22	\$85.87	30,787.00	\$2,643,642
			23405	23FEB23	\$87.99	27,892.00	\$2,454,217
23406	22DEC22	\$94.48	26,190.00	\$2,474,363			
23407	09FEB23	\$169.00	3,000.00	\$507,000			
23408	14FEB23	\$94.00	7,944.00	\$746,736			
23409	19JAN23	\$126.84	31,127.00	\$3,948,066			
23410	04MAY23	\$148.50	5,000.00	\$742,500			

ITEM DATA AT CONTRACT LEVEL

ITEM NUMBER	DESCRIPTION	UNITS	CONTRACT	LETTING DATE	UNIT PRICE	QUANTITY	ITEM COST
401061M	HMA 12.5 M E SURFACE COURSE	T	22135	15DEC22	\$125.00	2,840.00	\$355,000
				20OCT22	\$125.25	1,823.00	\$228,331
				07FEB23	\$135.06	6,727.00	\$908,527
				05JAN23	\$131.88	6,612.00	\$872,006
				01DEC22	\$127.75	5,000.00	\$638,750
				22DEC22	\$132.75	5,000.00	\$663,750
				09FEB23	\$171.00	3,000.00	\$513,000
				19JAN23	\$140.00	3,000.00	\$420,000
401099M	HOT MIX ASPHALT 25 M 64 BASE C	T	22135	15DEC22	\$106.00	5,861.00	\$621,266
				04AUG22	\$150.00	2,419.00	\$362,850
				06OCT22	\$100.00	1,868.00	\$186,800
				22SEP22	\$190.00	1,218.00	\$231,420
				20OCT22	\$250.00	80.00	\$20,000
				04APR23	\$2.00	1,565.00	\$3,130
				23FEB23	\$158.00	2,311.00	\$365,138
				02MAY23	\$210.00	100.00	\$21,000
				02MAY23	\$121.40	19,295.00	\$2,342,413
				09MAY23	\$187.85	2,045.00	\$384,153
				06JUN23	\$125.00	13.00	\$1,625
				06JUN23	\$194.25	703.00	\$136,558
				07FEB23	\$95.00	500.00	\$47,500
				05JAN23	\$95.00	500.00	\$47,500
				01DEC22	\$91.72	1,425.00	\$130,700
				22DEC22	\$95.00	1,000.00	\$95,000
				09FEB23	\$65.00	1,000.00	\$65,000
19JAN23	\$105.00	1,000.00	\$105,000				
04MAY23	\$126.00	1,400.00	\$176,400				
403003M	ULTRA-THIN FRICTION COURSE	T	22140	15SEP22	\$240.00	12,900.00	\$3,096,000
				22SEP22	\$175.00	6,169.00	\$1,079,575
				19JAN23	\$148.00	9,756.00	\$1,443,888
				06JUN23	\$173.75	13,657.00	\$2,372,904
404006M	STONE MATRIX ASPHALT 12.5 MM S	T	22137	04AUG22	\$210.00	1,307.00	\$274,470
				04APR23	\$141.65	15,511.00	\$2,197,133
				23FEB23	\$211.00	1,710.00	\$360,810
				09MAY23	\$161.30	12,732.00	\$2,053,672
				07FEB23	\$123.90	26,405.00	\$3,271,603
				05JAN23	\$134.28	17,403.00	\$2,336,928

ITEM DATA AT CONTRACT LEVEL

ITEM NUMBER	DESCRIPTION	UNITS	CONTRACT	LETTING DATE	UNIT PRICE	QUANTITY	ITEM COST	
404006M	STONE MATRIX ASPHALT 12.5 MM S	T	23404	01DEC22	\$165.00	2,000.00	\$330,000	
				23405	23FEB23	\$127.75	21,360.00	\$2,728,740
				23406	22DEC22	\$173.25	2,000.00	\$346,500
				23407	09FEB23	\$123.30	33,333.00	\$4,109,960
				23408	14FEB23	\$142.00	18,836.00	\$2,674,712
				23409	19JAN23	\$160.00	2,000.00	\$320,000
406005M	HIGH PERFORMANCE THIN OVERLAY	T	22142	22SEP22	\$169.55	7,200.00	\$1,220,760	
				22143	20OCT22	\$159.00	26,148.00	\$4,157,532
				22146	29SEP22	\$175.00	10,368.00	\$1,814,400
				22154	06DEC22	\$149.65	18,600.00	\$2,783,490
				22158	23FEB23	\$648.00	77.00	\$49,896
				23102	06APR23	\$149.50	11,538.00	\$1,724,931
				23105	06APR23	\$147.00	23,562.00	\$3,463,614
				23110	02MAY23	\$143.30	21,094.00	\$3,022,770
				23112	02MAY23	\$215.00	4,000.00	\$860,000
				421011M	SLURRY SEAL EMULSION	GAL	22138	18AUG22
22140	15SEP22	\$9.15	91,194.00					\$834,425
22144	22SEP22	\$40.25	3,894.00					\$156,734
22146	29SEP22	\$6.50	54,000.00					\$351,000
22150	29SEP22	\$11.73	57,297.00					\$672,094
22151	06OCT22	\$11.73	57,813.00					\$678,146
22154	06DEC22	\$14.32	104,198.00					\$1,492,115
22155	20OCT22	\$11.74	47,926.00					\$562,651
22160	09FEB23	\$12.38	33,381.00					\$413,257
23109	27APR23	\$12.39	34,797.00					\$431,135
424110M	CHIP SEAL PG88-22FR	SY	22142	22SEP22	\$10.63	16,200.00	\$172,206	
				22145	13OCT22	\$6.92	153,765.00	\$1,064,054
				22147	27SEP22	\$6.97	310,524.00	\$2,164,352
				22156	01DEC22	\$6.97	117,087.00	\$816,096
				22159	19JAN23	\$16.00	24,947.00	\$399,152
				22160	09FEB23	\$50.00	553.00	\$27,650
				23102	06APR23	\$13.75	21,155.00	\$290,881
				23105	06APR23	\$16.50	6,910.00	\$114,015
				23106	06APR23	\$7.96	117,647.00	\$936,470
				23110	02MAY23	\$12.55	15,965.00	\$200,361
23117	01JUN23	\$6.74	131,722.00	\$887,806				

ITEM DATA AT CONTRACT LEVEL

ITEM NUMBER	DESCRIPTION	UNITS	CONTRACT	LETTING DATE	UNIT PRICE	QUANTITY	ITEM COST
425001M	SCRUB SEAL	SY	22145	13OCT22	\$6.92	153,765.00	\$1,064,054
			22160	09FEB23	\$6.92	111,194.00	\$769,462
			23119	06JUN23	\$6.92	295,923.00	\$2,047,787
507024P	CONCRETE BRIDGE DECK, HPC	CY	22135	15DEC22	\$1,300.00	840.00	\$1,092,000
			22158	23FEB23	\$1,800.00	1,615.00	\$2,907,000
513003P	RETAINING WALL, LOCATION NO. _	SF	22135	15DEC22	\$86.23	41,680.00	\$3,594,040
			22158	23FEB23	\$198.00	3,261.00	\$645,678
607018P	9" X 16" CONCRETE VERTICAL CUR	LF	22135	15DEC22	\$40.00	3,999.00	\$159,960
			22137	04AUG22	\$55.00	1,823.00	\$100,265
			22139	06OCT22	\$40.00	1,220.00	\$48,800
			22140	15SEP22	\$75.00	100.00	\$7,500
			22142	22SEP22	\$385.00	80.00	\$30,800
			22143	20OCT22	\$136.00	359.00	\$48,824
			22148	01NOV22	\$125.00	556.00	\$69,500
			22149	22SEP22	\$40.00	6,979.00	\$279,160
			22150	29SEP22	\$900.00	20.00	\$18,000
			22152	20OCT22	\$110.00	385.00	\$42,350
			22153	04APR23	\$92.00	1,788.00	\$164,496
			22158	23FEB23	\$77.00	138.00	\$10,626
			23113	02MAY23	\$52.00	7,605.00	\$395,460
			23114	09MAY23	\$56.05	9,405.00	\$527,150
			23119	06JUN23	\$125.00	403.00	\$50,375
			23123	06JUN23	\$85.00	4,261.00	\$362,185
			23401	24JAN23	\$88.00	7,497.00	\$659,736
			23402	07FEB23	\$66.04	4,688.00	\$309,600
			23403	05JAN23	\$85.81	4,393.00	\$376,977
			23404	01DEC22	\$87.22	2,884.00	\$251,550
			23405	23FEB23	\$74.50	3,650.00	\$271,925
			23406	22DEC22	\$73.05	2,863.00	\$209,136
			23407	09FEB23	\$22.45	1,685.00	\$37,825
23408	14FEB23	\$45.00	811.00	\$36,495			
23409	19JAN23	\$42.32	1,302.00	\$55,100			
23410	04MAY23	\$10.00	4,500.00	\$45,000			
23418	18MAY23	\$16.78	1,800.00	\$30,204			
23441	16MAR23	\$100.00	30.00	\$3,000			
23442	21MAR23	\$90.00	50.00	\$4,500			
23445	09FEB23	\$50.00	100.00	\$5,000			

ITEM DATA AT CONTRACT LEVEL

ITEM NUMBER	DESCRIPTION	UNITS	CONTRACT	LETTING DATE	UNIT PRICE	QUANTITY	ITEM COST
607018P	9" X 16" CONCRETE VERTICAL CUR	LF	23446	14FEB23	\$40.00	100.00	\$4,000
			23447	16FEB23	\$40.00	100.00	\$4,000
609003M	BEAM GUIDE RAIL	LF	22135	15DEC22	\$31.00	673.00	\$20,863
			22137	04AUG22	\$42.00	126.00	\$5,292
			22139	06OCT22	\$80.00	63.00	\$5,040
			22148	01NOV22	\$48.00	325.00	\$15,600
			22149	22SEP22	\$47.00	1,129.00	\$53,063
			22153	04APR23	\$37.40	28,718.00	\$1,074,053
			22158	23FEB23	\$39.00	1,432.00	\$55,848
			23112	02MAY23	\$39.00	2,430.00	\$94,770
			23113	02MAY23	\$43.03	7,026.00	\$302,329
			23114	09MAY23	\$39.50	10,292.00	\$406,534
			23123	06JUN23	\$39.00	3,471.00	\$135,369
			23418	18MAY23	\$88.83	404.00	\$35,887
			23445	09FEB23	\$68.00	63,875.00	\$4,343,500
			23446	14FEB23	\$49.00	34,635.00	\$1,697,115
			23447	16FEB23	\$40.00	25,875.00	\$1,035,000
			610003M	TRAFFIC STRIPES, 4"	LF	21410	10JAN23
22135	15DEC22	\$0.40				123,000.00	\$49,200
22137	04AUG22	\$0.53				26,057.00	\$13,810
22138	18AUG22	\$0.66				82,295.00	\$54,315
22139	06OCT22	\$0.78				6,288.00	\$4,905
22143	20OCT22	\$0.58				150,168.00	\$87,097
22144	22SEP22	\$0.50				64,837.00	\$32,419
22145	13OCT22	\$1.13				146,355.00	\$165,381
22146	29SEP22	\$1.00				11,860.00	\$11,860
22147	27SEP22	\$0.82				250,000.00	\$205,000
22148	01NOV22	\$0.80				5,624.00	\$4,499
22149	22SEP22	\$0.38				42,300.00	\$16,074
22150	29SEP22	\$0.59				167,000.00	\$98,530
22151	06OCT22	\$0.56				210,000.00	\$117,600
22152	20OCT22	\$0.65				4,200.00	\$2,730
22153	04APR23	\$0.47				33,220.00	\$15,613
22155	20OCT22	\$0.54				98,100.00	\$52,974
22156	01DEC22	\$0.66				70,500.00	\$46,530
22158	23FEB23	\$1.00				950.00	\$950
22159	19JAN23	\$0.35				94,500.00	\$33,075
22160	09FEB23	\$0.65	93,000.00	\$60,450			
22450	10JAN23	\$1.00	15,000.00	\$15,000			

ITEM DATA AT CONTRACT LEVEL

ITEM NUMBER	DESCRIPTION	UNITS	CONTRACT	LETTING DATE	UNIT PRICE	QUANTITY	ITEM COST
610003M	TRAFFIC STRIPES, 4"	LF	22451	19JAN23	\$1.00	15,000.00	\$15,000
			22452	24JAN23	\$1.00	15,000.00	\$15,000
			23106	06APR23	\$0.88	28,515.00	\$25,093
			23109	27APR23	\$0.65	91,564.00	\$59,517
			23112	02MAY23	\$0.40	125,000.00	\$50,000
			23113	02MAY23	\$0.45	28,845.00	\$12,980
			23114	09MAY23	\$0.44	82,600.00	\$36,344
			23117	01JUN23	\$0.68	80,500.00	\$54,740
			23119	06JUN23	\$0.34	183,604.00	\$62,425
			23123	06JUN23	\$0.70	74,153.00	\$51,907
			23401	24JAN23	\$0.40	338,169.00	\$135,268
			23402	07FEB23	\$0.35	245,113.00	\$85,790
			23403	05JAN23	\$0.35	246,763.00	\$86,899
			23404	01DEC22	\$0.39	352,426.00	\$137,446
			23405	23FEB23	\$0.40	206,728.00	\$82,691
			23406	22DEC22	\$0.50	297,665.00	\$148,833
			23407	09FEB23	\$0.61	342,716.00	\$210,537
			23408	14FEB23	\$0.38	141,469.00	\$53,758
			23409	19JAN23	\$0.51	366,021.00	\$187,278
			23410	04MAY23	\$0.81	55,000.00	\$44,500
			23412	06DEC22	\$0.41	6000000.00	\$2,460,000
			23448	12JAN23	\$1.35	88,000.00	\$118,500
			23449	19JAN23	\$1.20	50,640.00	\$60,800
23450	24JAN23	\$1.00	90,000.00	\$90,000			
704002M	ITS CONDUIT, TYPE A	LF	22135	15DEC22	\$50.00	2,164.00	\$108,200
			22137	04AUG22	\$50.00	1,052.00	\$52,600
			22148	01NOV22	\$62.00	29,272.00	\$1,814,864
			22158	23FEB23	\$25.00	1,464.00	\$36,600
			23113	02MAY23	\$83.67	8,337.00	\$697,557
			23114	09MAY23	\$48.55	25,937.00	\$1,259,241
			23123	06JUN23	\$49.50	33,578.00	\$1,662,111
MMB087M	DECK JOINT RESEAL (SILICON)	LF	21410	10JAN23	\$68.00	18,510.00	\$1,258,680
			22450	10JAN23	\$118.00	12,385.00	\$1,461,430
			22451	19JAN23	\$125.00	9,052.00	\$1,131,500
			22452	24JAN23	\$75.00	17,136.00	\$1,285,200
MMB089M	DECK JOINT REPAIR	LF	21410	10JAN23	\$138.00	18,570.00	\$2,562,660
			22450	10JAN23	\$118.00	12,681.00	\$1,496,358

ITEM DATA AT CONTRACT LEVEL

ITEM NUMBER	DESCRIPTION	UNITS	CONTRACT	LETTING DATE	UNIT PRICE	QUANTITY	ITEM COST
MMB089M	DECK JOINT REPAIR	LF	22451	19JAN23	\$125.00	9,084.00	\$1,135,500
			22452	24JAN23	\$155.00	16,784.00	\$2,601,520
MMB172M	LANE CLOSURES	HOUR	23422	13OCT22	\$0.01	10,300.00	\$103
			23423	25OCT22	\$0.01	7,400.00	\$74
			23424	20OCT22	\$0.01	2,500.00	\$25
			23425	20OCT22	\$0.01	25,000.00	\$250
			23426	25OCT22	\$11.28	9,000.00	\$101,520
			23427	27OCT22	\$15.21	3,200.00	\$48,672
			23428	08DEC22	\$262.00	1,250.00	\$327,500
			23429	13DEC22	\$1.00	1,250.00	\$1,250
			23430	15DEC22	\$176.53	1,250.00	\$220,663
			23431	10NOV22	\$43.01	10,500.00	\$451,605
			23432	15NOV22	\$157.01	7,500.00	\$1,177,575
			23433	17NOV22	\$176.53	4,250.00	\$750,253
			23434	27OCT22	\$0.01	9,500.00	\$95
			23435	01NOV22	\$0.01	8,000.00	\$80
			23436	03NOV22	\$0.01	5,000.00	\$50
			23440	30MAR23	\$460.46	7,560.00	\$3,481,078
			23467	25MAY23	\$0.01	800.00	\$8
			23468	25MAY23	\$0.01	1,017.00	\$10
			MMB186M	LABOR CREW	HOUR	23422	13OCT22
23423	25OCT22	\$484.43				14,800.00	\$7,169,490
23424	20OCT22	\$470.43				5,000.00	\$2,352,150
23425	20OCT22	\$437.78				49,000.00	\$21,451,380
23426	25OCT22	\$484.44				18,000.00	\$8,719,920
23427	27OCT22	\$482.01				6,400.00	\$3,084,832
23428	08DEC22	\$422.86				4,375.00	\$1,850,000
23429	13DEC22	\$525.86				4,375.00	\$2,300,625
23430	15DEC22	\$560.60				4,375.00	\$2,452,613
23431	10NOV22	\$607.18				21,000.00	\$12,750,780
23432	15NOV22	\$607.47				15,000.00	\$9,112,050
23433	17NOV22	\$663.12				8,500.00	\$5,636,520
23434	27OCT22	\$612.76				13,000.00	\$7,965,840
23435	01NOV22	\$634.82				11,000.00	\$6,983,030
23436	03NOV22	\$601.16				7,500.00	\$4,508,675
23467	25MAY23	\$816.00				800.00	\$652,800
23468	25MAY23	\$465.87				2,034.00	\$947,569

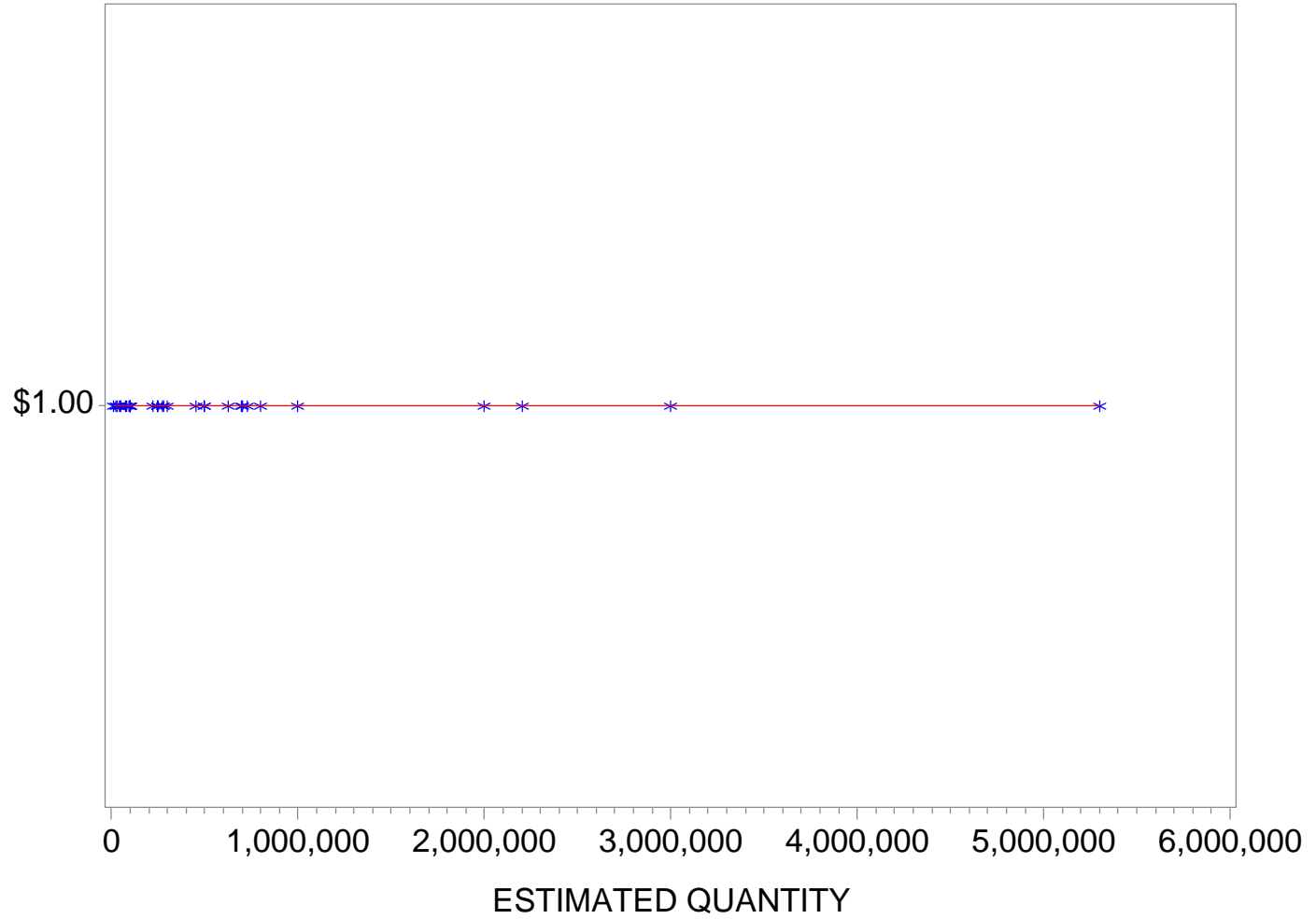
ITEM DATA AT CONTRACT LEVEL

ITEM NUMBER	DESCRIPTION	UNITS	CONTRACT	LETTING DATE	UNIT PRICE	QUANTITY	ITEM COST
MMG094M	DREDG, PROCESSING, TRNSPRT, PL	CY	22471	28JUL22	\$125.75	19,071.00	\$2,398,178
			23701	18AUG22	\$170.00	23,468.00	\$3,989,560
MMG095M	ADJUSTMENT FACTOR	PCT	22445	02MAR23	\$0.80	5000000.00	\$4,021,500
			23452	06JUN23	\$0.79	11520000.0	\$9,111,168
			23453	01JUN23	\$0.93	5550000.00	\$5,178,705

New Jersey Department of Transportation Jul 2022 - Jun 2023

ITEM=109006M DESCRIPTION=FORCE ACCOUNT UNITS=DOLL

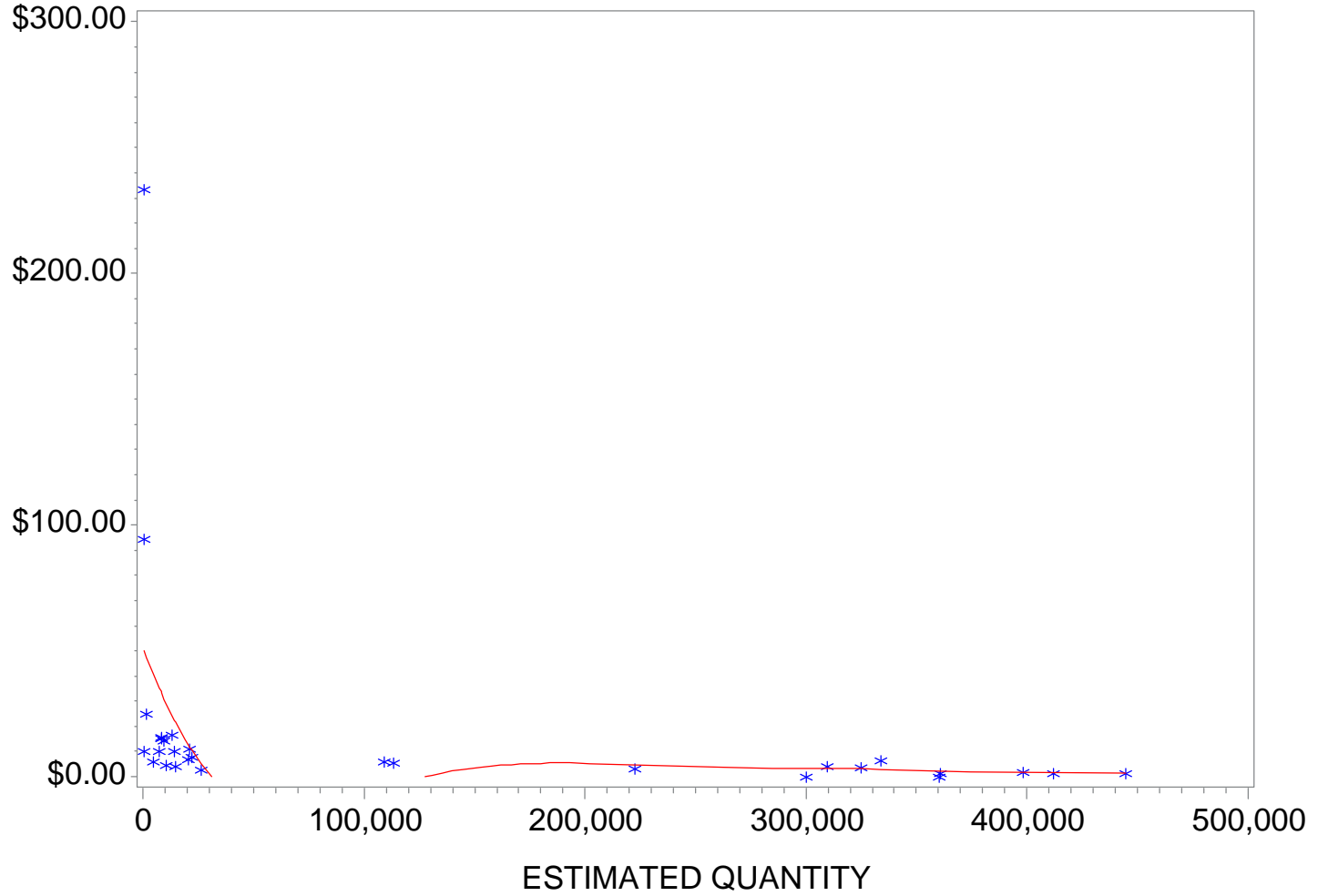
UNIT PRICE BID



New Jersey Department of Transportation Jul 2022 - Jun 2023

ITEM=401009P DESCRIPTION=HMA MILLING, 3" OR LESS UNITS=SY

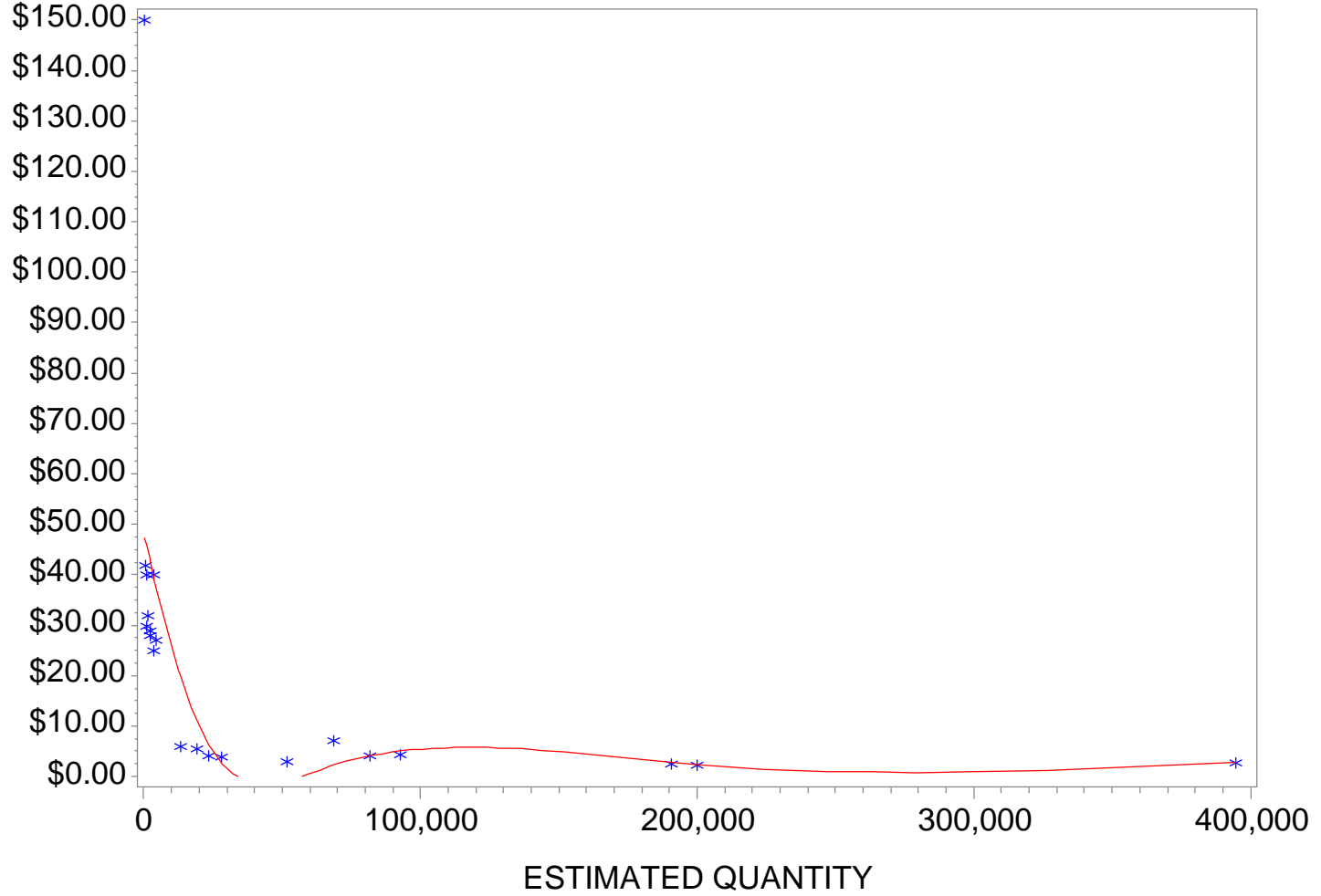
UNIT PRICE BID



New Jersey Department of Transportation Jul 2022 - Jun 2023

ITEM=401017P DESCRIPTION=MICRO-MILLING UNITS=SY

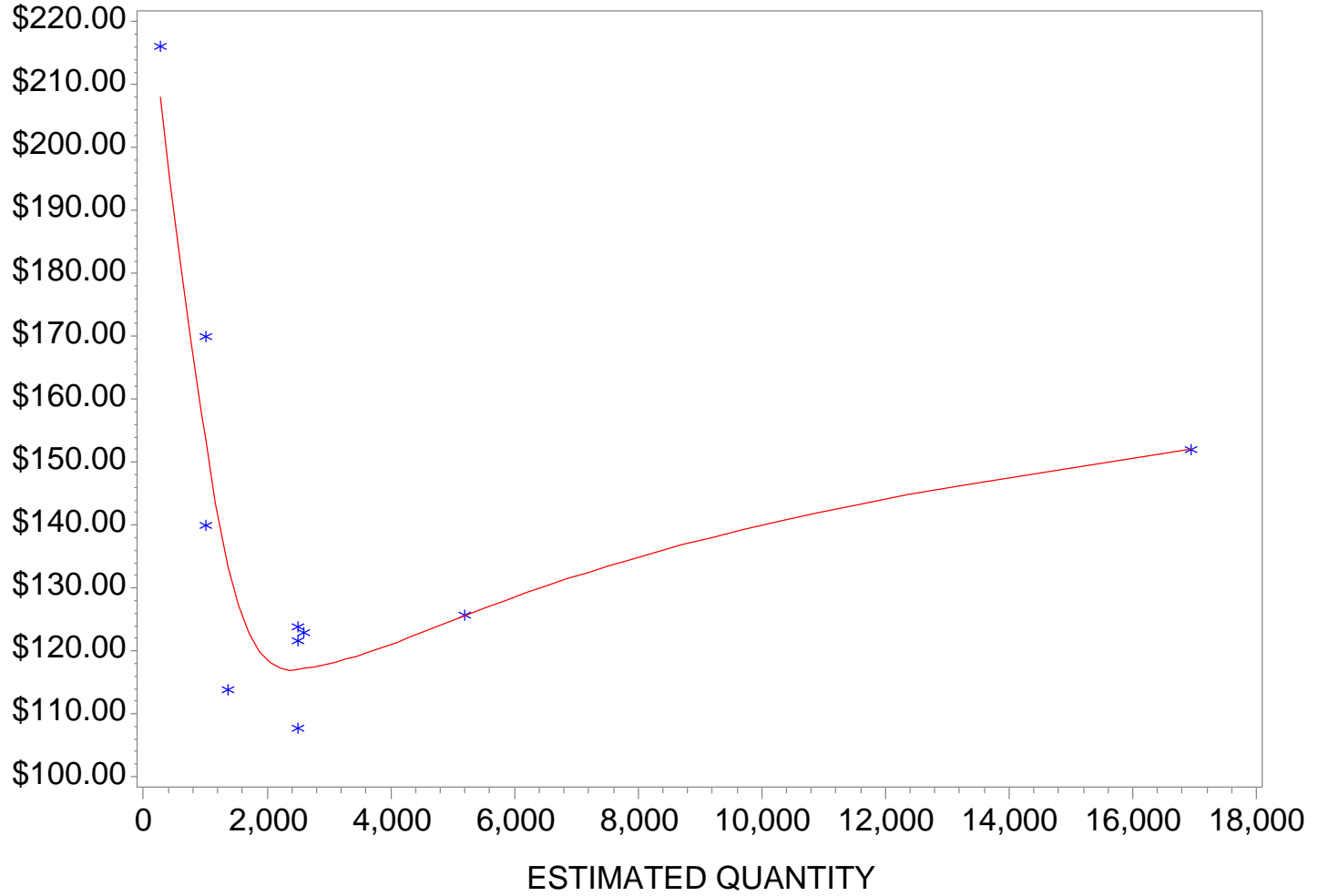
UNIT PRICE BID



New Jersey Department of Transportation Jul 2022 - Jun 2023

ITEM=401042M DESCRIPTION=HOT MIX ASPHALT 9.5 M 64 SURFA UNITS=T

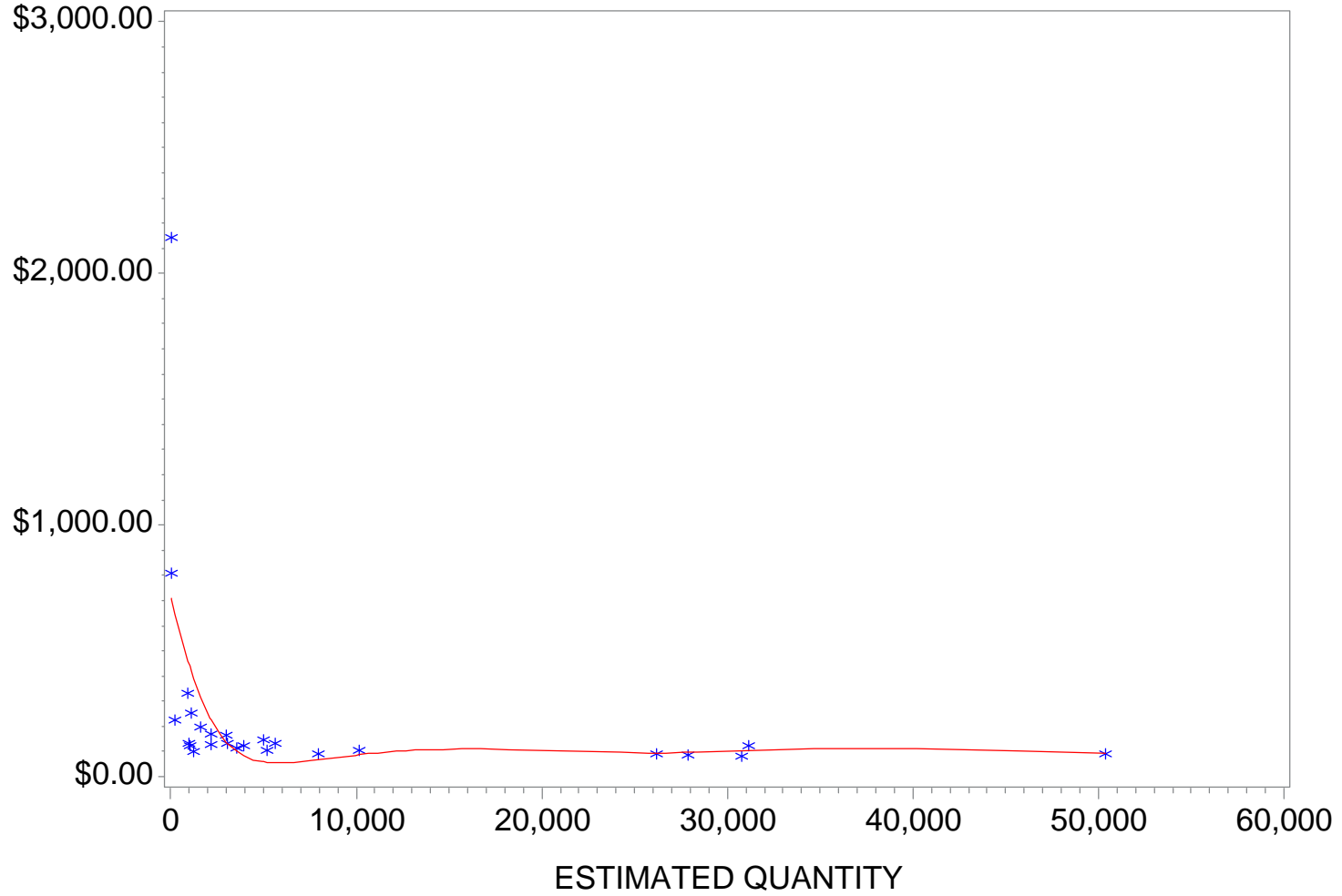
UNIT PRICE BID



New Jersey Department of Transportation Jul 2022 - Jun 2023

ITEM=401054M DESCRIPTION=HOT MIX ASPHALT 12.5 M 64 SURF UNITS=T

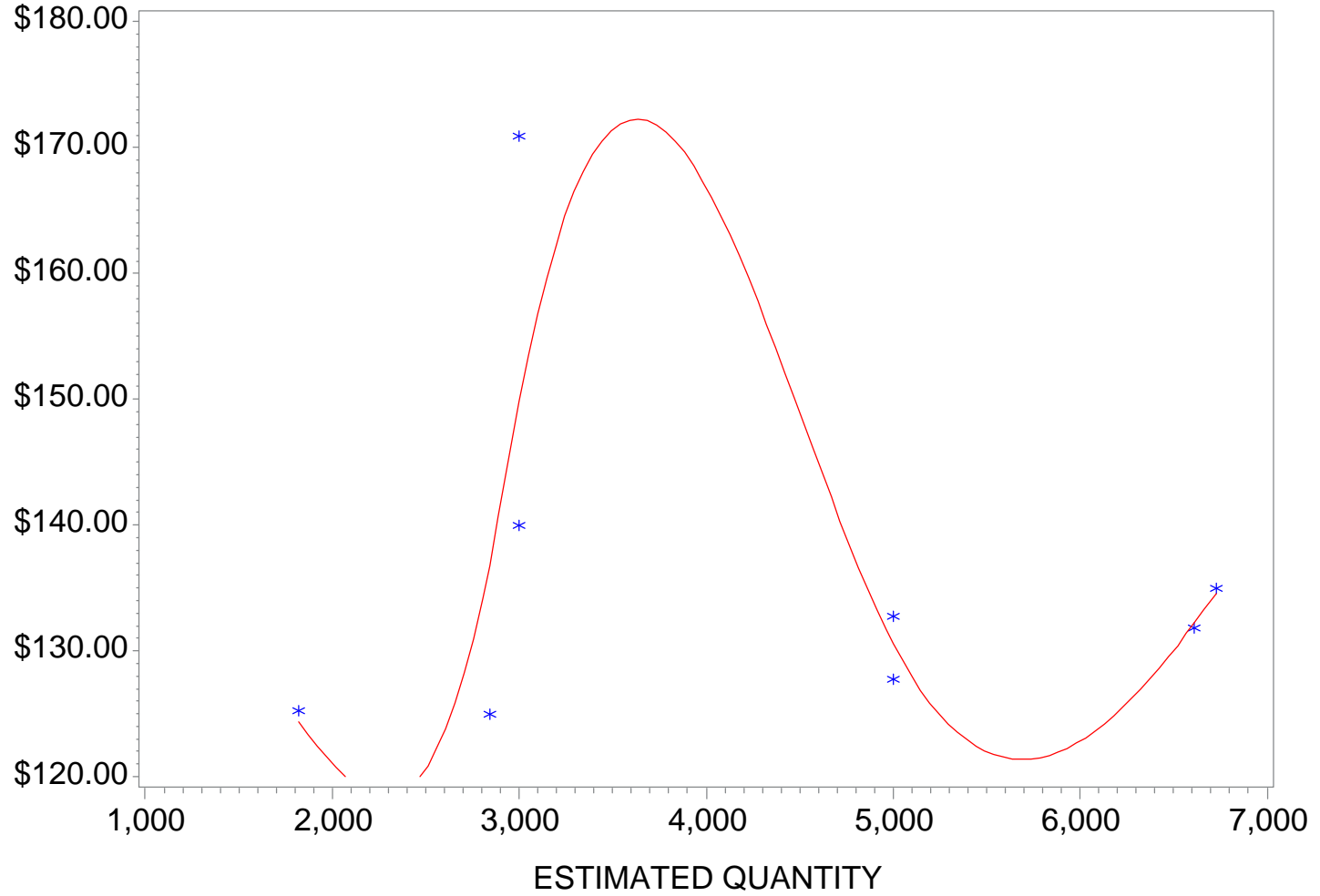
UNIT PRICE BID



New Jersey Department of Transportation Jul 2022 - Jun 2023

ITEM=401061M DESCRIPTION=HMA 12.5 M E SURFACE COURSE UNITS=T

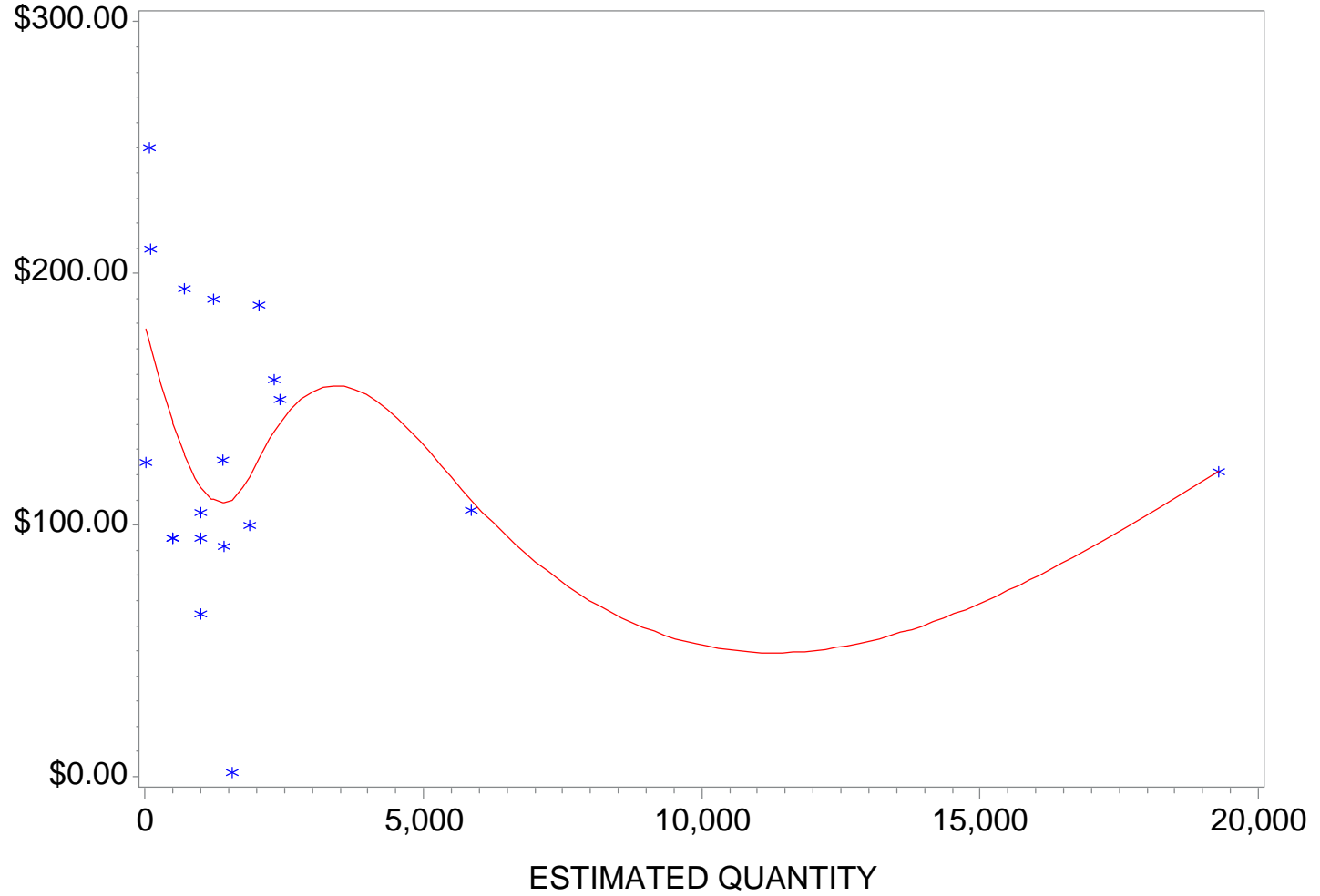
UNIT PRICE BID



New Jersey Department of Transportation Jul 2022 - Jun 2023

ITEM=401099M DESCRIPTION=HOT MIX ASPHALT 25 M 64 BASE C UNITS=T

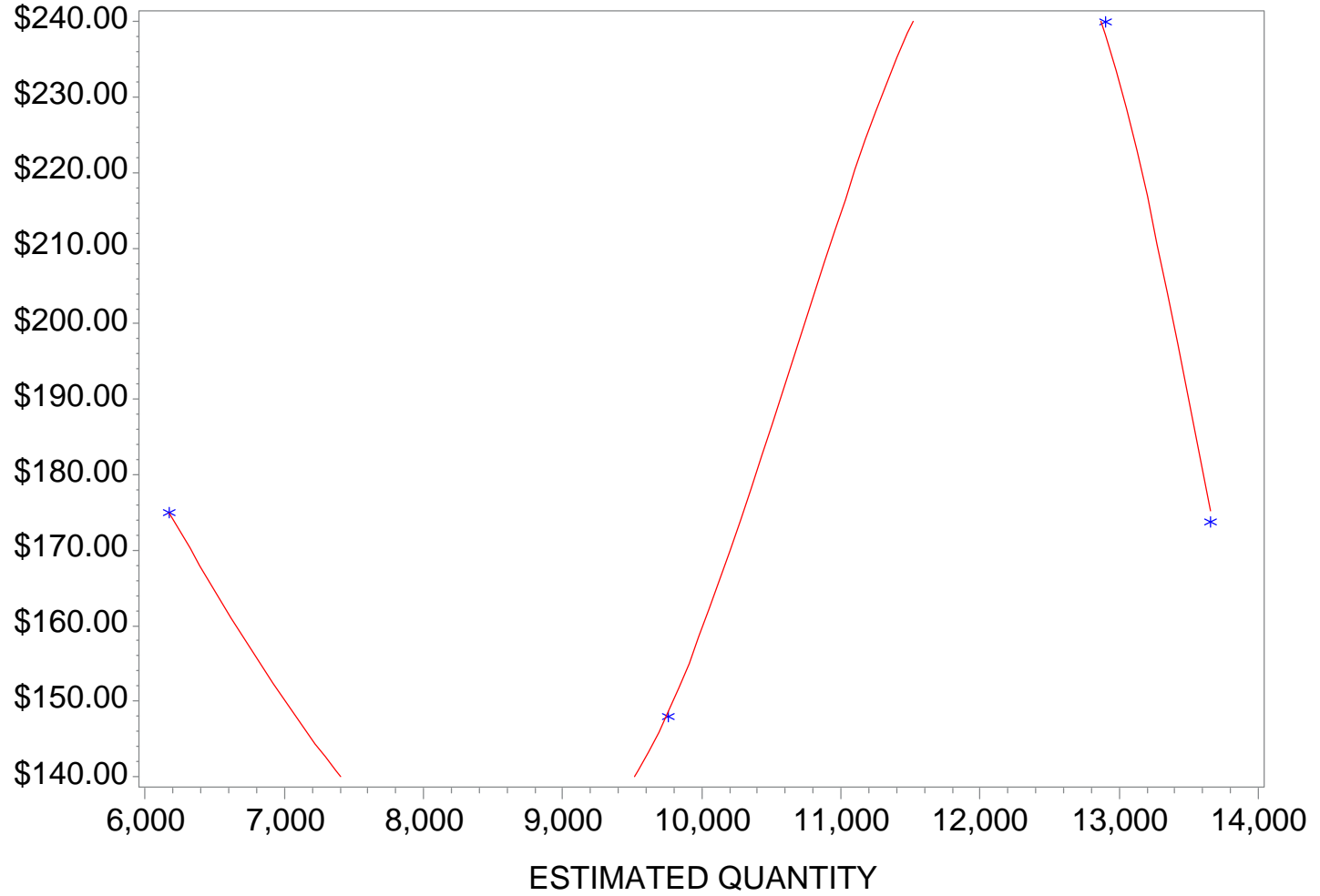
UNIT PRICE BID



New Jersey Department of Transportation Jul 2022 - Jun 2023

ITEM=403003M DESCRIPTION=ULTRA-THIN FRICTION COURSE UNITS=T

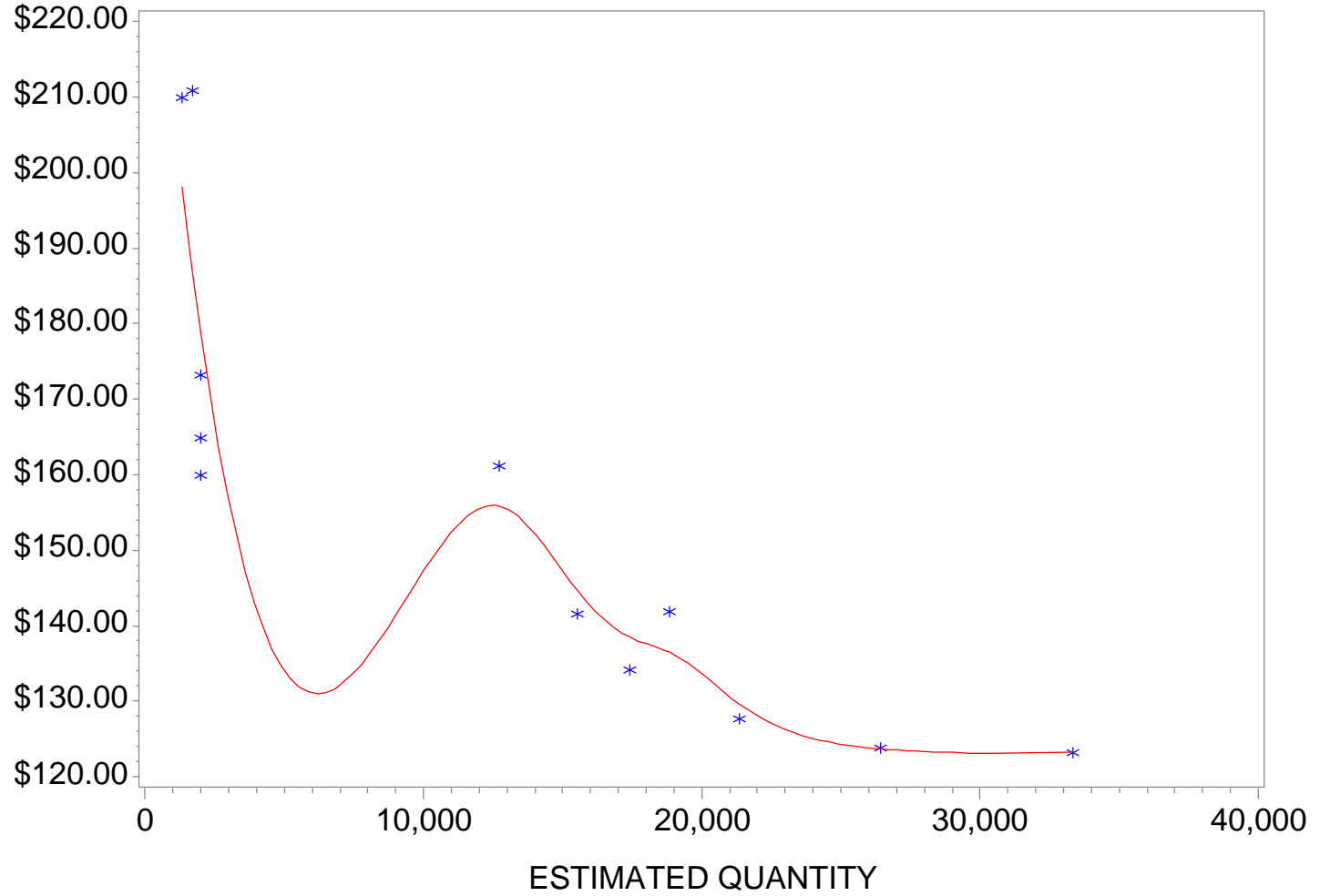
UNIT PRICE BID



New Jersey Department of Transportation Jul 2022 - Jun 2023

ITEM=404006M DESCRIPTION=STONE MATRIX ASPHALT 12.5 MM S UNITS=T

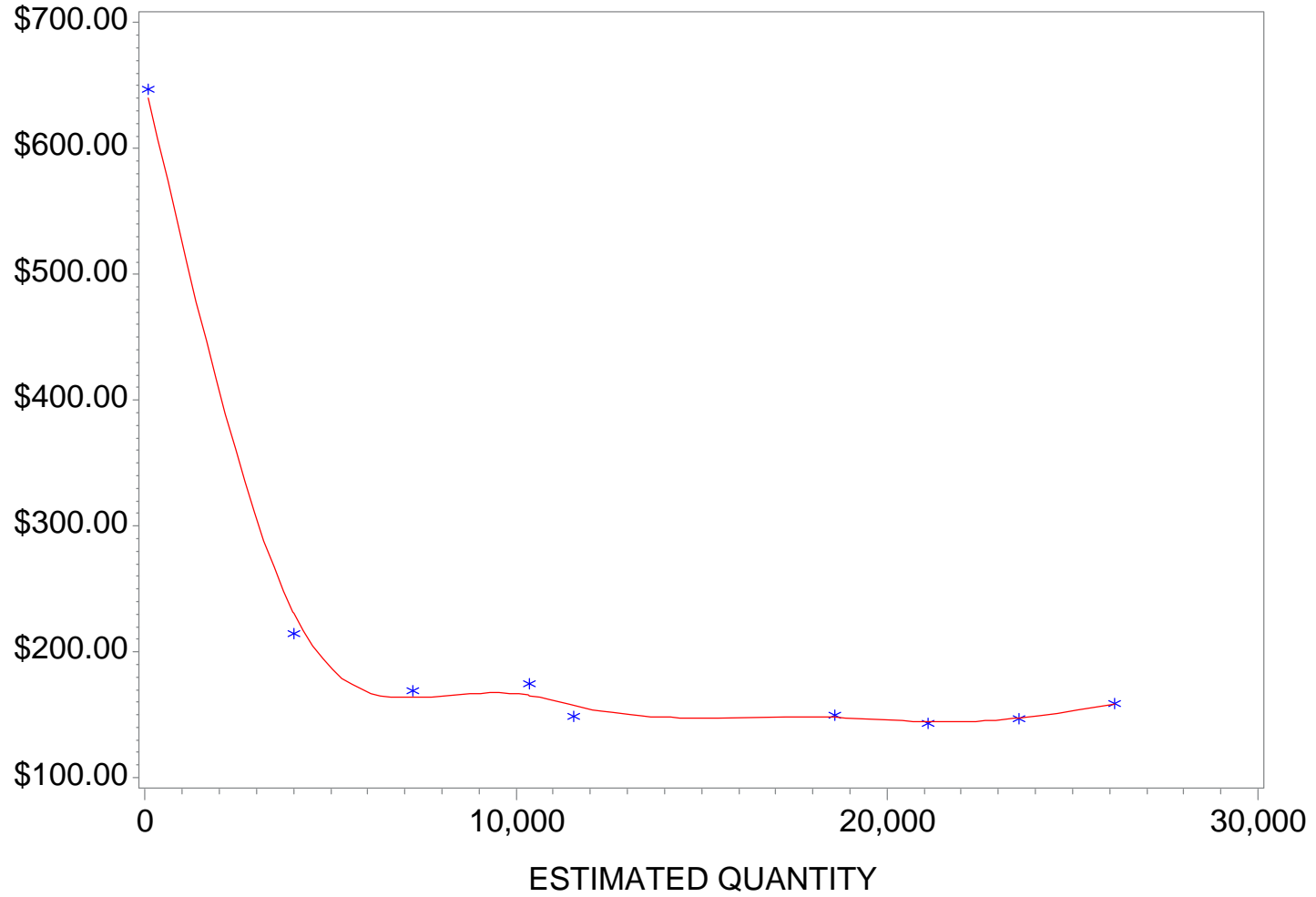
UNIT PRICE BID



New Jersey Department of Transportation Jul 2022 - Jun 2023

ITEM=406005M DESCRIPTION=HIGH PERFORMANCE THIN OVERLAY UNITS=T

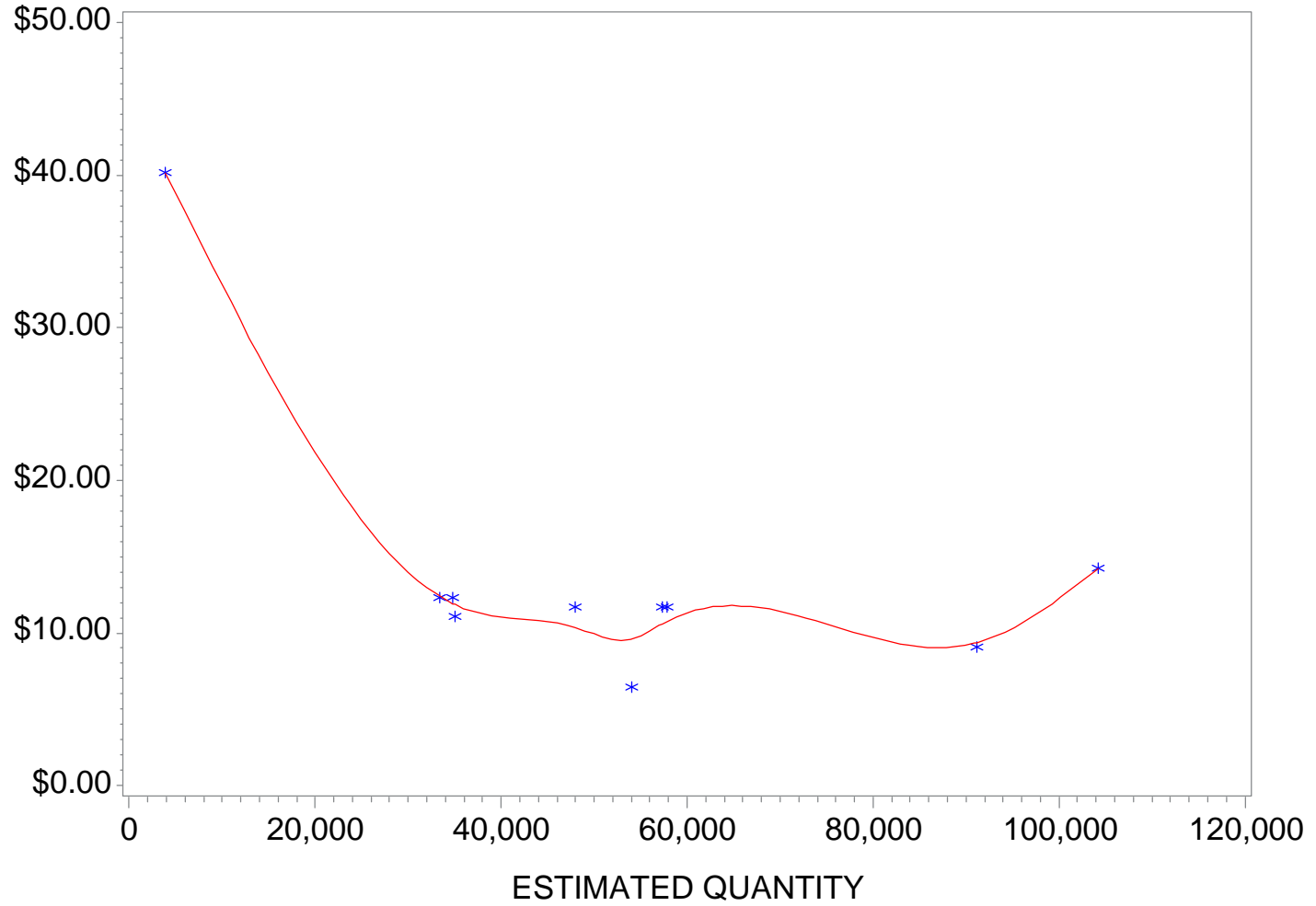
UNIT PRICE BID



New Jersey Department of Transportation Jul 2022 - Jun 2023

ITEM=421011M DESCRIPTION=SLURRY SEAL EMULSION UNITS=GAL

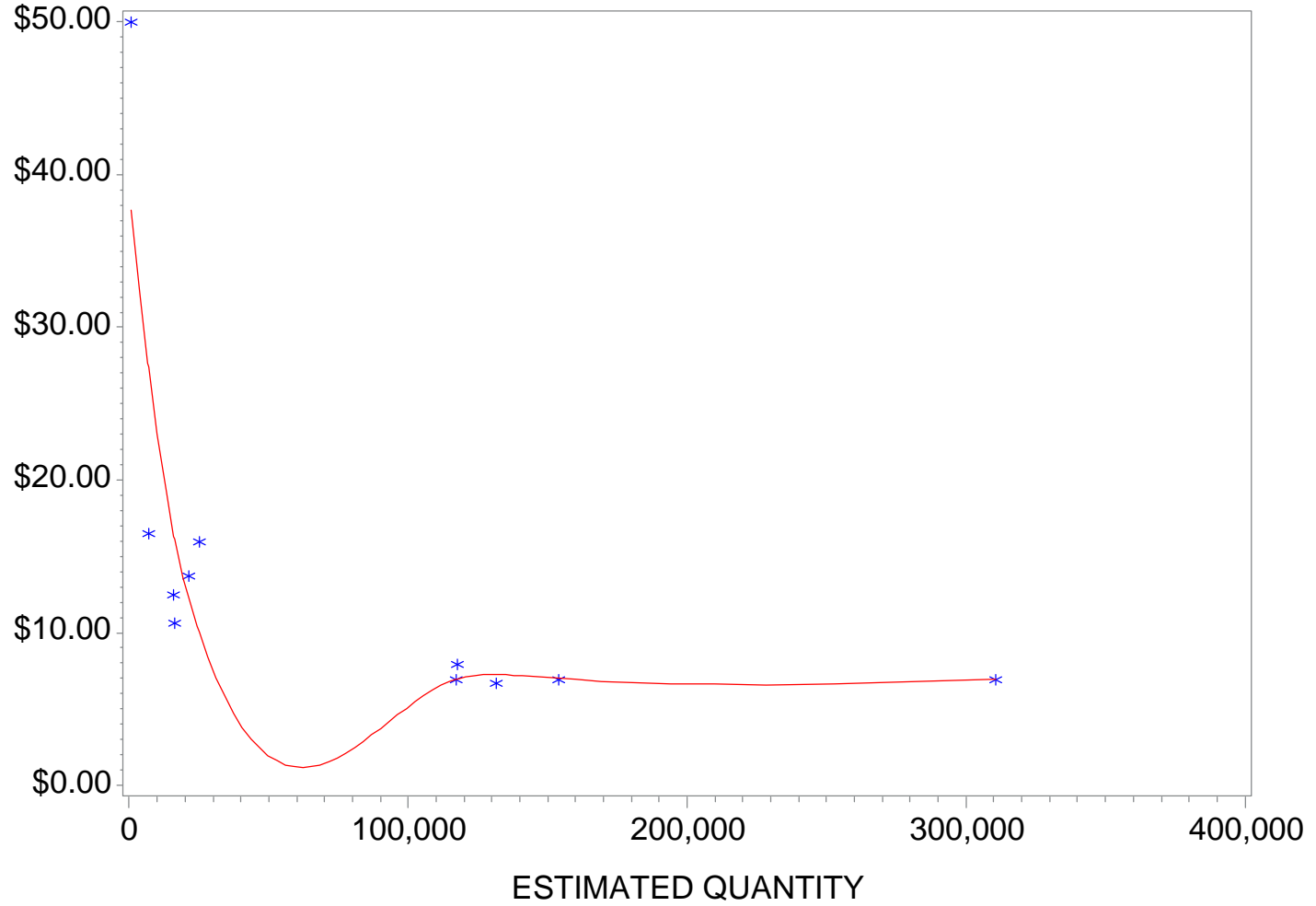
UNIT PRICE BID



New Jersey Department of Transportation Jul 2022 - Jun 2023

ITEM=424110M DESCRIPTION=CHIP SEAL PG88-22FR UNITS=SY

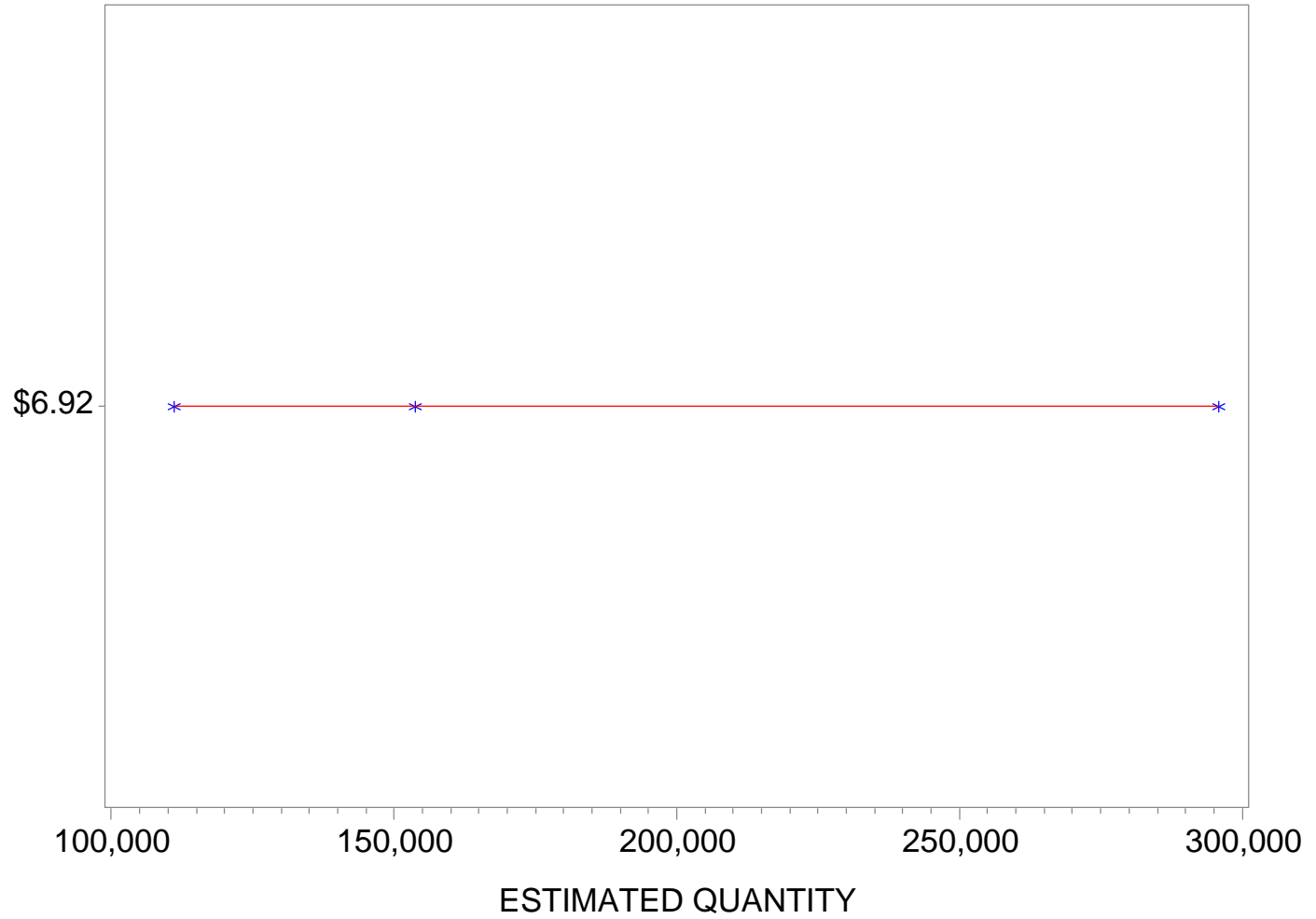
UNIT PRICE BID



New Jersey Department of Transportation
Jul 2022 - Jun 2023

ITEM=425001M DESCRIPTION=SCRUB SEAL UNITS=SY

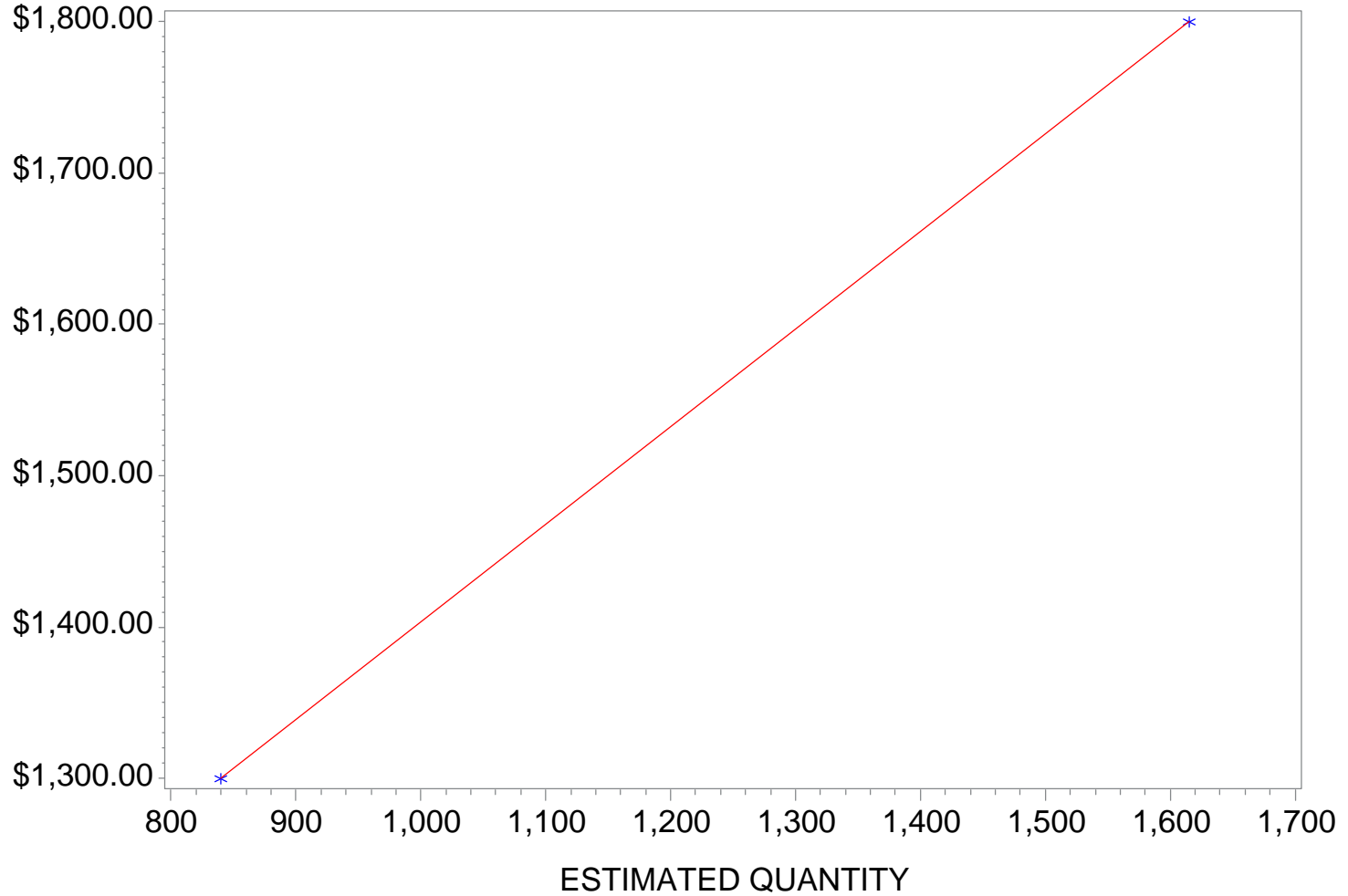
UNIT PRICE BID



New Jersey Department of Transportation Jul 2022 - Jun 2023

ITEM=507024P DESCRIPTION=CONCRETE BRIDGE DECK, HPC UNITS=CY

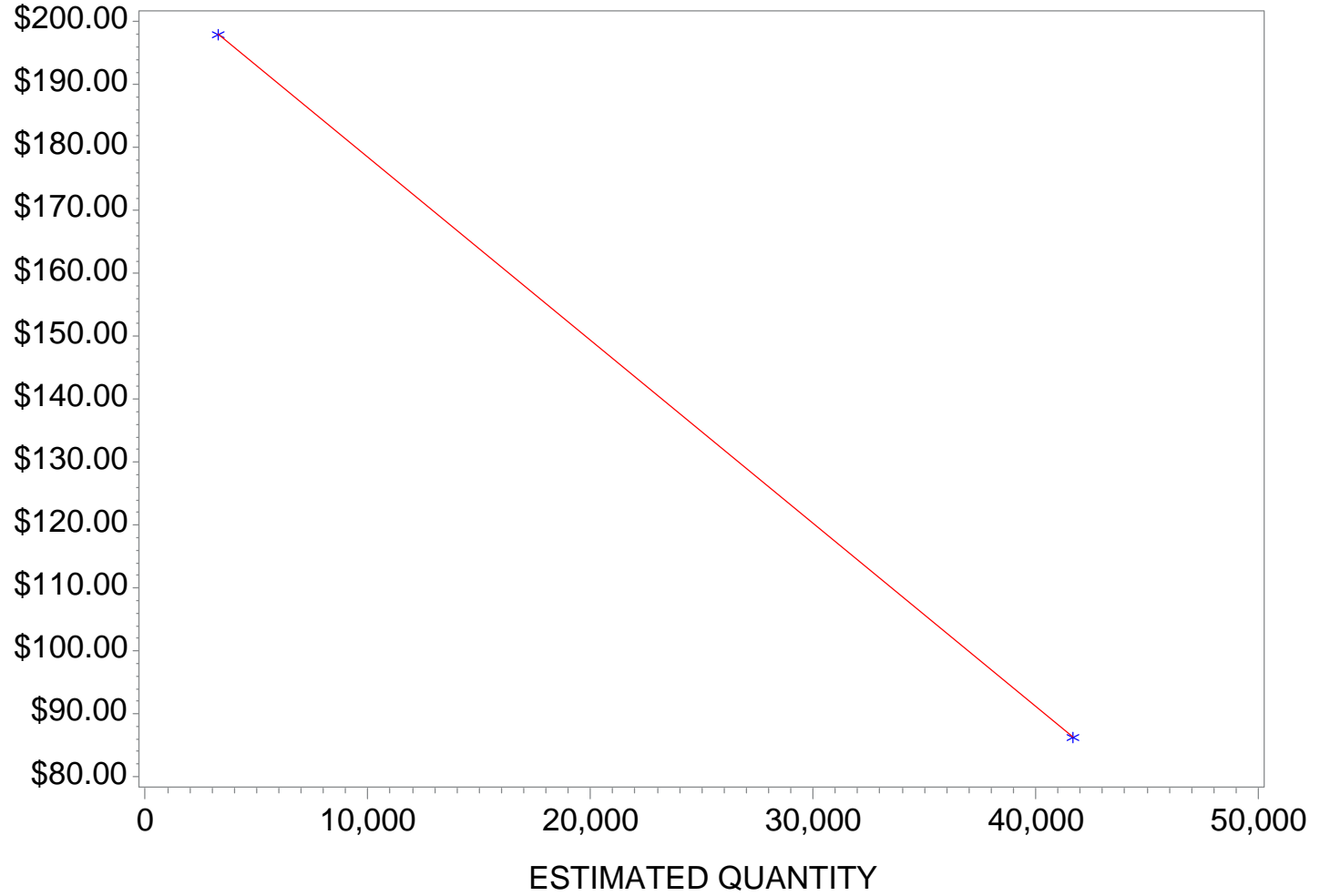
UNIT PRICE BID



New Jersey Department of Transportation Jul 2022 - Jun 2023

ITEM=513003P DESCRIPTION=RETAINING WALL, LOCATION NO. _ UNITS=SF

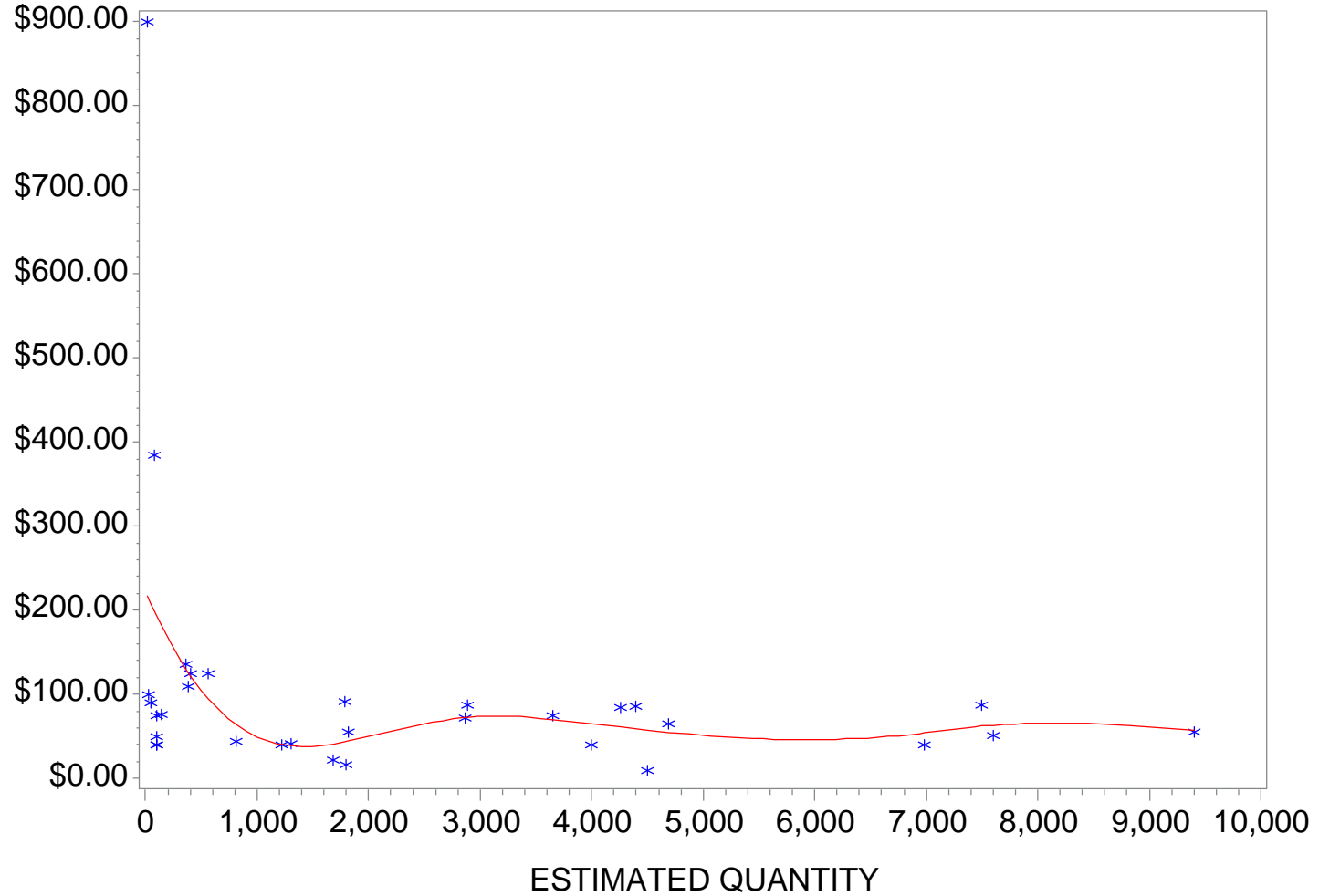
UNIT PRICE BID



New Jersey Department of Transportation Jul 2022 - Jun 2023

ITEM=607018P DESCRIPTION=9" X 16" CONCRETE VERTICAL CUR UNITS=LF

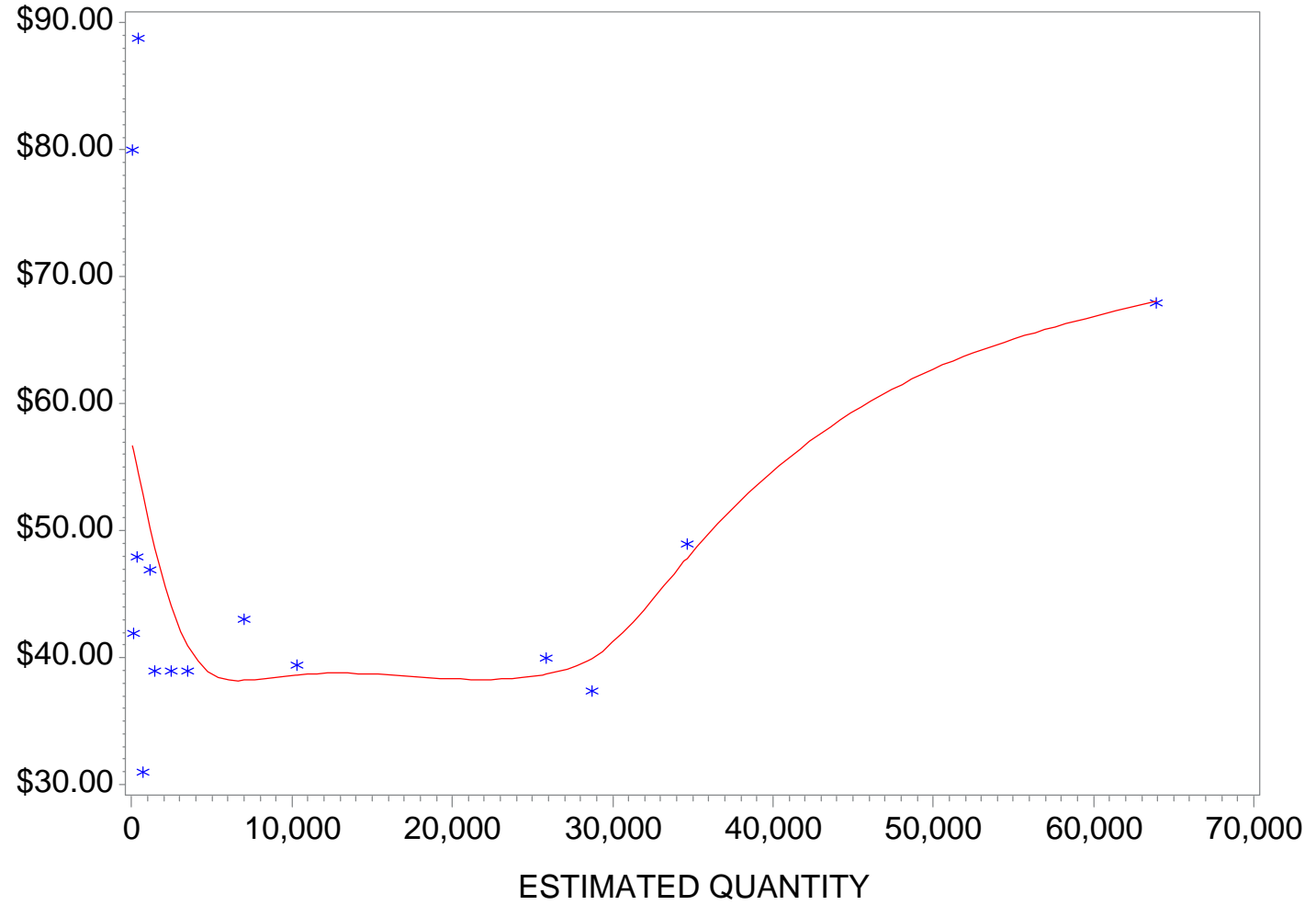
UNIT PRICE BID



New Jersey Department of Transportation Jul 2022 - Jun 2023

ITEM=609003M DESCRIPTION=BEAM GUIDE RAIL UNITS=LF

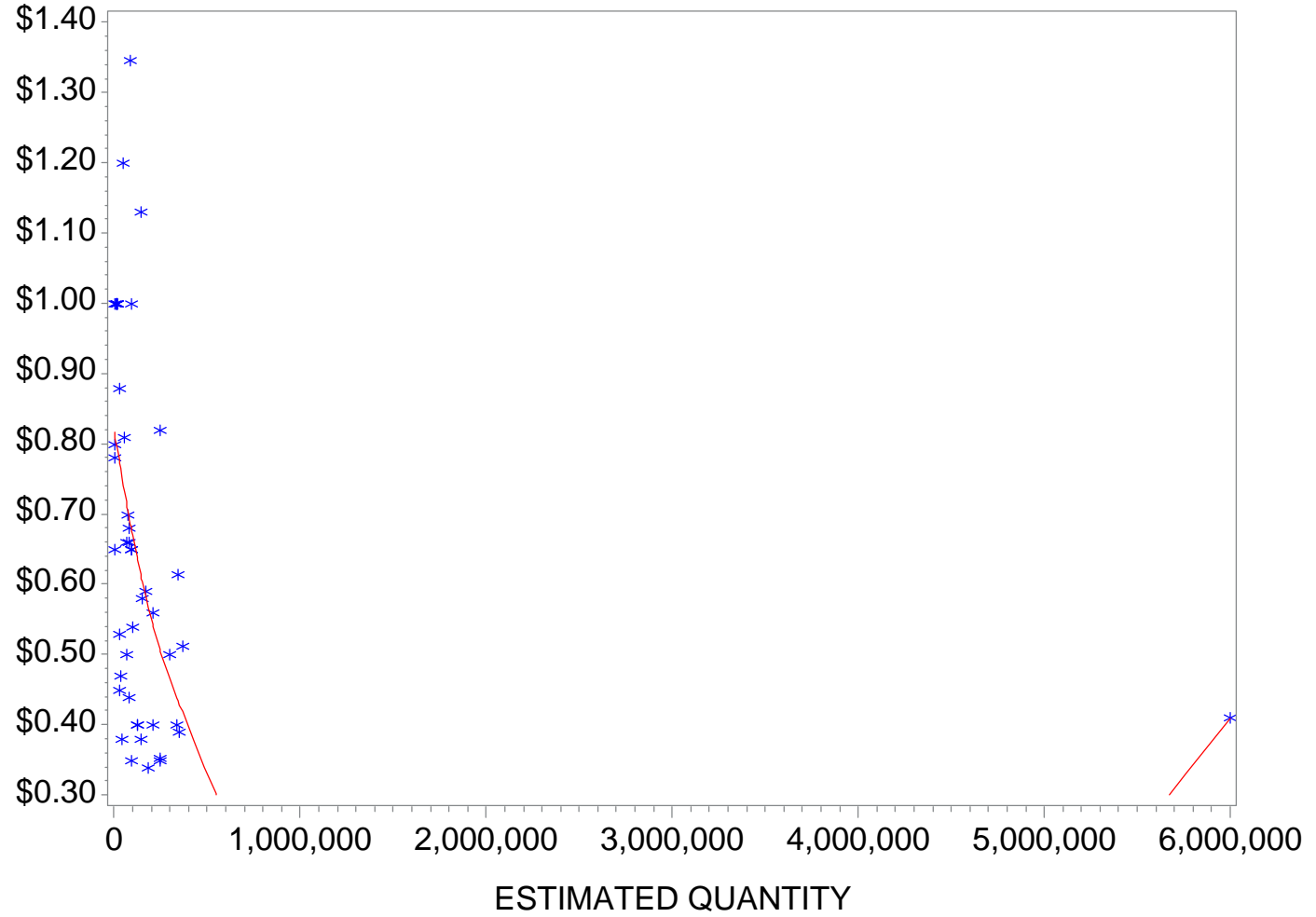
UNIT PRICE BID



New Jersey Department of Transportation Jul 2022 - Jun 2023

ITEM=610003M DESCRIPTION=TRAFFIC STRIPES, 4" UNITS=LF

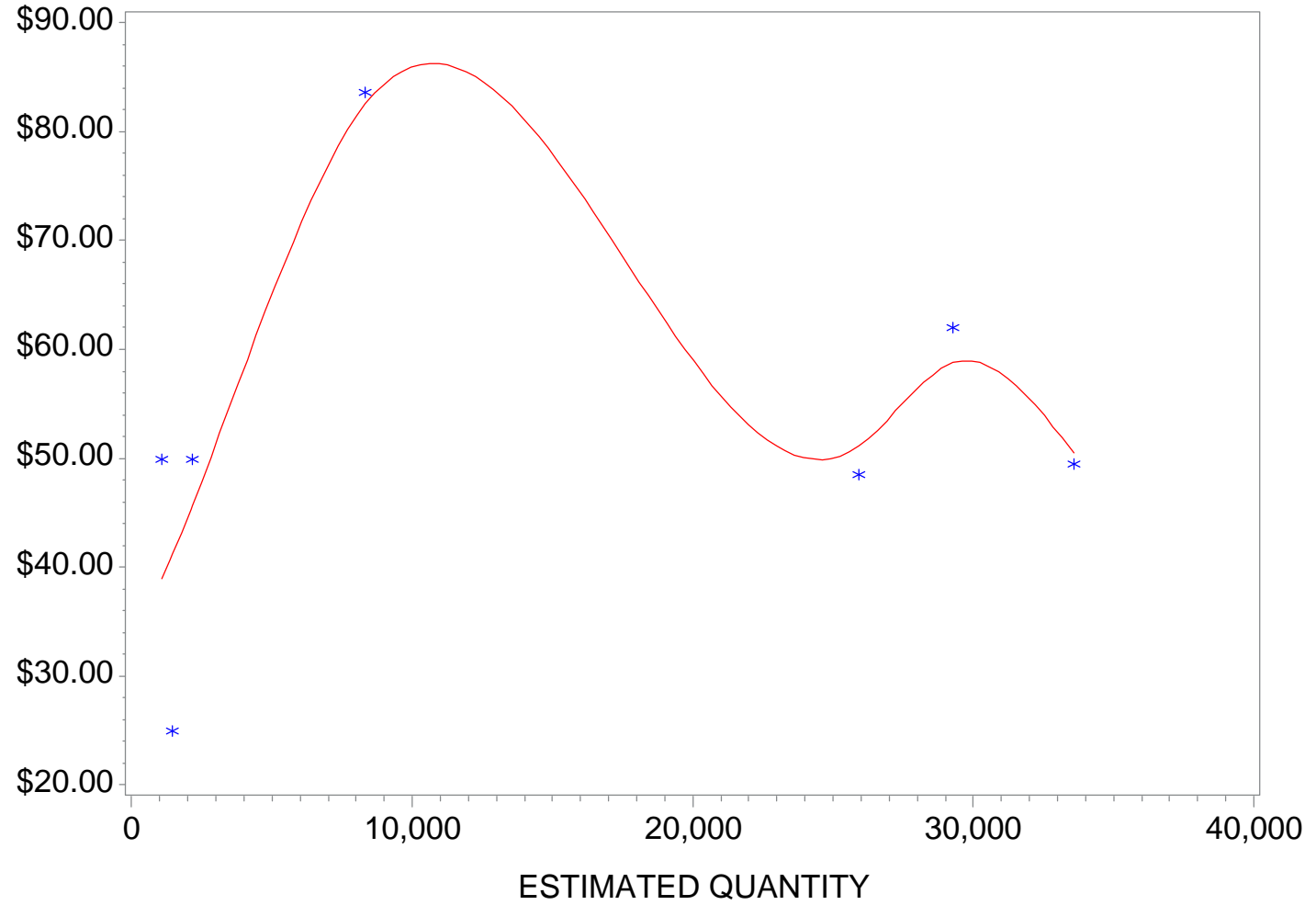
UNIT PRICE BID



New Jersey Department of Transportation Jul 2022 - Jun 2023

ITEM=704002M DESCRIPTION=ITS CONDUIT, TYPE A UNITS=LF

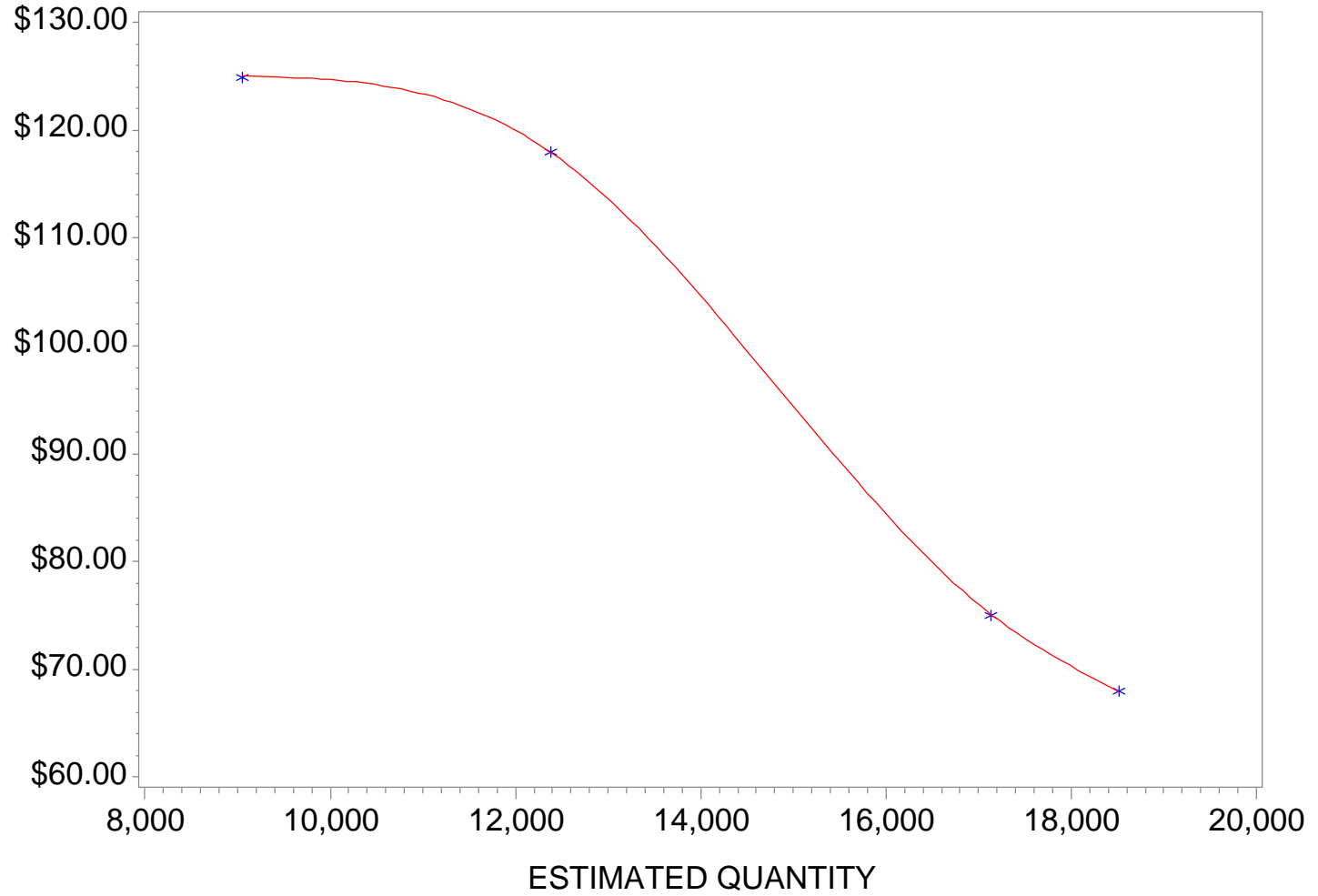
UNIT PRICE BID



New Jersey Department of Transportation Jul 2022 - Jun 2023

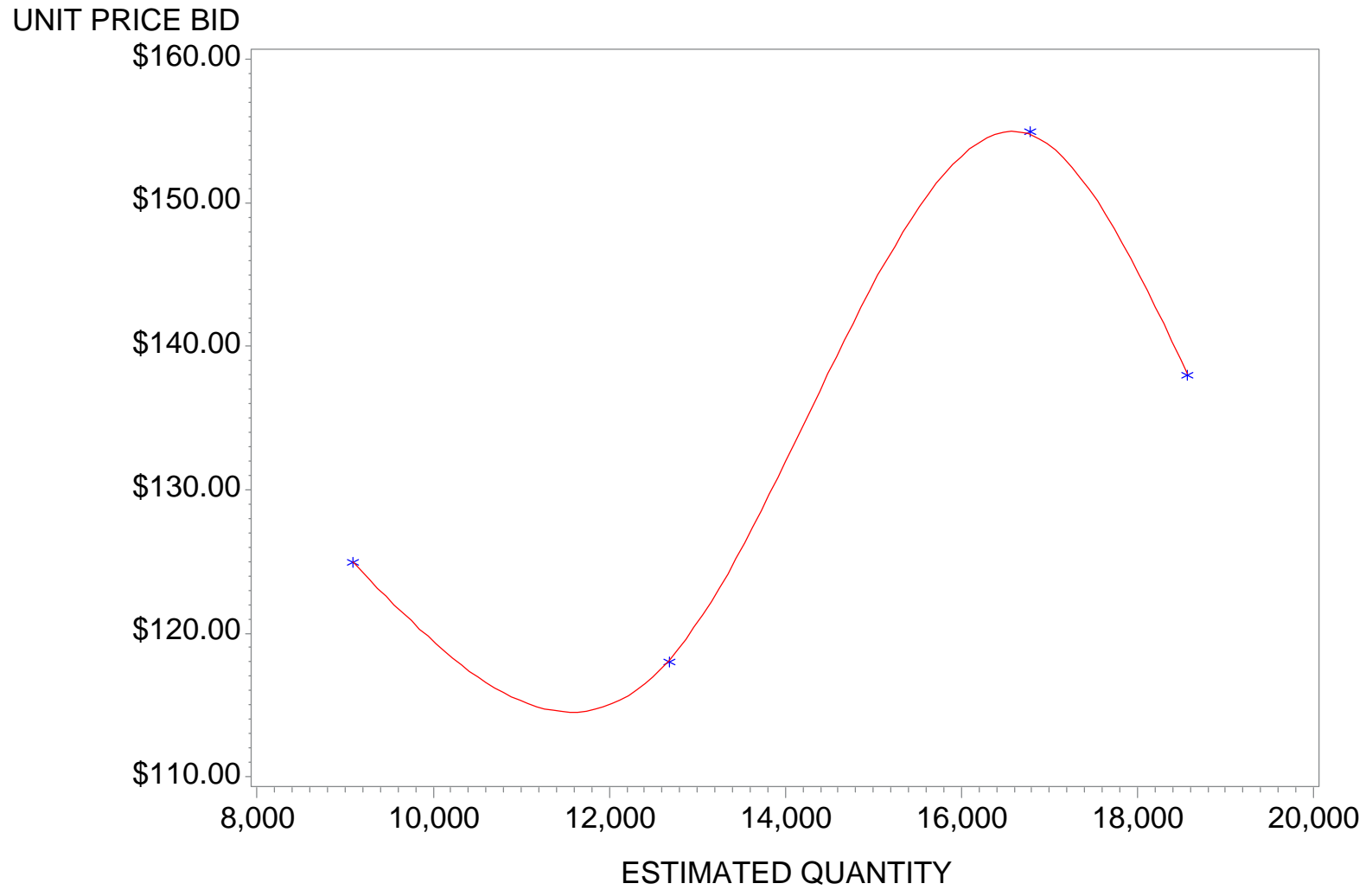
ITEM=MMB087M DESCRIPTION=DECK JOINT RESEAL (SILICON) UNITS=LF

UNIT PRICE BID



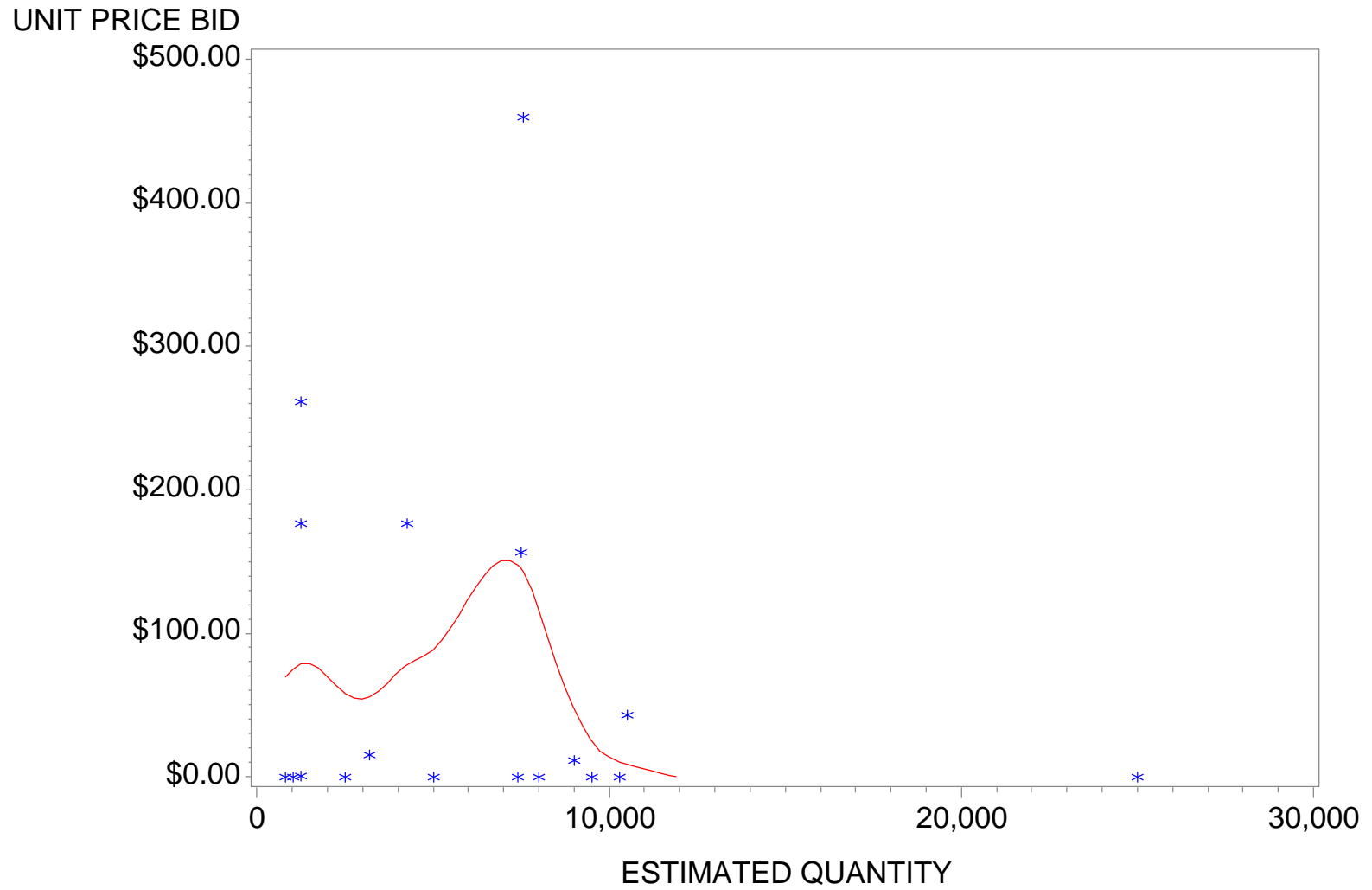
New Jersey Department of Transportation Jul 2022 - Jun 2023

ITEM=MMB089M DESCRIPTION=DECK JOINT REPAIR UNITS=LF



New Jersey Department of Transportation Jul 2022 - Jun 2023

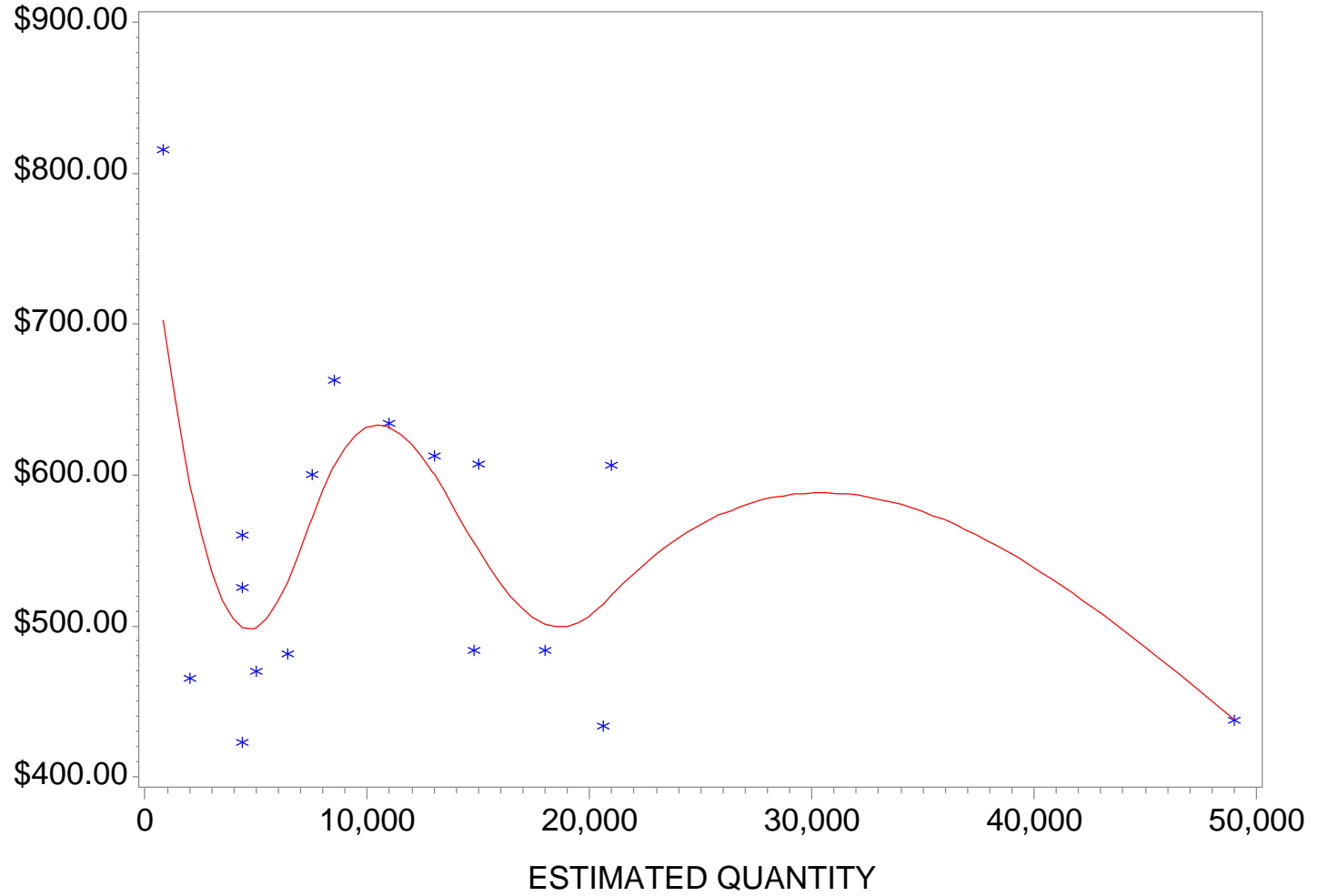
ITEM=MMB172M DESCRIPTION=LANE CLOSURES UNITS=HOUR



New Jersey Department of Transportation Jul 2022 - Jun 2023

ITEM=MMB186M DESCRIPTION=LABOR CREW UNITS=HOUR

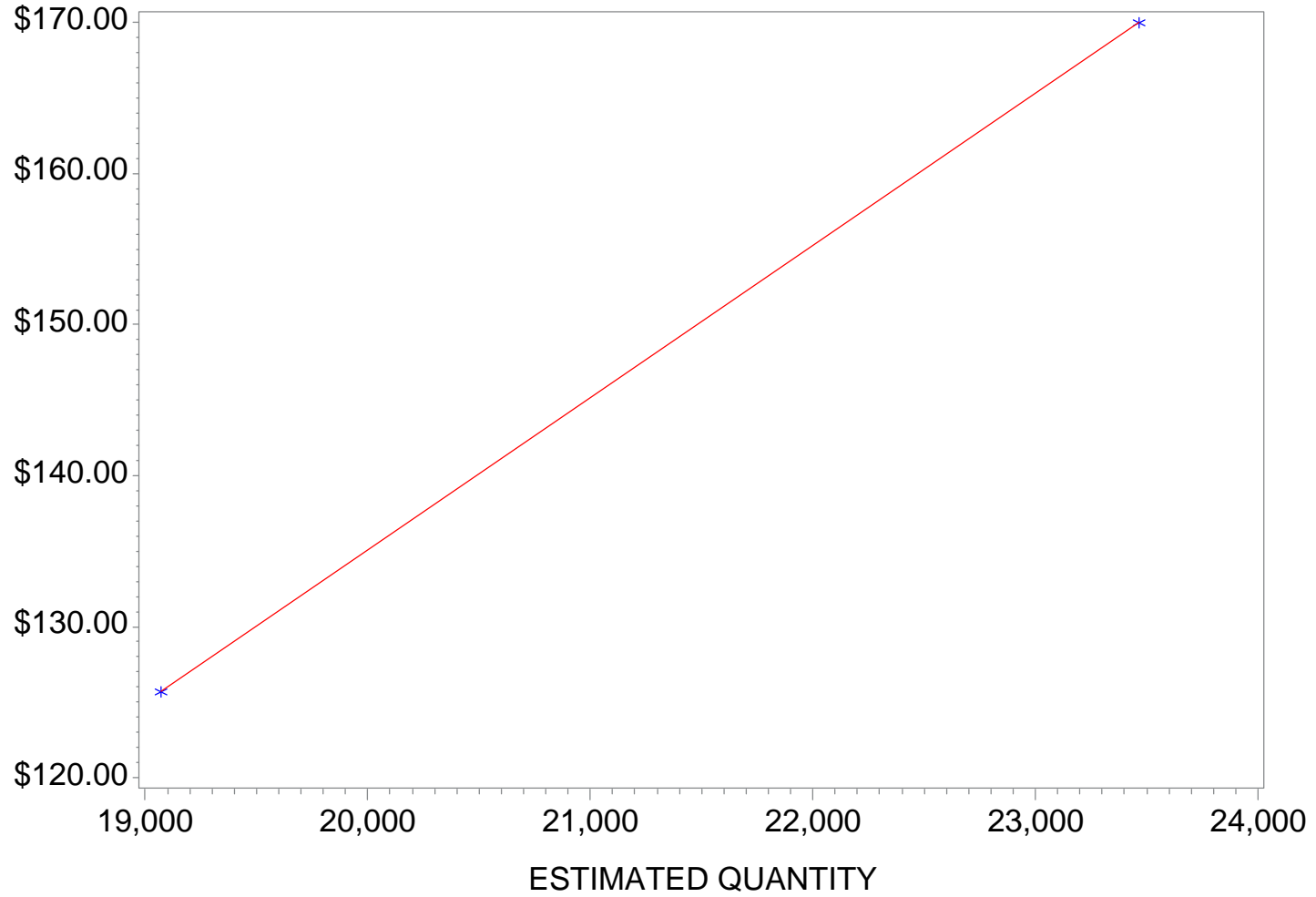
UNIT PRICE BID



New Jersey Department of Transportation Jul 2022 - Jun 2023

ITEM=MMG094M DESCRIPTION=DREDG, PROCESSING, TRNSPRT, PL UNITS=CY

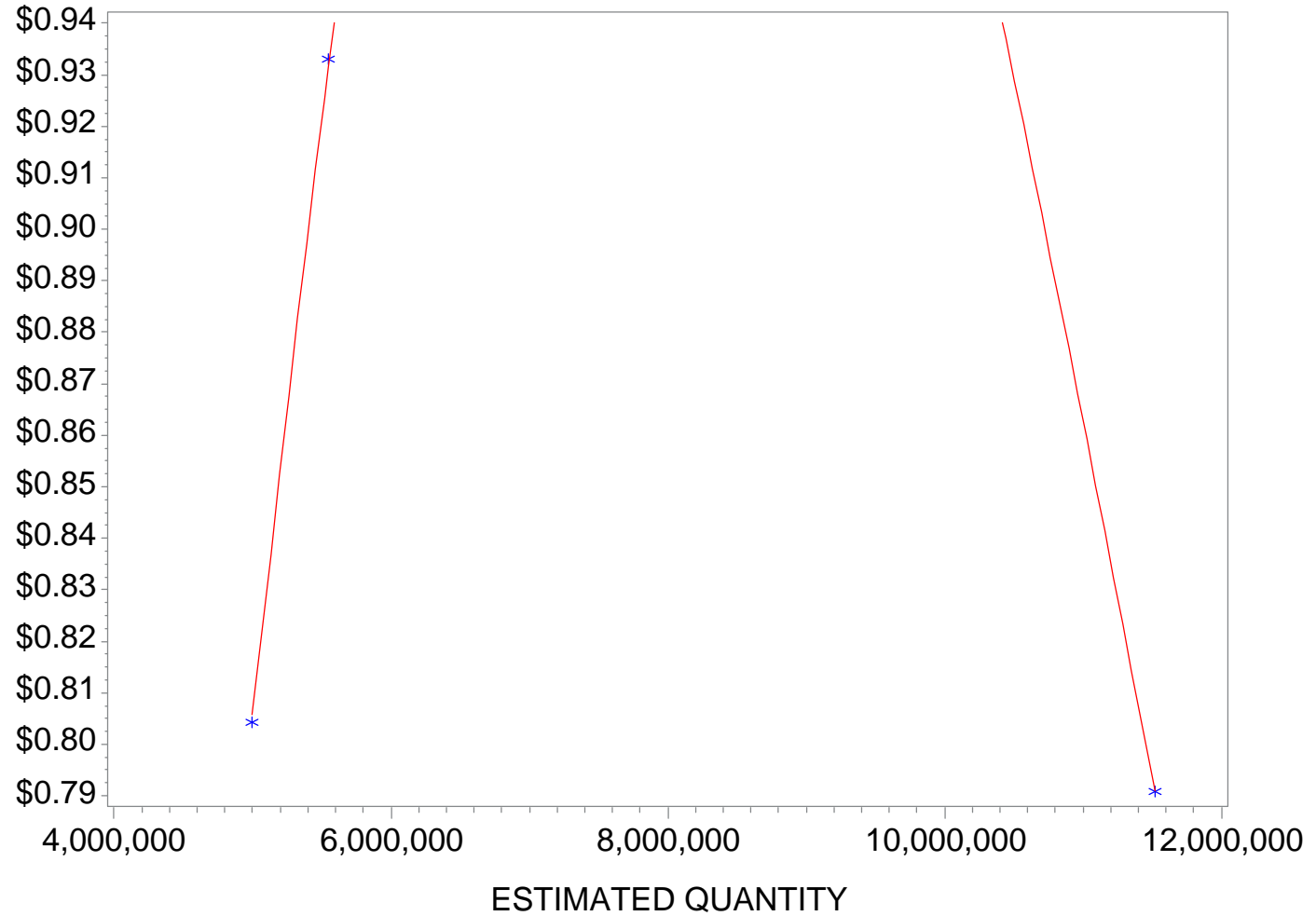
UNIT PRICE BID



New Jersey Department of Transportation Jul 2022 - Jun 2023

ITEM=MMG095M DESCRIPTION=ADJUSTMENT FACTOR UNITS=PCT

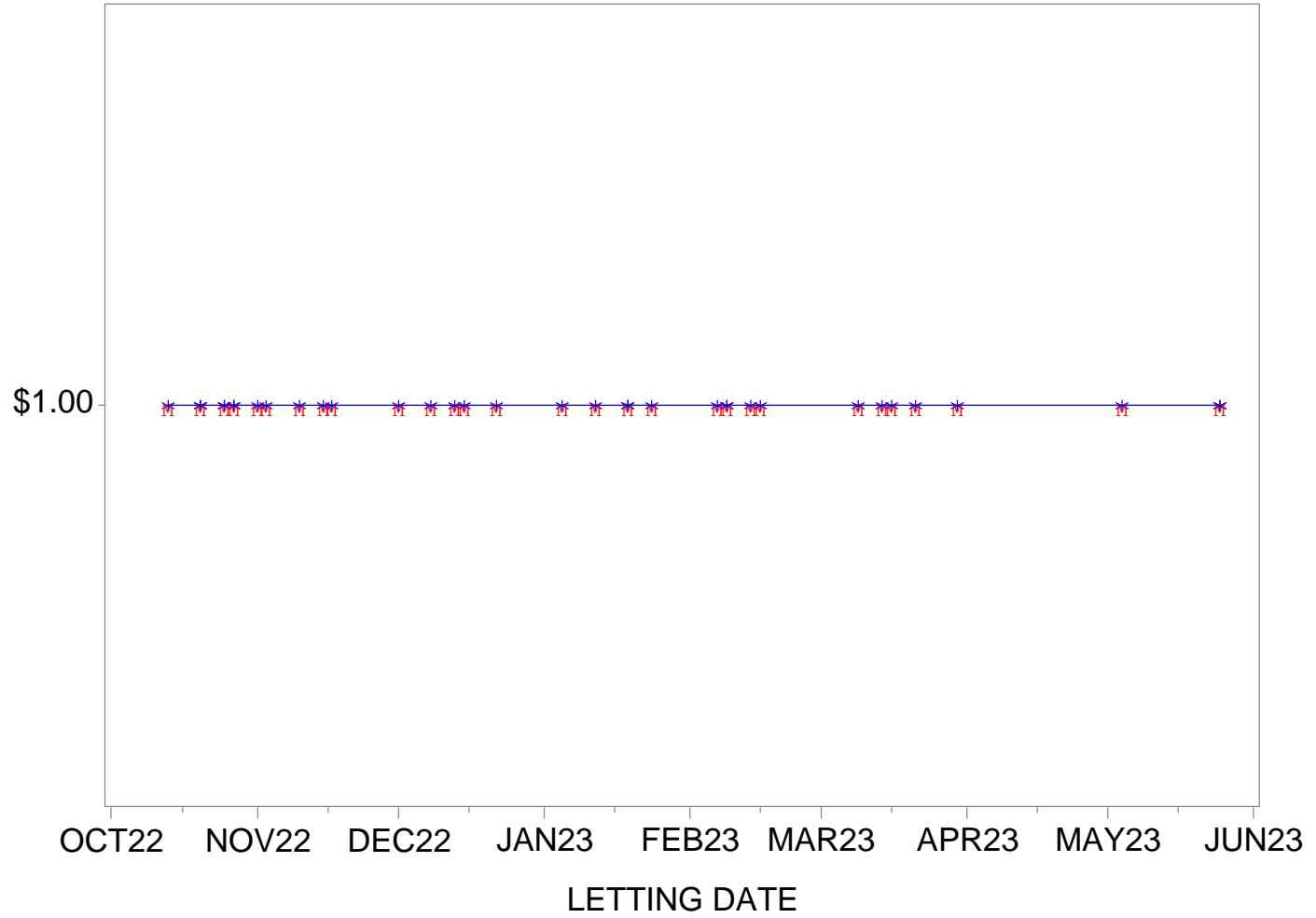
UNIT PRICE BID



New Jersey Department of Transportation
Jul 2022 - Jun 2023

ITEM=109006M DESCRIPTION=FORCE ACCOUNT UNITS=DOLL

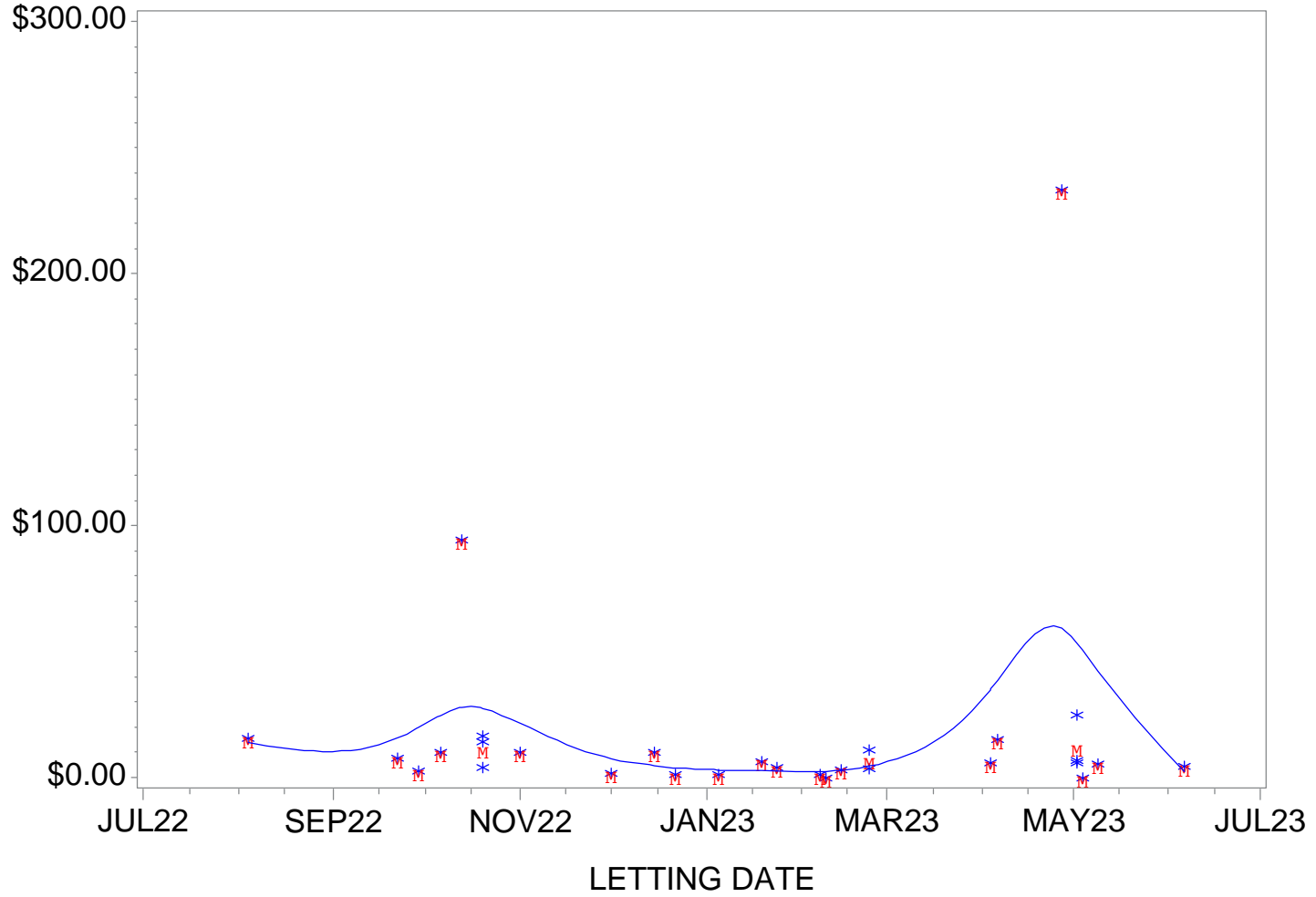
UNIT PRICE BID



New Jersey Department of Transportation Jul 2022 - Jun 2023

ITEM=401009P DESCRIPTION=HMA MILLING, 3" OR LESS UNITS=SY

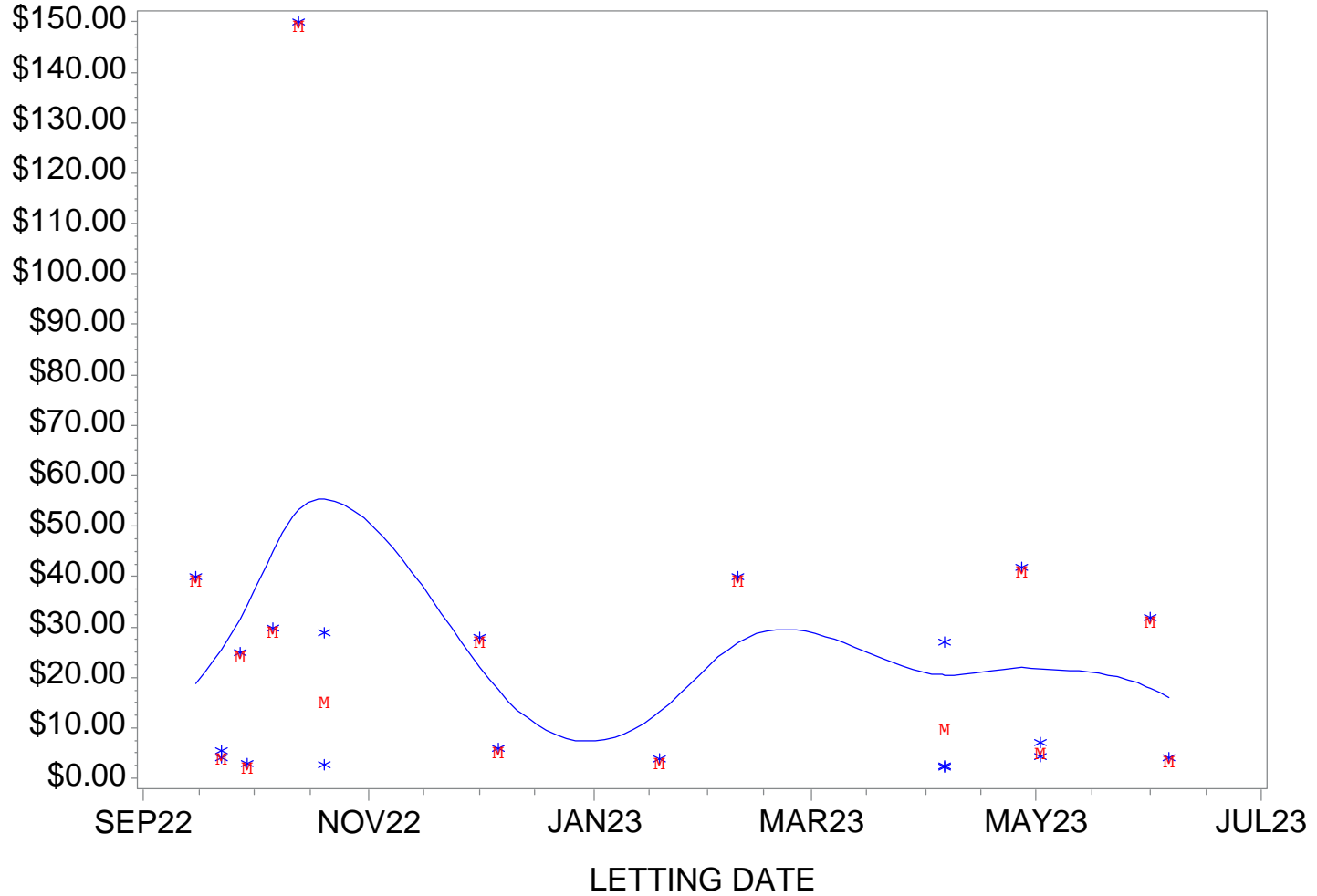
UNIT PRICE BID



New Jersey Department of Transportation Jul 2022 - Jun 2023

ITEM=401017P DESCRIPTION=MICRO-MILLING UNITS=SY

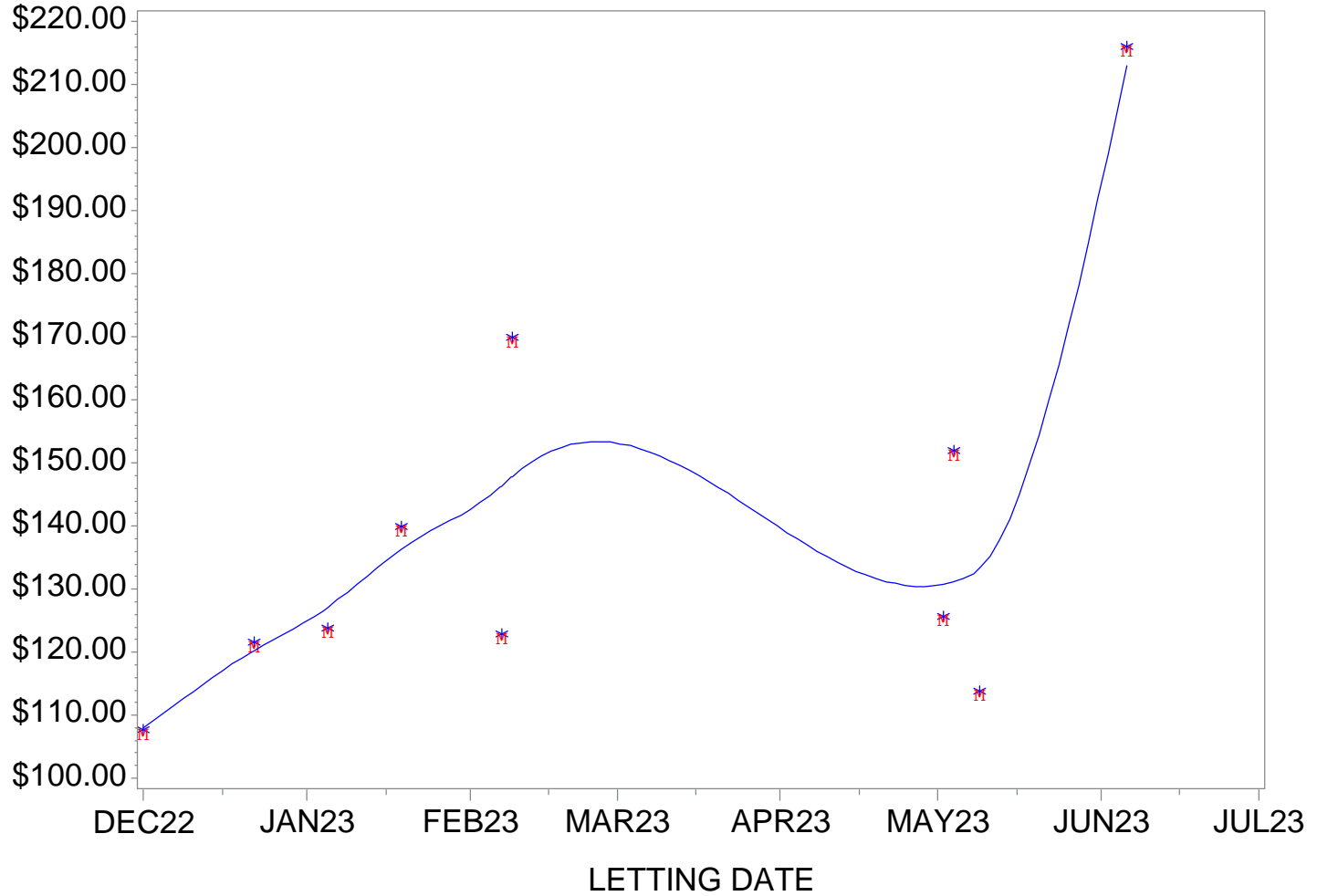
UNIT PRICE BID



New Jersey Department of Transportation Jul 2022 - Jun 2023

ITEM=401042M DESCRIPTION=HOT MIX ASPHALT 9.5 M 64 SURFA UNITS=T

UNIT PRICE BID



New Jersey Department of Transportation Jul 2022 - Jun 2023

ITEM=401054M DESCRIPTION=HOT MIX ASPHALT 12.5 M 64 SURF UNITS=T

UNIT PRICE BID

\$3,000.00

\$2,000.00

\$1,000.00

\$0.00

JUL22

SEP22

NOV22

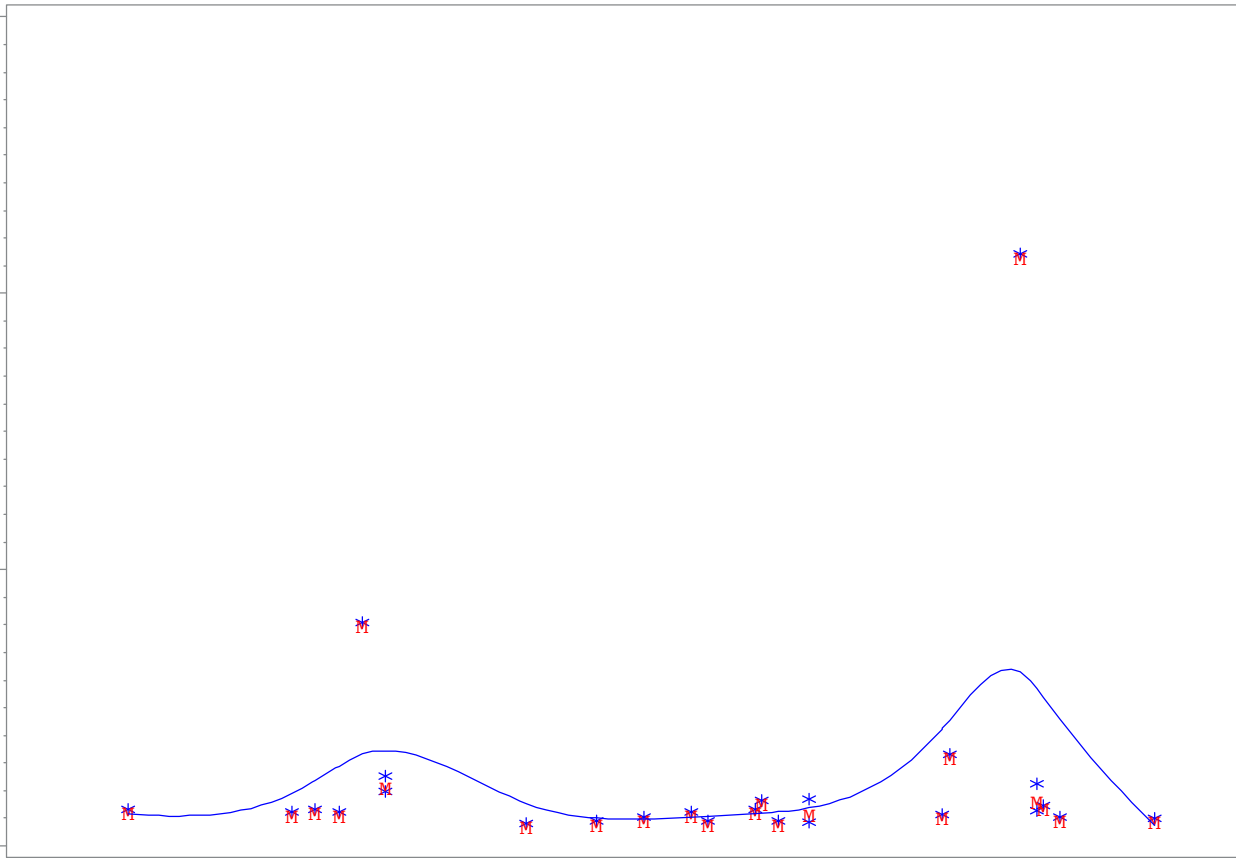
JAN23

MAR23

MAY23

JUL23

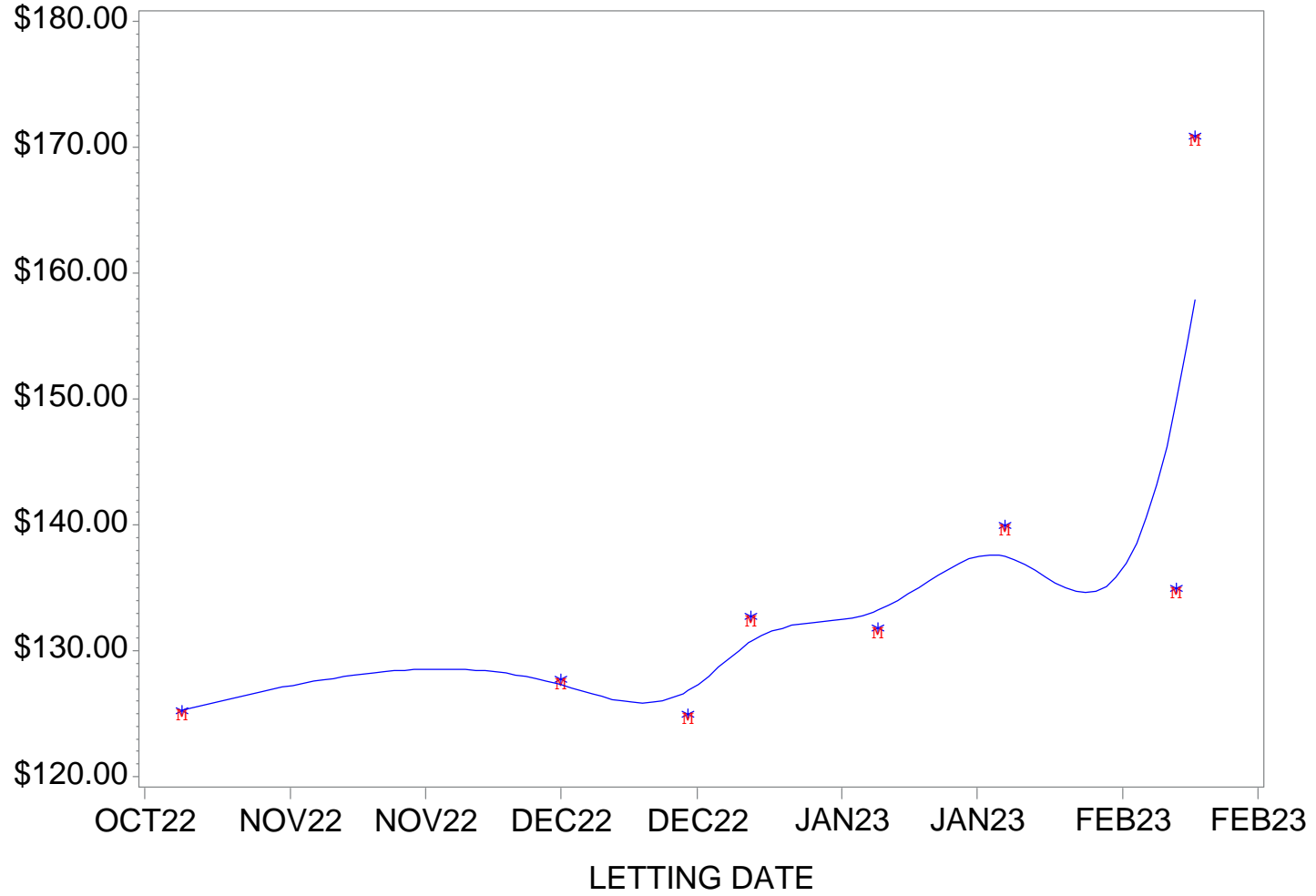
LETTING DATE



New Jersey Department of Transportation Jul 2022 - Jun 2023

ITEM=401061M DESCRIPTION=HMA 12.5 M E SURFACE COURSE UNITS=T

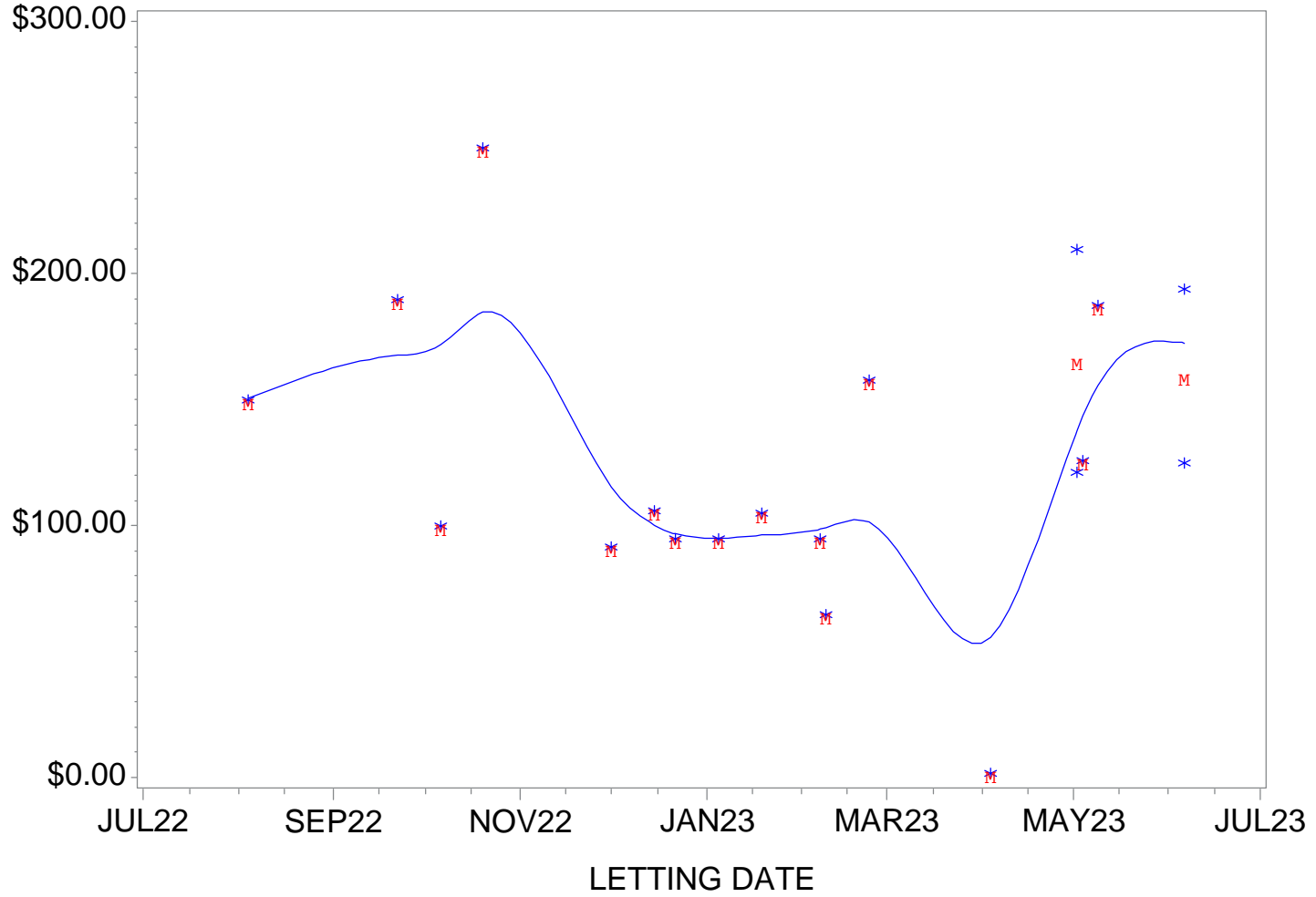
UNIT PRICE BID



New Jersey Department of Transportation Jul 2022 - Jun 2023

ITEM=401099M DESCRIPTION=HOT MIX ASPHALT 25 M 64 BASE C UNITS=T

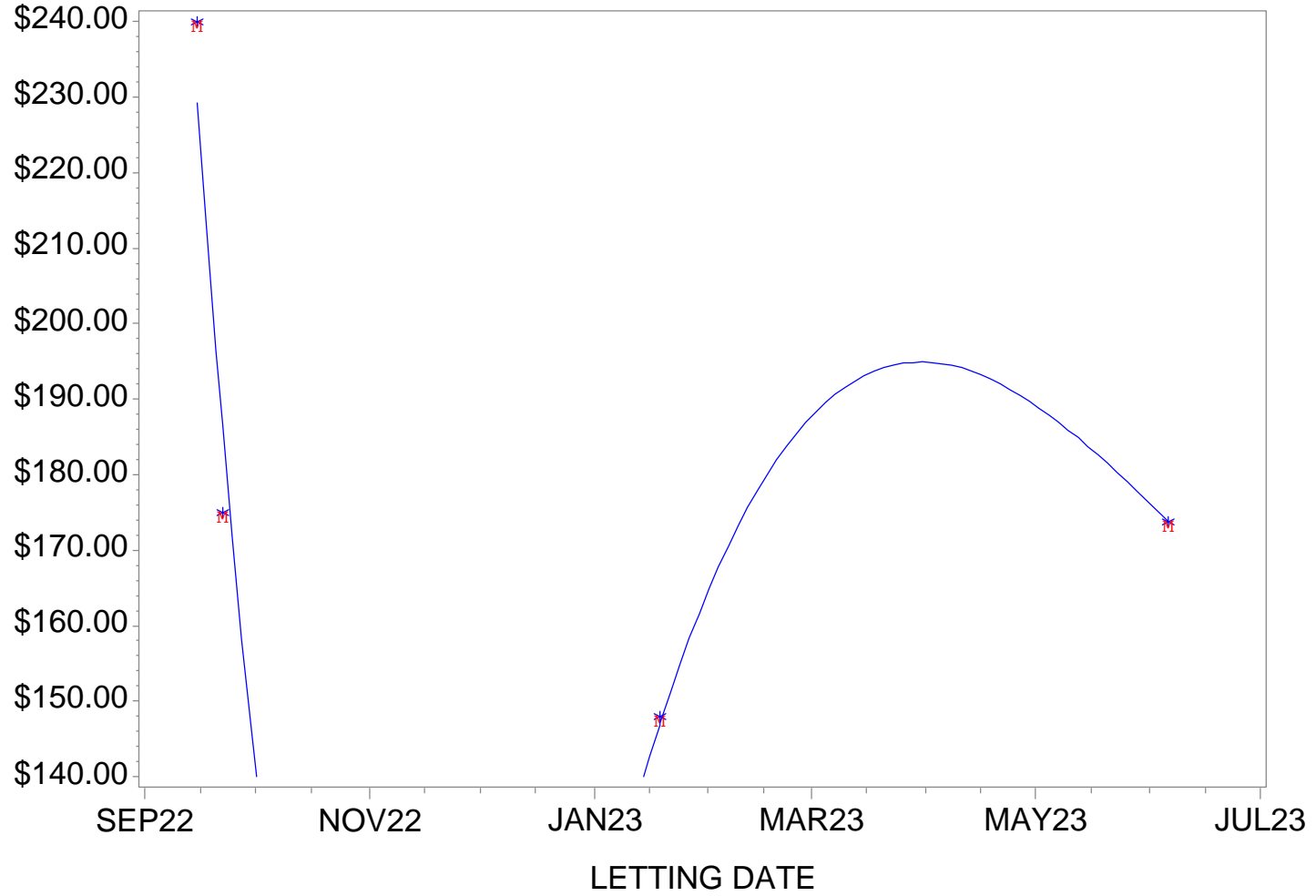
UNIT PRICE BID



New Jersey Department of Transportation Jul 2022 - Jun 2023

ITEM=403003M DESCRIPTION=ULTRA-THIN FRICTION COURSE UNITS=T

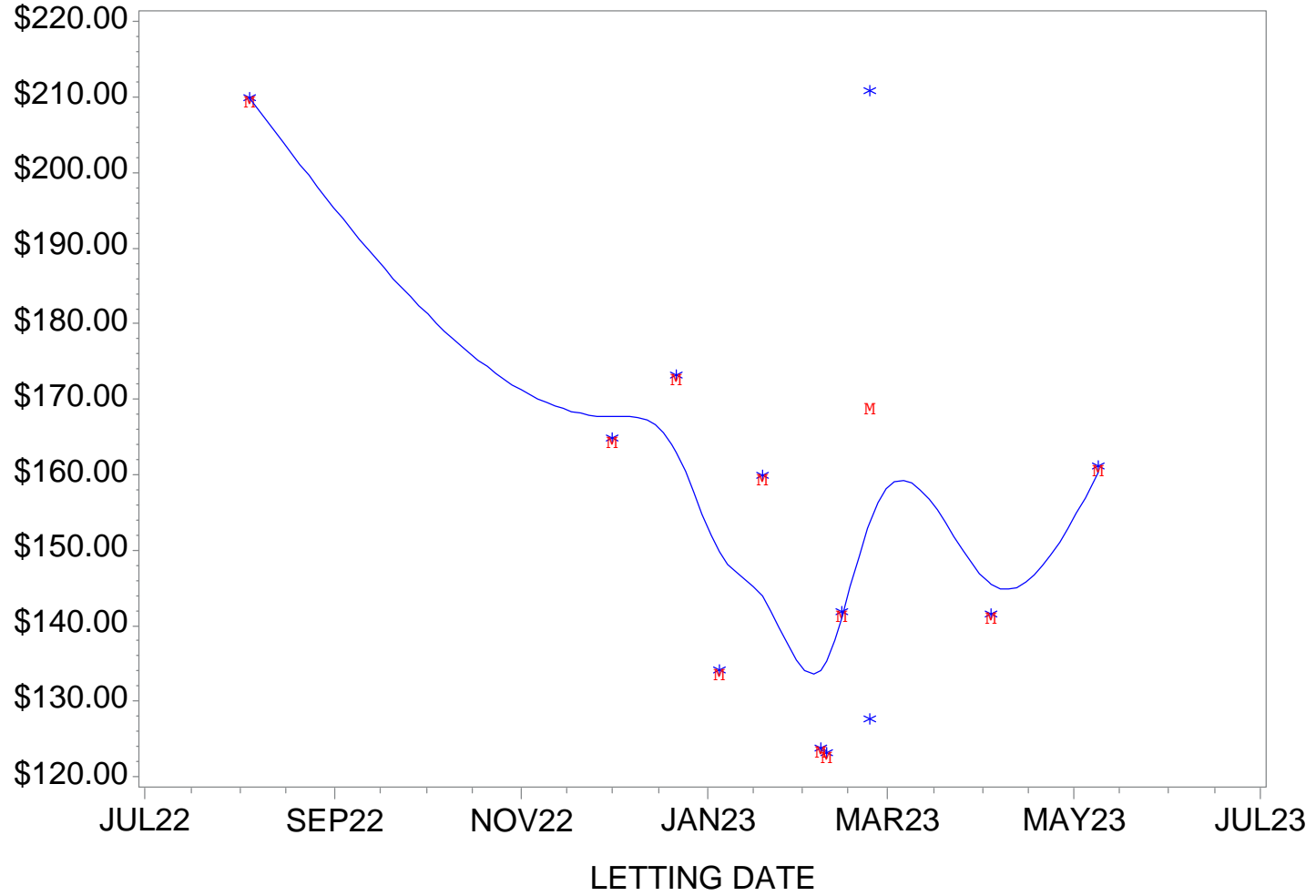
UNIT PRICE BID



New Jersey Department of Transportation Jul 2022 - Jun 2023

ITEM=404006M DESCRIPTION=STONE MATRIX ASPHALT 12.5 MM S UNITS=T

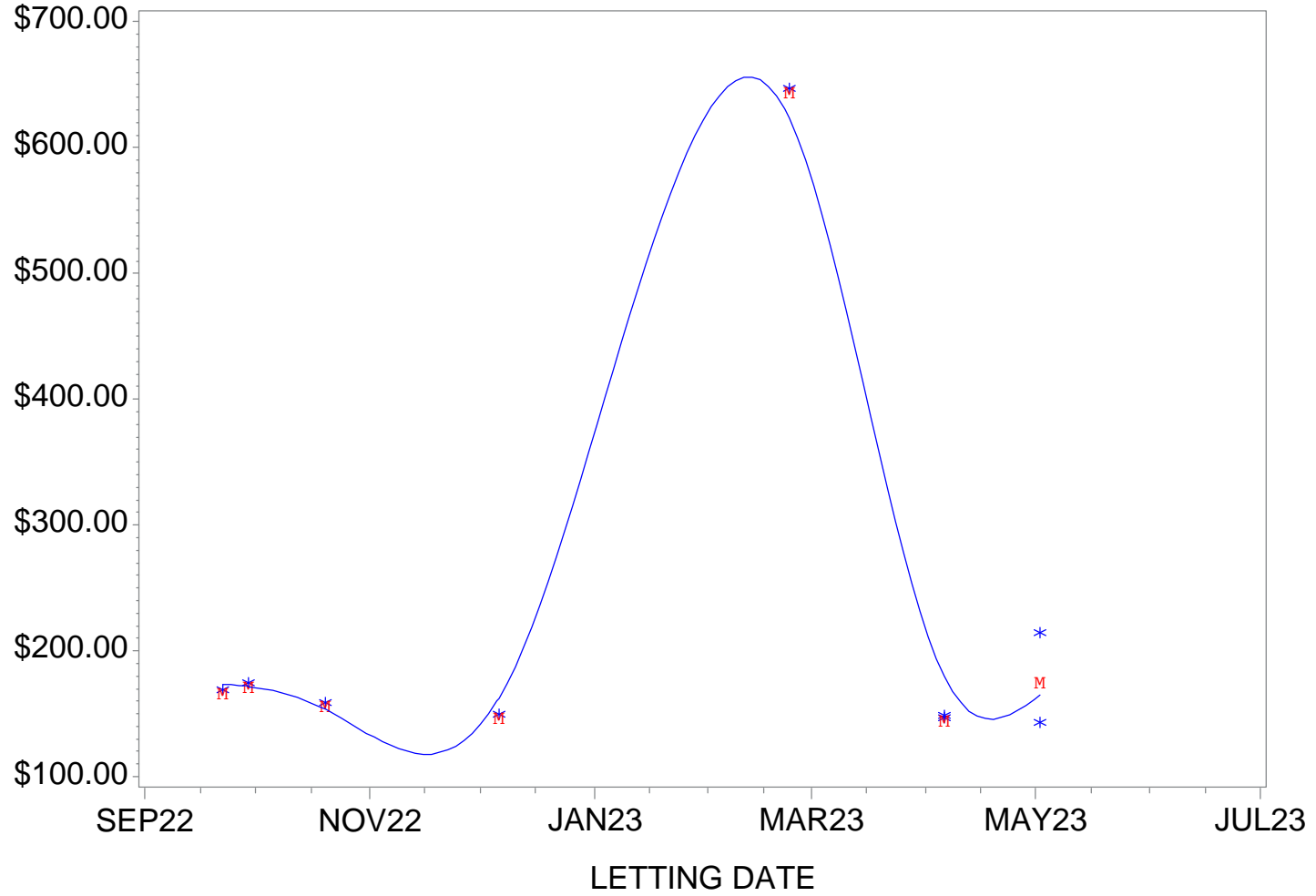
UNIT PRICE BID



New Jersey Department of Transportation Jul 2022 - Jun 2023

ITEM=406005M DESCRIPTION=HIGH PERFORMANCE THIN OVERLAY UNITS=T

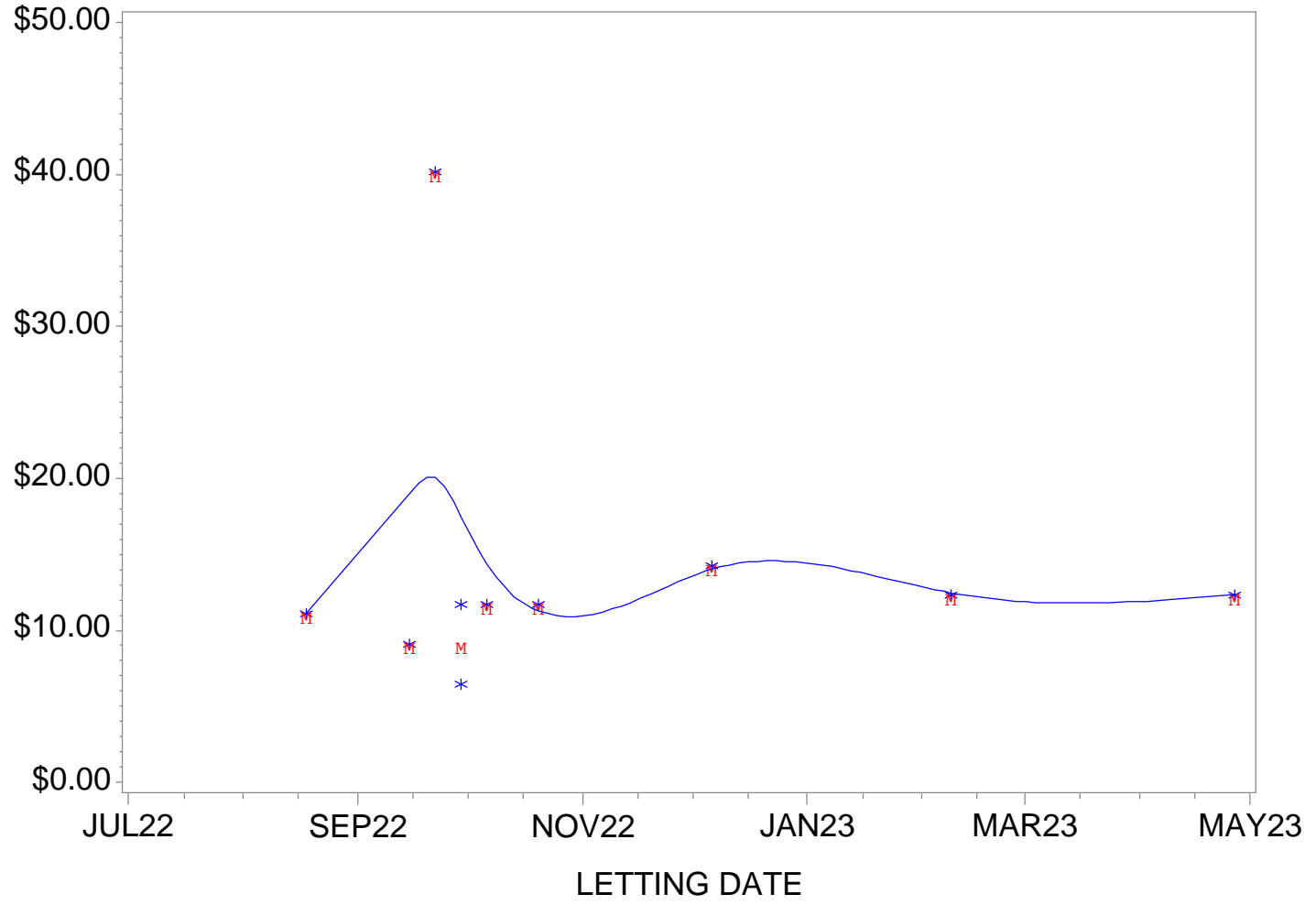
UNIT PRICE BID



New Jersey Department of Transportation Jul 2022 - Jun 2023

ITEM=421011M DESCRIPTION=SLURRY SEAL EMULSION UNITS=GAL

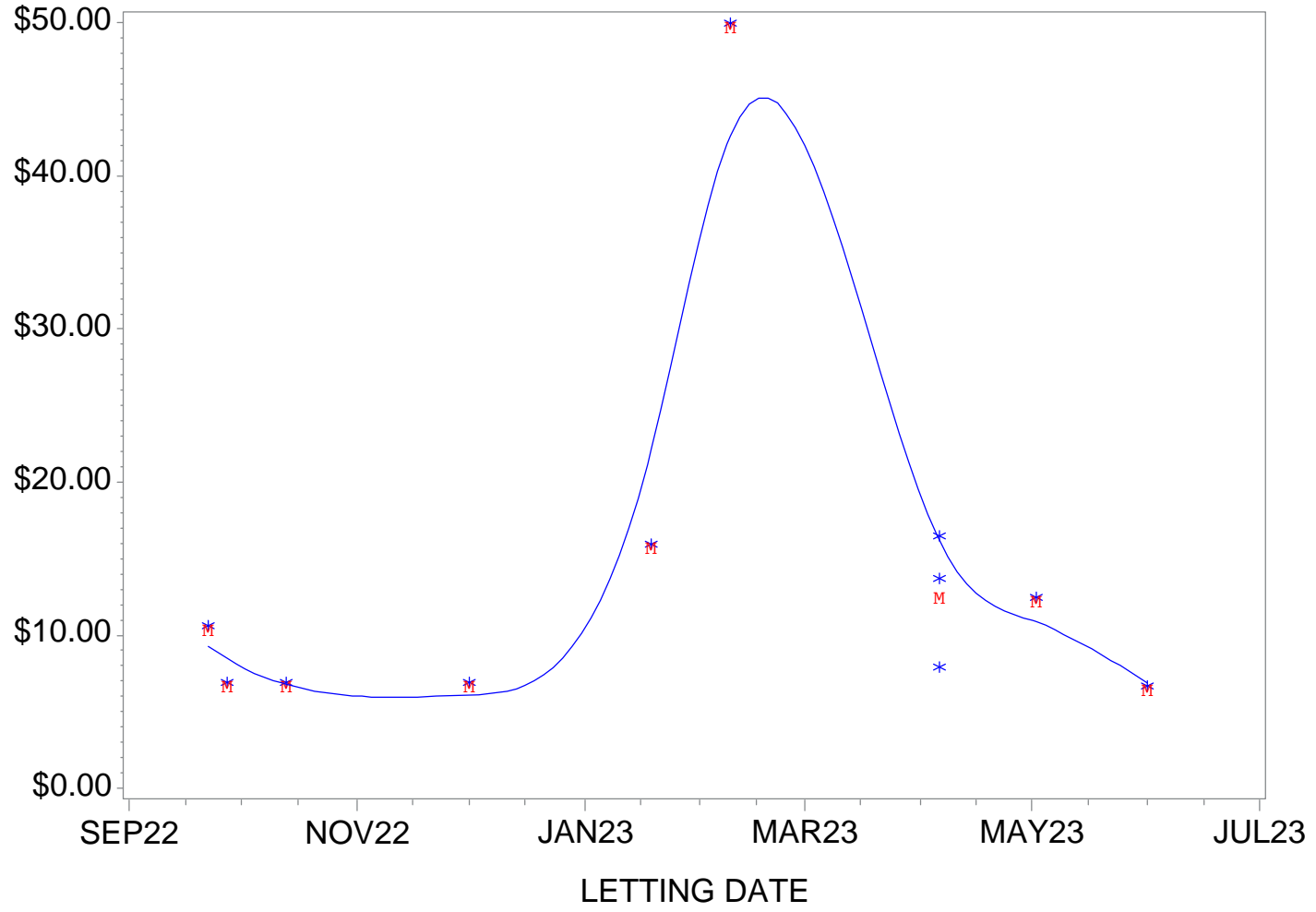
UNIT PRICE BID



New Jersey Department of Transportation Jul 2022 - Jun 2023

ITEM=424110M DESCRIPTION=CHIP SEAL PG88-22FR UNITS=SY

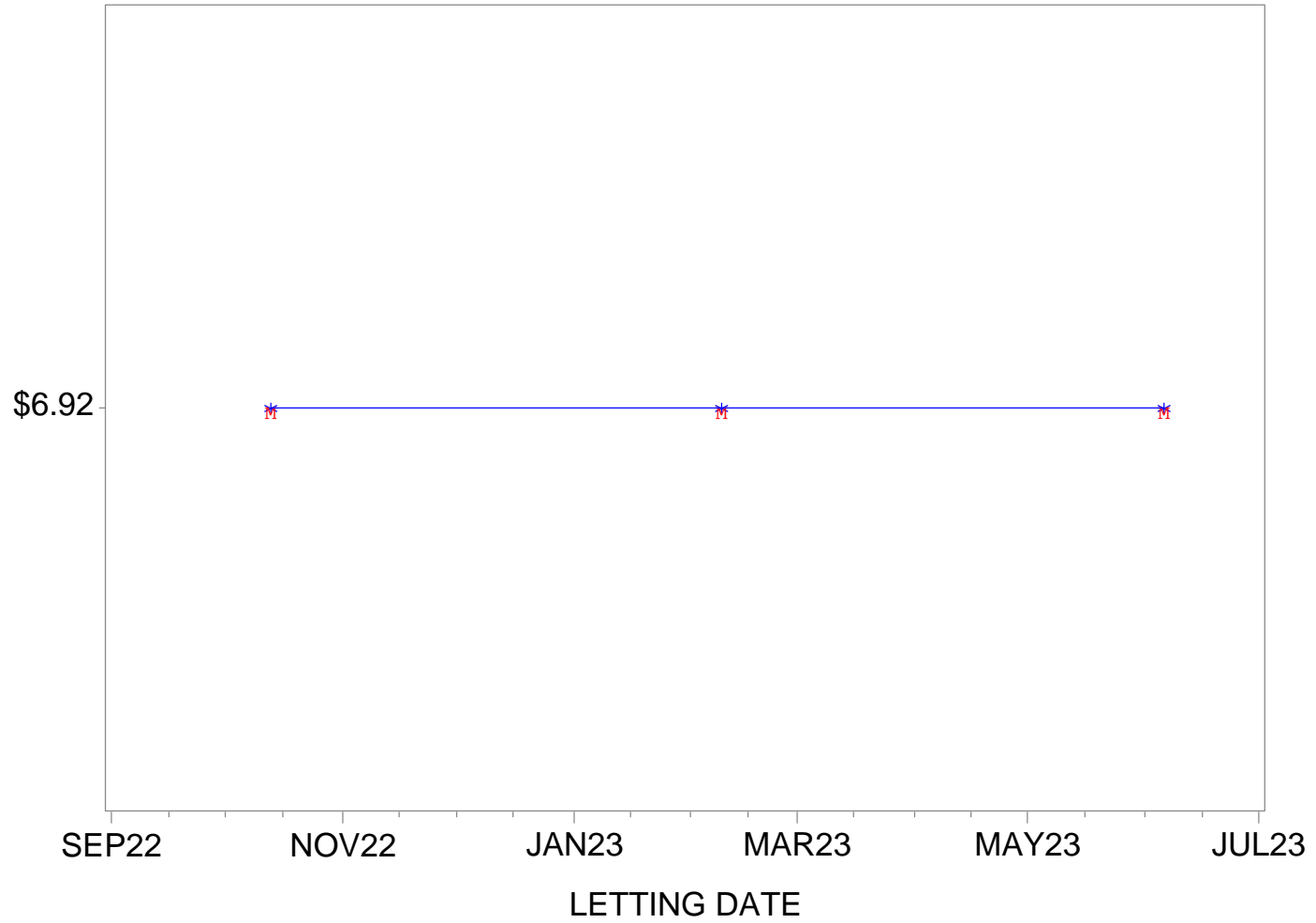
UNIT PRICE BID



New Jersey Department of Transportation
Jul 2022 - Jun 2023

ITEM=425001M DESCRIPTION=SCRUB SEAL UNITS=SY

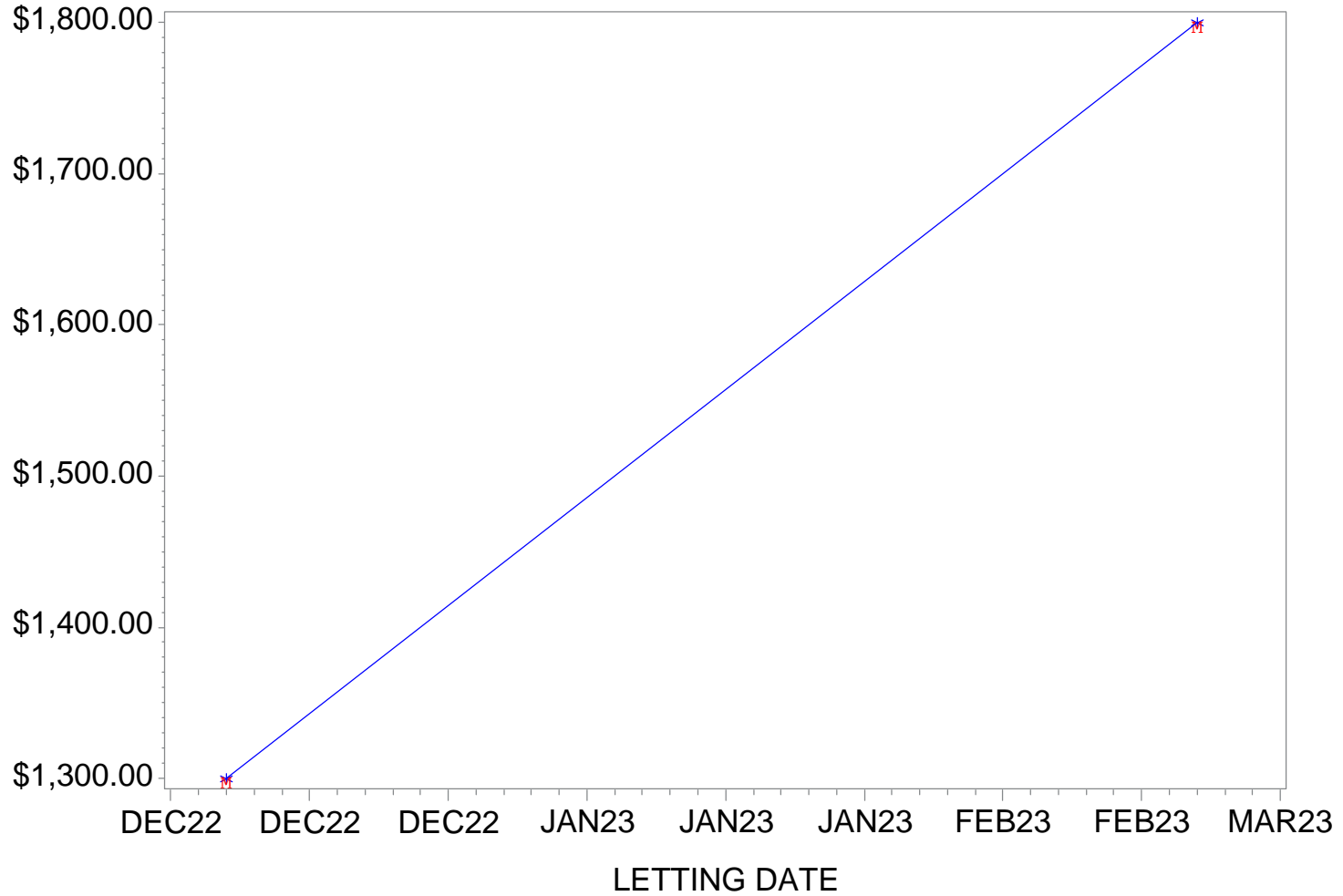
UNIT PRICE BID



New Jersey Department of Transportation Jul 2022 - Jun 2023

ITEM=507024P DESCRIPTION=CONCRETE BRIDGE DECK, HPC UNITS=CY

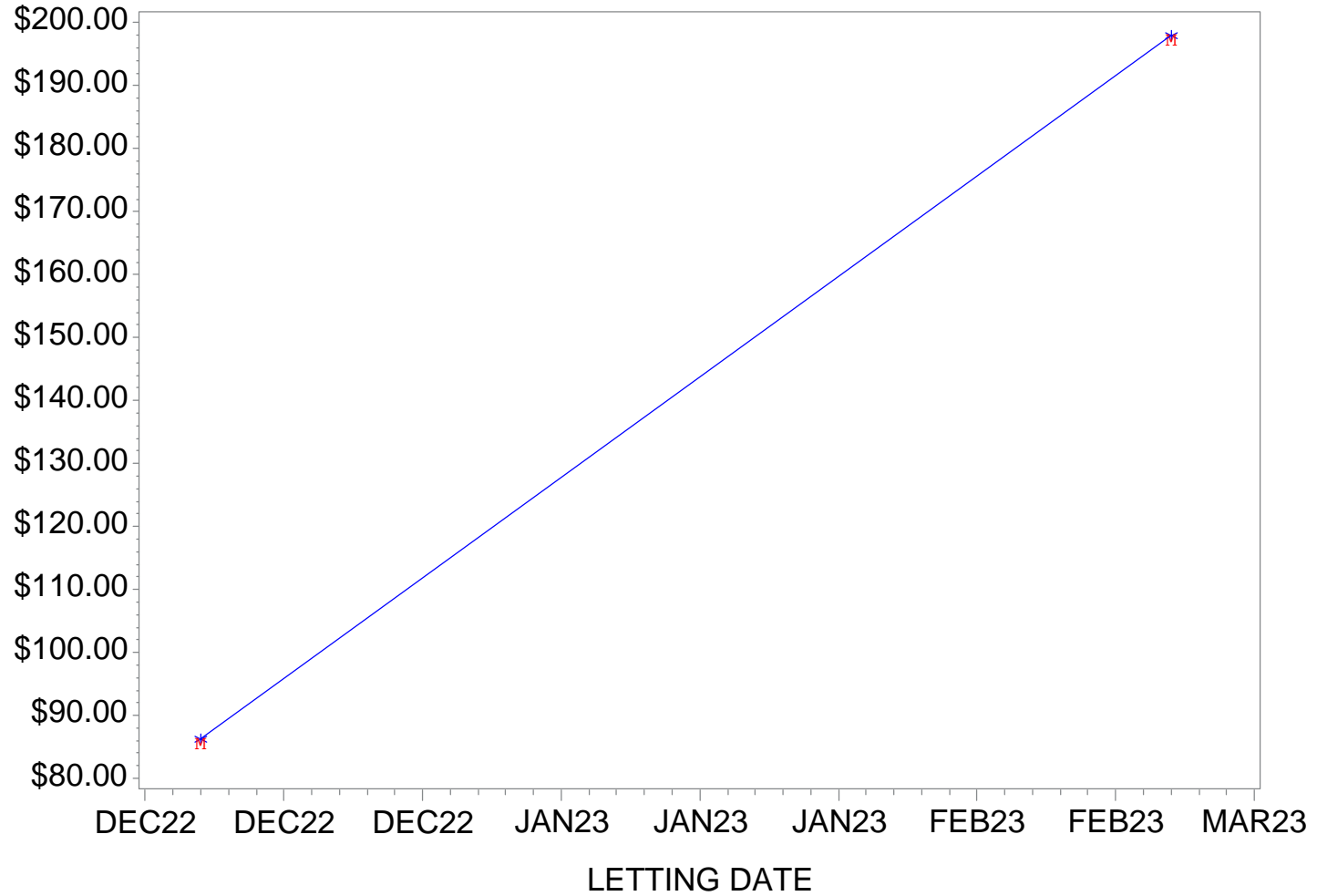
UNIT PRICE BID



New Jersey Department of Transportation Jul 2022 - Jun 2023

ITEM=513003P DESCRIPTION=RETAINING WALL, LOCATION NO. _ UNITS=SF

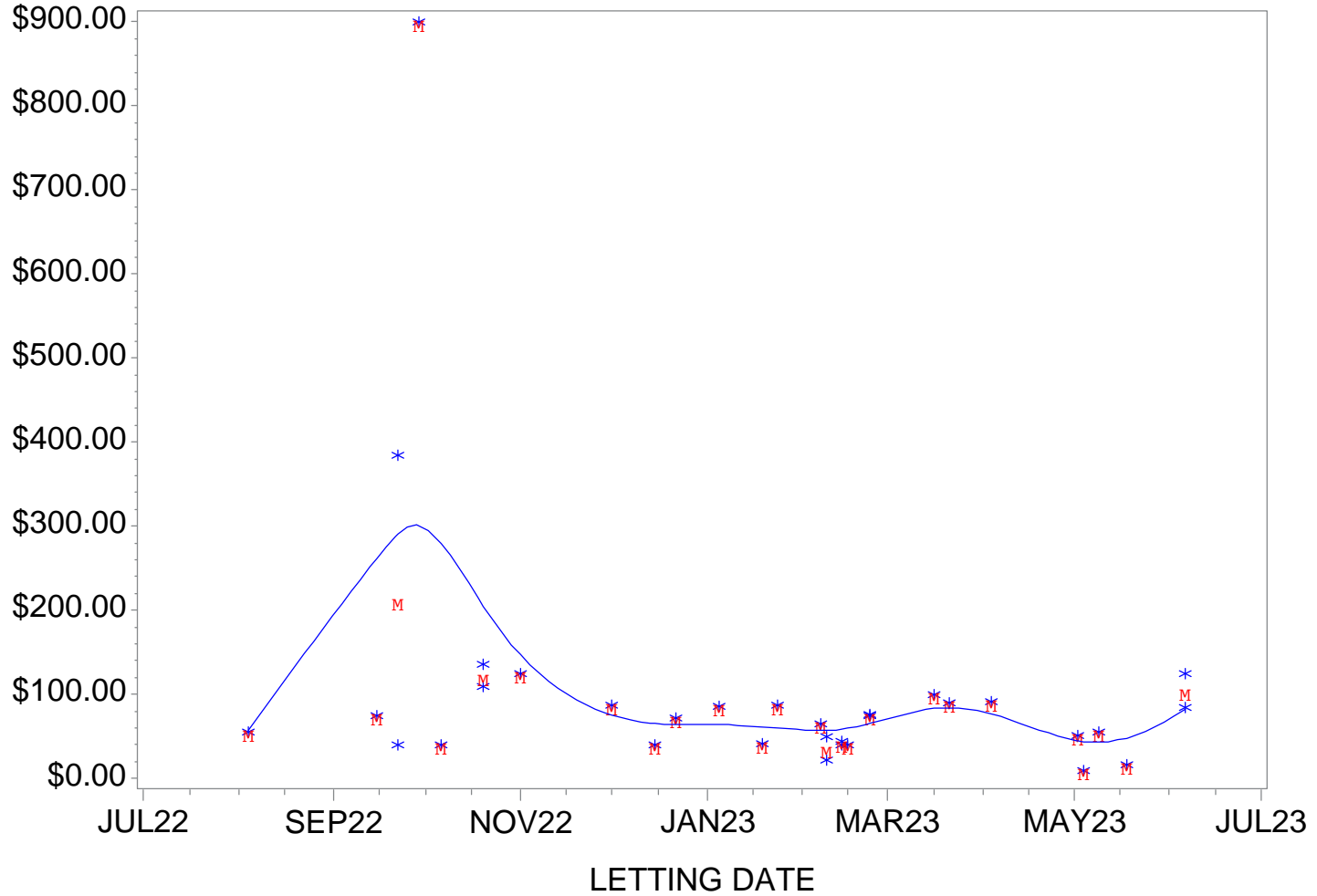
UNIT PRICE BID



New Jersey Department of Transportation Jul 2022 - Jun 2023

ITEM=607018P DESCRIPTION=9" X 16" CONCRETE VERTICAL CUR UNITS=LF

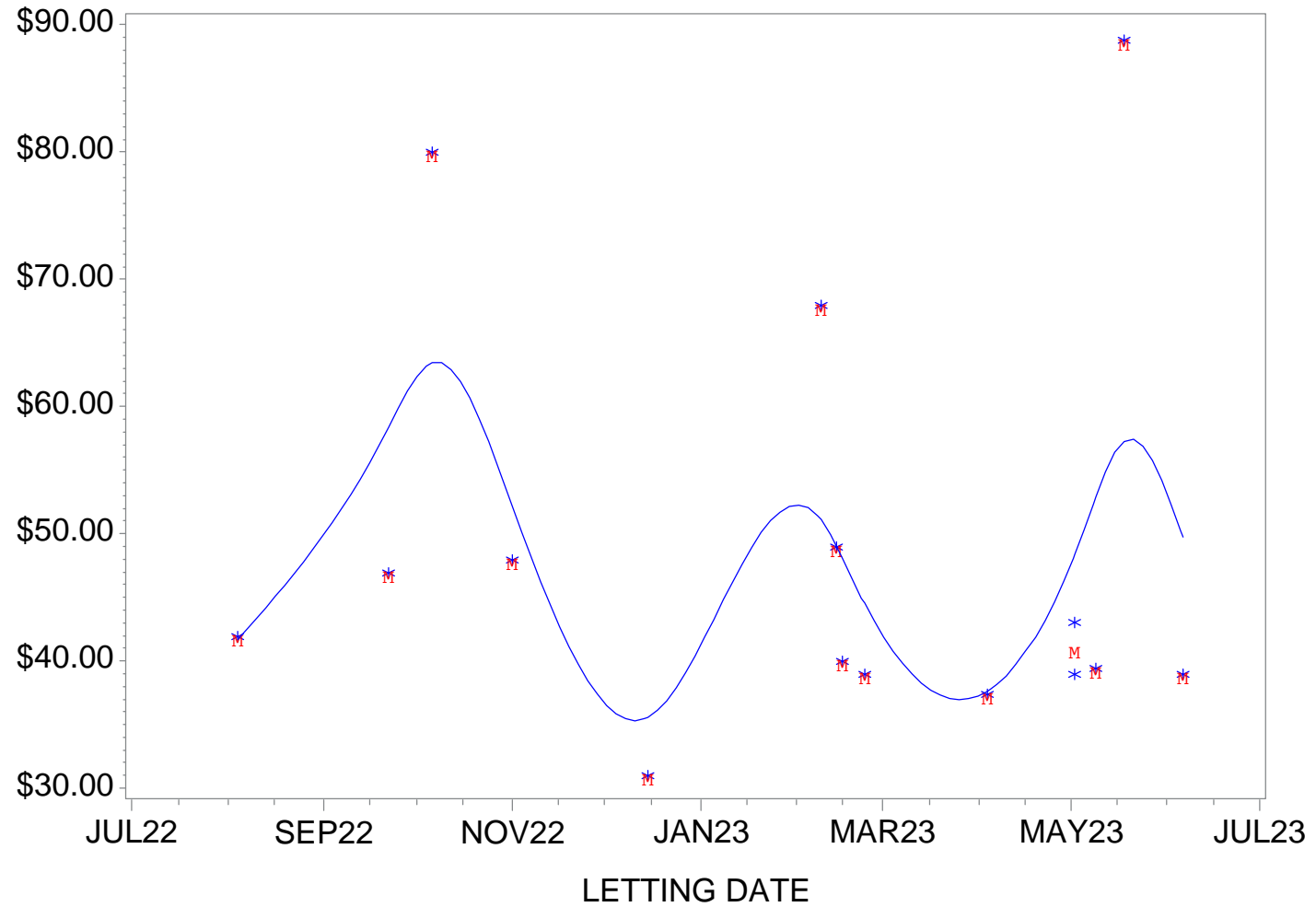
UNIT PRICE BID



New Jersey Department of Transportation Jul 2022 - Jun 2023

ITEM=609003M DESCRIPTION=BEAM GUIDE RAIL UNITS=LF

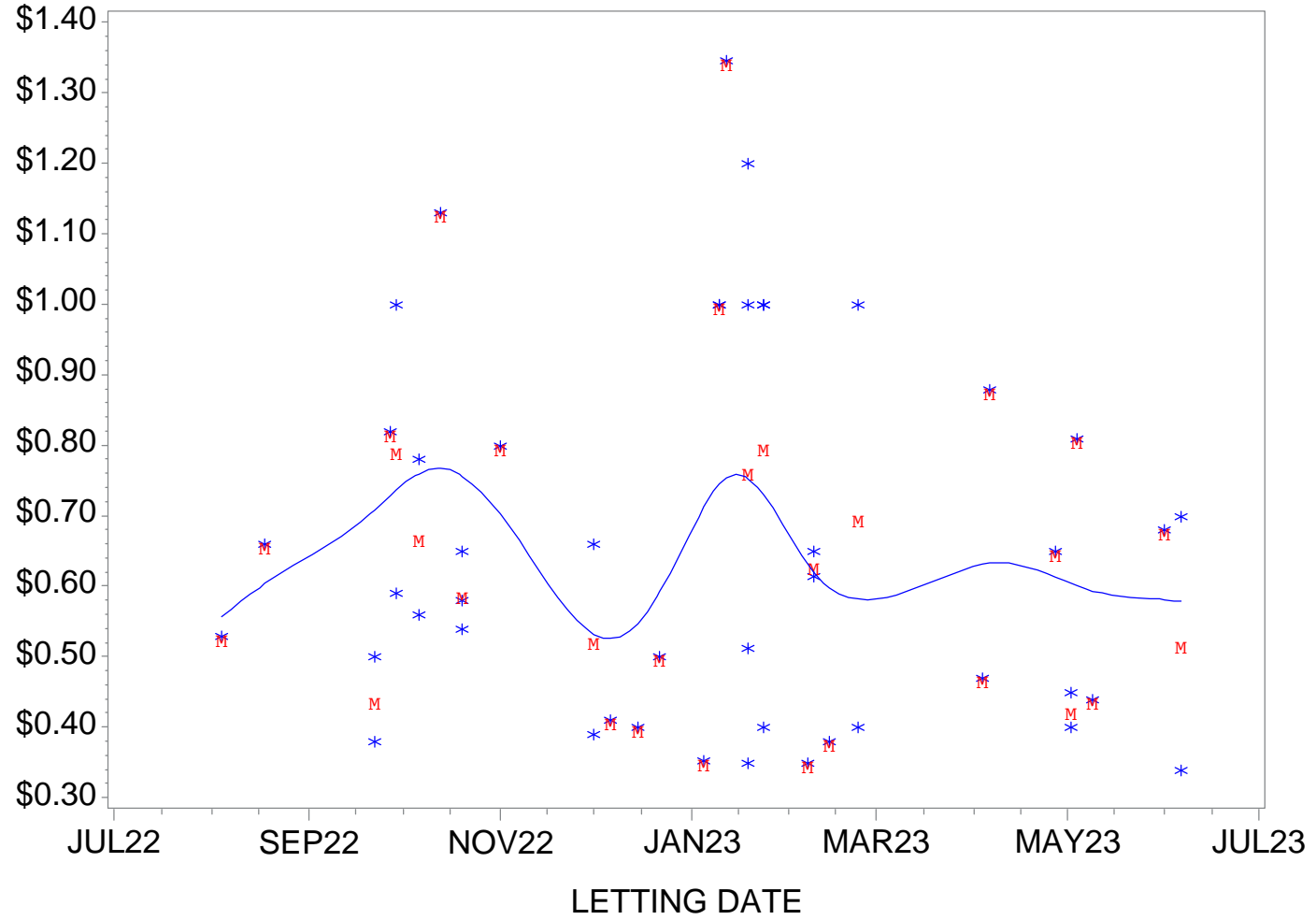
UNIT PRICE BID



New Jersey Department of Transportation Jul 2022 - Jun 2023

ITEM=610003M DESCRIPTION=TRAFFIC STRIPES, 4" UNITS=LF

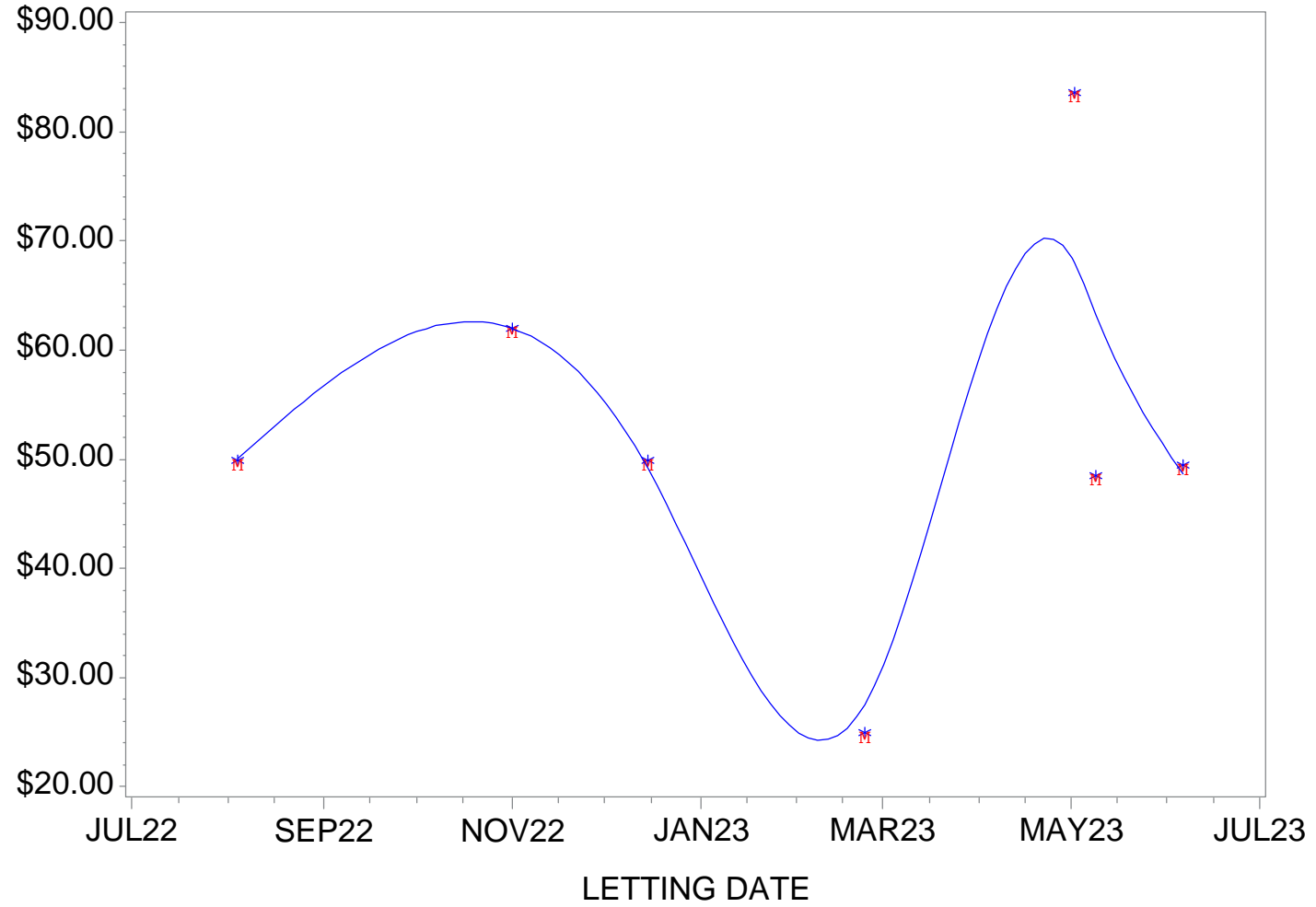
UNIT PRICE BID



New Jersey Department of Transportation Jul 2022 - Jun 2023

ITEM=704002M DESCRIPTION=ITS CONDUIT, TYPE A UNITS=LF

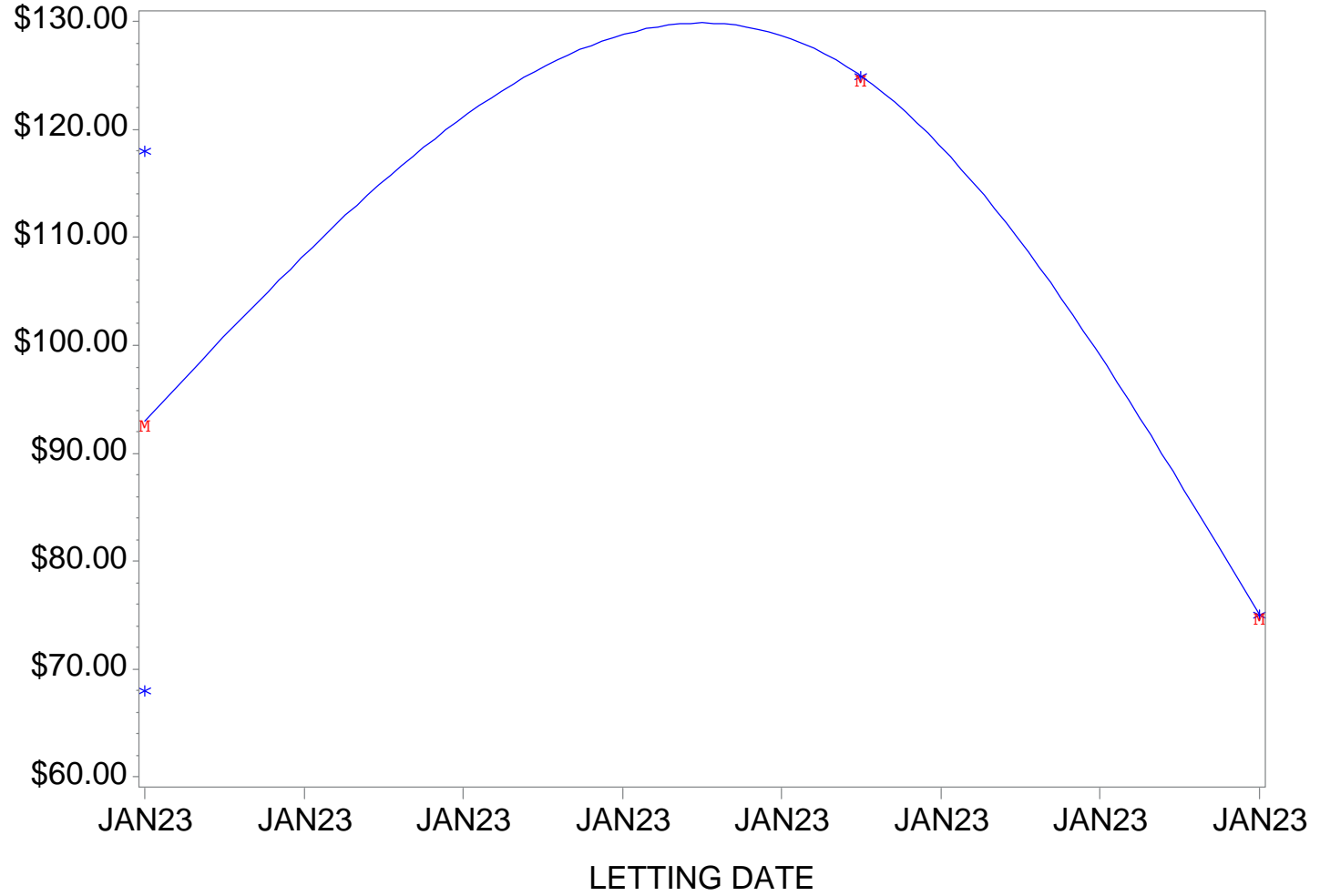
UNIT PRICE BID



New Jersey Department of Transportation Jul 2022 - Jun 2023

ITEM=MMB087M DESCRIPTION=DECK JOINT RESEAL (SILICON) UNITS=LF

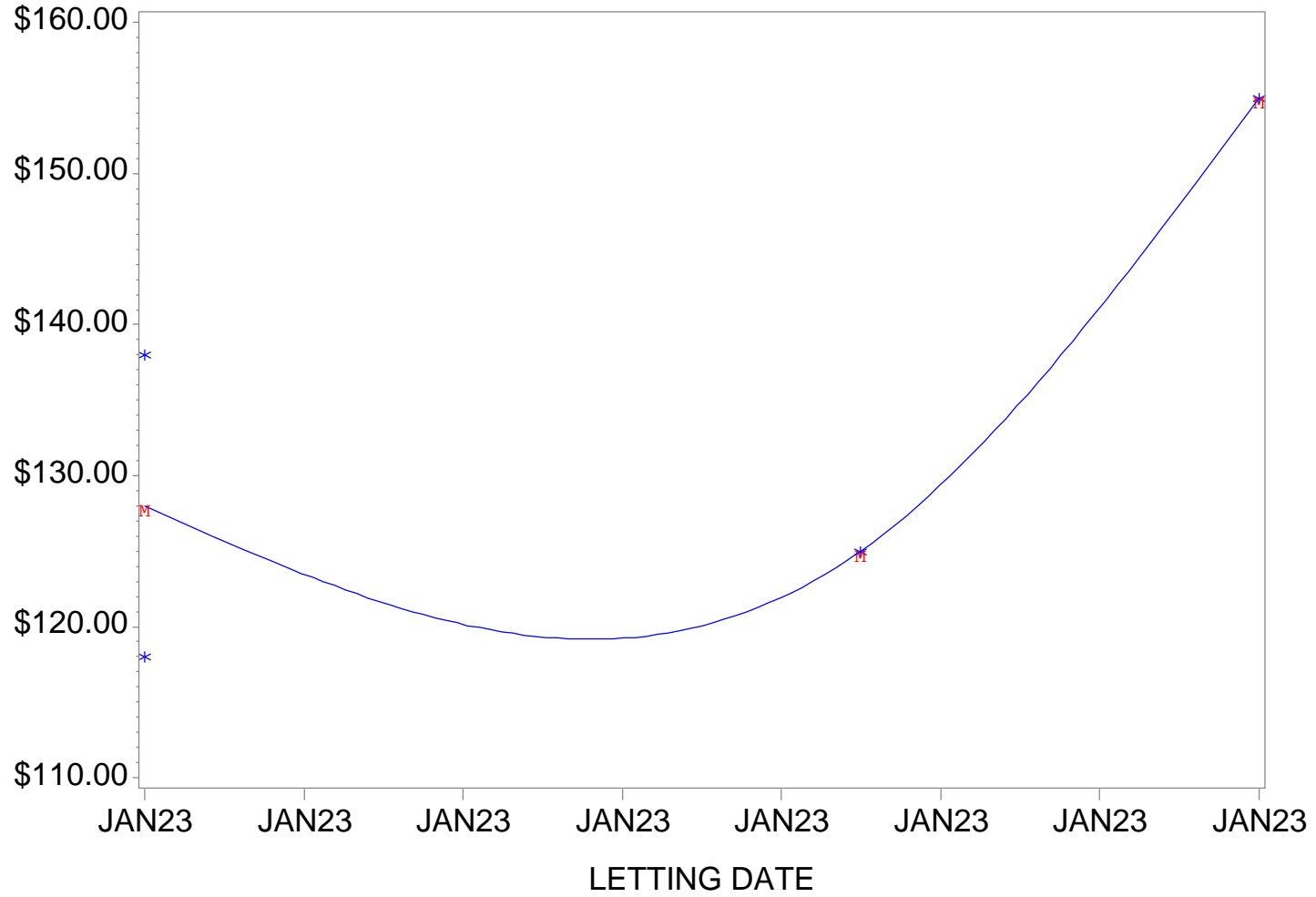
UNIT PRICE BID



New Jersey Department of Transportation Jul 2022 - Jun 2023

ITEM=MMB089M DESCRIPTION=DECK JOINT REPAIR UNITS=LF

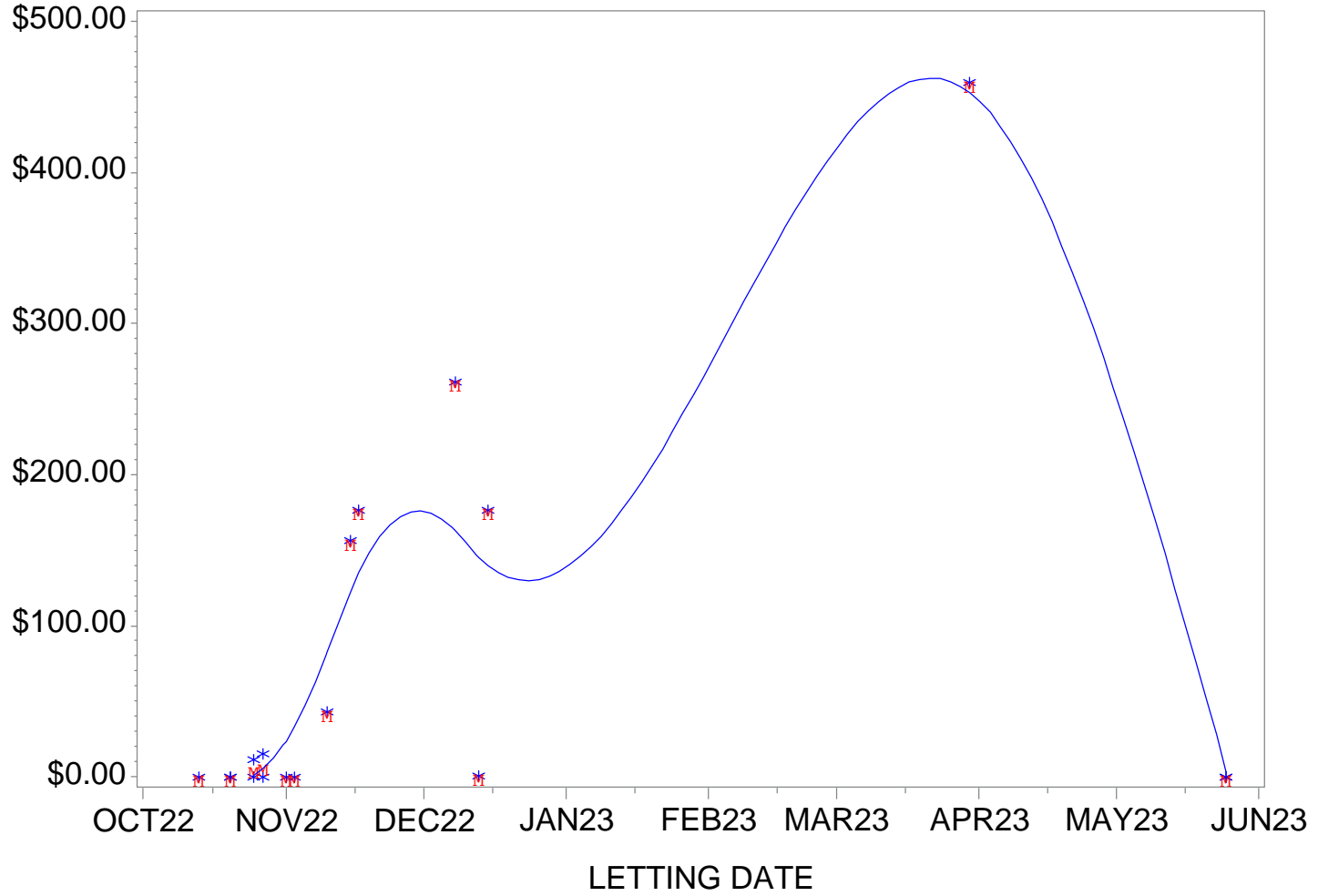
UNIT PRICE BID



New Jersey Department of Transportation Jul 2022 - Jun 2023

ITEM=MMB172M DESCRIPTION=LANE CLOSURES UNITS=HOUR

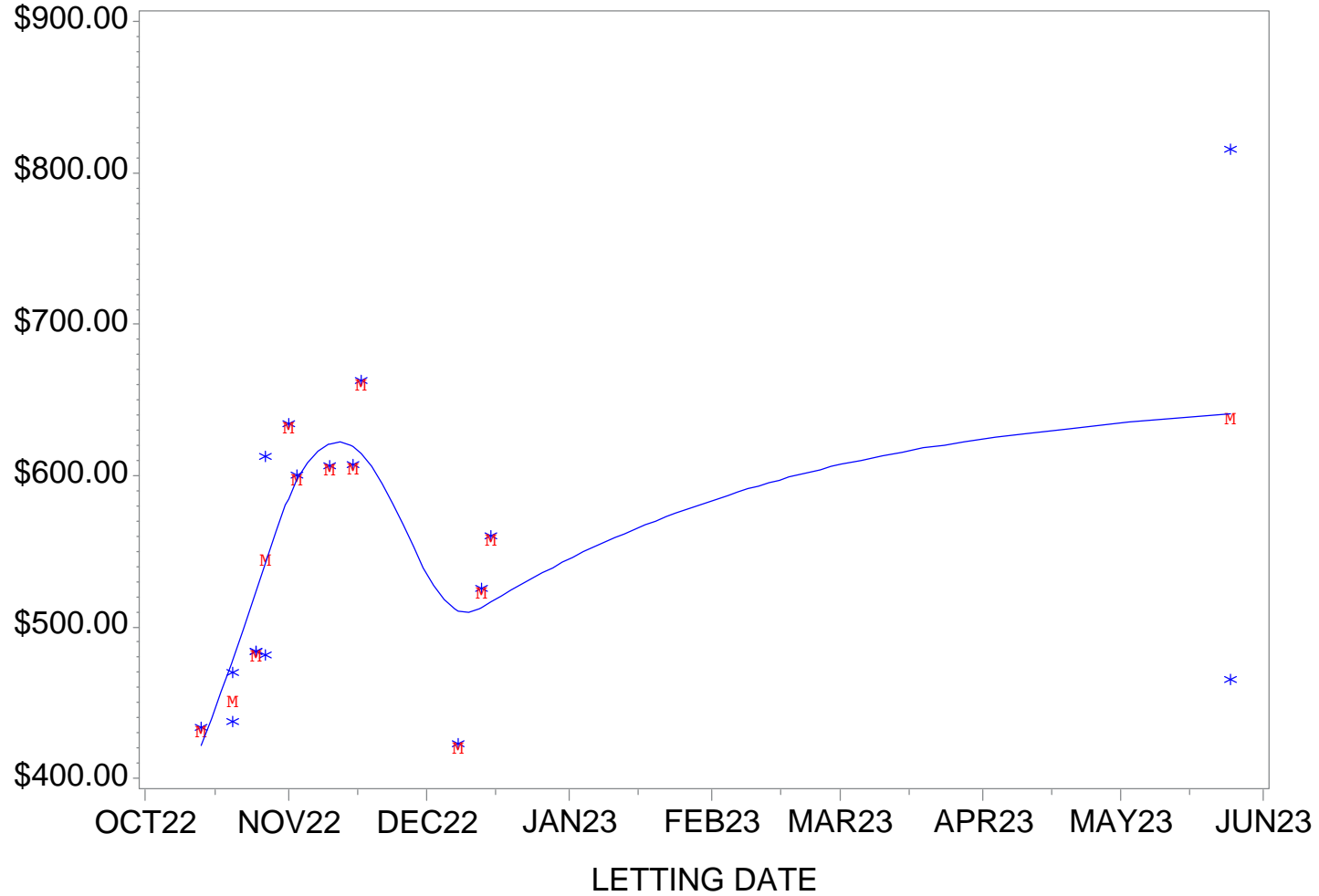
UNIT PRICE BID



New Jersey Department of Transportation Jul 2022 - Jun 2023

ITEM=MMB186M DESCRIPTION=LABOR CREW UNITS=HOUR

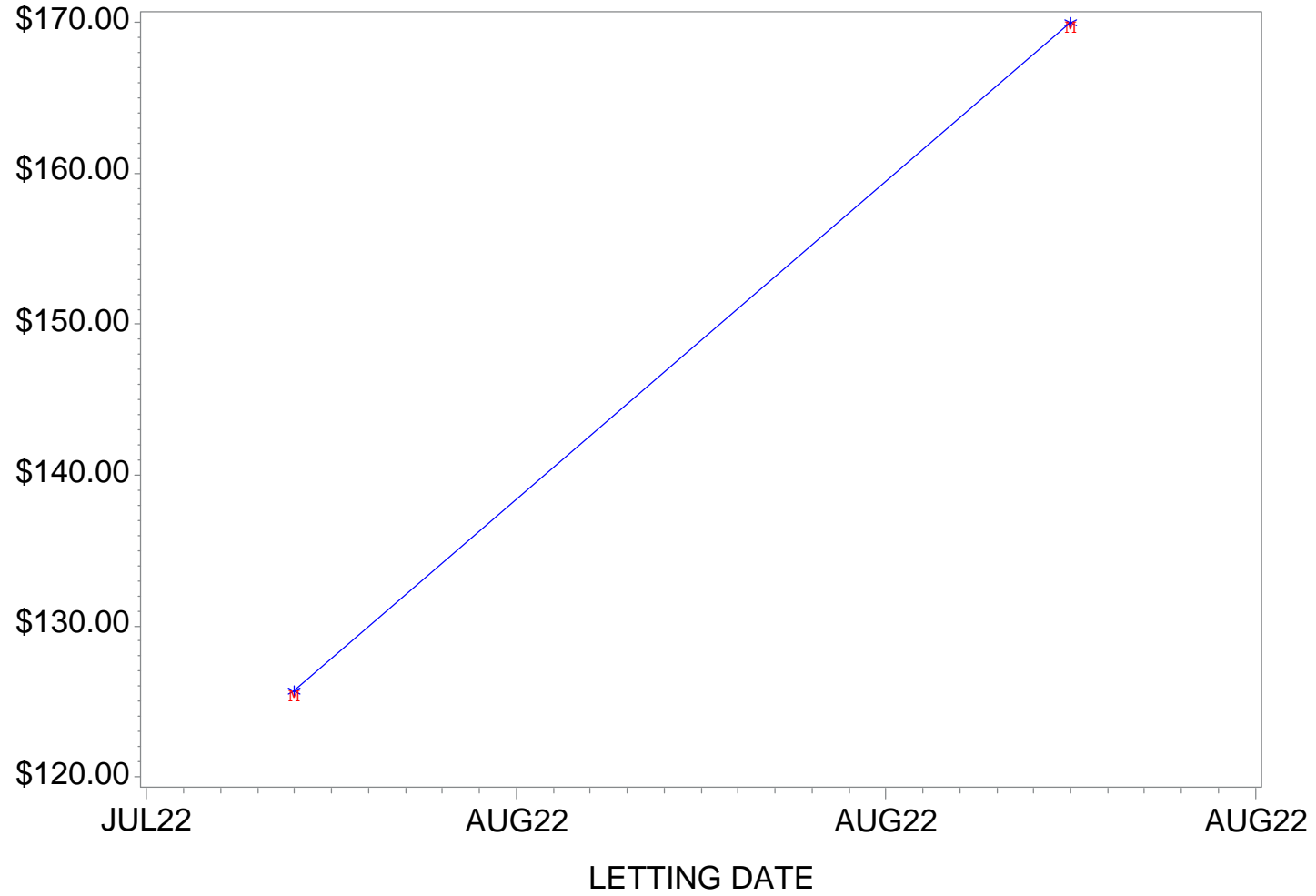
UNIT PRICE BID



New Jersey Department of Transportation Jul 2022 - Jun 2023

ITEM=MMG094M DESCRIPTION=DREDG, PROCESSING, TRNSPRT, PL UNITS=CY

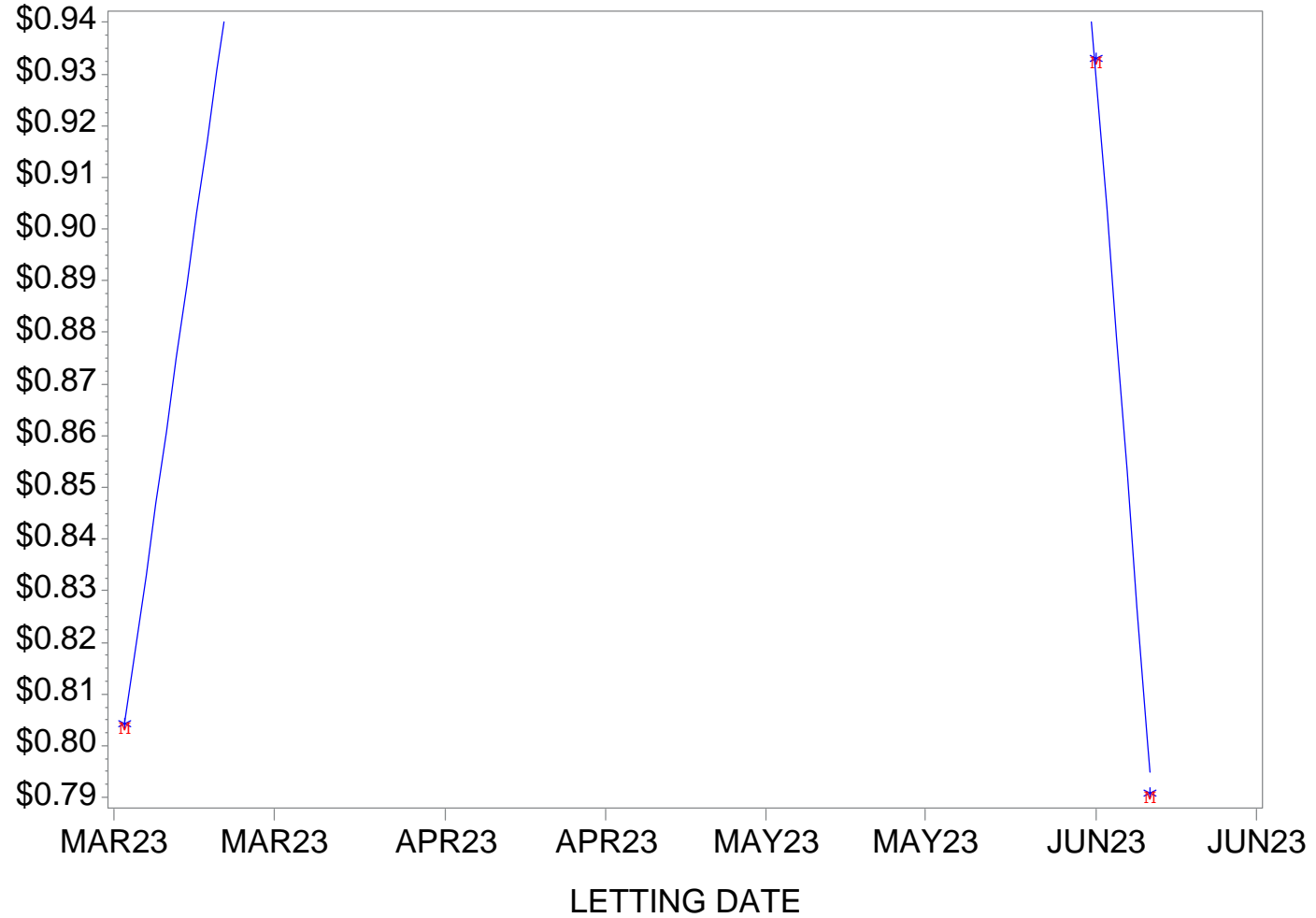
UNIT PRICE BID



New Jersey Department of Transportation Jul 2022 - Jun 2023

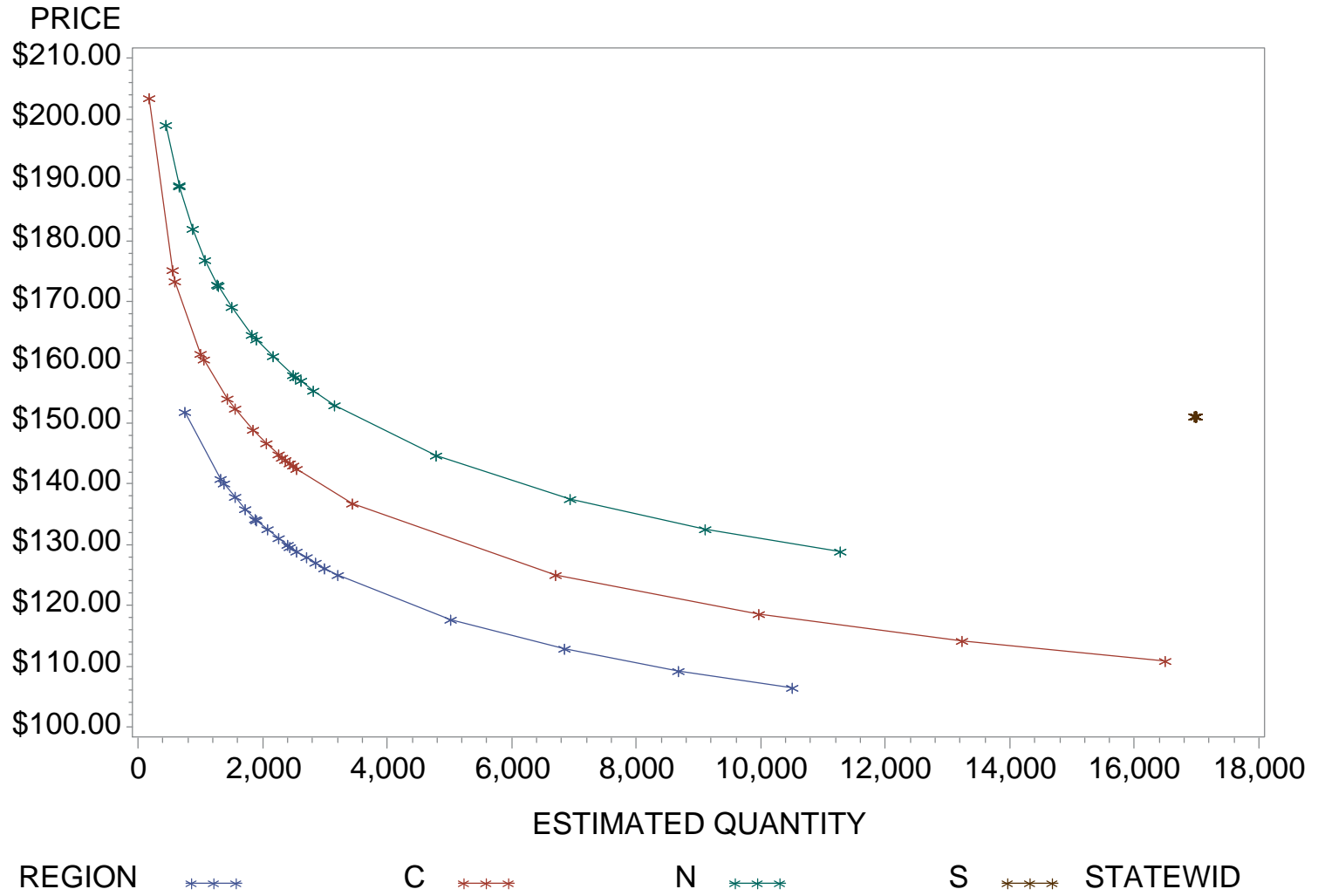
ITEM=MMG095M DESCRIPTION=ADJUSTMENT FACTOR UNITS=PCT

UNIT PRICE BID



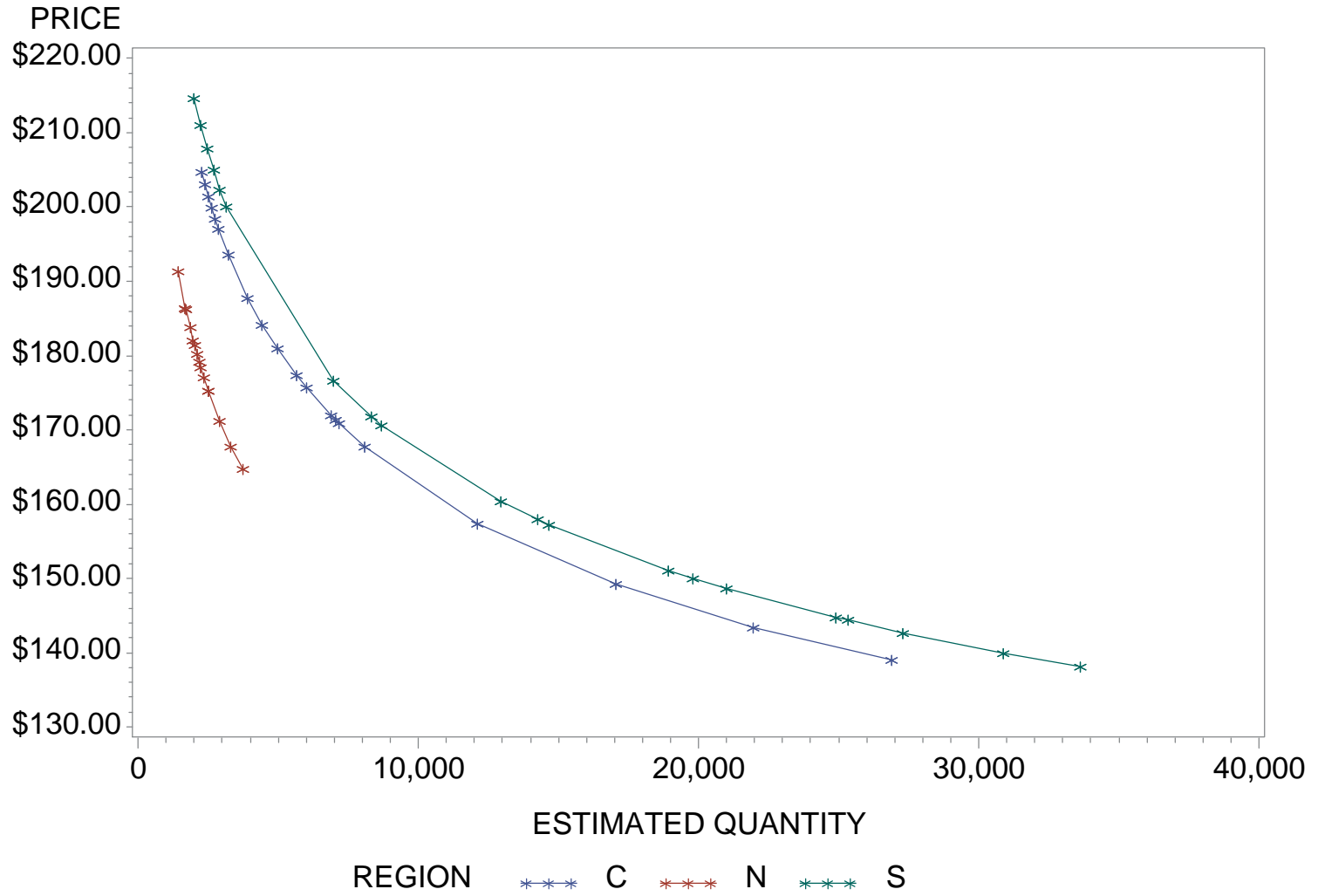
New Jersey Department of Transportation Jul 2020 - Jun 2023

ITEM NUMBER=401042M DESCRIPTION=HOT MIX ASPHALT 9.5 M 64 SURFA



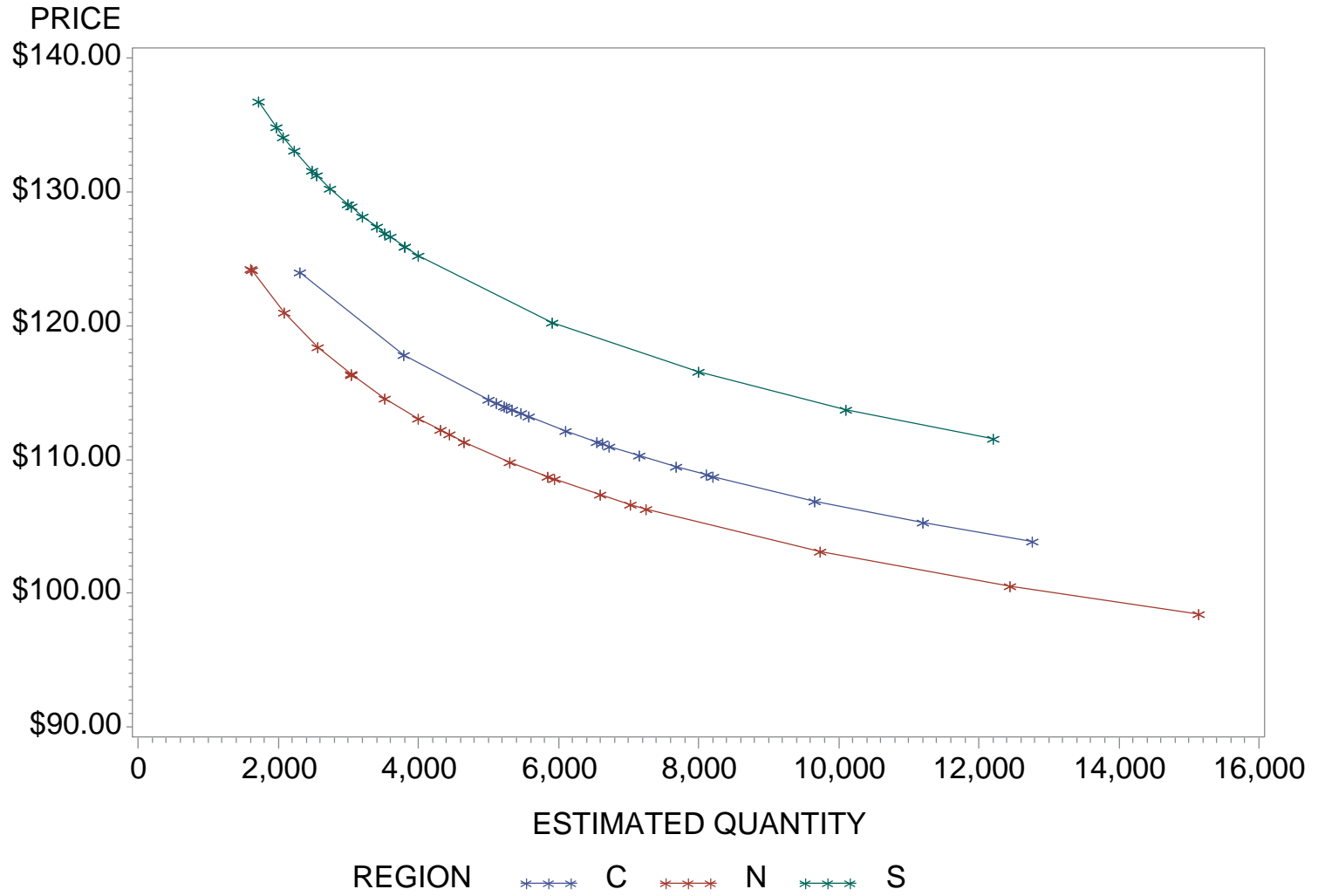
New Jersey Department of Transportation Jul 2020 - Jun 2023

ITEM NUMBER=401049M DESCRIPTION=HOT MIX ASPHALT 9.5 ME SURFACE



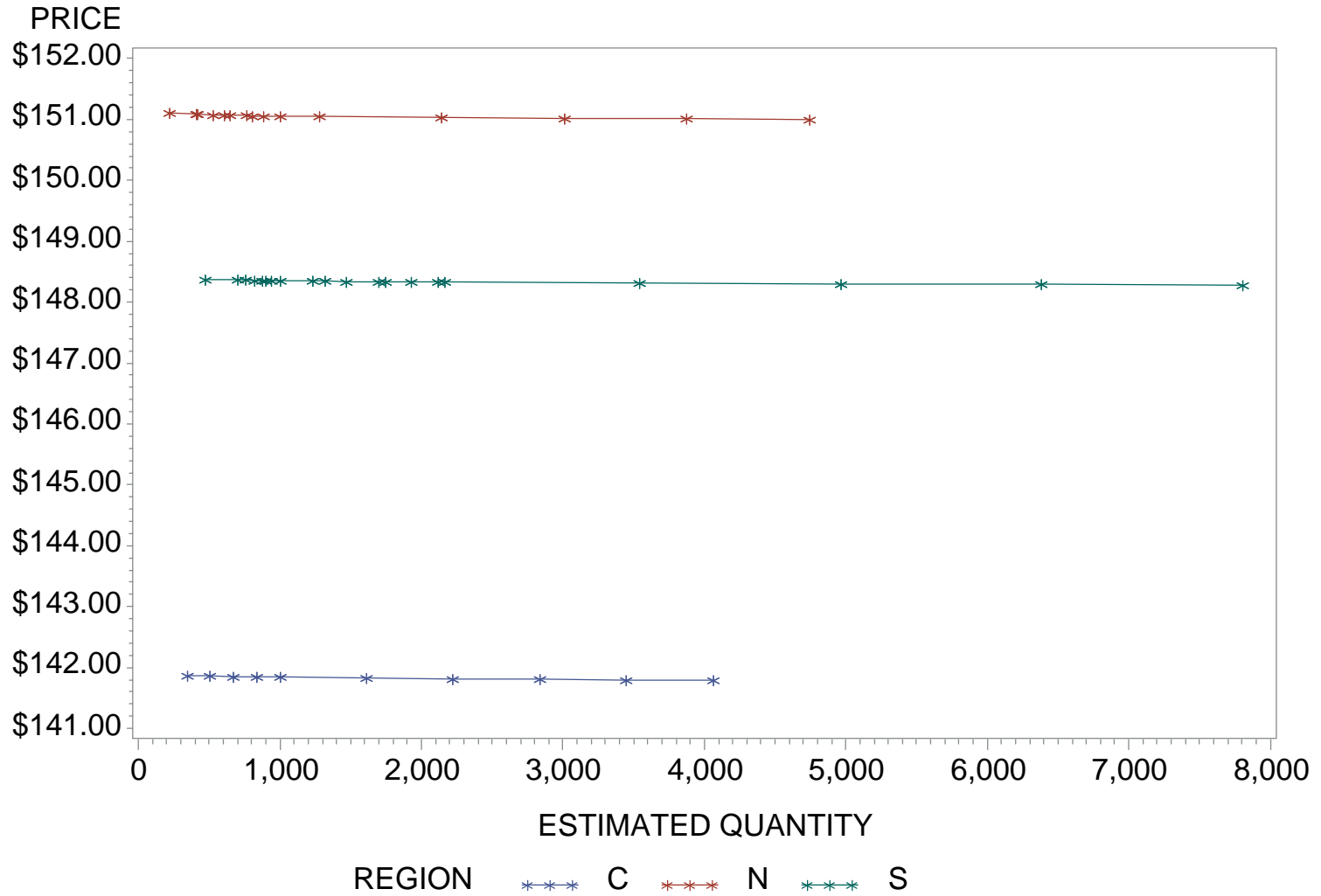
New Jersey Department of Transportation Jul 2020 - Jun 2023

ITEM NUMBER=401061M DESCRIPTION=HMA 12.5 M E SURFACE COURSE



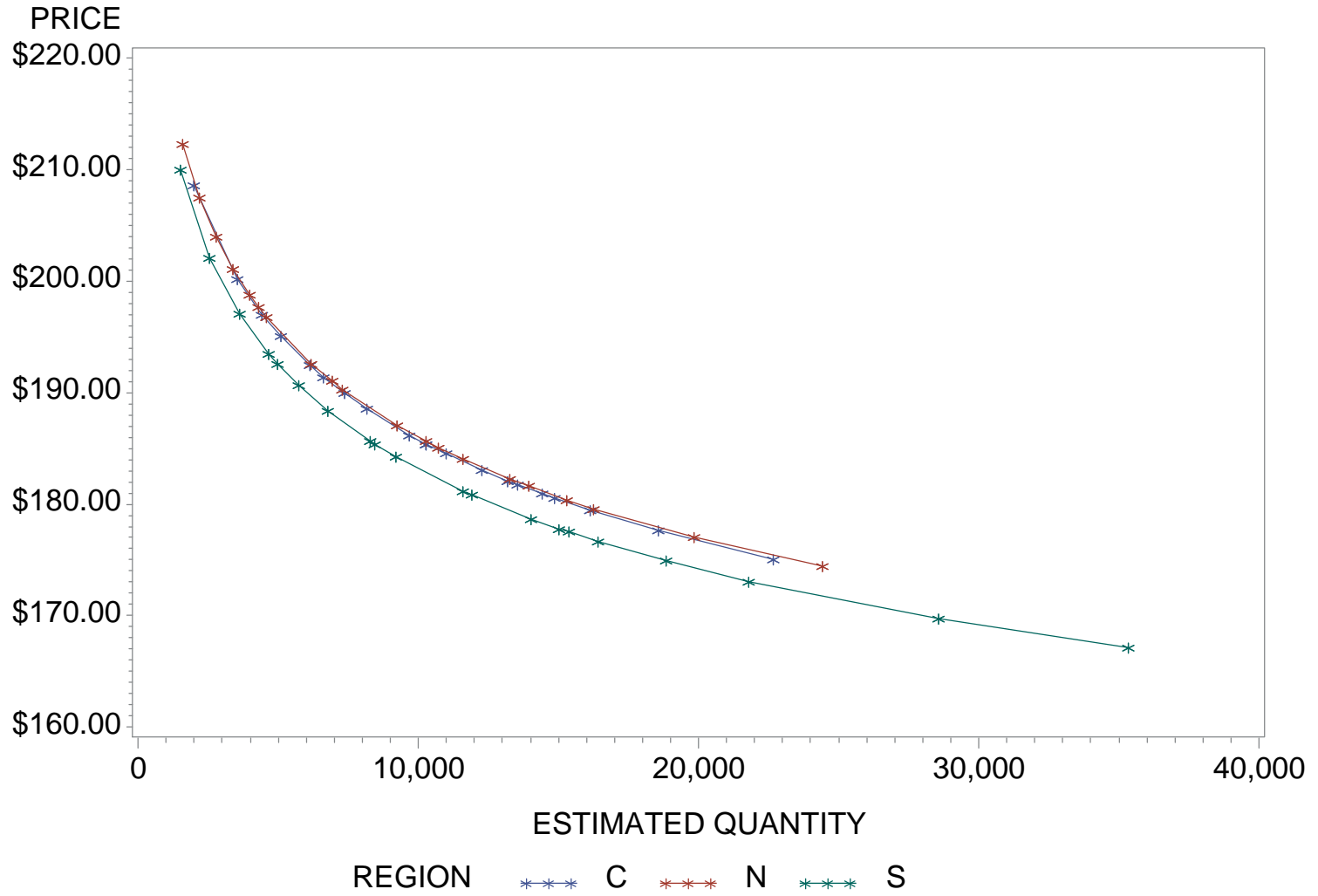
New Jersey Department of Transportation Jul 2020 - Jun 2023

ITEM NUMBER=401072M DESCRIPTION=HOT MIX ASPHALT 12.5 M 64 INTE



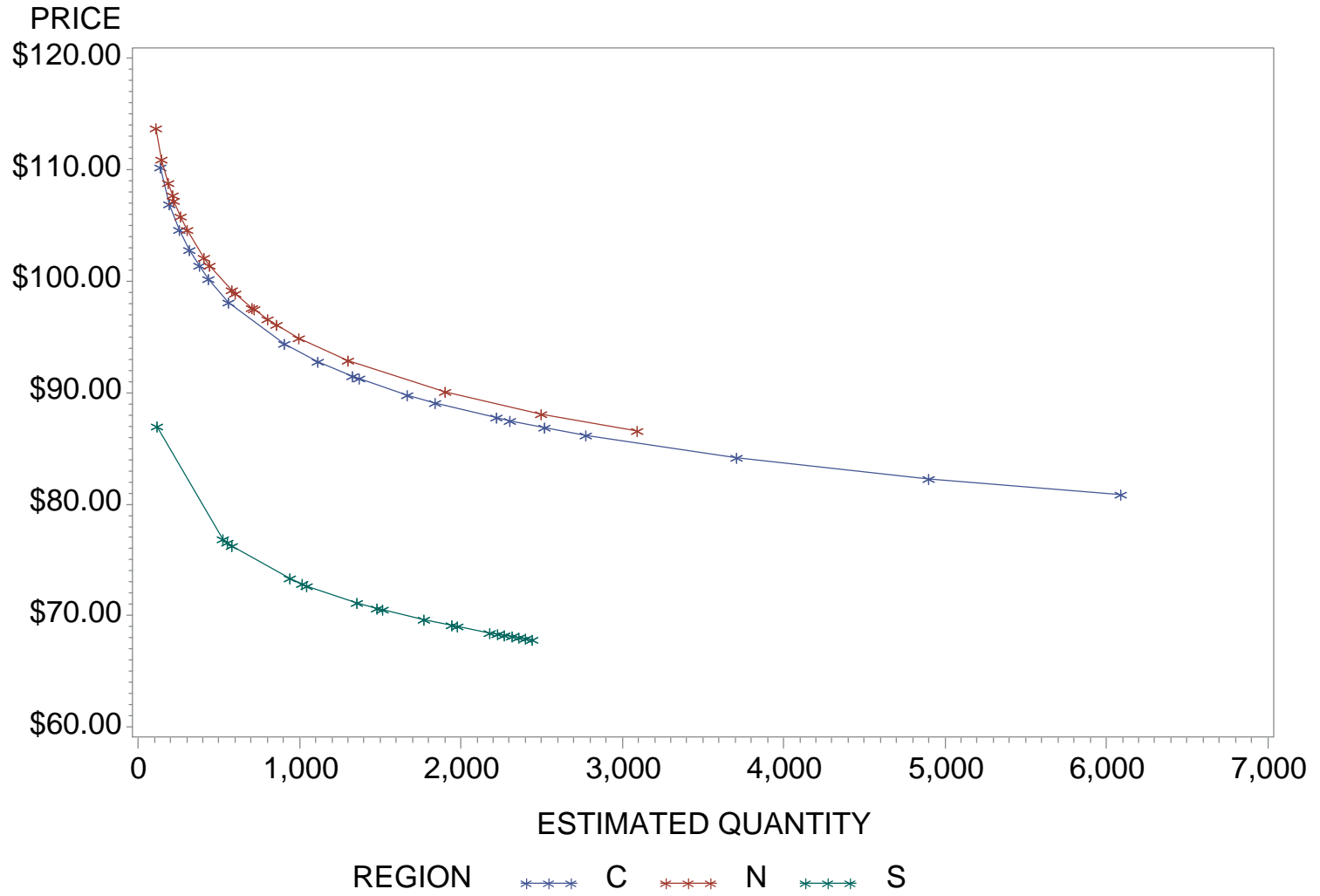
New Jersey Department of Transportation Jul 2020 - Jun 2023

ITEM NUMBER=404006M DESCRIPTION=STONE MATRIX ASPHALT 12.5 MM S



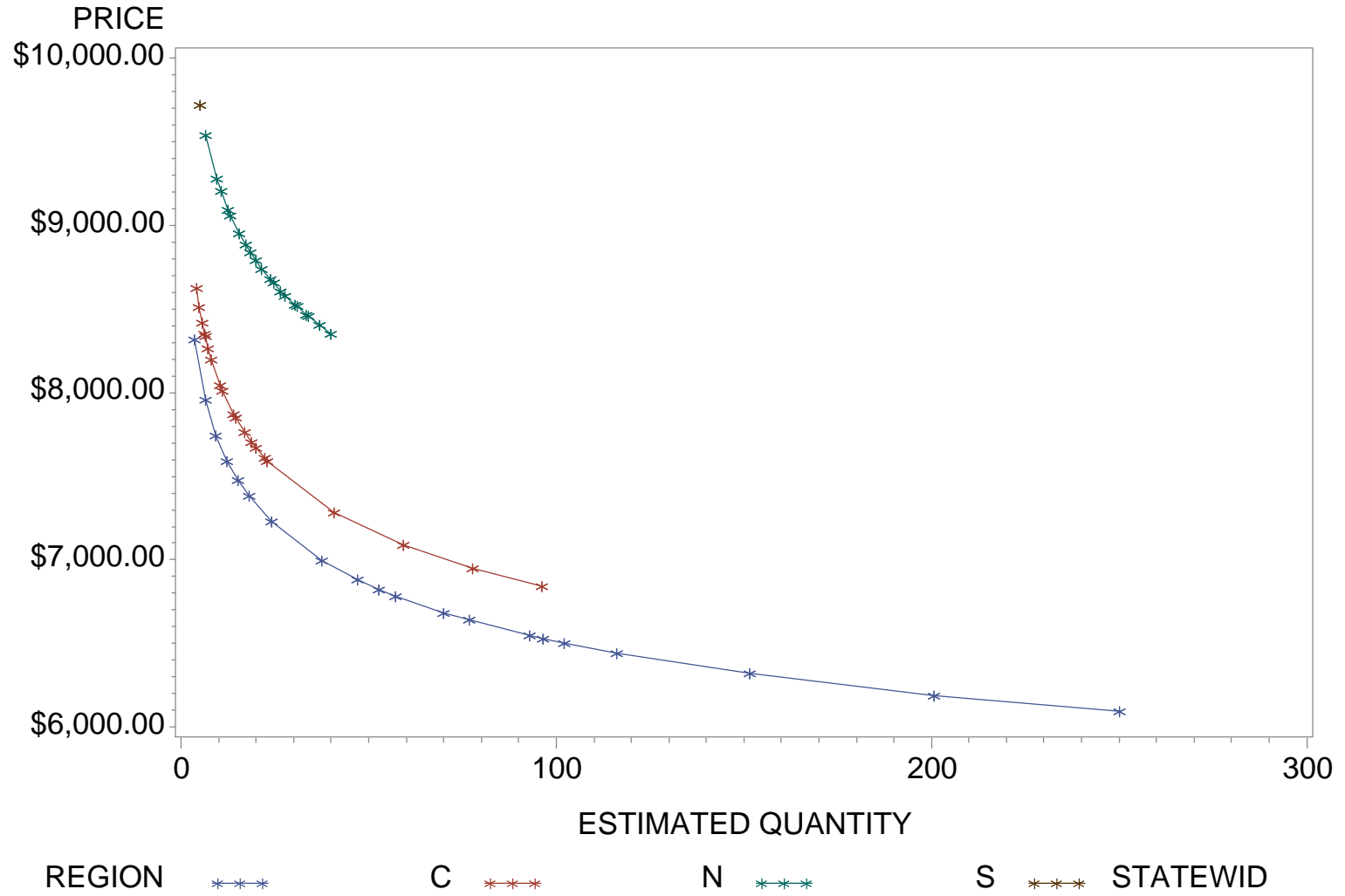
New Jersey Department of Transportation Jul 2020 - Jun 2023

ITEM NUMBER=601122P DESCRIPTION=15" REINFORCED CONCRETE PIPE



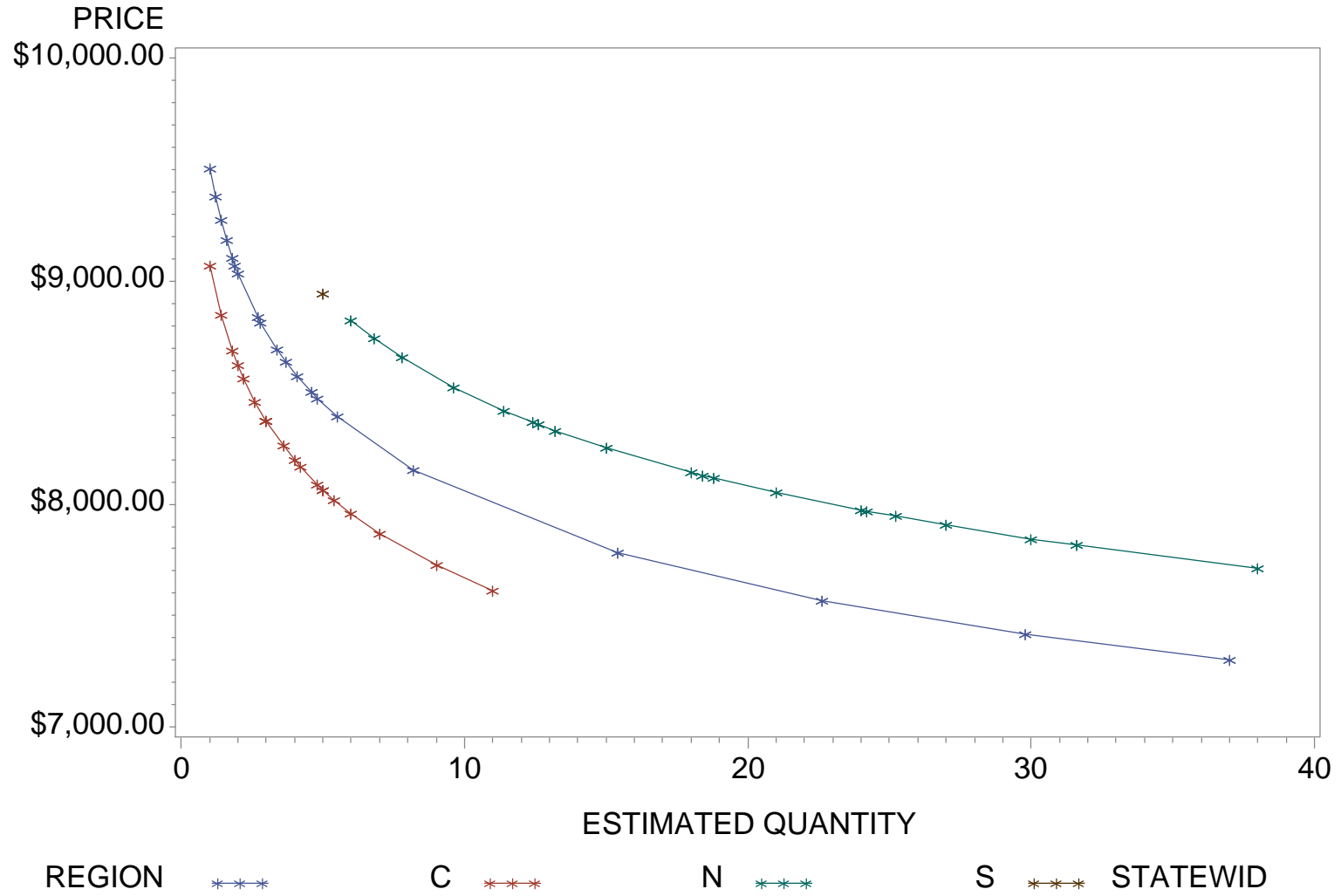
New Jersey Department of Transportation Jul 2020 - Jun 2023

ITEM NUMBER=602012M DESCRIPTION=INLET, TYPE B



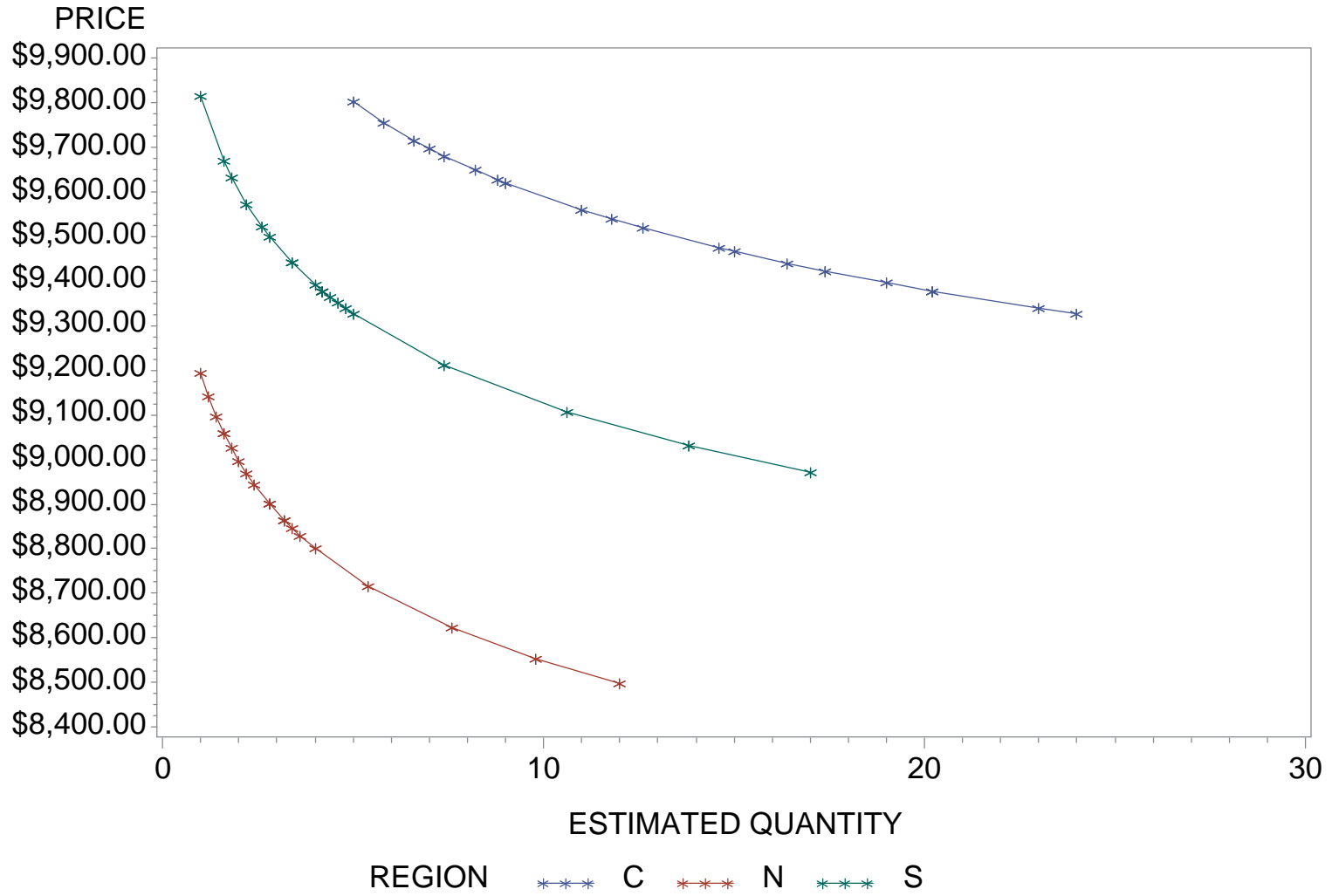
New Jersey Department of Transportation Jul 2020 - Jun 2023

ITEM NUMBER=602018M DESCRIPTION=INLET, TYPE E



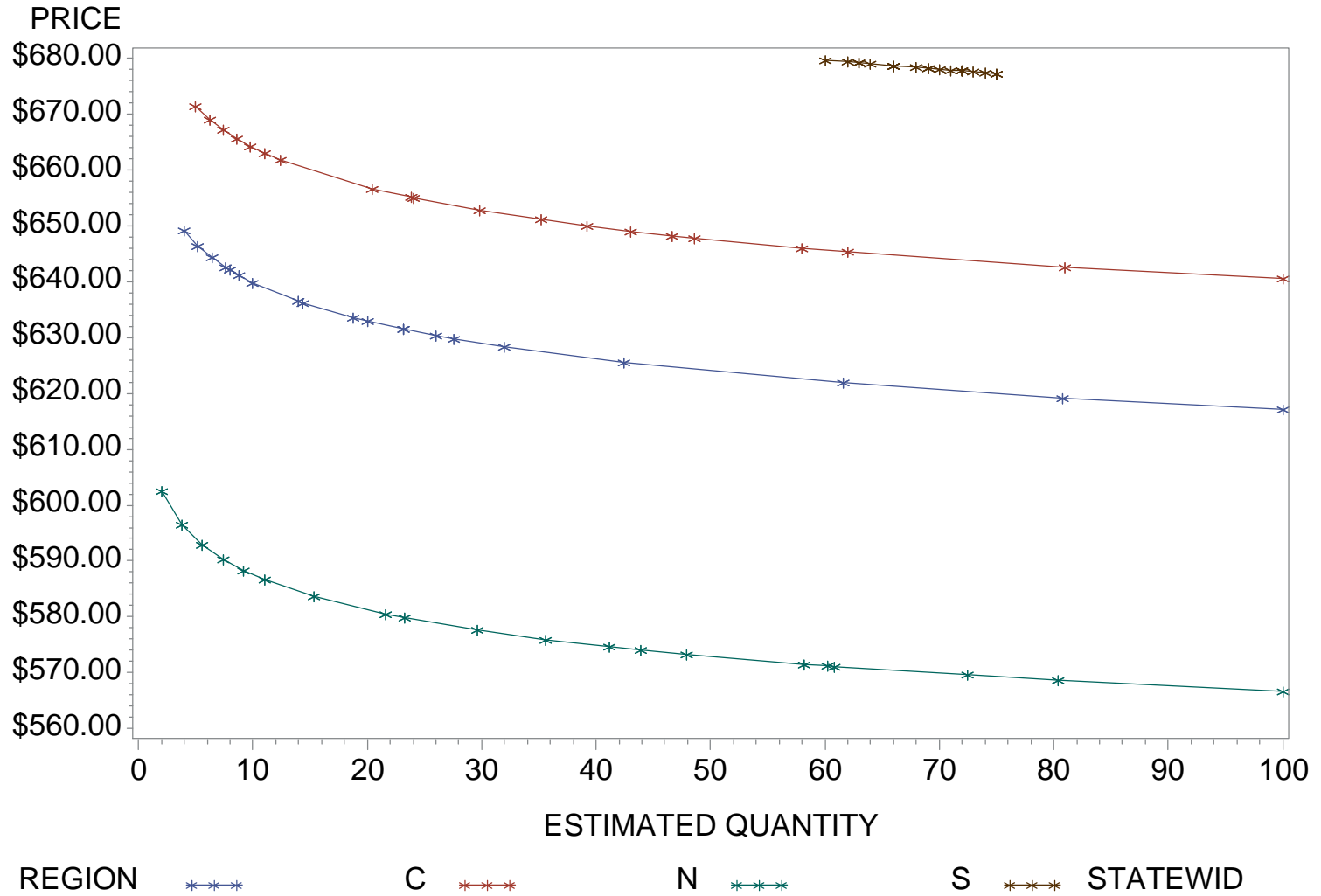
New Jersey Department of Transportation Jul 2020 - Jun 2023

ITEM NUMBER=602054M DESCRIPTION=MANHOLE, 4' DIAMETER



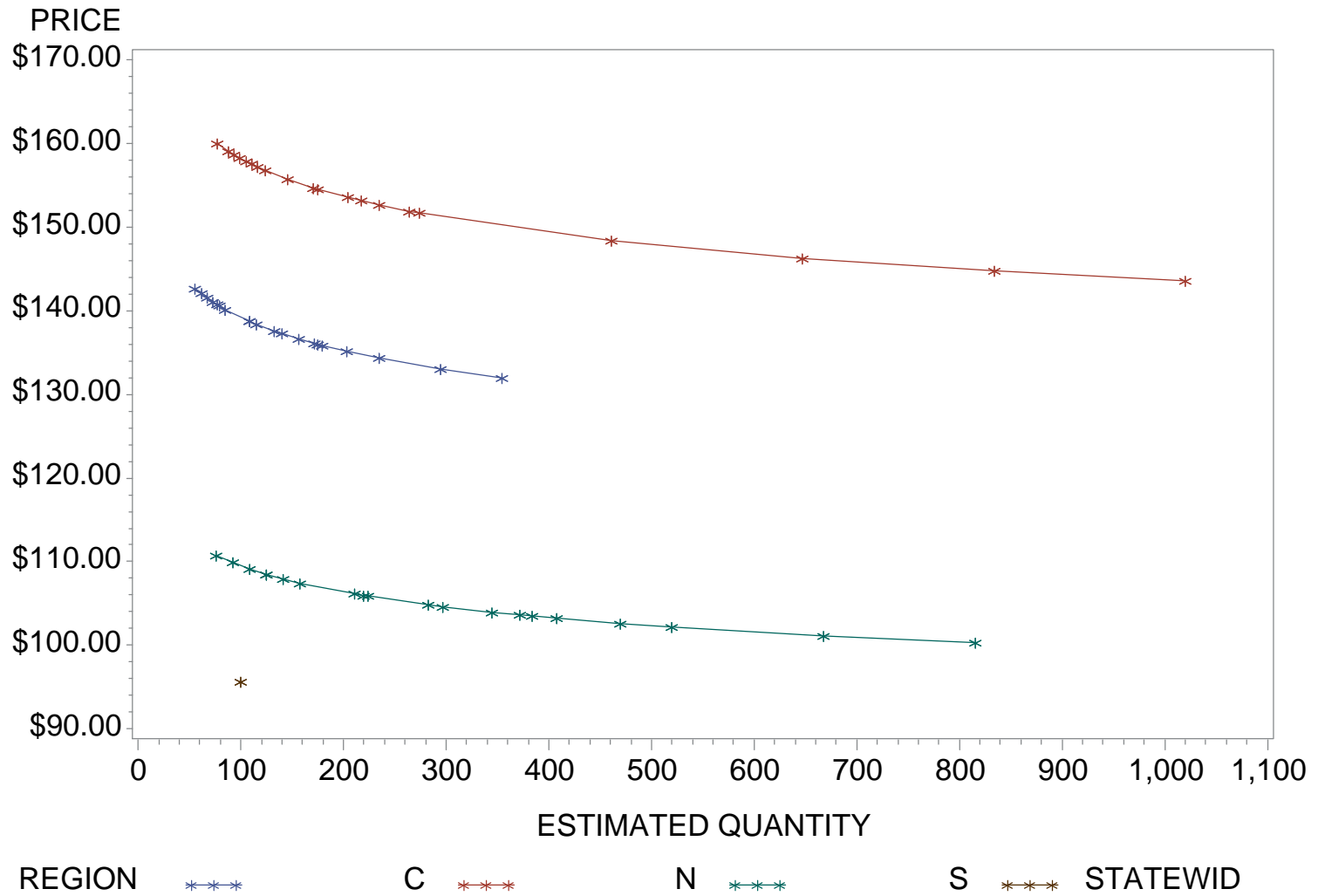
New Jersey Department of Transportation Jul 2020 - Jun 2023

ITEM NUMBER=602210M DESCRIPTION=BICYCLE SAFE GRATE



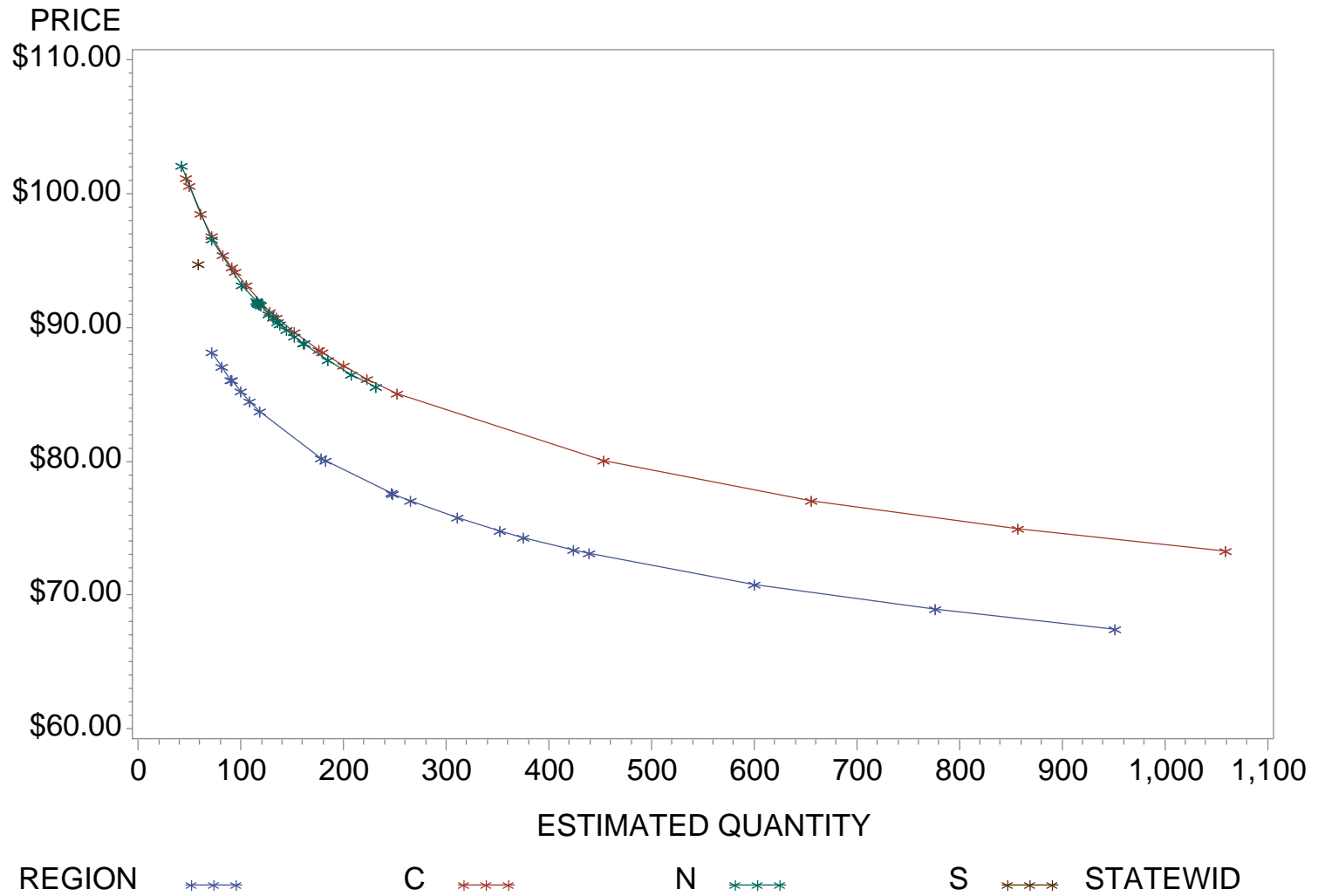
New Jersey Department of Transportation Jul 2020 - Jun 2023

ITEM NUMBER=606051P DESCRIPTION=CONCRETE DRIVEWAY, 6" THICK



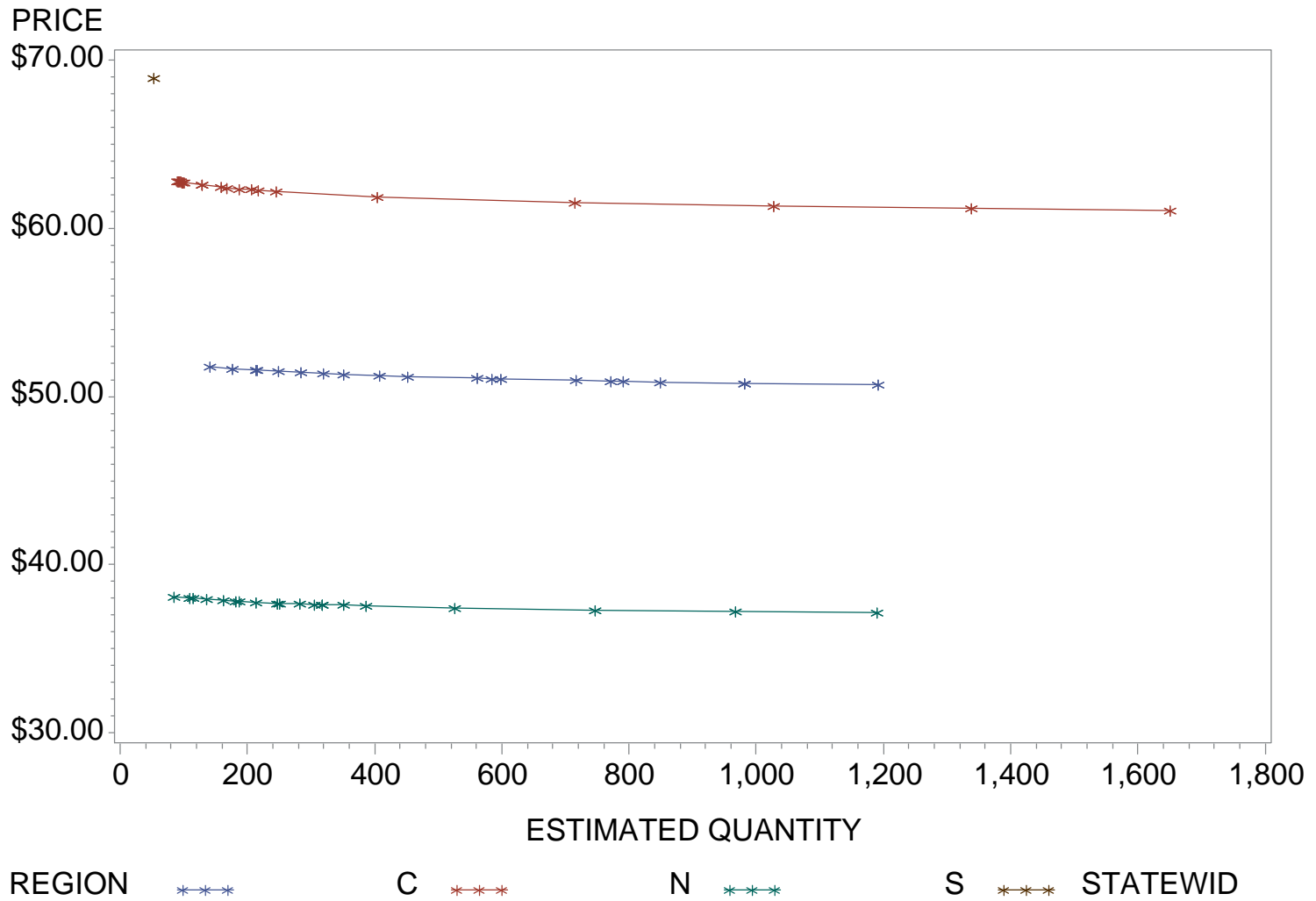
New Jersey Department of Transportation Jul 2020 - Jun 2023

ITEM NUMBER=606075P DESCRIPTION=CONCRETE ISLAND, 4" THICK



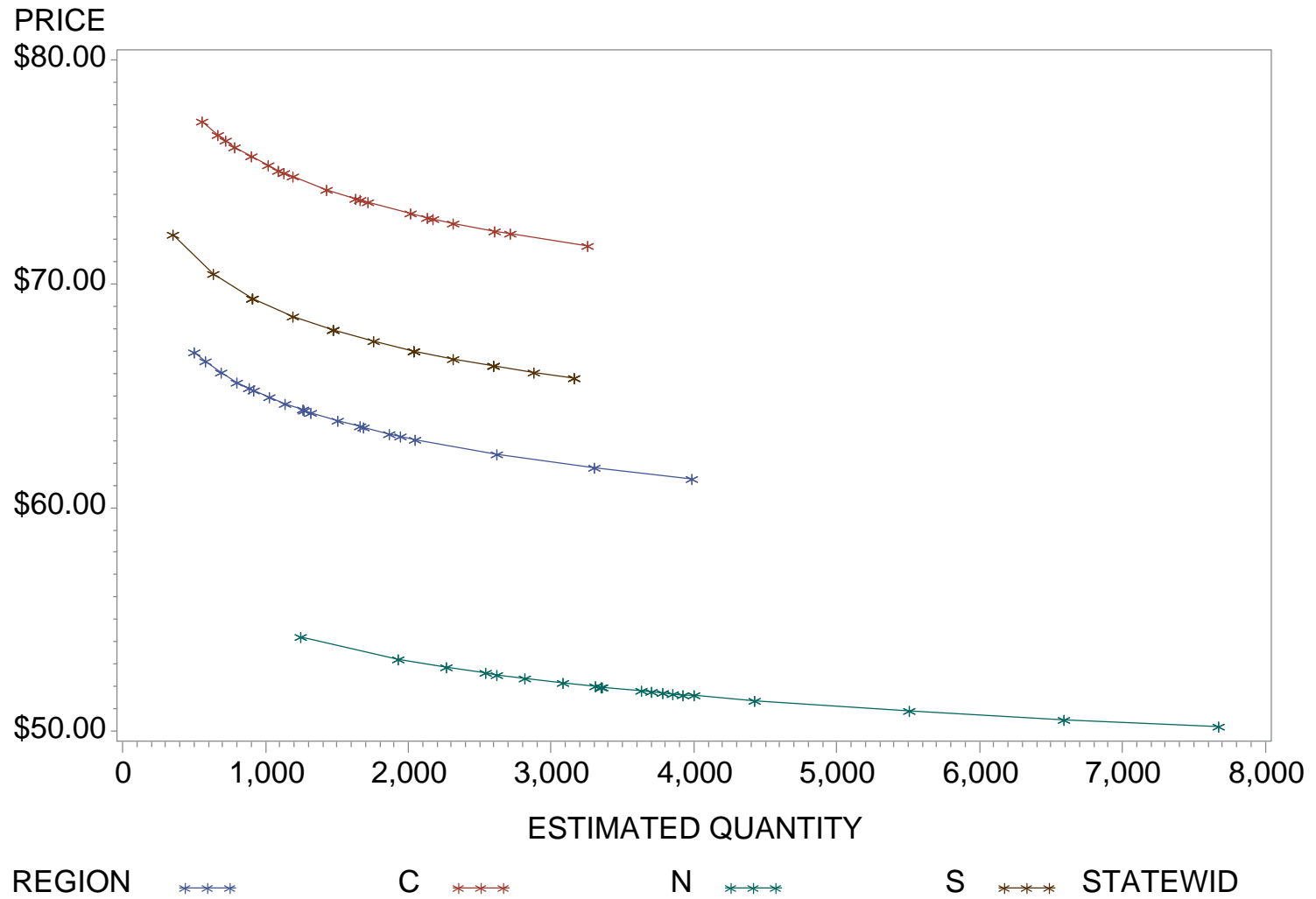
New Jersey Department of Transportation Jul 2020 - Jun 2023

ITEM NUMBER=607069P DESCRIPTION=9" X VARIABLE HEIGHT CONCRETE



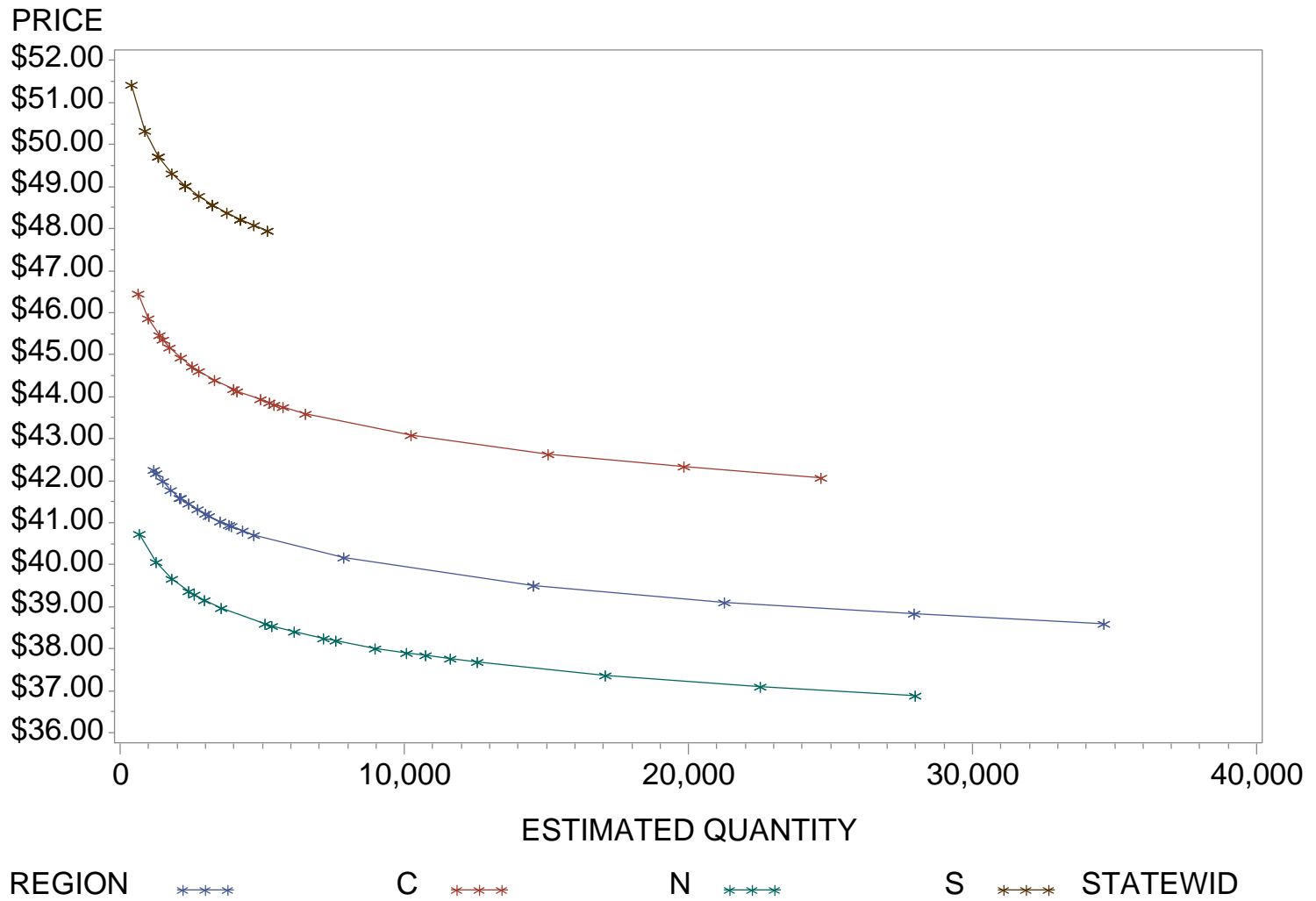
New Jersey Department of Transportation Jul 2020 - Jun 2023

ITEM NUMBER=608004P DESCRIPTION=NONVEGETATIVE SURFACE, POROUS



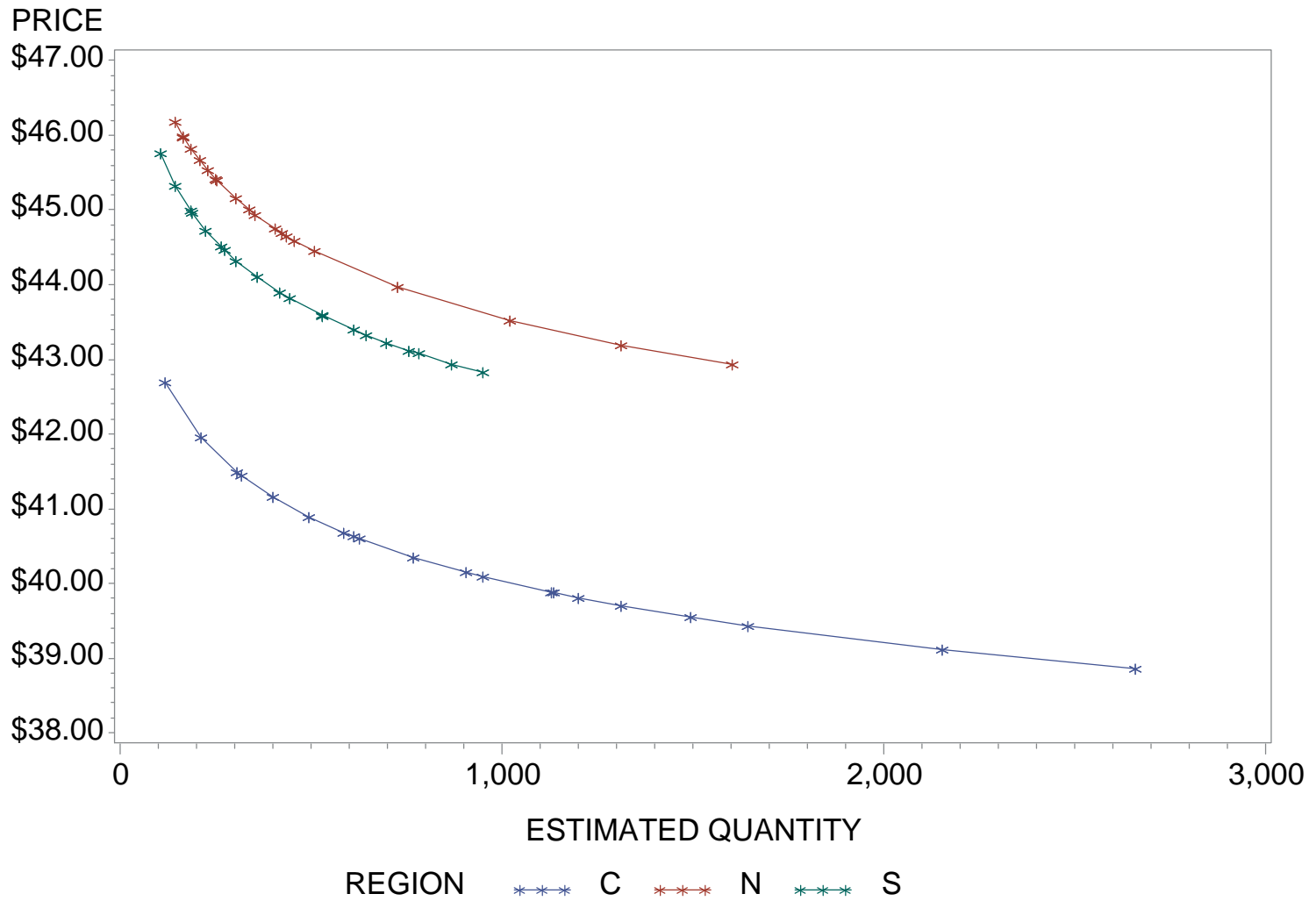
New Jersey Department of Transportation Jul 2020 - Jun 2023

ITEM NUMBER=609003M DESCRIPTION=BEAM GUIDE RAIL



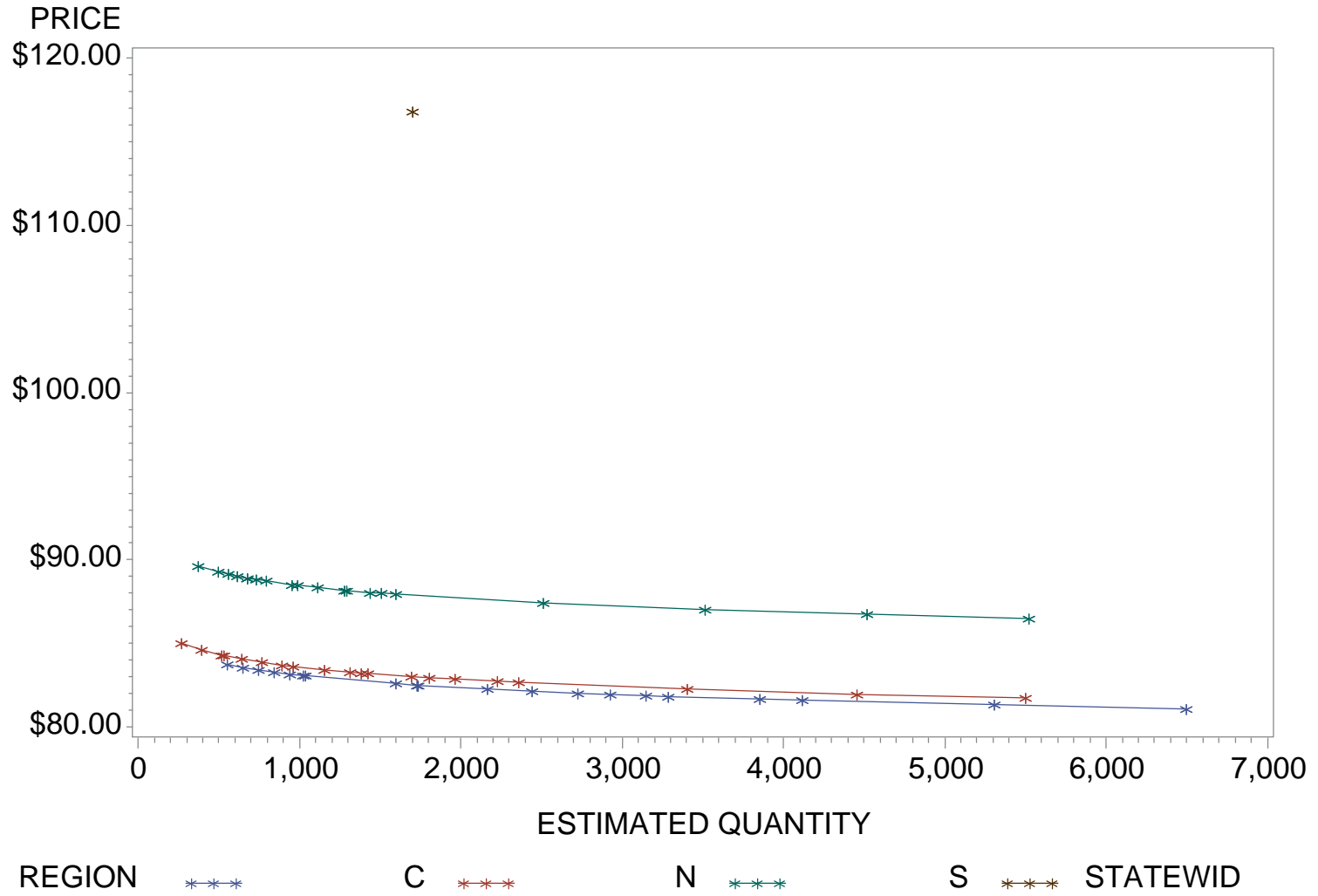
New Jersey Department of Transportation Jul 2020 - Jun 2023

ITEM NUMBER=612003P DESCRIPTION=REGULATORY AND WARNING SIGN



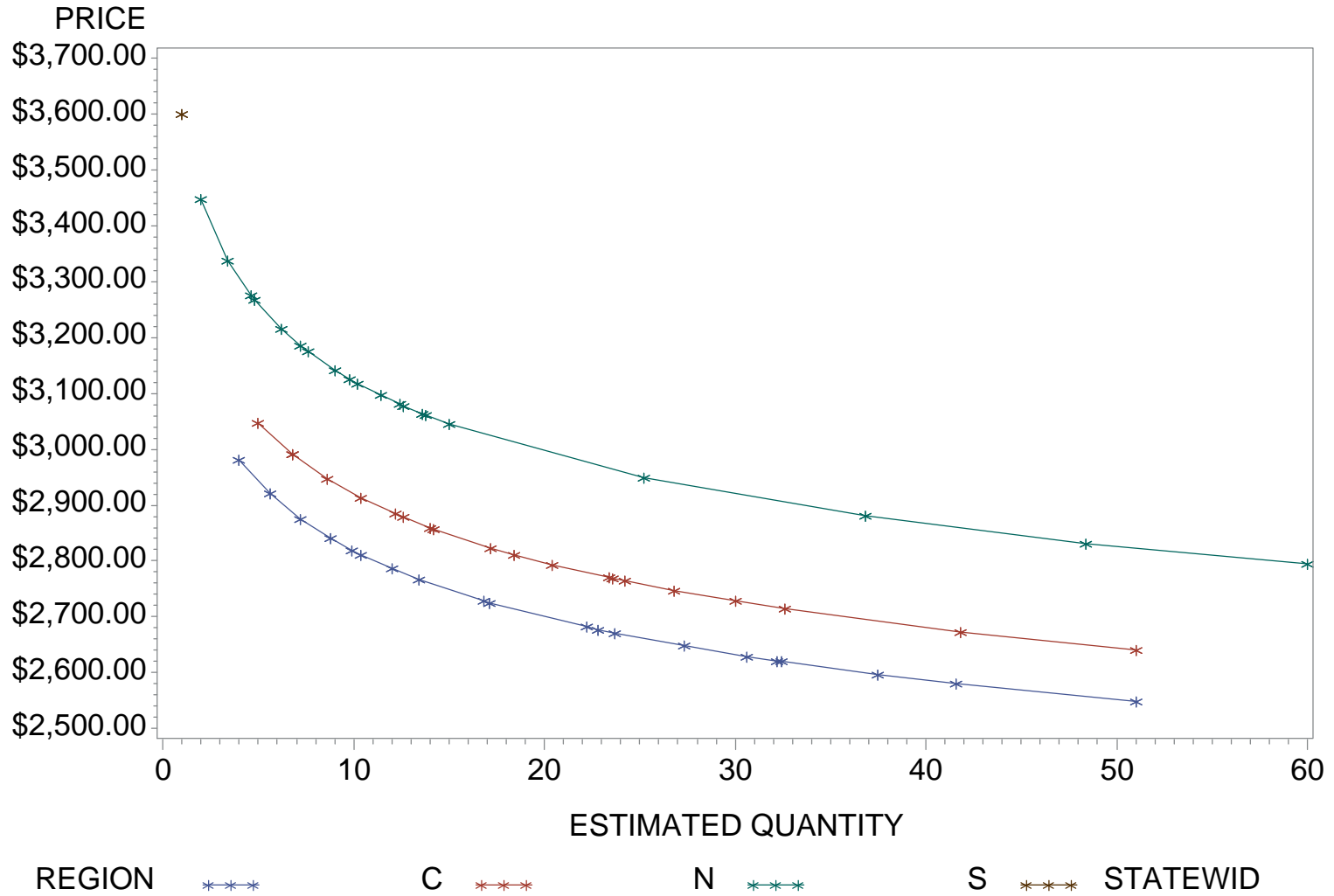
New Jersey Department of Transportation Jul 2020 - Jun 2023

ITEM NUMBER=701021P DESCRIPTION=3" RIGID METALLIC CONDUIT



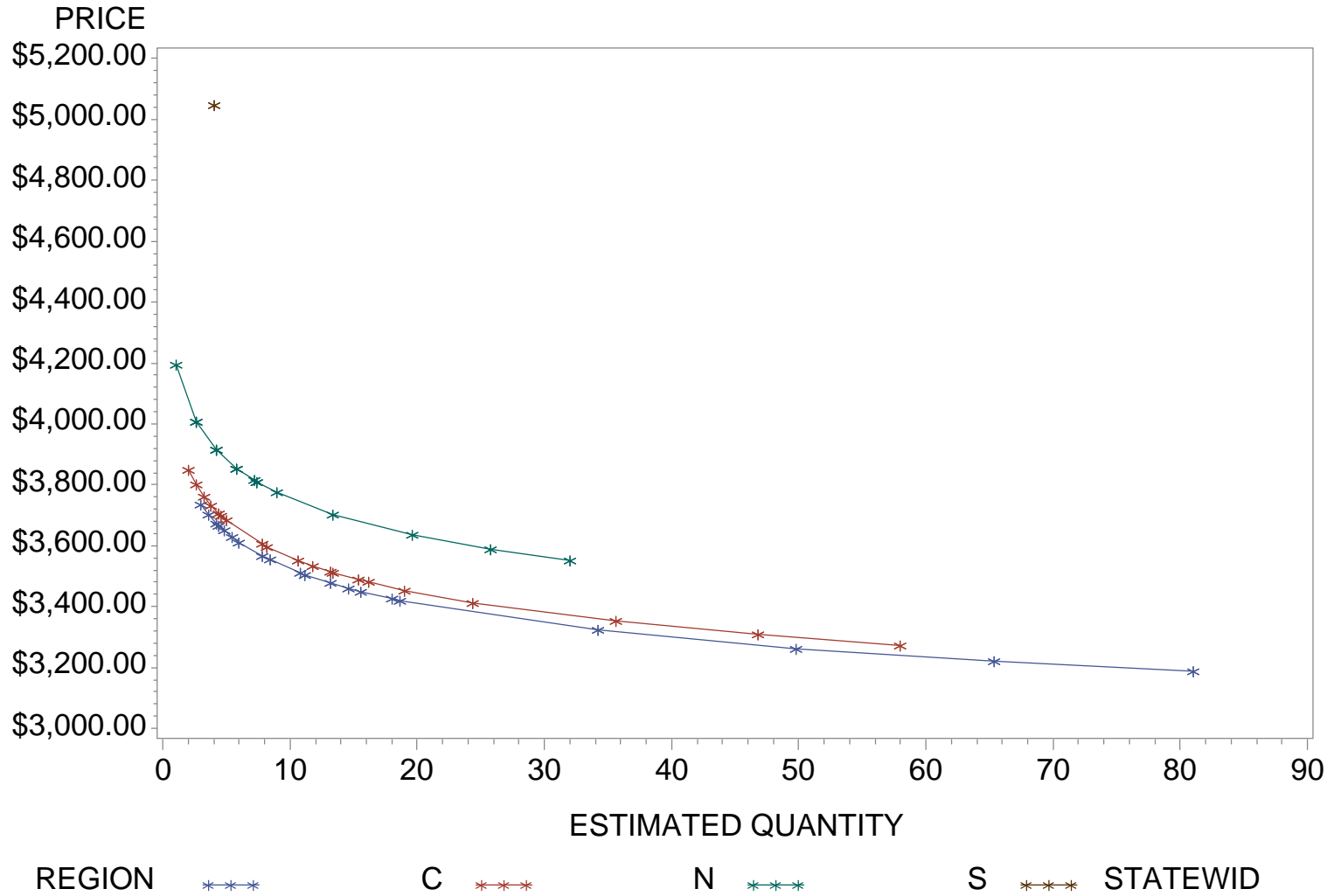
New Jersey Department of Transportation Jul 2020 - Jun 2023

ITEM NUMBER=701102M DESCRIPTION=18" X 36" JUNCTION BOX



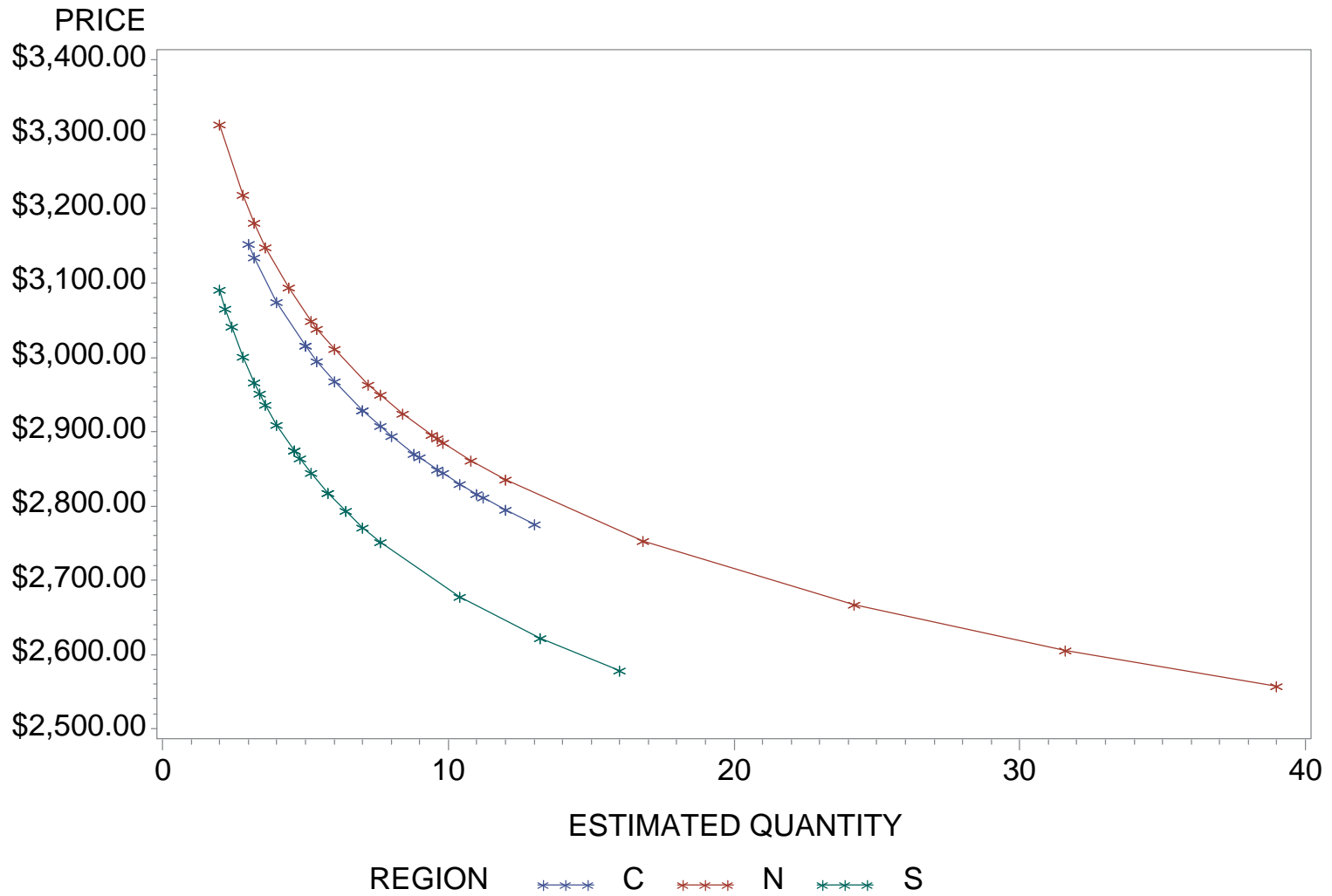
New Jersey Department of Transportation Jul 2020 - Jun 2023

ITEM NUMBER=701117M DESCRIPTION=JUNCTION BOX FOUNDATION



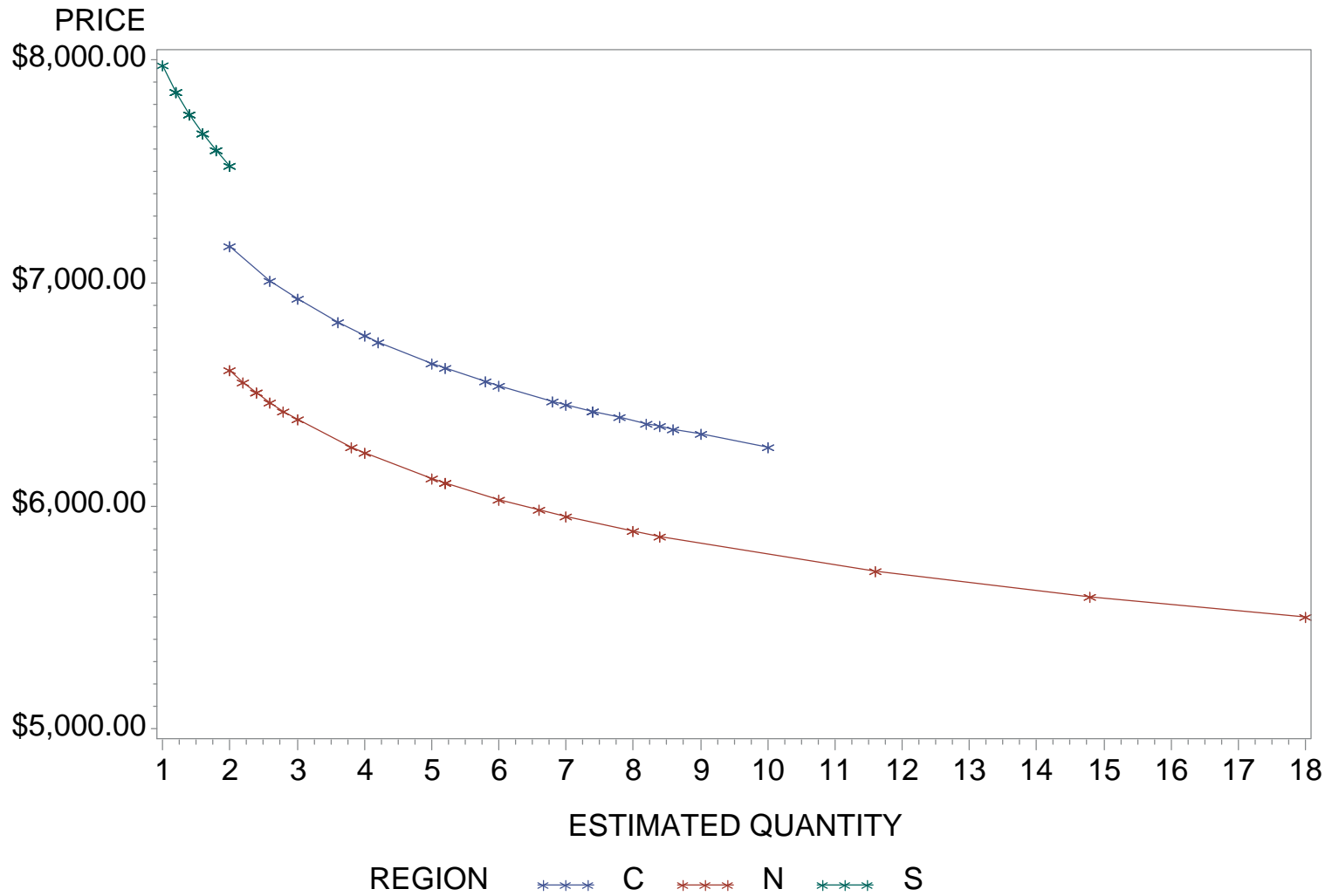
New Jersey Department of Transportation
 Jul 2020 - Jun 2023

ITEM NUMBER=701123M DESCRIPTION=FOUNDATION, TYPE SFT



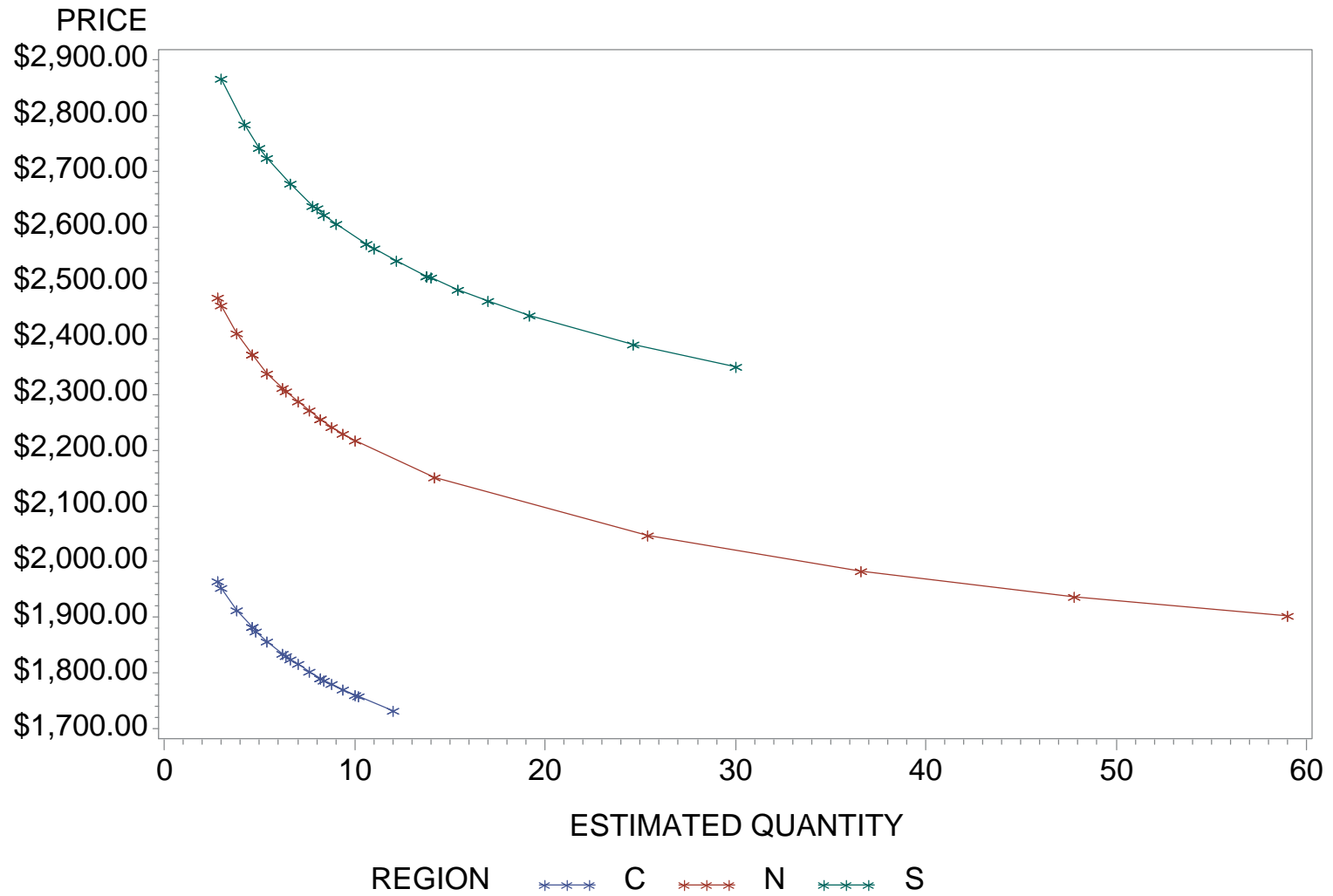
New Jersey Department of Transportation Jul 2020 - Jun 2023

ITEM NUMBER=701128M DESCRIPTION=FOUNDATION, TYPE P-MC MODIFIED



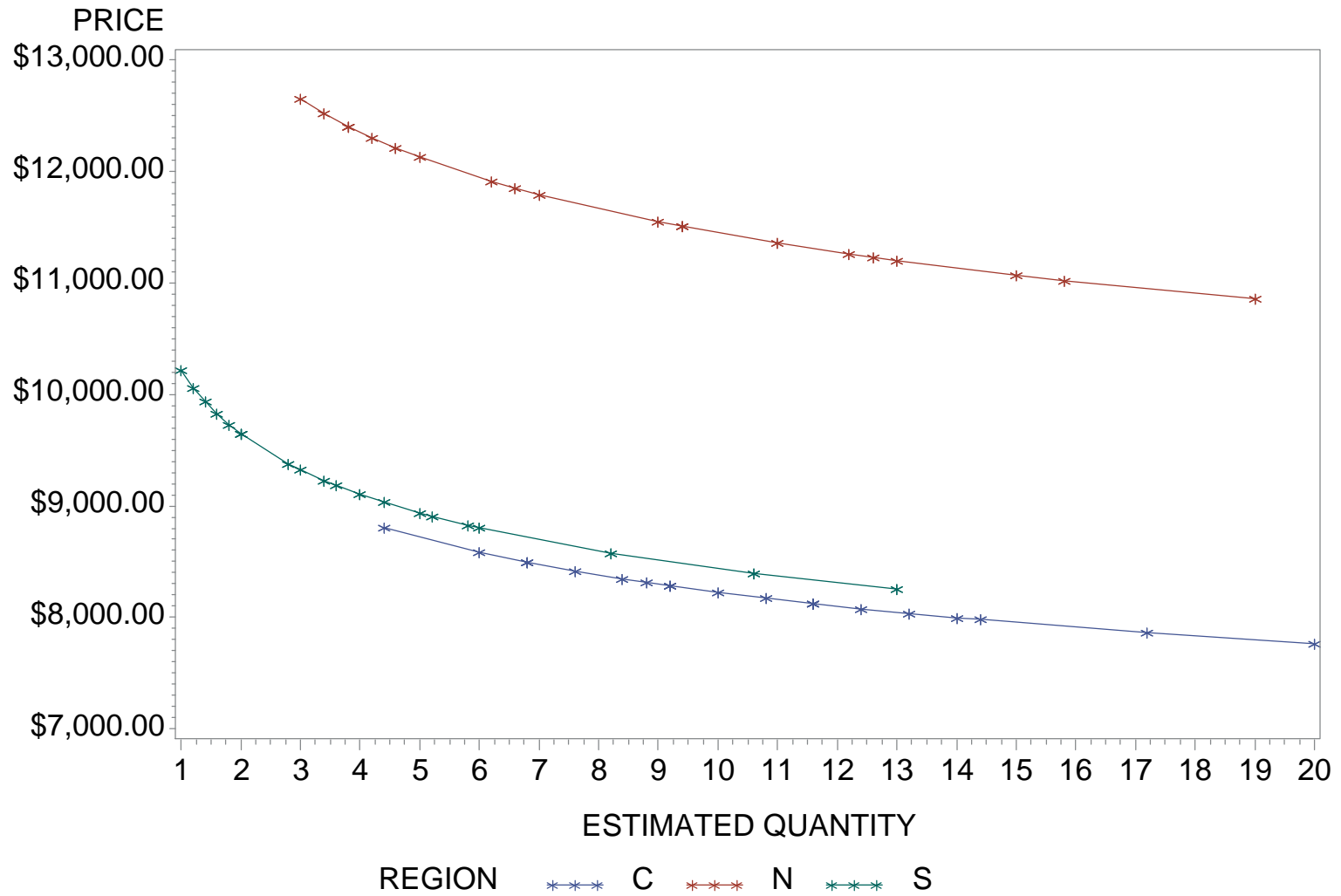
New Jersey Department of Transportation Jul 2020 - Jun 2023

ITEM NUMBER=701135M DESCRIPTION=FOUNDATION, TYPE SPF



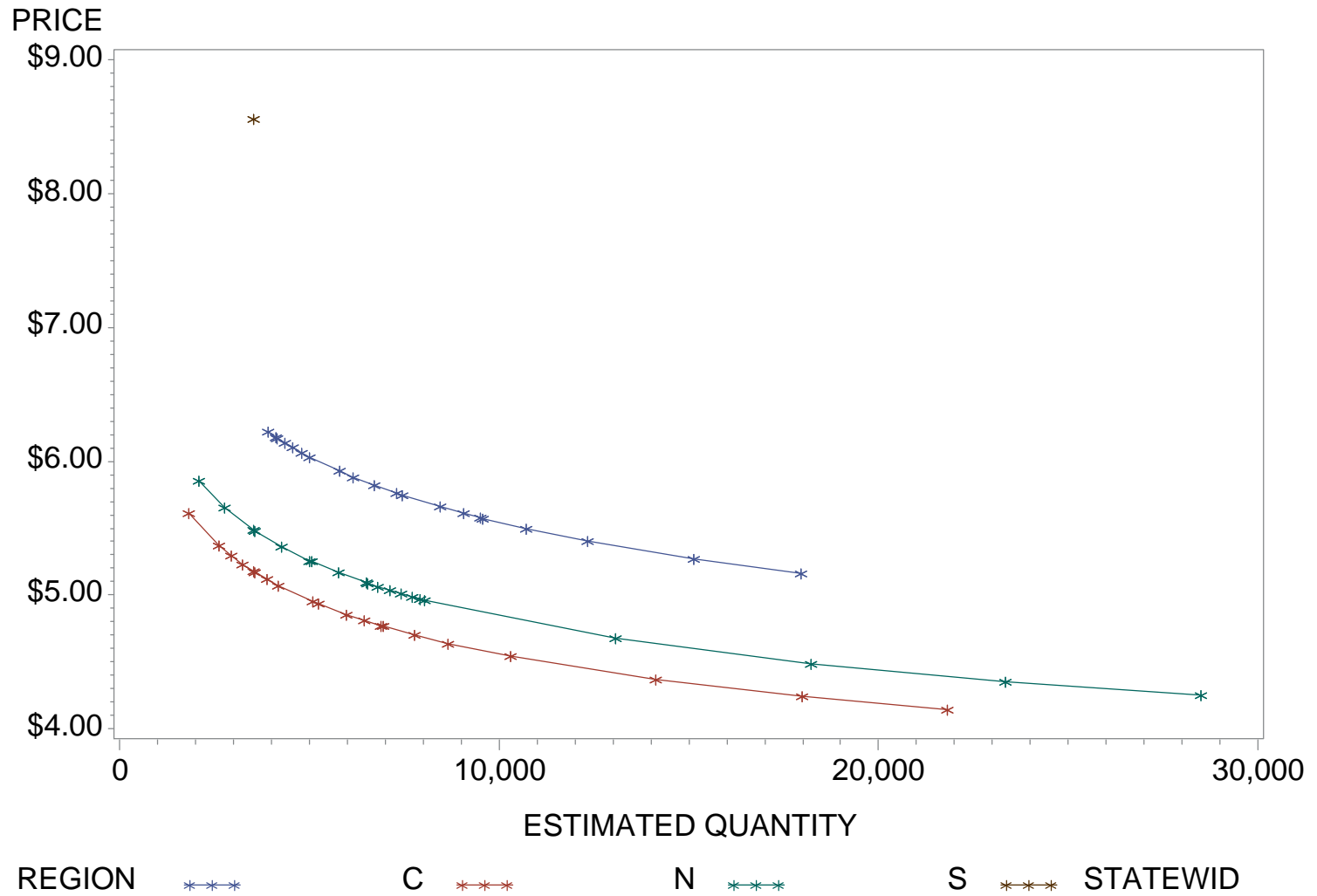
New Jersey Department of Transportation Jul 2020 - Jun 2023

ITEM NUMBER=701138M DESCRIPTION=FOUNDATION, TYPE STF



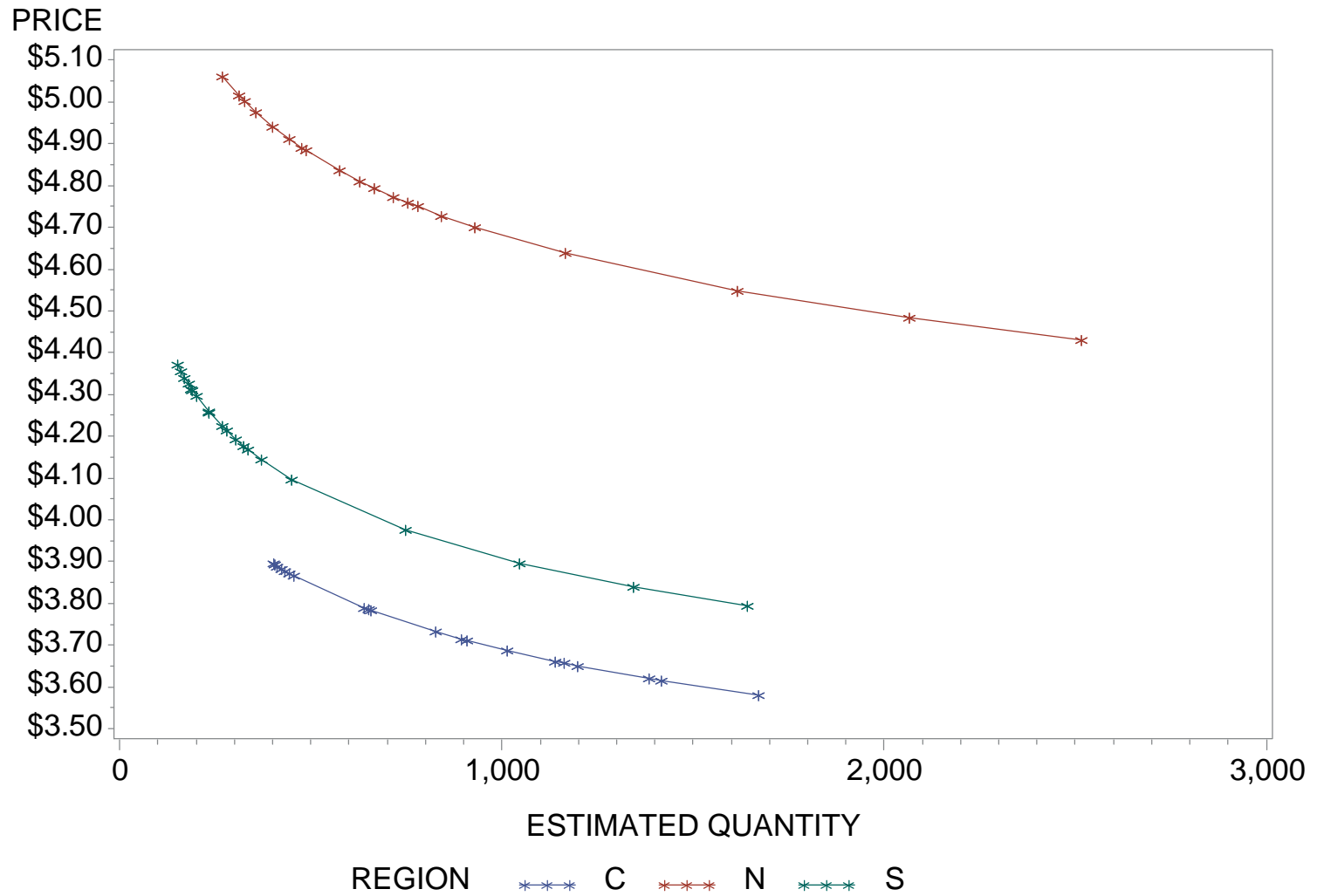
New Jersey Department of Transportation Jul 2020 - Jun 2023

ITEM NUMBER=701195P DESCRIPTION=MULTIPLE LIGHTING WIRE, NO. 2



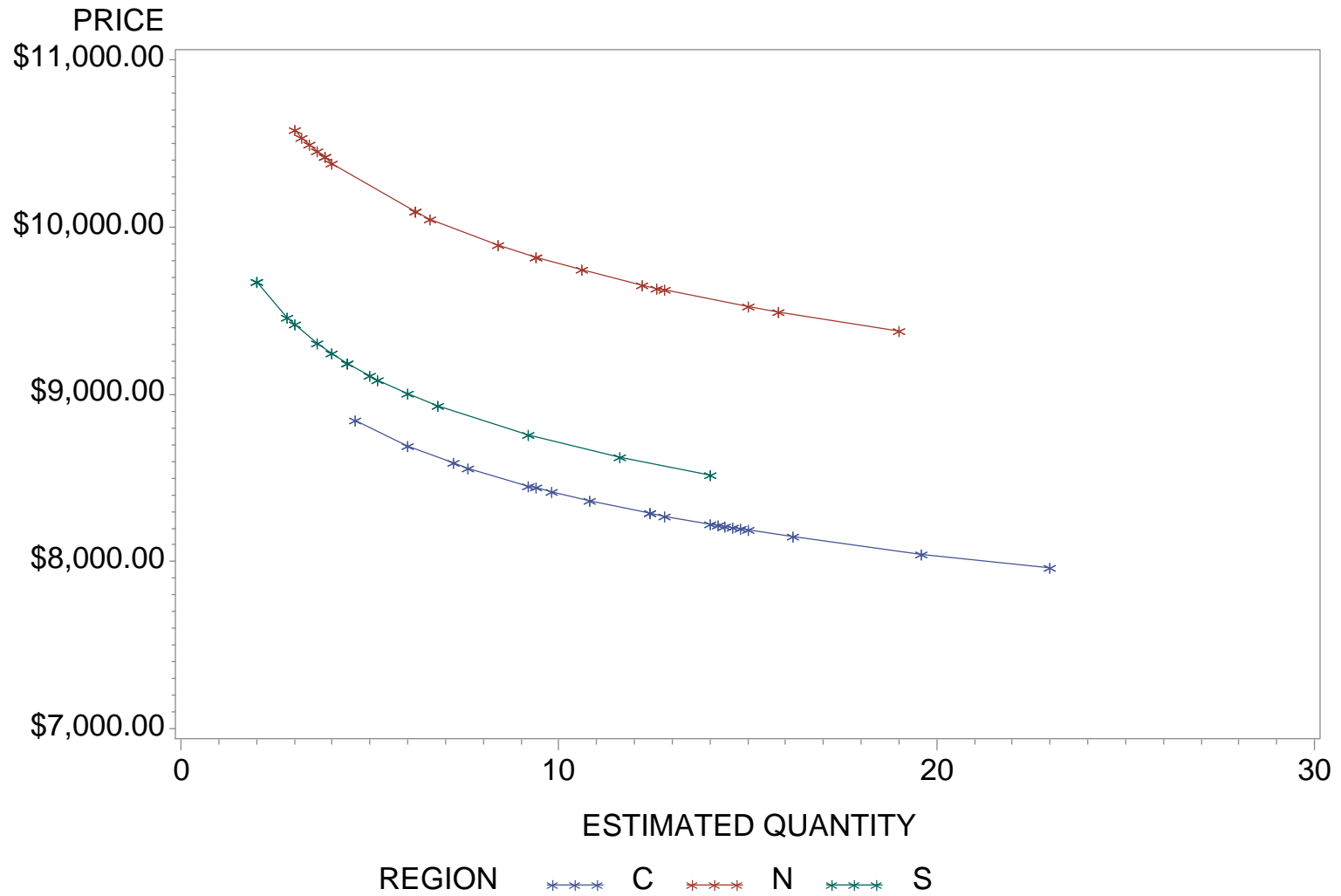
New Jersey Department of Transportation
Jul 2020 - Jun 2023

ITEM NUMBER=701213P DESCRIPTION=SERVICE WIRE, NO. 6 AWG



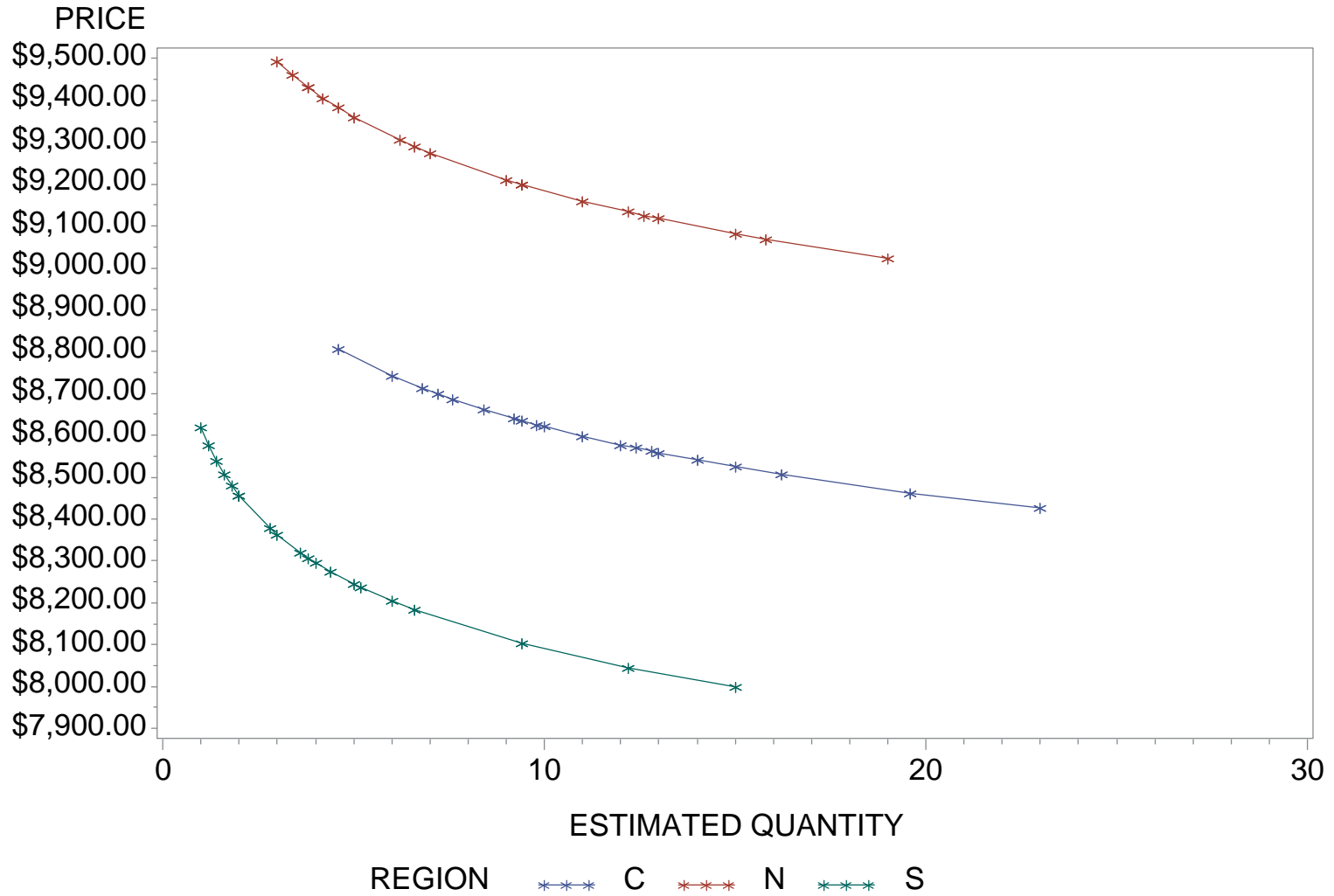
New Jersey Department of Transportation Jul 2020 - Jun 2023

ITEM NUMBER=702015M DESCRIPTION=TRAFFIC SIGNAL STANDARD, STEEL



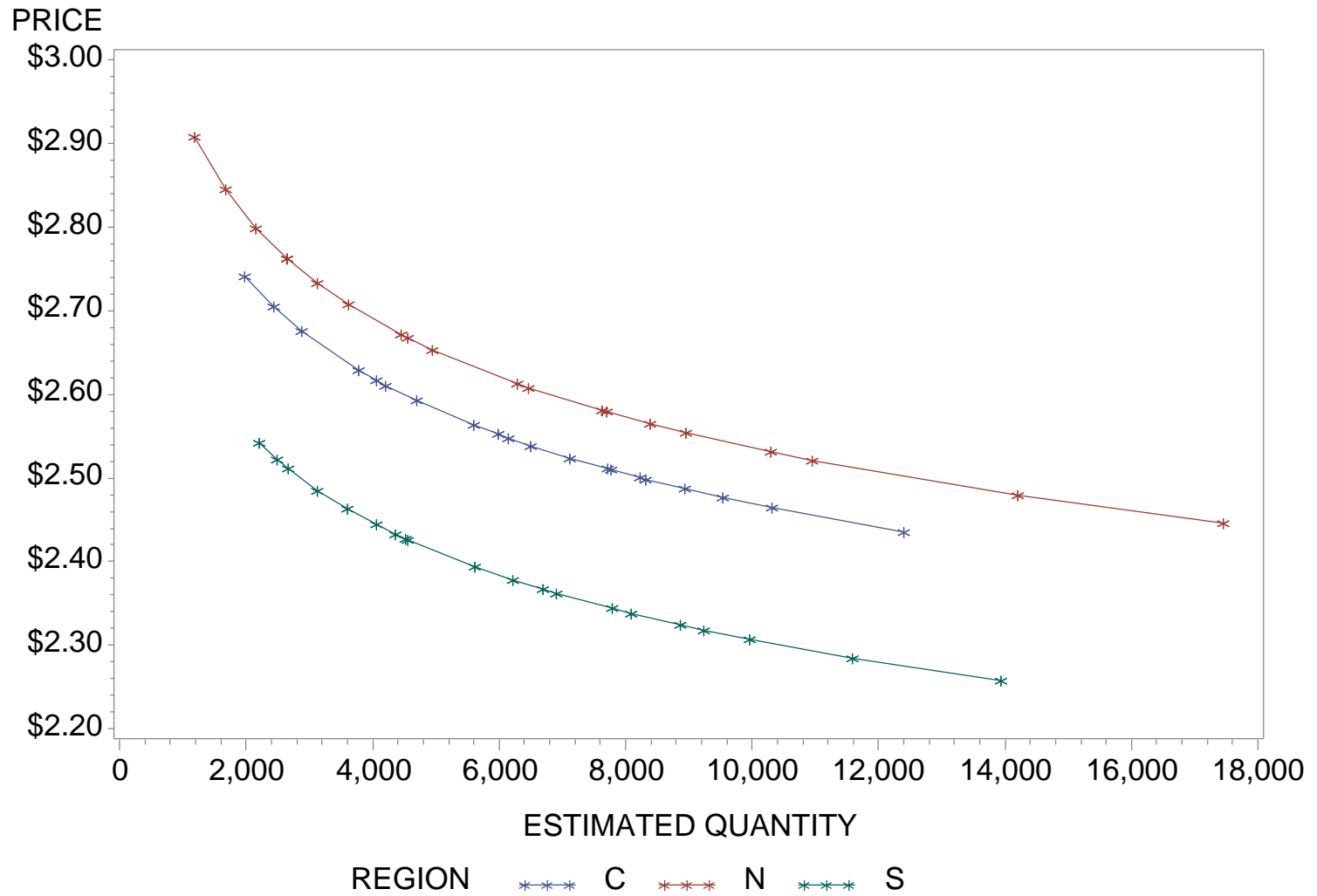
New Jersey Department of Transportation Jul 2020 - Jun 2023

ITEM NUMBER=702024M DESCRIPTION=TRAFFIC SIGNAL MAST ARM, STEEL



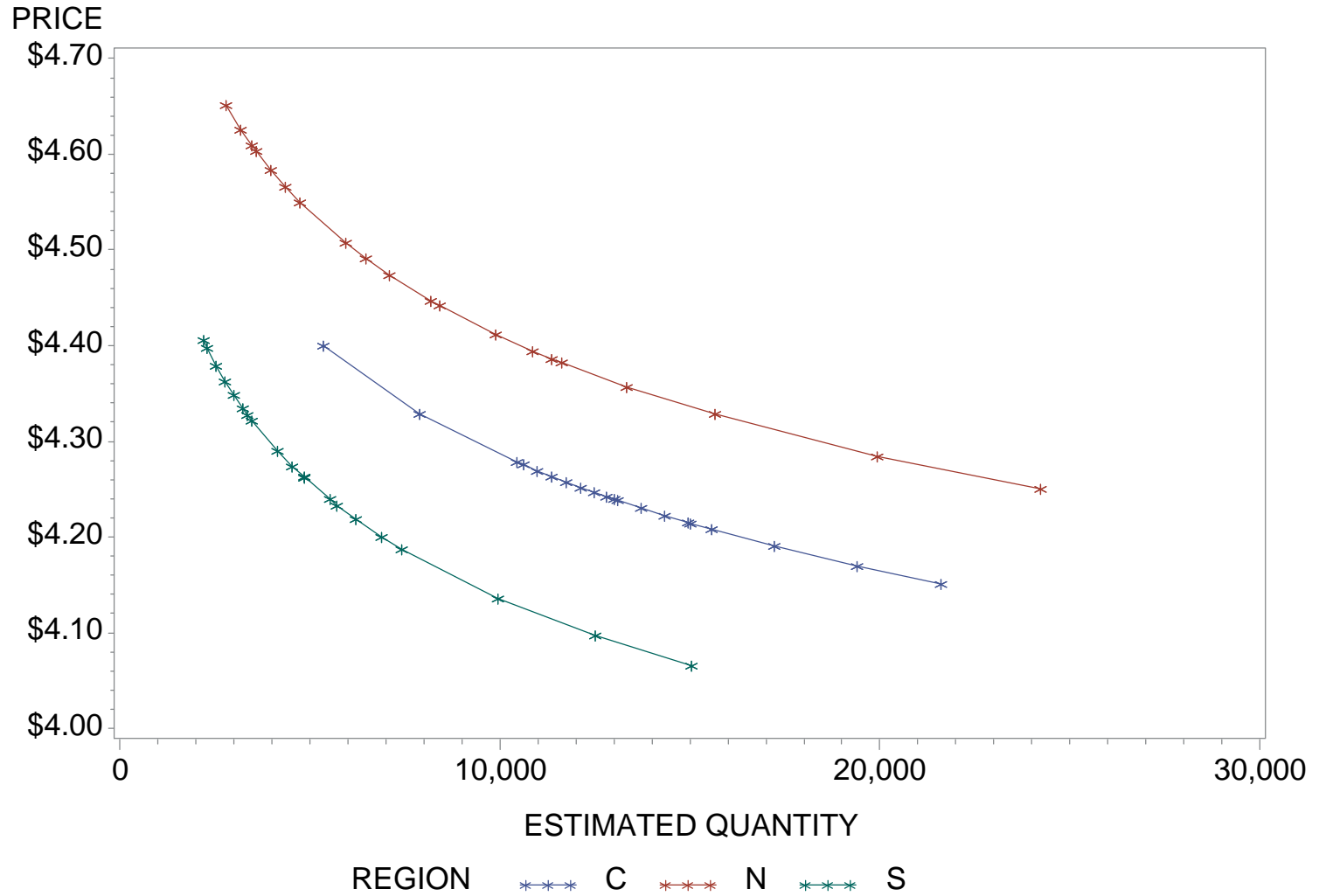
New Jersey Department of Transportation Jul 2020 - Jun 2023

ITEM NUMBER=702030P DESCRIPTION=TRAFFIC SIGNAL CABLE, 5 CONDUCT



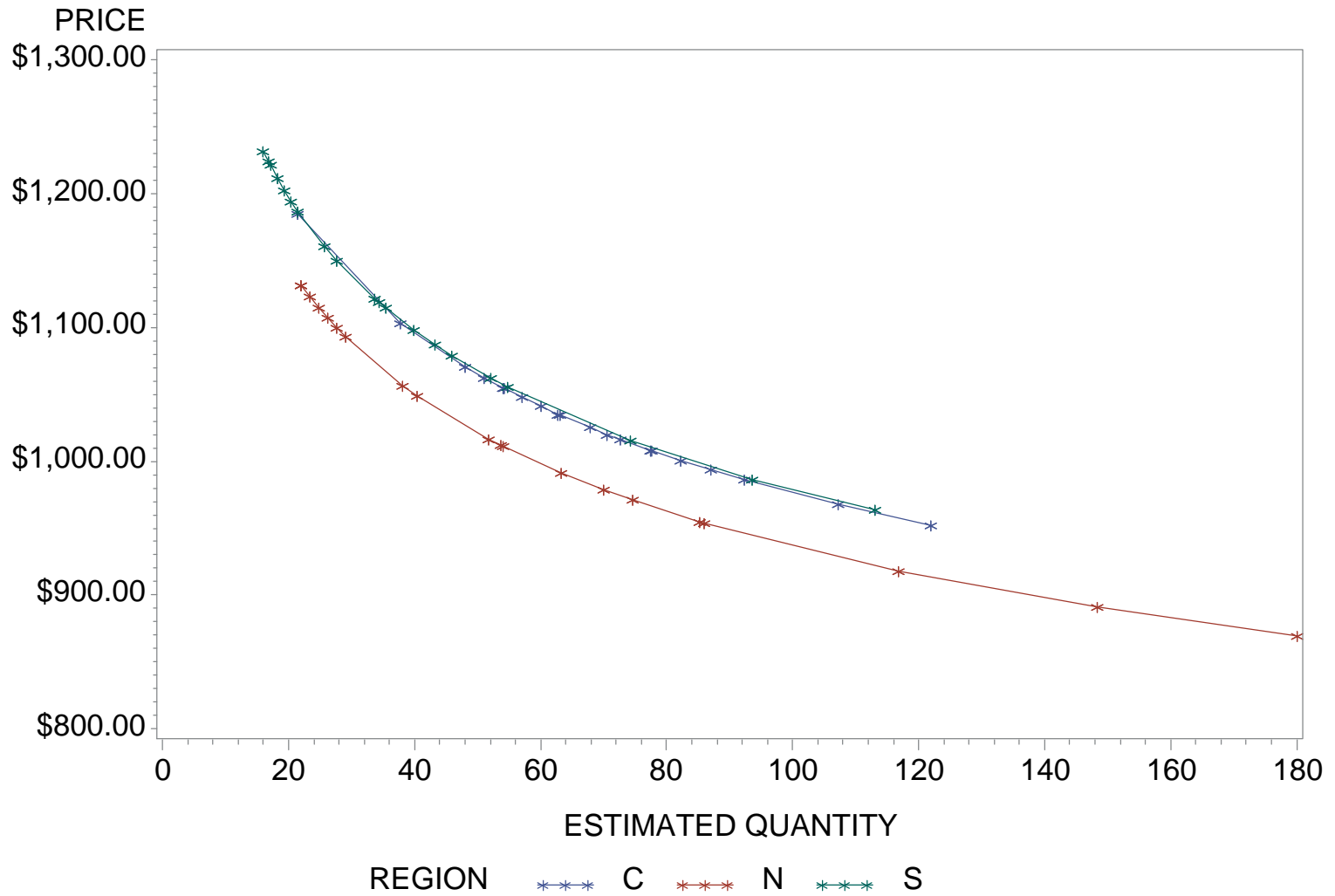
New Jersey Department of Transportation Jul 2020 - Jun 2023

ITEM NUMBER=702033P DESCRIPTION=TRAFFIC SIGNAL CABLE, 10 CONDU



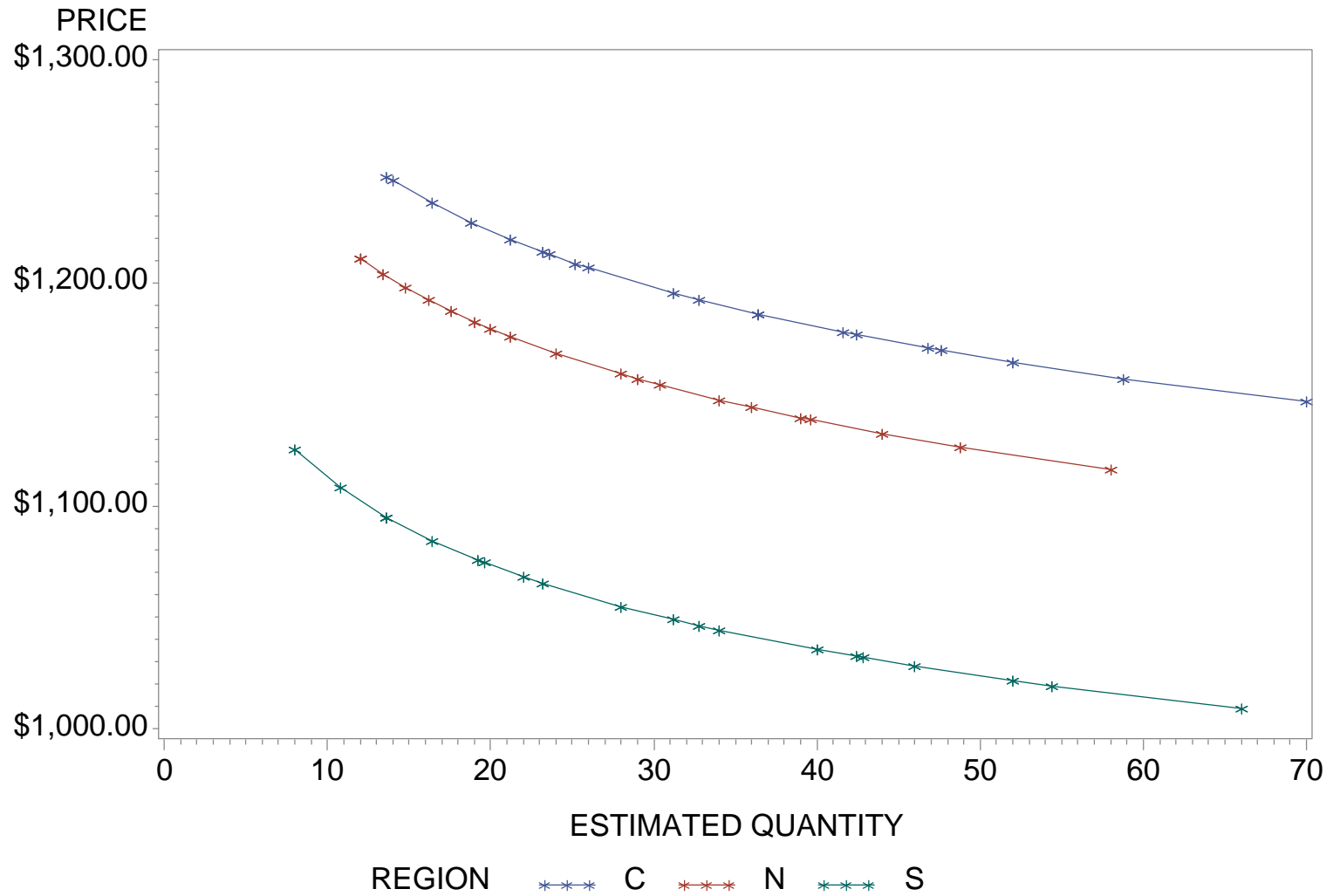
New Jersey Department of Transportation
 Jul 2020 - Jun 2023

ITEM NUMBER=702036M DESCRIPTION=TRAFFIC SIGNAL HEAD



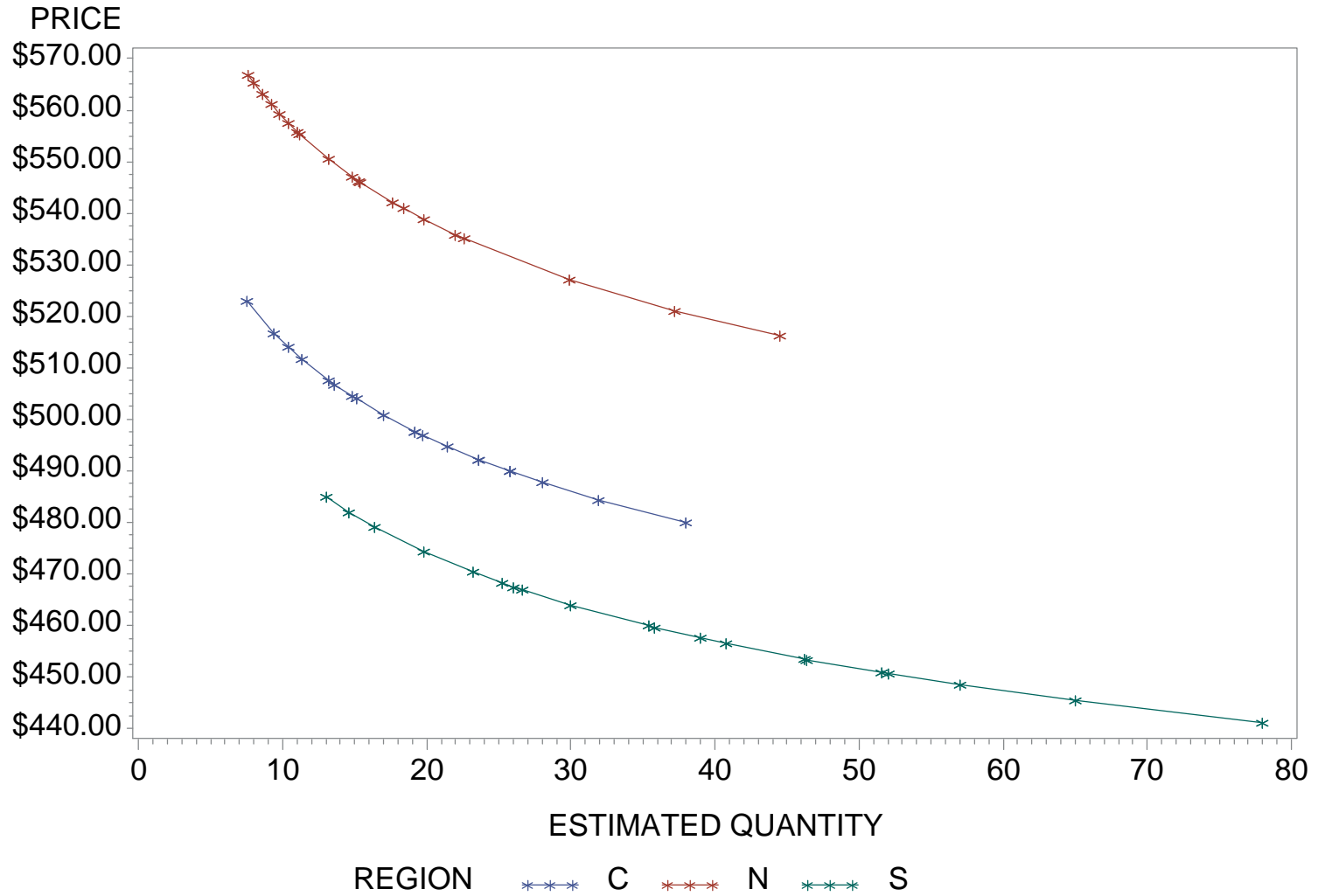
New Jersey Department of Transportation Jul 2020 - Jun 2023

ITEM NUMBER=702039M DESCRIPTION=PEDESTRIAN SIGNAL HEAD



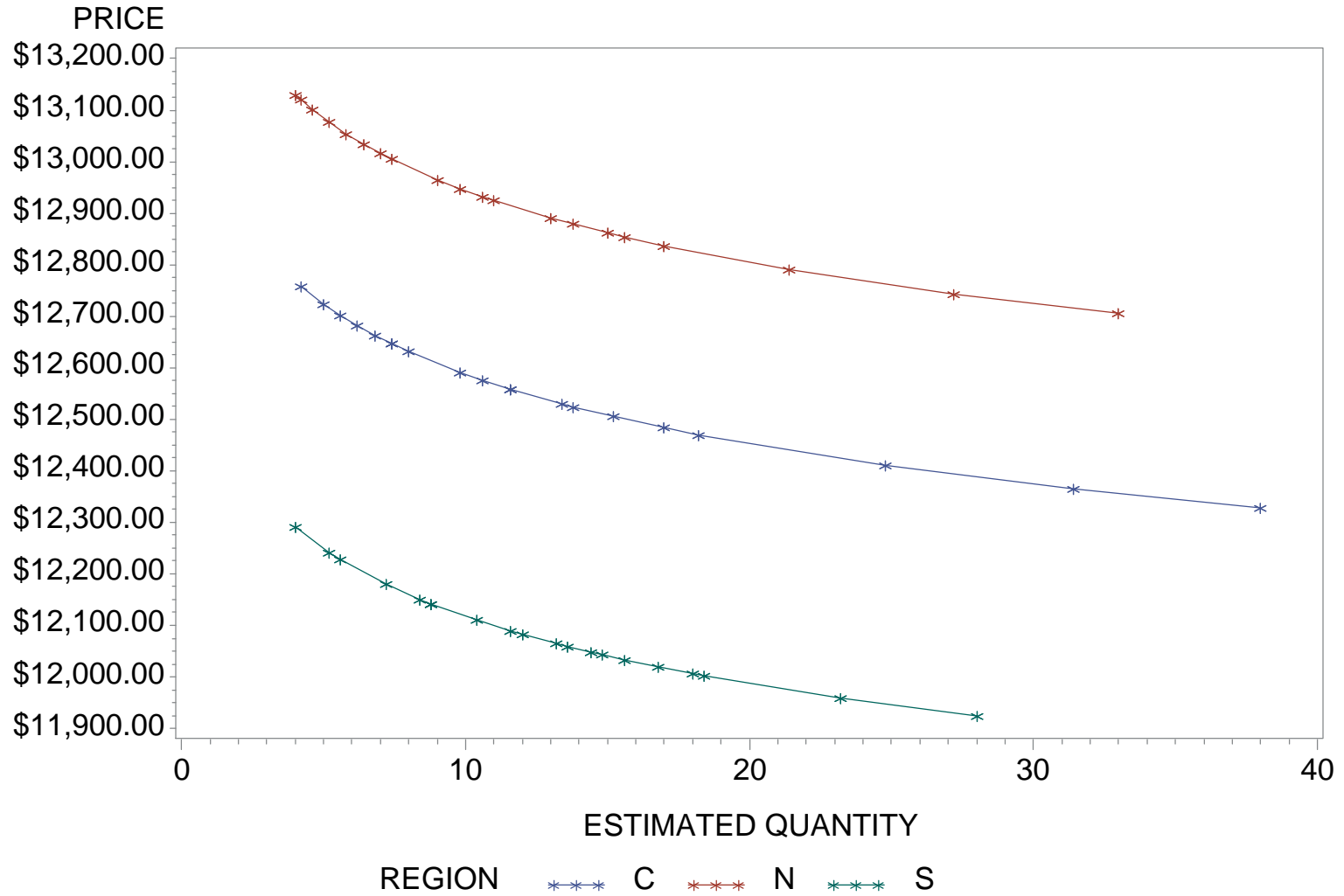
New Jersey Department of Transportation Jul 2020 - Jun 2023

ITEM NUMBER=702042M DESCRIPTION=PUSH BUTTON



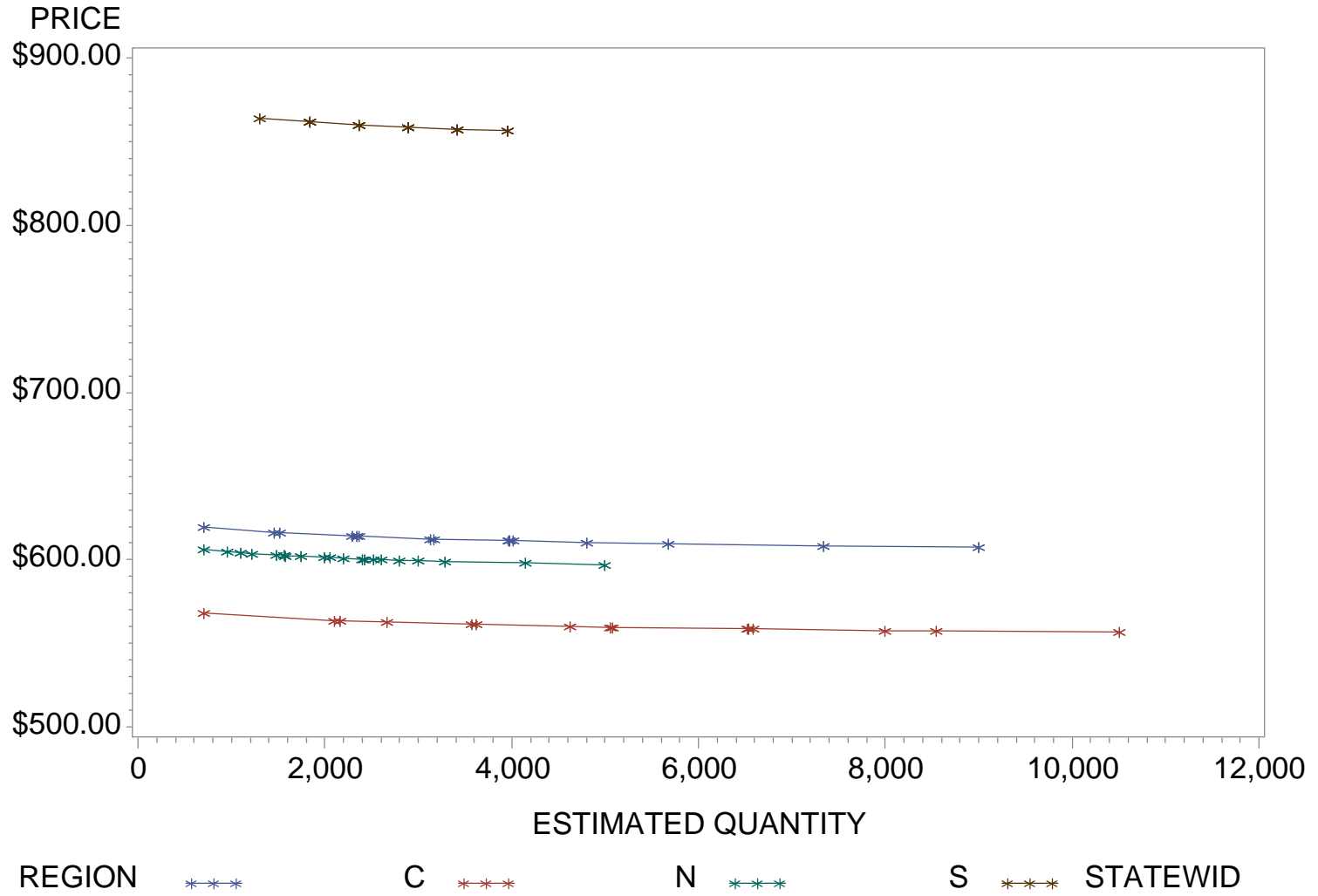
New Jersey Department of Transportation Jul 2020 - Jun 2023

ITEM NUMBER=702046M DESCRIPTION=RADAR DETECTOR



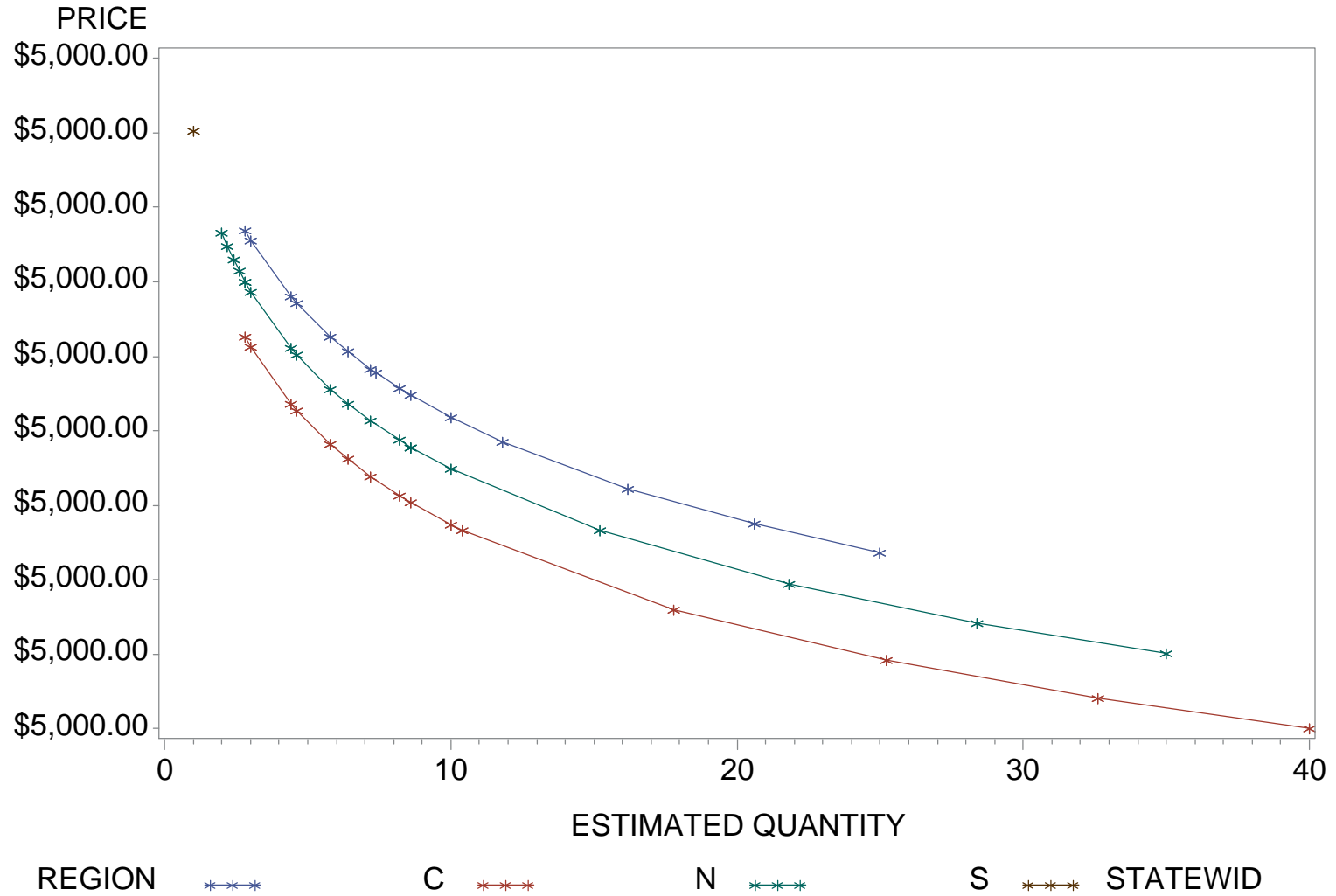
New Jersey Department of Transportation Jul 2020 - Jun 2023

ITEM NUMBER=MMB186M DESCRIPTION=LABOR CREW



New Jersey Department of Transportation Jul 2020 - Jun 2023

ITEM NUMBER=MMR006M DESCRIPTION=EMERGENCY MOBILIZATION



Historical Statistics For January 1, 1960 to December 31, 2025
Summary Report

<< O V E R A L L T O T A L S >>

	Awarded Contracts	Contracts Work Began	Completed Contracts	Subcontracts
Total Number	89			
Total Dollars	\$630,367,624			
	Proposals Let	Previously Let Proposals	Proposals Rejected	Proposals Cancelled
Total Number	89			
Total Dollars	\$685,892,383			

<< A W A R D T O T A L S >>

Area Totals			Major Contract Work Types			Major Vendors		
Area	Contracts	Total \$	Work Type	Contracts	Total \$	Vendor	Contracts	Total \$
N	37	\$287,641,865	PRIMARILY ASPHALT WORK	26	\$147,376,251	21-0529345/IEW CONSTRU	19	\$149,660,234
S	24	\$163,730,289	STRUCTURES - LARGE	18	\$145,955,119	21-0742073/SOUTH STATE	7	\$95,818,256
C	25	\$153,399,660	GENERAL CONSTRUCTION	11	\$94,946,393	22-2459294/SCHIFANO CO	9	\$74,069,442
STAT	3	\$25,595,811	BRIDGE, INCL CONCRETE	3	\$94,796,069	48-1287124/DELLA PELLO	5	\$50,110,989
			MISCELLANEOUS	7	\$36,419,759	22-2585273/JOSEPH M. S	3	\$43,229,213
			BASE COURSE	6	\$36,126,199	22-3787755/ASPHALT PAV	11	\$35,496,611
			BRIDGE MAINT (BUREAU O	4	\$26,362,383	22-1863748/BERTO CONST	5	\$31,388,040
			GUIDERAIL	4	\$14,359,773	55-0807147/ORCHARD HOL	5	\$26,342,263
			INTELLIGENT TRANSPORTA	1	\$12,801,553	22-1549727/UNION PAVIN	2	\$17,042,322
			PAVEMENT MARKING	4	\$8,761,732	22-2328302/GREEN CONST	1	\$14,468,468
			Other (4)	5	\$12,462,393	Other (16)	22	\$92,741,787

Historical Statistics For January 1, 1960 to December 31, 2025
Summary Report

<< B I D I N F O R M A T I O N >>

Area	Percent of Contracts Receiving Each Number of Bids										Total	Major Bidders		
	One	Two	Three	Four	Five	Six	Seven	Eight	Nine	Ten or More		Vendor	Bids	% Conts Bid
C	16.00	24.00	24.00	8.00	20.00			8.00			25	22-3170892/MOUNT CONST	26	29.89
N	11.11	11.11	16.67	22.22	19.44	11.11	8.33				36	21-0529345/IEW CONSTRU	24	27.59
S	21.74	17.39	39.13	13.04	4.35	4.35					23	22-2585273/JOSEPH M. S	21	24.14
STAT		66.67	33.33								3	22-2382970/CRISDEL GRO	18	20.69
ALL	14.94	18.39	25.29	14.94	14.94	5.75	3.45	2.30			87	22-2459294/SCHIFANO CO	16	18.39
												48-1287124/DELLA PELLO	14	16.09
												22-2335070/D'ANNUNZIO	12	13.79
												22-3787755/ASPHALT PAV	12	13.79
												CAPITAL PAVING & CONTR	12	13.79
												21-0742073/SOUTH STATE	11	12.64
												Other (45)	129	

<< E S T I M A T E VS A W A R D E D B I D S >>

Area	Percent of Awards for Each Range Over/Under Estimate					Total Num	Area	Percent of Awarded Dollars for Each Range Over/Under Estimate				
	< -10%	-10% to 0	0 to +10%	> +10%	Total Num			< -10%	-10% to 0	0 to +10%	> +10%	Total Dollar
C	40.00	20.00	28.00	12.00	25	C	36.91	25.15	30.11	7.82	\$153,399,660	
N	45.95	18.92	8.11	27.03	37	N	41.09	32.13	12.67	14.11	\$287,641,865	
S	37.50	16.67	25.00	20.83	24	S	31.82	40.10	14.14	13.94	\$163,730,289	
STAT	66.67		33.33		3	STAT	40.34		59.66		\$25,595,811	
ALL	42.70	17.98	19.10	20.22	89	ALL	37.64	31.20	19.21	11.96	\$630,367,624	

Historical Statistics For January 1, 1960 to December 31, 2025
AREA/VENDOR REPORT FOR AREA C

-----<< O V E R A L L A R E A T O T A L S >>-----

	Awarded Contracts	Contracts Work Began	Completed Contracts	Subcontracts
Area Total Number	25			
% of Overall Total	28.09			
Area Total Dollars	\$153,399,660			
% of Overall Total	24.33			
	Proposals Let	Previously Let Proposals	Proposals Rejected	Proposals Cancelled
Area Total Number	25			
% of Overall Total	28.09			
Area Total Dollars	\$164,140,129			
% of Overall Total	23.93			

-----<< A R E A A W A R D T O T A L S >>-----

Vendor	Contracts	% Area Total	% Vendor Total	Vendor	Dollars	% Area Total	% Vendor Total
21-0529345/IEW CONSTRU	4	16.00	21.05	21-0529345/IEW CONSTRU	\$38,458,797	25.07	25.70
22-2459294/SCHIFANO CO	4	16.00	44.44	22-2459294/SCHIFANO CO	\$35,891,678	23.40	48.46
22-3787755/ASPHALT PAV	3	12.00	27.27	48-1287124/DELLA PELLO	\$18,722,488	12.21	37.36
55-0807147/ORCHARD HOL	2	8.00	40.00	22-3787755/ASPHALT PAV	\$11,716,562	7.64	33.01
21-0742073/SOUTH STATE	1	4.00	14.29	23-1715080/PKF-MARK II	\$9,398,980	6.13	100.00
22-1844615/DONJON MARI	1	4.00	100.00	22-2299140/DENVILLE LI	\$6,899,759	4.50	91.79
22-2299140/DENVILLE LI	1	4.00	50.00	22-1844615/DONJON MARI	\$5,474,060	3.57	100.00
22-2813594/POWER CONCR	1	4.00	50.00	22-2813594/POWER CONCR	\$5,369,379	3.50	47.37
23-1715080/PKF-MARK II	1	4.00	100.00	21-0742073/SOUTH STATE	\$4,296,000	2.80	4.48
48-1287124/DELLA PELLO	1	4.00	20.00	22-2115708/M.L. RUBERT	\$3,429,833	2.24	59.11
Other (6)	6			Other (6)	\$13,742,125		

Historical Statistics For January 1, 1960 to December 31, 2025
AREA/VENDOR REPORT FOR AREA C

<< AREA BID INFORMATION >>

Vendor	Percent of Bids on Contracts Receiving Each Number of Bids									Ten or More	Bids	% Vendor Bids	% Conts Bid
	One	Two	Three	Four	Five	Six	Seven	Eight	Nine				
22-3170892/MOUNT CONST			42.86	14.29	42.86						7	26.92	28.00
21-0529345/IEW CONSTRU			50.00	16.67	33.33						6	25.00	24.00
22-2585273/JOSEPH M. S			33.33	16.67	50.00						6	28.57	24.00
22-2459294/SCHIFANO CO			20.00	20.00	20.00			40.00			5	31.25	20.00
26-2873194/BLACK ROCK		20.00		20.00	40.00			20.00			5	45.45	20.00
22-1841600/EARLE ASPHA		25.00			50.00			25.00			4	66.67	16.00
22-1863748/BERTO CONST					100.00						4	36.36	16.00
22-2382970/CRISDEL GRO			25.00		25.00			50.00			4	22.22	16.00
48-1287124/DELLA PELLO				25.00	25.00			50.00			4	28.57	16.00
21-0689285/STAVOLA CON					33.33			66.67			3	75.00	12.00
Other (23)											35		

<< AREA ESTIMATE VS AWARDED BIDS >>

Vendor	Percent of Awards for Each Range Over/Under Estimate					Total Num	Vendor	Percent of Awarded Dollars for Each Range Over/Under Estimate					Total Dollars
	< -10%	10% to 0	0 to +10%	> +10%				< -10%	10% to 0	0 to +10%	> +10%		
21-0529345/IEW CONSTRU	25.00	25.00	50.00			4	21-0529345/IEW CONSTRU	23.69	30.28	46.03			\$38,458,797
22-2459294/SCHIFANO CO	75.00	25.00				4	22-2459294/SCHIFANO CO	72.00	28.00				\$35,891,678
22-3787755/ASPHALT PAV	33.33		33.33	33.33		3	48-1287124/DELLA PELLO			100.00			\$18,722,488
55-0807147/ORCHARD HOL			50.00	50.00		2	22-3787755/ASPHALT PAV	28.75		26.46	44.79		\$11,716,562
21-0742073/SOUTH STATE	100.00					1	23-1715080/PKF-MARK II			100.00			\$9,398,980
22-1844615/DONJON MARI				100.00		1	22-2299140/DENVILLE LI			100.00			\$6,899,759
22-2299140/DENVILLE LI		100.00				1	22-1844615/DONJON MARI				100.00		\$5,474,060
22-2813594/POWER CONCR	100.00					1	22-2813594/POWER CONCR	100.00					\$5,369,379
23-1715080/PKF-MARK II		100.00				1	21-0742073/SOUTH STATE	100.00					\$4,296,000
48-1287124/DELLA PELLO			100.00			1	22-2115708/M.L. RUBERT	100.00					\$3,429,833
Other (6)	50.00	16.67	33.33			6	Other (6)	37.87	4.26	48.54	9.33		\$13,742,125

Historical Statistics For January 1, 1960 to December 31, 2025
AREA/VENDOR REPORT FOR AREA N

<< O V E R A L L A R E A T O T A L S >>

	Awarded Contracts	Contracts Work Began	Completed Contracts	Subcontracts
Area Total Number	37			
% of Overall Total	41.57			
Area Total Dollars	\$287,641,865			
% of Overall Total	45.63			
	Proposals Let	Previously Let Proposals	Proposals Rejected	Proposals Cancelled
Area Total Number	37			
% of Overall Total	41.57			
Area Total Dollars	\$316,141,047			
% of Overall Total	46.09			

<< A R E A A W A R D T O T A L S >>

Vendor	Contracts	% Area Total	% Vendor Total	Vendor	Dollars	% Area Total	% Vendor Total
21-0529345/IEW CONSTRU	6	16.22	31.58	21-0529345/IEW CONSTRU	\$62,514,721	21.73	41.77
22-1863748/BERTO CONST	5	13.51	100.00	22-2459294/SCHIFANO CO	\$32,315,340	11.23	43.63
22-2459294/SCHIFANO CO	4	10.81	44.44	22-2585273/JOSEPH M. S	\$31,695,534	11.02	73.32
22-3787755/ASPHALT PAV	4	10.81	36.36	48-1287124/DELLA PELLO	\$31,388,500	10.91	62.64
48-1287124/DELLA PELLO	4	10.81	80.00	22-1863748/BERTO CONST	\$31,388,040	10.91	100.00
55-0807147/ORCHARD HOL	3	8.11	60.00	55-0807147/ORCHARD HOL	\$23,965,773	8.33	90.98
CAPITAL PAVING & CONTR	3	8.11	100.00	22-1549727/UNION PAVIN	\$17,042,322	5.92	100.00
22-1549727/UNION PAVIN	2	5.41	100.00	22-2328302/GREEN CONST	\$14,468,468	5.03	100.00
22-2328302/GREEN CONST	1	2.70	100.00	22-3787755/ASPHALT PAV	\$13,420,477	4.67	37.81
22-2585273/JOSEPH M. S	1	2.70	33.33	CAPITAL PAVING & CONTR	\$13,419,668	4.67	100.00
Other (4)	4			Other (4)	\$16,023,021		

Historical Statistics For January 1, 1960 to December 31, 2025
AREA/VENDOR REPORT FOR AREA N

<< AREA BID INFORMATION >>

Vendor	Percent of Bids on Contracts Receiving Each Number of Bids										Ten or More	Bids	% Vendor Bids	% Conts Bid
	One	Two	Three	Four	Five	Six	Seven	Eight	Nine					
22-2382970/CRISDEL GRO			7.69	23.08	30.77	23.08	15.38					13	72.22	36.11
22-2459294/SCHIFANO CO					60.00	20.00	20.00					10	62.50	27.78
48-1287124/DELLA PELLO					50.00	30.00	20.00					10	71.43	27.78
CAPITAL PAVING & CONTR					60.00	20.00	20.00					10	83.33	27.78
21-0529345/IEW CONSTRU			44.44	33.33	11.11		11.11					9	37.50	25.00
22-2335070/D'ANNUNZIO				11.11	44.44	22.22	22.22					9	75.00	25.00
22-2585273/JOSEPH M. S			25.00	37.50	12.50	12.50	12.50					8	38.10	22.22
22-3170892/MOUNT CONST			37.50	50.00		12.50						8	30.77	22.22
22-1549727/UNION PAVIN			14.29	42.86	14.29	14.29	14.29					7	100.00	19.44
06-1032119/TILCON NEW					50.00	16.67	33.33					6	85.71	16.67
Other (23)												52		

<< AREA ESTIMATE VS AWARDED BIDS >>

Vendor	Percent of Awards for Each Range Over/Under Estimate					Total Num	Vendor	Percent of Awarded Dollars for Each Range Over/Under Estimate					Total Dollars
	< -10%	10% to 0	0 to +10%	> +10%				< -10%	10% to 0	0 to +10%	> +10%		
21-0529345/IEW CONSTRU	33.33	50.00		16.67	6	6	21-0529345/IEW CONSTRU	37.99	59.44		2.57	\$62,514,721	
22-1863748/BERTO CONST	40.00			60.00	5	5	22-2459294/SCHIFANO CO	100.00				\$32,315,340	
22-2459294/SCHIFANO CO	100.00				4	4	22-2585273/JOSEPH M. S		100.00			\$31,695,534	
22-3787755/ASPHALT PAV		25.00		75.00	4	4	48-1287124/DELLA PELLO	56.19	43.81			\$31,388,500	
48-1287124/DELLA PELLO	75.00	25.00			4	4	22-1863748/BERTO CONST	43.33			56.67	\$31,388,040	
55-0807147/ORCHARD HOL			33.33	66.67	3	3	55-0807147/ORCHARD HOL			89.18	10.82	\$23,965,773	
CAPITAL PAVING & CONTR	100.00				3	3	22-1549727/UNION PAVIN	52.93			47.07	\$17,042,322	
22-1549727/UNION PAVIN	50.00			50.00	2	2	22-2328302/GREEN CONST			100.00		\$14,468,468	
22-2328302/GREEN CONST			100.00		1	1	22-3787755/ASPHALT PAV		21.26		78.74	\$13,420,477	
22-2585273/JOSEPH M. S		100.00			1	1	CAPITAL PAVING & CONTR	100.00				\$13,419,668	
Other (4)	50.00	25.00	25.00		4	4	Other (4)	52.78	43.37	3.85		\$16,023,021	

Historical Statistics For January 1, 1960 to December 31, 2025
AREA/VENDOR REPORT FOR AREA S

<< O V E R A L L A R E A T O T A L S >>

	Awarded Contracts	Contracts Work Began	Completed Contracts	Subcontracts
Area Total Number	24			
% of Overall Total	26.97			
Area Total Dollars	\$163,730,289			
% of Overall Total	25.97			
	Proposals Let	Previously Let Proposals	Proposals Rejected	Proposals Cancelled
Area Total Number	24			
% of Overall Total	26.97			
Area Total Dollars	\$178,111,858			
% of Overall Total	25.97			

<< A R E A A W A R D T O T A L S >>

Vendor	Contracts	% Area Total	% Vendor Total	Vendor	Dollars	% Area Total	% Vendor Total
21-0529345/IEW CONSTRU	7	29.17	36.84	21-0742073/SOUTH STATE	\$91,522,256	55.90	95.52
21-0742073/SOUTH STATE	6	25.00	85.71	21-0529345/IEW CONSTRU	\$28,953,330	17.68	19.35
22-3787755/ASPHALT PAV	4	16.67	36.36	22-3787755/ASPHALT PAV	\$10,359,571	6.33	29.18
22-1841600/EARLE ASPHA	1	4.17	50.00	22-2585273/JOSEPH M. S	\$8,898,803	5.44	20.59
22-2115708/M.L. RUBERT	1	4.17	50.00	75-3015885/M. PAINTING	\$6,476,480	3.96	100.00
22-2332677/ZONE STRIPI	1	4.17	100.00	22-3170892/MOUNT CONST	\$6,089,431	3.72	100.00
22-2585273/JOSEPH M. S	1	4.17	33.33	22-1841600/EARLE ASPHA	\$5,713,513	3.49	70.16
22-3170892/MOUNT CONST	1	4.17	100.00	23-1644245/MOBILE DRED	\$2,684,792	1.64	100.00
23-1644245/MOBILE DRED	1	4.17	100.00	22-2115708/M.L. RUBERT	\$2,372,779	1.45	40.89
75-3015885/M. PAINTING	1	4.17	100.00	22-2332677/ZONE STRIPI	\$659,334	0.40	100.00
Other (0)	0			Other (0)	\$0		

Historical Statistics For January 1, 1960 to December 31, 2025
AREA/VENDOR REPORT FOR AREA S

<< AREA BID INFORMATION >>

Vendor	Percent of Bids on Contracts Receiving Each Number of Bids										Ten or More	Bids	% Vendor Bids	% Conts Bid
	One	Two	Three	Four	Five	Six	Seven	Eight	Nine					
22-3170892/MOUNT CONST		22.22	66.67		11.11							9	34.62	39.13
21-0529345/IEW CONSTRU		14.29	85.71									7	29.17	30.43
21-0742073/SOUTH STATE	16.67	16.67	16.67	50.00								6	54.55	26.09
22-2585273/JOSEPH M. S			83.33		16.67							6	28.57	26.09
22-3787755/ASPHALT PAV	80.00	20.00										5	41.67	21.74
22-2269412/RICHARD E.			66.67	33.33								3	100.00	13.04
22-1841600/EARLE ASPHA			50.00	50.00								2	33.33	8.70
23-1715080/PKF-MARK II			50.00	50.00								2	50.00	8.70
11-2030326/AHERN PAINT						100.00						1	100.00	4.35
21-0665029/J. FLETCHER				100.00								1	33.33	4.35
Other (21)												21		

<< AREA ESTIMATE VS AWARDED BIDS >>

Vendor	Percent of Awards for Each Range Over/Under Estimate					Total Num	Vendor	Percent of Awarded Dollars for Each Range Over/Under Estimate				
	< -10%	10% to 0	0 to +10%	> +10%	Total			< -10%	10% to 0	0 to +10%	> +10%	Total Dollars
21-0529345/IEW CONSTRU	14.29	28.57	42.86	14.29	7	7	21-0742073/SOUTH STATE	32.43	59.09		8.49	\$91,522,256
21-0742073/SOUTH STATE	66.67	16.67		16.67	6	6	21-0529345/IEW CONSTRU	17.89	28.84	49.39	3.89	\$28,953,330
22-3787755/ASPHALT PAV		25.00	25.00	50.00	4	4	22-3787755/ASPHALT PAV		31.17	20.26	48.58	\$10,359,571
22-1841600/EARLE ASPHA	100.00				1	1	22-2585273/JOSEPH M. S				100.00	\$8,898,803
22-2115708/M.L. RUBERT	100.00				1	1	75-3015885/M. PAINTING	100.00				\$6,476,480
22-2332677/ZONE STRIPI			100.00		1	1	22-3170892/MOUNT CONST			100.00		\$6,089,431
22-2585273/JOSEPH M. S				100.00	1	1	22-1841600/EARLE ASPHA	100.00				\$5,713,513
22-3170892/MOUNT CONST			100.00		1	1	23-1644245/MOBILE DRED	100.00				\$2,684,792
23-1644245/MOBILE DRED	100.00				1	1	22-2115708/M.L. RUBERT	100.00				\$2,372,779
75-3015885/M. PAINTING	100.00				1	1	22-2332677/ZONE STRIPI			100.00		\$659,334

Historical Statistics For January 1, 1960 to December 31, 2025
 AREA/VENDOR REPORT FOR AREA STAT

-----<< O V E R A L L A R E A T O T A L S >>-----

	Awarded Contracts	Contracts Work Began	Completed Contracts	Subcontracts
Area Total Number	3			
% of Overall Total	3.37			
Area Total Dollars	\$25,595,811			
% of Overall Total	4.06			
	Proposals Let	Previously Let Proposals	Proposals Rejected	Proposals Cancelled
Area Total Number	3			
% of Overall Total	3.37			
Area Total Dollars	\$27,499,350			
% of Overall Total	4.01			

-----<< A R E A A W A R D T O T A L S >>-----

Vendor	Contracts	% Area Total	% Vendor Total	Vendor	Dollars	% Area Total	% Vendor Total
21-0529345/IEW CONSTRU	2	66.67	10.53	21-0529345/IEW CONSTRU	\$19,733,386	77.10	13.19
22-2459294/SCHIFANO CO	1	33.33	11.11	22-2459294/SCHIFANO CO	\$5,862,425	22.90	7.91
Other (0)	0			Other (0)	\$0		

Historical Statistics For January 1, 1960 to December 31, 2025
 AREA/VENDOR REPORT FOR AREA STAT

<< AREA BID INFORMATION >>

Vendor	Percent of Bids on Contracts Receiving Each Number of Bids										Ten or More	Bids	% Vendor Bids	% Conts Bid
	One	Two	Three	Four	Five	Six	Seven	Eight	Nine					
21-0529345/IEW CONSTRU		50.00	50.00									2	8.33	66.67
22-3170892/MOUNT CONST		50.00	50.00									2	7.69	66.67
22-2459294/SCHIFANO CO		100.00										1	6.25	33.33
22-2585273/JOSEPH M. S			100.00									1	4.76	33.33
26-2873194/BLACK ROCK		100.00										1	9.09	33.33
Other (0)												0		

<< AREA ESTIMATE VS AWARDED BIDS >>

Vendor	Percent of Awards for Each Range Over/Under Estimate					Total Num	Vendor	Percent of Awarded Dollars for Each Range Over/Under Estimate					Total Dollars
	< -10%	10% to 0	0 to +10%	> +10%				< -10%	10% to 0	0 to +10%	> +10%		
21-0529345/IEW CONSTRU	50.00		50.00			2	21-0529345/IEW CONSTRU	22.62		77.38		\$19,733,386	
22-2459294/SCHIFANO CO	100.00					1	22-2459294/SCHIFANO CO	100.00				\$5,862,425	