

APPENDIX A – TRAFFIC VOLUME COUNT DATA

ATR Data - Collected as part of Portway Phase I

File Name	Location	Start Date
27589- 1	TONNELLE AVE SB S/O ROUTE 3	THURSDAY 03/23/00
27589- 2	TONNELLE AVE NB S/O RTE 3	THURSDAY 03/23/00
27589- 3	TONNELLE AVE SB N/O JUGHANDLE TO SECAUCUS RD	THURSDAY 03/23/00
27589- 4	TONNELLE AVE NB S/O SECAUCUS	THURSDAY 03/23/00
27589- 5	TONNELLE AVE SB N/O MANHATTAN AVE	THURSDAY 03/23/00
27589- 6	TONNELLE AVE NB S/O MANHATTAN AVE	THURSDAY 03/23/00
27589- 7	RT 1&9 WB E/O SUMMIT AVE	THURSDAY 03/23/00
27589- 8	RT 1&9 EB E/O SUMMIT AVE	THURSDAY 03/23/00
27589- 9	PULASKI SKYWAY EB BET. CHARLOTTE ANDTONNELLE CIR	THURSDAY 03/23/00
27589- 10	PULASKI SKYWAY WB BET. CHARLOTTE CIRCLE	THURSDAY 03/23/00
27589- 11	NEWARK AVE WB W/O CHARLOTTE AVE	THURSDAY 03/23/00
27589- 12	NEWARK AVE EB W/O CHARLOTTE AVE	THURSDAY 03/23/00
27589- 13 & 14	RT 1&9 SB/NB S/O BROADWAY	THURSDAY 03/23/00
27589- 15	FISH HOUSE RD EB/WB NEAR RAILROAD OVERPASS	THURSDAY 03/23/00
27589- 16	RT 1&9/RT 440 N/O CLEARMONT AVE	THURSDAY 03/23/00
27589- 17	RTE 1&9/RT 440 SB N/O CLAREMONT AVE	THURSDAY 03/23/00
27589- 18 & 19	RT 1&9 WB/EB E/O HACKENSACK AVE	THURSDAY 03/23/00
27589- 20	CENTRAL AVE SB BELOW PULASKI SKYWAY	THURSDAY 03/23/00
27589- 20B	CENTRAL AVE NB BELOW PULASKI SKYWAY	THURSDAY 03/23/00
27589- 21	RTE 1&9 TRUCK EB WEST OF CENTRAL AVE	THURSDAY 03/23/00
27589- 22	CENTRAL AVE NB AND ON RAMP TO RT 1&9 TRUCK RTE	THURSDAY 03/23/00
27589- 23	CENTRAL AVE SB ON RAMP TO RTE 1&9 EB	THURSDAY 03/23/00
27589- 23B	RTE 1&9 EB OFF RAMP TO CENTRAL AVE	THURSDAY 03/23/00
27589- 24	DOREMUS AVE NB S/O RT 1&9	FRIDAY 03/24/00
27589- 24B	DOREMUS AVE SB S/O RTE 1&9	FRIDAY 03/24/00
27589- 25	DOREMUS AVE NB N/O HAYNES AVE	FRIDAY 03/24/00
27589- 25B	DOREMUS AVE SB N/O HAYNES AVE	FRIDAY 03/24/00
27589- 26	DOREMUS AVE NB BELOW THE NEWARK BAY EXTENSION	FRIDAY 03/24/00
27589- 26B	DOREMUS AVE SB BELOW THE NEWARK BAY EXTENSION	FRIDAY 03/24/00
27589- 27	RTE 169 SB N/O PROSPECT ST	FRIDAY 03/24/00
27589- 28	RT 169 NB S/O PROSPECT ST	FRIDAY 03/24/00

REFERENCE: 302900
 SITE ID: 970075
 LOCATION: TONNELLE AVE NB S/O SECAUCUS
 COMMENTS: LOC #4

START DAY: THURSDAY 03/23/00
 START TIME: 11:15

Day(Date)	TOTAL	AVG	Car		2-Axle truck		3-Axle Truck		4-Axle Truck		5-Axle Truck		6-Axle Truck		2-Axle Bus		3-Axle Bus		TOTAL VEHICLES				
			Axles	Vehicles	Axles	Vehicles	Axles	Vehicles	Axles	Vehicles	Axles	Vehicles	Axles	Vehicles	Axles	Vehicles	Axles	Vehicles					
TUESDAY 03/28/00	220																						
WEDNESDAY 03/29/00	208																						
THURSDAY 03/30/00	233																						
12	689	753	744	2186	729	596	298	46	23	20	7	12	3	47	9	0	0	5	2	2	1	343	
1	448	466	487	1401	467	382	191	30	15	13	4	8	2	30	6	0	0	3	1	1	0	220	
2	363	426	427	1216	405	332	166	26	13	11	4	7	2	26	5	0	0	3	1	1	0	191	
3	393	377	402	1172	391	320	160	25	12	11	4	6	2	25	5	0	0	2	1	1	0	184	
4	544	577	534	1655	552	451	226	35	18	15	5	9	2	36	7	0	0	3	2	1	0	260	
5	1049	1038	1100	3187	1062	869	435	67	34	30	10	18	4	69	14	0	0	7	3	3	1	501	
6	1956	1950	2031	5937	1979	1619	810	126	63	55	18	33	8	129	26	0	0	12	6	5	2	933	
7	2458	2327	2481	7266	2422	1982	991	154	77	68	23	40	10	157	31	0	0	15	8	7	2	1141	
8	2531	2351	2445	7327	2442	1998	999	155	78	68	23	40	10	159	32	0	0	15	8	7	2	1151	
9	2223	2314	2000	6537	2179	1783	891	138	69	61	20	36	9	142	28	0	0	14	7	6	2	1027	
10	2067	2116	2157	6340	2113	1729	865	134	67	59	20	35	9	137	27	0	0	13	7	6	2	996	
11	2290	2227	2132	6649	2216	1813	907	141	70	62	21	37	9	144	29	0	0	14	7	6	2	1045	
12:00 PM	2289	2288	2141	6718	2239	2036	1018	74	37	31	10	15	4	78	16	0	0	2	1	4	1	1087	
1	2226	1867	2266	6359	2120	1927	963	70	35	30	10	14	4	74	15	0	0	2	1	3	1	1029	
2	2417	2558	2336	7311	2437	2215	1108	80	40	34	11	16	4	85	17	0	0	2	1	4	1	1182	
3	2571	2495	2505	7571	2524	2294	1147	83	42	35	12	17	4	88	18	0	0	2	1	4	1	1225	
4	2634	2542	2693	7869	2623	2384	1192	86	43	37	12	18	4	92	18	0	0	2	1	4	1	1273	
5	2608	2488	2679	7745	2582	2347	1173	85	42	36	12	17	4	90	18	0	0	2	1	4	1	1253	
6	2818	2744	2650	8212	2737	2488	1244	90	45	38	13	18	5	96	19	0	0	2	1	4	1	1328	
7	2469	2319	2610	7398	2466	2242	1121	81	41	35	12	17	4	86	17	0	0	2	1	4	1	1197	
8	1922	2003	2040	5965	1988	1807	904	65	33	28	9	13	3	70	14	0	0	2	1	3	1	965	
9	1840	1788	1916	5544	1848	1680	840	61	30	26	9	12	3	65	13	0	0	1	1	3	1	897	
10	1446	1370	1683	4499	1500	1363	682	49	25	21	7	10	3	52	10	0	0	1	1	2	1	728	
11	1154	1154	1352	3660	1220	1109	554	40	20	17	6	8	2	43	9	0	0	1	0	2	1	592	
						43241	37767	18883	1942	971	841	280	456	114	2022	404	0	0	126	63	88	29	20745

REFERENCE: 303000
 SITE ID: 970018
 LOCATION: TONNELLE AVE NB S/O MANHATTAN AVE
 COMMENTS: LOC #6

START DAY: THURSDAY 03/23/00
 START TIME: 11:00

Day(Date)	Chan 1	Chan 2				TOTAL	AVG	Car		2-Axle truck		3-Axle Truck		4-Axle Truck		5-Axle Truck		6-Axle Truck		2-Axle Bus		3-Axle Bus		TOTAL VEHICLES
								0.6791 Axles	0.7888 Vehicles	0.0716 Axles	0.0419 Vehicles	0.0487 Axles	0.038 Vehicles	0.0246 Axles	0.0125 Vehicles	0.1623 Axles	0.1084 Vehicles	0 Axles	0 Vehicles	0.0108 Axles	0.0059 Vehicles	0.0028 Axles	0.0044 Vehicles	
TUESDAY 03/28/00																								
	12	180 152 110 133 84 104 79 88 88 86 58 93 75 67 90 88 87 130 157 165 148 211 309 392 384 442 404 429 440 451 410 428 418 430 458 440 442 471 423 411 415 440 427 465 446 476 449 461 407 432 412 414 414 469 400 499 460 456 478 473 431 460 484 448 437 466 461 442 444 496 474 446 497 472 502 439 447 375 369 380 345 351 357 361 377 331 305 332 311 299 260 258 259 215	0 * * 575 * * * 355 * * * 325 * * * 320 * * * 539 * * 1060 * * * 1659 * * * * 1729 * * * 1746 * * * 1748 * * 1693 0 0 1836 0 0 0 0 1833 0 0 1814 0 0 1835 0 0 0 0 1843 0 0 1889 0 0 1763 0 0 0 0 1445 0 0 0 0 1426 0 0 0 1247 0 0 0 0 992	WEDNESDAY 03/29/00	219 172 147 135 107 108 101 86 93 91 82 95 63 91 98 88 105 149 185 156 176 210 315 403 459 454 429 444 443 440 416 457 454 453 436 422 485 441 457 396 434 442 439 447 466 446 418 475 431 461 448 436 521 508 464 420 442 457 464 469 455 468 482 441 435 460 480 414 497 485 494 468 454 443 460 402 423 409 409 350 368 361 369 318 291 333 329 337 269 274 264 261	THURSDAY 03/30/00	217 171 154 161 122 108 101 94 425 1175 392 266 133 28 14 19 6 10 2 64 13 0 0 7 4 4 2 1 0 284	703 673 395 425 1175 392 133 14 6 2 13 11 4 2 19 6 11 2 287 57 0 0 19 10 5 2 779 10 5 2 779 61 603 127 64 22 6 24 6 23 6 23 6 201 40 0 0 11 5 8 3 847 1825 5338 1779 1404 702 75 37 68 23 22 6 193 39 0 0 10 5 8 3 861 484 482 472 484 489 454 454 488 460 459 469 1856 5469 1823 1438 719 76 38 69 23 23 6 204 41 0 0 11 6 8 3 855 466 468 437 439 484 464 469 455 468 482 460 459 469 23 23 6 198 40 0 0 11 5 8 3 834 471 502 482 445 446 1875 5397 1799 1419 710 75 38 68 23 22 6 195 39 0 0 11 5 8 3 823 381 392 352 406 298 347 374 392 321 285 297 319 259 1160	33950 25244 12622 1838 919 1440 480 594 148 4435 887 0 0 269 134 127 42 15233															

REFERENCE: 300700
 SITE ID: 970077
 LOCATION: RT 1&9 SB/NB S/O BROADWAY
 COMMENTS: LOC #13 & #14

START DAY:
 START TIME:

LOC # 13 TUESDAY 03/28/00	112 107 123 89 67 68 49 69	WEDNESDAY 03/29/00	138 131 138 105 512 63 69	THURSDAY 03/30/00	141 133 139 108 521 99 479 65 411 70 342	TOTAL	AVG	Car 0.7077		2-Axle truck 0.0708		3-Axle Truck 0.0404		4-Axle Truck 0.019		5-Axle Truck 0.142		6-Axle Truck 0		2-Axle Bus 0.017		3-Axle Bus 0.003		TOTAL VEHCLES
								Axles	Vehicles	Axles	Vehicles	Axles	Vehicles	Axles	Vehicles	Axles	Vehicles	Axles	Vehicles	Axles	Vehicles	Axles	Vehicles	
12	431	105	512	108	521	1464	488	345	173	35	17	20	7	9	2	69	14	0	0	8	4	1	0	217
1	251	95	326	95	329	906	302	214	107	21	11	12	4	6	1	43	9	0	0	5	3	1	0	135
2	234	101	368	103	372	914	305	216	108	22	11	12	4	6	1	43	9	0	0	5	3	1	0	136
3	214	67	311	68	318	807	269	190	95	19	10	11	4	5	1	38	8	0	0	5	2	1	0	120
4	339	125	375	127	379	1093	364	258	129	26	13	15	5	7	2	52	10	0	0	6	3	1	0	162
5	586	210	631	212	638	1855	618	438	219	44	22	25	8	12	3	88	18	0	0	11	5	2	1	275
6	1127	353	1155	352	1155	3447	1149	813	407	81	41	46	15	22	5	163	33	0	0	20	10	3	1	512
7	1491	441	1650	446	1666	4807	1602	1134	567	113	57	65	22	30	8	228	46	0	0	27	14	5	2	714
8	1344	346	1198	342	1180	4051	1350	956	478	96	48	55	18	26	6	192	38	0	0	23	11	4	1	601
9	1250	287	1176	305	1347	3773	1258	890	445	89	45	51	17	24	6	179	36	0	0	21	11	4	1	560
10	1114	314	1201	312	1168	3483	1161	822	411	82	41	47	16	22	6	165	33	0	0	20	10	3	1	517
11	1269	291	1237	313	1196	3707	1236	874	437	87	44	50	17	23	6	175	35	0	0	21	11	4	1	550
12:00 PM	1225	324	1244	329	1245	3775	1258	891	445	89	45	51	17	24	6	179	36	0	0	21	11	4	1	560
1	1208	277	1189	275	1160	3557	1186	839	420	84	42	48	16	23	6	168	34	0	0	20	10	4	1	528
2	1269	357	1333	352	1153	3854	1285	909	455	91	45	52	17	24	6	182	36	0	0	22	11	4	1	572
3	1502	394	1532	394	1458	4492	1497	1060	530	106	53	60	20	28	7	213	43	0	0	25	13	4	1	667
4	1440	382	1464	382	1398	4302	1434	1015	507	102	51	58	19	27	7	204	41	0	0	24	12	4	1	639
5	1553	355	1500	344	1506	4559	1520	1075	538	108	54	61	20	29	7	216	43	0	0	26	13	5	2	677
6	1358	343	1421	343	1318	4097	1366	966	483	97	48	55	18	26	6	194	39	0	0	23	12	4	1	608
7	1144	271	1239	277	1110	3493	1164	824	412	82	41	47	16	22	6	165	33	0	0	20	10	3	1	519
8	923	234	1042	216	897	2862	954	675	338	68	34	39	13	18	5	135	27	0	0	16	8	3	1	425
9	826	193	868	192	803	2497	832	589	295	59	29	34	11	16	4	118	24	0	0	14	7	2	1	371
10	778	204	842	205	755	2375	792	560	280	56	28	32	11	15	4	112	22	0	0	13	7	2	1	353
11	706	196	834	196	834	2224	741	525	262	52	26	30	10	14	4	105	21	0	0	13	6	2	1	330

REFERENCE: 300800
 SITE ID: 970001
 LOCATION: FISH HOUSE RD EB/WB NEAR RAILROAD OVERPASS
 COMMENTS: LOC #15

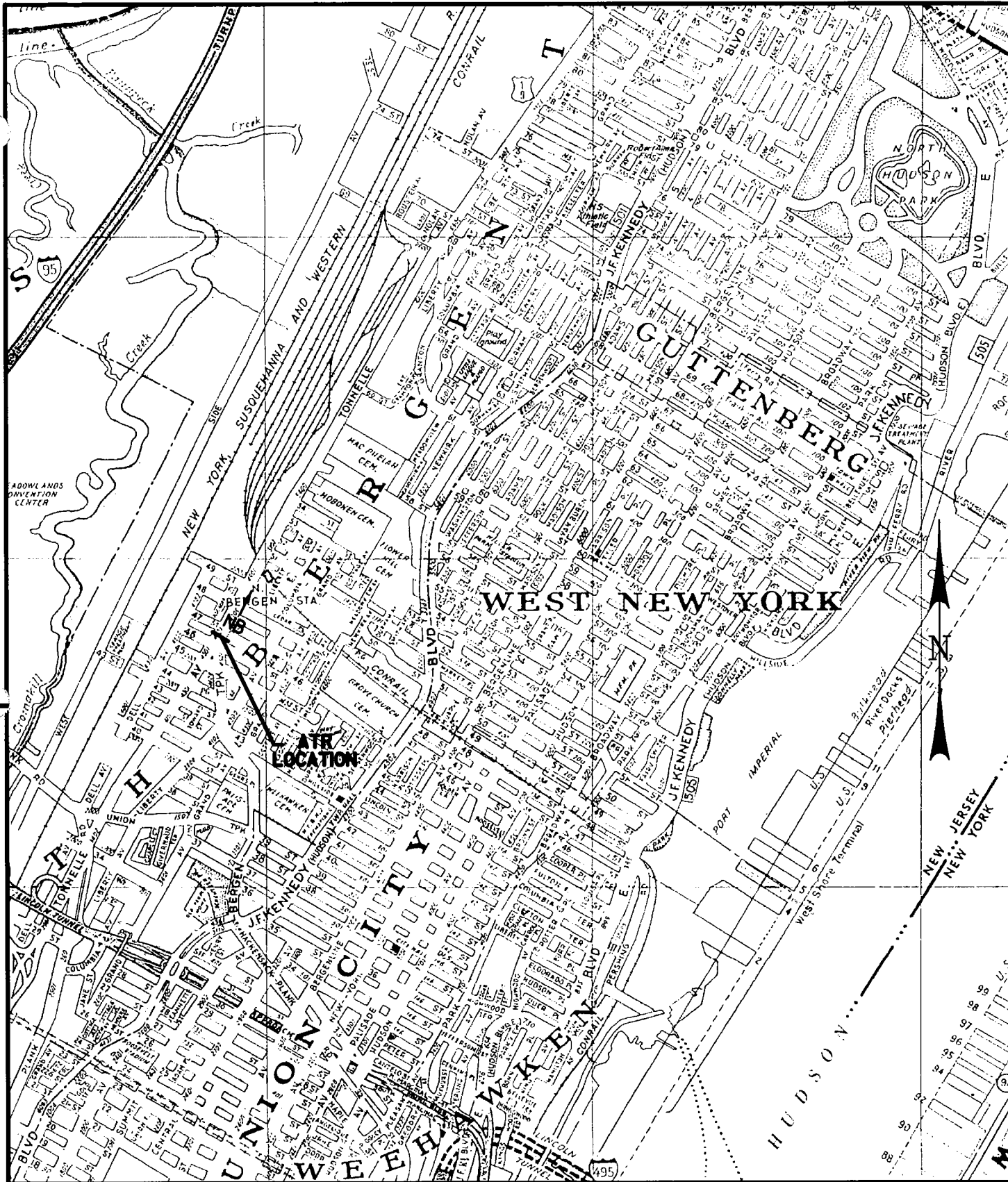
START DAY: THURSDAY 03/23/00
 START TIME: 10:30

EB DIRECTION	TOTAL	AVG	Car		2-Axle truck		3-Axle Truck		4-Axle Truck		5-Axle Truck		6-Axle Truck		2-Axle Bus		3-Axle Bus		TOTAL VEHICLES
			0.9695	0.0061	0.0067	0.0028	0.0119	0	0.0025	0.0004									
TUESDAY 03/28/00	WEDNESDAY 03/29/00	THURSDAY 03/30/00	Axles	Vehicles	Axles	Vehicles	Axles	Vehicles	Axles	Vehicles	Axles	Vehicles	Axles	Vehicles	Axles	Vehicles	Axles	Vehicles	
12	16	27	19	19	236	79	76	38	0	0	1	0	0	0	0	0	0	0	39
1	21	25	31	27	227	76	73	37	0	0	1	0	0	0	0	0	0	0	37
2	20	23	18	20	201	67	65	32	0	0	0	0	0	0	0	0	0	0	33
3	13	88	10	78	308	103	100	50	1	0	1	0	0	0	0	0	0	0	51
4	25	75	24	83	463	154	150	75	1	0	1	0	0	0	0	0	0	0	76
5	12	62	21	73	1329	443	429	215	3	1	3	1	1	0	5	1	0	1	219
6	14	60	22	77	2076	692	671	335	4	2	5	2	2	0	8	2	0	2	342
7	10	70	29	96	2284	761	738	369	5	2	5	2	2	1	9	2	0	2	376
8	12	68	12	84	1519	506	491	245	3	2	3	1	1	0	6	1	0	1	250
9	28	74	14	74	1218	406	394	197	2	1	3	1	1	0	5	1	0	1	201
10	8	68	19	82	1451	484	469	234	3	1	3	1	1	0	6	1	0	1	239
11	27	71	11	56	1438	479	465	232	3	1	3	1	1	0	6	1	0	1	237
12:00 PM	27	71	11	56	1509	503	488	244	3	2	3	1	1	0	6	1	0	1	249
1	112	299	142	339	1825	608	590	295	4	2	4	1	2	0	7	1	0	2	301
2	136	388	97	421	1734	578	560	280	4	2	4	1	2	0	7	1	0	1	286
3	93	354	90	388	1604	535	518	259	3	2	4	1	1	0	6	1	0	1	264
4	110	352	107	393	1420	473	459	229	3	1	3	1	1	0	6	1	0	1	234
5	125	389	121	415	1333	444	431	215	3	1	3	1	1	0	5	1	0	1	220
6	115	439	138	456	1029	343	333	166	2	1	2	1	1	0	4	1	0	1	170
7	151	448	136	502	573	191	185	93	1	1	1	0	1	0	2	0	0	0	94
8	112	480	116	511	460	153	149	74	1	0	1	0	0	0	2	0	0	0	76
9	146	466	118	488	354	118	114	57	1	0	1	0	0	0	0	0	0	0	58
10	120	466	118	488	297	99	96	48	1	0	1	0	0	0	1	0	0	0	49
11	126	471	111	463	215	72	69	35	0	0	0	0	0	0	1	0	0	0	35
	142	428	126	473	8368	8112	8112	4056	51	26	56	19	23	6	100	20	0	0	4138

REFERENCE: 300900
 SITE ID: 970011
 LOCATION: CENTRAL AVE NB AND ON RAMP TO RT 1&9 TRUCK RTE
 COMMENTS: LOC # 22

START DAY: THURSDAY 03/23/00
 START TIME: 9:30

RAMP	TUESDAY 03/28/00	WEDNESDAY 03/29/00	THURSDAY 03/30/00	TOTAL	AVG	Car		2-Axle truck		3-Axle Truck		4-Axle Truck		5-Axle Truck		6-Axle Truck		2-Axle Bus		3-Axle Bus		TOTAL VEHICLES
						0.305 0.4306 Axles	Vehicles	0.0922 0.0463 Axles	Vehicles	0.117 0.0801 Axles	Vehicles	0.0355 0.0783 Axles	Vehicles	0.4433 0.3648 Axles	Vehicles	0 0 Axles	Vehicles	0.0071 0 Axles	Vehicles	0 0 Axles	Vehicles	
	12	0	0	13	4	1	1	0	0	1	0	0	0	2	0	0	0	0	0	0	0	1
	1	0	0	6	2	1	0	0	0	0	0	0	0	1	0	0	0	0	0	0	0	1
	2	0	0	14	5	1	1	0	0	1	0	0	0	2	0	0	0	0	0	0	0	2
	3	1	3	7	2	1	0	0	0	0	0	0	0	1	0	0	0	0	0	0	0	1
	4	0	0	5	2	1	0	0	0	0	0	0	0	1	0	0	0	0	0	0	0	1
	5	2	2	36	12	4	2	1	1	1	0	0	0	5	1	0	0	0	0	0	0	4
	6	15	1	57	19	6	3	2	1	2	1	1	0	8	2	0	0	0	0	0	0	6
	7	4	7	55	18	6	3	2	1	2	1	1	0	8	2	0	0	0	0	0	0	6
	8	8	3	68	23	7	3	2	1	3	1	1	0	10	2	0	0	0	0	0	0	8
	9	4	7	66	22	7	3	2	1	3	1	1	0	10	2	0	0	0	0	0	0	7
	10	6	12	94	31	10	5	3	1	4	1	1	0	14	3	0	0	0	0	0	0	11
	11	16	12	112	37	11	6	3	2	4	1	1	0	17	3	0	0	0	0	0	0	13
12:00 PM	3	40	10	123	41	18	9	2	1	3	1	3	1	15	3	0	0	0	0	0	0	15
	1	7	5	95	32	14	7	1	1	3	1	2	1	12	2	0	0	0	0	0	0	11
	2	3	2	83	28	12	6	1	1	2	1	2	1	10	2	0	0	0	0	0	0	10
	3	11	5	95	32	14	7	1	1	3	1	2	1	12	2	0	0	0	0	0	0	11
	4	11	8	188	63	27	13	3	1	5	2	5	1	23	5	0	0	0	0	0	0	22
	5	9	10	105	35	15	8	2	1	3	1	3	1	13	3	0	0	0	0	0	0	13
	6	5	10	51	17	7	4	1	0	1	0	1	0	6	1	0	0	0	0	0	0	6
	7	1	2	50	17	7	4	1	0	1	0	1	0	6	1	0	0	0	0	0	0	6
	8	0	2	15	5	2	1	0	0	0	0	0	0	2	0	0	0	0	0	0	0	2
	9	4	2	34	11	5	2	1	0	1	0	1	0	4	1	0	0	0	0	0	0	4
	10	1	3	38	13	5	3	1	0	1	0	1	0	5	1	0	0	0	0	0	0	5
	11	2	7	39	13	6	3	1	0	1	0	1	0	5	1	0	0	0	0	0	0	5
							93		15		15		8		38		0		1		0	169



Malick & Scherer, P.C. — **M&S** —
Consulting Engineers
Construction Inspectors

One Salem Square, 295 Route 22 East, Whitehouse Station, New Jersey 08889
 Phone (908) 534-4995 Fax (908) 534-0507

ATR LOCATION MAP

TONNELLE AVENUE SOUTH OF 48 STREET

PORTWAY EXTENSION
 CONCEPT DEVELOPMENT
 AND
 CSM STUDY

NOT TO SCALE

DATE: 4/2/03

Portway
North Bergen, Hudson County

Start Date: 1/30/2003

Start Time: 4:15:00 PM

Site Code: 14-9

Station ID: 07976

Location : Tonnelle Avenue Between 47th & 48th Street

Tonnelle NB-Lt Lane

Day	Date	Time	Class 1	Class 2	Class 3	Class 4	Class 5	Class 6	Class 7	Class 8	Class 9	Class 10	Class 11	Class 12	Class 13	Class 14	Total
Thursday	1/30/03	4:15 PM	0	78	11	2	4	0	4	0	0	0	0	0	4	33	136
Thursday	1/30/03	4:30 PM	3	109	16	0	3	1	0	3	2	0	0	0	1	21	159
Thursday	1/30/03	4:45 PM	3	120	12	2	3	1	0	1	2	0	0	0	0	17	161
Thursday	1/30/03	5:00 PM	3	118	10	4	1	0	0	2	1	1	0	0	0	18	158
Thursday	1/30/03	5:15 PM	2	139	16	2	7	2	0	1	6	2	0	0	0	24	201
Thursday	1/30/03	5:30 PM	3	124	13	1	2	0	0	2	1	0	0	0	1	24	171
Thursday	1/30/03	5:45 PM	2	139	13	0	1	1	0	2	0	0	0	0	2	14	174
Thursday	1/30/03	6:00 PM	2	116	5	0	2	0	0	1	1	0	0	0	3	29	159
Thursday	1/30/03	6:15 PM	2	119	14	0	3	1	0	3	1	0	0	0	0	22	165
Thursday	1/30/03	6:30 PM	1	110	7	0	3	1	0	0	0	0	0	0	1	18	141
Thursday	1/30/03	6:45 PM	0	106	6	1	8	1	0	2	3	0	0	0	0	13	140
Thursday	1/30/03	7:00 PM	2	112	12	3	2	0	0	1	1	0	0	0	0	10	143
Thursday	1/30/03	7:15 PM	3	125	7	0	4	0	0	1	0	0	0	2	0	12	154
Thursday	1/30/03	7:30 PM	0	109	8	0	2	1	0	0	0	0	0	0	0	13	133
Thursday	1/30/03	7:45 PM	0	111	8	0	1	2	0	1	1	0	0	0	0	10	134
Thursday	1/30/03	8:00 PM	3	97	8	1	2	1	0	0	1	0	0	0	0	10	123
Thursday	1/30/03	8:15 PM	1	103	10	0	2	0	0	0	0	0	0	0	0	17	133
Thursday	1/30/03	8:30 PM	0	98	10	1	2	1	0	1	0	0	0	1	0	7	121
Thursday	1/30/03	8:45 PM	0	95	8	2	0	1	0	1	0	0	0	0	0	5	112
Thursday	1/30/03	9:00 PM	1	72	4	1	0	0	0	1	0	0	0	0	2	56	137
Thursday	1/30/03	9:15 PM	1	75	5	0	1	0	0	2	1	1	0	0	2	53	141
Thursday	1/30/03	9:30 PM	0	57	3	1	0	1	0	0	0	0	0	0	2	51	115
Thursday	1/30/03	9:45 PM	0	59	3	1	1	0	0	1	1	1	0	0	0	71	138
Thursday	1/30/03	10:00 PM	1	71	6	1	0	1	0	2	0	0	0	0	3	68	153
Thursday	1/30/03	10:15 PM	0	66	2	0	1	1	0	2	1	0	0	0	1	55	129
Thursday	1/30/03	10:30 PM	1	53	3	1	1	0	1	1	0	0	0	1	2	65	129
Thursday	1/30/03	10:45 PM	1	45	1	1	0	0	0	1	2	0	0	0	2	63	116
Thursday	1/30/03	11:00 PM	1	51	3	1	1	0	0	7	0	2	0	0	2	42	110
Thursday	1/30/03	11:15 PM	1	41	1	1	0	2	0	3	1	0	0	0	1	71	122
Thursday	1/30/03	11:30 PM	1	47	7	1	1	0	0	1	0	0	0	0	4	46	108
Thursday	1/30/03	11:45 PM	1	42	1	0	1	0	0	0	1	0	0	1	2	49	98
		Total	39	2807	233	28	59	19	1	47	27	7	0	5	35	1007	4314
Friday	1/31/03	12:00 AM	2	46	2	0	1	0	0	0	2	2	0	0	0	47	102
Friday	1/31/03	12:15 AM	0	35	1	1	1	0	0	1	2	2	0	1	0	55	99
Friday	1/31/03	12:30 AM	0	38	2	1	0	1	0	1	2	0	0	1	0	37	83
Friday	1/31/03	12:45 AM	0	27	1	0	1	1	0	0	2	0	0	1	1	21	55
Friday	1/31/03	1:00 AM	0	24	1	0	1	1	0	0	2	1	0	1	1	28	60
Friday	1/31/03	1:15 AM	0	20	3	1	0	1	1	2	1	0	0	0	0	25	54
Friday	1/31/03	1:30 AM	0	21	4	1	1	0	0	0	0	0	0	0	0	14	41
Friday	1/31/03	1:45 AM	0	29	1	0	1	1	0	0	0	0	0	0	0	18	50
Friday	1/31/03	2:00 AM	3	12	3	0	1	1	0	0	0	0	0	0	0	22	42
Friday	1/31/03	2:15 AM	0	19	0	0	0	1	0	1	0	0	0	0	0	17	38
Friday	1/31/03	2:30 AM	0	9	2	0	2	0	0	0	0	0	0	0	0	10	23
Friday	1/31/03	2:45 AM	1	19	1	0	0	0	0	1	0	0	0	0	1	19	42
Friday	1/31/03	3:00 AM	0	11	2	0	0	0	0	0	2	0	0	0	0	22	37
Friday	1/31/03	3:15 AM	0	17	3	0	1	0	0	0	1	0	0	0	0	24	46
Friday	1/31/03	3:30 AM	0	12	2	1	1	1	0	2	0	0	0	0	0	23	42
Friday	1/31/03	3:45 AM	1	17	0	1	1	0	0	0	1	0	0	0	0	12	33
Friday	1/31/03	4:00 AM	0	15	1	1	1	1	0	1	0	0	0	0	0	7	27
Friday	1/31/03	4:15 AM	0	11	3	0	2	0	0	0	2	0	0	0	0	12	30
Friday	1/31/03	4:30 AM	0	23	4	1	2	0	0	0	0	1	0	0	0	15	46
Friday	1/31/03	4:45 AM	1	22	4	2	1	1	0	1	0	1	0	0	0	18	51
Friday	1/31/03	5:00 AM	0	23	3	1	1	3	0	0	2	0	0	0	0	22	55
Friday	1/31/03	5:15 AM	2	18	5	1	3	5	0	0	1	0	0	0	0	31	66
Friday	1/31/03	5:30 AM	2	29	3	1	4	0	0	2	0	0	0	0	1	34	76
Friday	1/31/03	5:45 AM	1	39	4	0	1	2	1	1	1	0	0	0	3	50	103
Friday	1/31/03	6:00 AM	0	49	9	3	3	1	0	1	1	2	0	0	1	57	127
Friday	1/31/03	6:15 AM	3	40	7	2	4	2	0	0	2	1	0	0	2	57	120
Friday	1/31/03	6:30 AM	1	62	6	1	2	3	0	3	3	1	0	0	3	77	162
Friday	1/31/03	6:45 AM	3	36	6	3	6	1	2	1	1	0	1	0	7	92	159
Friday	1/31/03	7:00 AM	4	54	6	7	1	3	0	1	0	2	0	0	5	106	189
Friday	1/31/03	7:15 AM	2	61	3	2	1	4	2	3	1	3	0	0	7	108	197
Friday	1/31/03	7:30 AM	2	64	8	5	3	4	2	1	0	1	0	0	6	113	209
Friday	1/31/03	7:45 AM	0	43	4	8	1	0	0	2	2	3	0	1	6	139	209
Friday	1/31/03	8:00 AM	1	31	7	4	1	3	2	2	2	0	0	1	11	144	209
Friday	1/31/03	8:15 AM	1	37	5	3	1	1	0	0	0	0	1	0	8	122	179
Friday	1/31/03	8:30 AM	4	44	5	7	2	0	2	2	2	1	0	0	10	155	234
Friday	1/31/03	8:45 AM	3	43	7	5	2	3	0	1	1	1	0	0	6	130	202
Friday	1/31/03	9:00 AM	3	36	6	1	3	4	0	1	4	0	0	0	6	107	171
Friday	1/31/03	9:15 AM	3	37	8	4	4	1	0	2	4	0	0	0	7	91	161
Friday	1/31/03	9:30 AM	2	44	7	6	3	1	0	2	0	1	0	0	6	92	164
Friday	1/31/03	9:45 AM	4	44	7	3	4	0	0	2	1	1	1	0	3	90	160

Portway
North Bergen, Hudson County

Start Date: 1/30/2003
 Start Time: 4:15:00 PM
 Site Code: 14-9
 Station ID: 07976
 Location: Tonnelle Avenue Between 47th & 48th Street
 Tonnelle NB-Lt Lane

Day	Date	Time	Class 1	Class 2	Class 3	Class 4	Class 5	Class 6	Class 7	Class 8	Class 9	Class 10	Class 11	Class 12	Class 13	Class 14	Total
Friday	1/31/03	10:00 AM	3	29	8	5	1	3	1	1	1	0	0	0	8	115	175
Friday	1/31/03	10:15 AM	2	38	7	9	3	3	0	1	1	2	0	0	4	106	176
Friday	1/31/03	10:30 AM	8	28	9	5	3	2	0	4	2	2	0	1	13	73	150
Friday	1/31/03	10:45 AM	0	41	8	2	4	1	2	3	2	0	0	0	9	96	168
Friday	1/31/03	11:00 AM	1	42	6	2	2	0	0	1	1	2	0	0	7	119	183
Friday	1/31/03	11:15 AM	1	38	8	3	4	1	0	3	3	0	2	0	8	117	188
Friday	1/31/03	11:30 AM	12	43	15	5	5	5	1	0	1	1	0	1	9	69	167
Friday	1/31/03	11:45 AM	19	54	18	4	5	3	2	7	5	1	0	1	8	58	185
Friday	1/31/03	12:00 PM	12	70	15	7	7	3	1	4	1	5	0	3	8	63	199
Friday	1/31/03	12:15 PM	13	68	12	7	3	4	4	11	5	2	0	0	7	54	190
Friday	1/31/03	12:30 PM	11	89	12	12	2	2	1	8	3	4	1	2	7	63	217
Friday	1/31/03	12:45 PM	6	66	14	26	4	2	2	12	3	0	1	1	5	83	225
Friday	1/31/03	1:00 PM	2	82	11	2	8	3	0	5	3	3	0	0	4	29	152
Friday	1/31/03	1:15 PM	1	69	19	1	1	2	0	2	2	0	0	0	0	27	124
Friday	1/31/03	1:30 PM	3	77	13	0	6	3	0	0	1	0	0	0	0	14	117
Friday	1/31/03	1:45 PM	4	88	17	1	5	1	0	1	3	0	0	0	1	16	137
Friday	1/31/03	2:00 PM	1	69	19	0	5	1	1	0	1	0	0	0	0	10	107
Friday	1/31/03	2:15 PM	0	95	13	0	5	1	0	0	3	0	0	0	1	16	134
Friday	1/31/03	2:30 PM	3	117	9	1	4	2	0	0	2	0	0	0	0	15	153
Friday	1/31/03	2:45 PM	3	103	14	1	5	3	0	0	0	0	0	0	0	15	144
Friday	1/31/03	3:00 PM	2	105	14	0	6	2	0	3	2	0	0	0	0	16	150
Friday	1/31/03	3:15 PM	4	110	16	5	2	2	0	8	1	0	0	0	0	26	174
Friday	1/31/03	3:30 PM	3	111	17	3	2	3	0	2	0	0	0	0	0	29	170
Friday	1/31/03	3:45 PM	2	138	13	4	5	0	0	0	3	1	0	0	0	20	186
Friday	1/31/03	4:00 PM	3	108	12	2	2	1	0	0	2	0	0	0	1	26	157
Friday	1/31/03	4:15 PM	1	123	16	2	3	0	0	4	0	1	0	0	2	31	183
Friday	1/31/03	4:30 PM	4	129	10	3	3	3	0	0	1	0	0	0	0	33	186
Friday	1/31/03	4:45 PM	2	109	9	6	2	0	0	0	2	0	1	0	5	25	161
Friday	1/31/03	5:00 PM	0	132	17	1	2	2	0	1	0	1	0	0	1	31	188
Friday	1/31/03	5:15 PM	2	113	7	4	3	0	0	1	1	1	0	0	2	41	175
Friday	1/31/03	5:30 PM	3	129	14	0	5	0	0	0	1	0	0	0	0	36	188
Friday	1/31/03	5:45 PM	6	158	10	1	5	1	0	4	0	0	0	0	1	33	219
Friday	1/31/03	6:00 PM	2	130	15	1	5	1	0	2	1	0	0	0	2	30	189
Friday	1/31/03	6:15 PM	7	134	11	3	1	0	0	1	2	0	0	0	1	29	189
Friday	1/31/03	6:30 PM	5	120	12	2	0	0	0	2	1	0	1	0	3	16	162
Friday	1/31/03	6:45 PM	0	120	9	1	0	3	0	1	2	0	0	0	0	20	156
Friday	1/31/03	7:00 PM	1	96	8	0	2	0	0	0	2	0	0	0	2	20	131
Friday	1/31/03	7:15 PM	1	109	8	0	1	3	0	1	0	0	0	0	1	21	145
Friday	1/31/03	7:30 PM	1	9	8	10	20	3	0	0	0	0	0	0	0	75	126
Friday	1/31/03	7:45 PM	1	8	18	20	20	1	3	0	0	0	0	0	0	67	138
Friday	1/31/03	8:00 PM	0	9	11	9	14	0	0	0	0	0	0	0	1	90	134
Friday	1/31/03	8:15 PM	4	9	9	8	16	1	0	0	1	0	0	0	1	87	136
Friday	1/31/03	8:30 PM	3	8	10	13	22	1	0	0	0	0	0	0	2	61	120
Friday	1/31/03	8:45 PM	5	18	6	20	14	0	0	1	0	0	0	0	0	61	125
Friday	1/31/03	9:00 PM	0	8	18	17	15	0	0	0	0	0	0	0	0	72	130
Friday	1/31/03	9:15 PM	1	10	5	24	10	1	0	0	0	0	0	0	1	79	131
Friday	1/31/03	9:30 PM	1	7	6	14	14	0	0	0	0	0	0	0	2	67	111
Friday	1/31/03	9:45 PM	1	13	2	18	7	0	0	1	0	0	0	0	1	59	102
Friday	1/31/03	10:00 PM	0	15	3	7	7	0	0	0	0	0	0	0	0	98	130
Friday	1/31/03	10:15 PM	2	6	3	3	9	1	0	0	0	0	0	0	5	83	112
Friday	1/31/03	10:30 PM	1	4	0	3	2	0	0	1	0	0	0	0	1	88	100
Friday	1/31/03	10:45 PM	1	5	1	6	3	0	0	0	0	0	0	0	2	82	100
Friday	1/31/03	11:00 PM	4	1	1	7	6	1	2	0	0	0	0	0	4	106	132
Friday	1/31/03	11:15 PM	2	4	2	3	3	0	1	0	0	0	0	0	1	121	137
Friday	1/31/03	11:30 PM	6	3	5	0	2	2	0	2	0	0	0	0	2	109	131
Friday	1/31/03	11:45 PM	3	6	2	2	4	0	0	1	0	1	0	0	2	101	122
		Total	238	4884	731	392	387	128	33	136	110	51	9	15	246	5410	12770
Saturday	2/1/03	12:00 AM	2	4	1	3	5	1	0	0	0	0	0	1	1	102	120
Saturday	2/1/03	12:15 AM	5	2	1	2	2	0	0	1	1	0	0	0	0	105	119
Saturday	2/1/03	12:30 AM	2	3	3	3	4	0	0	0	1	0	0	0	0	93	109
Saturday	2/1/03	12:45 AM	1	3	3	4	4	1	0	1	0	1	0	0	0	86	104
Saturday	2/1/03	1:00 AM	0	3	0	3	0	0	0	0	1	0	0	0	0	53	60
Saturday	2/1/03	1:15 AM	0	1	4	0	1	2	0	0	0	0	0	0	2	61	71
Saturday	2/1/03	1:30 AM	2	1	1	6	2	0	0	0	0	0	0	0	1	56	69
Saturday	2/1/03	1:45 AM	0	4	2	5	1	0	0	0	0	0	0	0	0	65	77
Saturday	2/1/03	2:00 AM	3	4	1	2	2	1	0	0	0	0	0	0	1	61	75
Saturday	2/1/03	2:15 AM	3	6	0	3	1	0	0	0	0	0	0	0	0	70	83
Saturday	2/1/03	2:30 AM	2	4	0	0	1	0	0	0	0	0	0	0	0	38	45
Saturday	2/1/03	2:45 AM	1	2	1	0	1	0	0	0	0	0	0	0	0	27	32
Saturday	2/1/03	3:00 AM	1	0	2	1	4	0	0	0	1	0	0	0	0	42	51
Saturday	2/1/03	3:15 AM	1	2	1	3	2	0	0	0	0	0	0	0	1	38	48

Portway
North Bergen, Hudson County

Start Date: 1/30/2003
 Start Time: 4:15:00 PM
 Site Code: 14-9
 Station ID: 07976
 Location : Tonnelle Avenue Between 47th & 48th Street
 Tonnelle NB-Lt Lane

Day	Date	Time	Class 1	Class 2	Class 3	Class 4	Class 5	Class 6	Class 7	Class 8	Class 9	Class 10	Class 11	Class 12	Class 13	Class 14	Total
Thursday	2/6/03	7:00 AM	20	18	14	7	25	8	0	4	0	2	0	0	10	94	202
Thursday	2/6/03	7:15 AM	15	27	6	11	23	4	3	6	3	5	0	0	15	92	210
Thursday	2/6/03	7:30 AM	21	14	6	9	19	4	0	2	2	3	0	0	12	107	199
Thursday	2/6/03	7:45 AM	19	17	10	5	16	8	0	2	1	3	1	0	14	93	189
Thursday	2/6/03	8:00 AM	12	8	3	8	18	9	0	5	2	3	0	0	10	99	177
Thursday	2/6/03	8:15 AM	19	14	6	11	10	6	2	6	1	1	0	0	12	144	232
		Total	235	336	115	79	195	92	12	44	15	29	3	0	128	1582	2865

Portway
North Bergen, Hudson County

Start Date: 1/30/2003
Start Time: 4:15:00 PM
Site Code: 14-9
Station ID: 07976
Location : Tonnelle Avenue Between 47th & 48th Street
Tonnelle NB-Rt Lane

Day	Date	Time	Class 1	Class 2	Class 3	Class 4	Class 5	Class 6	Class 7	Class 8	Class 9	Class 10	Class 11	Class 12	Class 13	Class 14	Total
Saturday	2/1/03	9:15 PM	7	8	0	0	0	0	0	0	0	0	0	0	0	0	118
Saturday	2/1/03	9:30 PM	11	5	0	0	0	0	0	0	0	0	0	0	1	0	102
Saturday	2/1/03	9:45 PM	6	4	1	0	1	0	0	0	0	0	0	0	0	0	104
Saturday	2/1/03	10:00 PM	11	5	0	0	0	0	0	0	0	0	0	0	0	0	96
Saturday	2/1/03	10:15 PM	7	3	0	1	0	0	0	0	0	0	0	0	0	0	112
Saturday	2/1/03	10:30 PM	10	8	0	0	0	0	0	0	0	0	0	0	0	0	106
Saturday	2/1/03	10:45 PM	4	3	0	0	0	0	0	0	0	0	0	0	0	0	99
Saturday	2/1/03	11:00 PM	8	7	0	0	0	0	0	0	0	0	0	0	0	0	83
Saturday	2/1/03	11:15 PM	14	4	1	0	1	0	0	0	0	0	0	0	0	0	95
Saturday	2/1/03	11:30 PM	12	4	0	0	0	0	0	0	0	0	0	0	0	0	74
Saturday	2/1/03	11:45 PM	18	5	0	0	0	1	0	0	0	0	0	0	0	0	90
		Total	1866	1102	93	6	42	19	0	11	24	13	0	0	60	7259	10495
Sunday	2/2/03	12:00 AM	4	8	0	0	1	0	0	0	0	0	0	0	0	0	64
Sunday	2/2/03	12:15 AM	6	3	0	0	1	0	0	0	0	0	0	0	0	0	63
Sunday	2/2/03	12:30 AM	4	5	0	0	0	0	0	0	0	0	0	0	0	0	57
Sunday	2/2/03	12:45 AM	4	1	0	0	0	0	0	0	0	0	0	0	0	0	43
Sunday	2/2/03	1:00 AM	5	1	0	1	0	0	0	0	0	0	0	0	0	0	45
Sunday	2/2/03	1:15 AM	12	3	0	0	0	0	0	0	0	0	0	0	0	0	54
Sunday	2/2/03	1:30 AM	7	2	0	0	0	0	0	0	1	0	0	0	0	0	39
Sunday	2/2/03	1:45 AM	5	2	0	0	0	0	0	0	0	0	0	0	0	0	29
Sunday	2/2/03	2:00 AM	8	4	0	0	0	0	0	1	0	0	0	0	0	0	41
Sunday	2/2/03	2:15 AM	8	3	0	0	0	0	0	0	0	0	0	0	0	0	40
Sunday	2/2/03	2:30 AM	1	2	0	0	0	0	0	0	0	0	0	0	0	0	39
Sunday	2/2/03	2:45 AM	4	1	0	0	0	0	0	0	0	0	0	0	0	0	39
Sunday	2/2/03	3:00 AM	3	0	0	0	0	0	0	0	0	0	0	0	0	0	25
Sunday	2/2/03	3:15 AM	3	2	0	0	0	0	0	0	0	0	0	0	0	0	33
Sunday	2/2/03	3:30 AM	3	3	0	0	0	0	0	0	0	0	0	0	0	0	19
Sunday	2/2/03	3:45 AM	4	1	0	0	0	1	0	0	0	0	0	0	0	0	26
Sunday	2/2/03	4:00 AM	2	3	0	0	0	0	0	0	0	0	0	0	0	0	13
Sunday	2/2/03	4:15 AM	2	1	0	0	0	0	0	0	0	0	0	0	0	0	18
Sunday	2/2/03	4:30 AM	2	2	0	0	0	0	0	0	0	0	0	0	0	0	17
Sunday	2/2/03	4:45 AM	2	1	1	0	0	0	0	0	0	0	0	0	0	0	19
Sunday	2/2/03	5:00 AM	2	2	1	0	0	0	0	0	0	0	0	0	0	0	15
Sunday	2/2/03	5:15 AM	2	2	0	0	0	0	0	0	0	0	0	0	0	0	21
Sunday	2/2/03	5:30 AM	2	1	0	0	0	0	0	0	0	0	0	0	0	0	18
Sunday	2/2/03	5:45 AM	4	1	0	0	0	0	0	0	0	0	0	0	0	0	18
Sunday	2/2/03	6:00 AM	2	0	0	0	0	0	0	0	0	0	0	0	0	0	11
Sunday	2/2/03	6:15 AM	4	1	0	0	0	0	0	0	0	0	0	0	0	0	16
Sunday	2/2/03	6:30 AM	2	3	0	0	0	0	0	0	0	0	0	0	0	0	21
Sunday	2/2/03	6:45 AM	7	3	0	0	0	0	0	0	0	0	0	0	0	0	27
Sunday	2/2/03	7:00 AM	2	0	0	0	0	0	0	0	1	0	0	0	0	0	17
Sunday	2/2/03	7:15 AM	8	2	0	0	0	0	0	0	0	0	0	0	0	0	32
Sunday	2/2/03	7:30 AM	6	7	2	0	0	0	0	0	0	0	0	0	0	0	30
Sunday	2/2/03	7:45 AM	7	5	0	0	0	0	0	0	0	0	0	0	0	0	37
Sunday	2/2/03	8:00 AM	7	7	0	0	0	0	0	0	0	0	0	0	0	0	38
Sunday	2/2/03	8:15 AM	7	6	0	0	0	0	0	0	0	0	0	0	0	0	37
Sunday	2/2/03	8:30 AM	8	3	3	0	2	0	0	0	0	0	0	0	0	0	42
Sunday	2/2/03	8:45 AM	14	5	0	0	1	2	0	0	0	0	0	0	0	0	49
Sunday	2/2/03	9:00 AM	8	9	0	0	0	0	0	0	0	0	0	0	0	0	48
Sunday	2/2/03	9:15 AM	5	4	0	0	0	0	0	0	0	0	0	0	0	0	69
Sunday	2/2/03	9:30 AM	4	2	0	0	0	0	0	0	0	0	0	0	0	0	74
Sunday	2/2/03	9:45 AM	8	8	0	0	0	0	0	0	0	0	0	0	0	0	76
Sunday	2/2/03	10:00 AM	8	3	0	0	0	0	0	0	0	0	0	0	0	0	90
Sunday	2/2/03	10:15 AM	7	9	0	0	0	0	0	0	0	0	0	0	0	0	77
Sunday	2/2/03	10:30 AM	13	23	0	1	0	0	0	0	0	0	0	0	0	0	118
Sunday	2/2/03	10:45 AM	28	25	2	0	0	0	0	0	0	0	0	1	1	0	114
Sunday	2/2/03	11:00 AM	21	14	2	0	0	0	0	1	0	0	0	0	0	0	109
Sunday	2/2/03	11:15 AM	19	12	2	0	0	0	0	0	0	0	0	0	0	0	143
Sunday	2/2/03	11:30 AM	21	17	1	0	0	0	0	1	0	0	0	0	0	0	80
Sunday	2/2/03	11:45 AM	19	9	0	0	0	0	0	0	0	0	0	0	2	0	158
Sunday	2/2/03	12:00 PM	17	17	1	0	0	0	0	1	0	0	0	0	0	0	128
Sunday	2/2/03	12:15 PM	29	16	0	0	0	0	0	1	0	0	0	0	0	0	167
Sunday	2/2/03	12:30 PM	30	30	0	0	1	1	0	0	0	0	0	0	0	0	174
Sunday	2/2/03	12:45 PM	24	20	1	0	0	0	0	0	0	0	0	0	0	0	169
Sunday	2/2/03	1:00 PM	31	21	1	0	0	0	0	0	0	0	0	0	0	0	168
Sunday	2/2/03	1:15 PM	32	15	1	0	0	0	0	0	0	0	0	0	0	0	185
Sunday	2/2/03	1:30 PM	24	16	0	0	0	0	0	0	0	0	0	0	1	0	163
Sunday	2/2/03	1:45 PM	11	18	0	0	0	1	0	0	0	0	0	0	1	0	167
Sunday	2/2/03	2:00 PM	31	22	3	0	0	0	0	0	1	0	0	0	0	0	176
Sunday	2/2/03	2:15 PM	34	10	0	0	0	0	0	0	0	0	0	0	2	0	196
Sunday	2/2/03	2:30 PM	27	20	0	1	0	0	0	0	0	0	0	0	2	0	187
Sunday	2/2/03	2:45 PM	24	19	0	0	1	0	0	0	0	0	0	0	1	0	173

Portway
North Bergen, Hudson County

Start Date: 1/30/2003
Start Time: 4:15:00 PM
Site Code: 14-9
Station ID: 07976
Location : Tonnelle Avenue Between 47th & 48th Street
Tonnelle NB-Rt Lane

Day	Date	Time	Class 1	Class 2	Class 3	Class 4	Class 5	Class 6	Class 7	Class 8	Class 9	Class 10	Class 11	Class 12	Class 13	Class 14	Total
Sunday	2/2/03	3:00 PM	21	25	2	0	2	1	0	1	0	0	0	0	1	150	203
Sunday	2/2/03	3:15 PM	30	20	1	0	1	1	0	0	0	0	0	0	1	128	182
Sunday	2/2/03	3:30 PM	25	16	2	1	0	0	0	2	0	2	0	0	1	154	203
Sunday	2/2/03	3:45 PM	25	12	1	1	0	1	0	1	0	0	0	0	1	135	177
Sunday	2/2/03	4:00 PM	28	14	0	0	0	0	0	1	1	0	0	0	1	146	191
Sunday	2/2/03	4:15 PM	28	18	1	0	0	0	0	0	1	0	0	0	1	99	148
Sunday	2/2/03	4:30 PM	50	11	1	0	0	1	0	0	1	0	0	0	1	97	162
Sunday	2/2/03	4:45 PM	30	20	2	0	0	0	0	0	0	0	0	0	1	105	158
Sunday	2/2/03	5:00 PM	18	11	0	1	0	1	0	0	0	0	0	0	1	138	170
Sunday	2/2/03	5:15 PM	31	24	0	0	1	0	0	0	0	0	0	0	1	129	186
Sunday	2/2/03	5:30 PM	22	4	0	0	0	0	0	1	0	0	0	0	2	127	156
Sunday	2/2/03	5:45 PM	27	3	0	0	0	0	0	0	0	0	0	0	0	145	175
Sunday	2/2/03	6:00 PM	24	9	0	0	0	0	0	0	0	0	0	0	0	125	158
Sunday	2/2/03	6:15 PM	15	10	0	0	0	0	0	0	1	0	0	0	0	143	169
Sunday	2/2/03	6:30 PM	34	16	0	0	0	0	0	0	0	0	0	0	1	70	121
Sunday	2/2/03	6:45 PM	34	7	0	0	0	0	0	0	0	0	0	0	3	105	149
Sunday	2/2/03	7:00 PM	34	8	0	0	0	0	0	0	0	0	0	0	0	101	143
Sunday	2/2/03	7:15 PM	18	8	1	0	1	0	0	0	0	0	0	0	0	119	147
Sunday	2/2/03	7:30 PM	11	10	0	0	0	0	0	0	0	0	0	0	1	95	117
Sunday	2/2/03	7:45 PM	26	4	1	0	0	0	0	0	0	0	0	0	0	89	120
Sunday	2/2/03	8:00 PM	17	6	0	0	0	0	0	0	0	0	0	0	0	95	118
Sunday	2/2/03	8:15 PM	20	4	0	0	1	0	0	0	0	0	0	0	0	74	99
Sunday	2/2/03	8:30 PM	14	5	0	0	0	0	0	0	0	0	0	0	0	83	102
Sunday	2/2/03	8:45 PM	24	8	0	0	0	2	0	0	1	0	0	0	0	62	97
Sunday	2/2/03	9:00 PM	23	3	0	0	0	0	0	0	0	0	0	0	0	75	101
Sunday	2/2/03	9:15 PM	13	7	0	0	0	0	0	0	0	0	0	0	0	70	90
Sunday	2/2/03	9:30 PM	15	3	0	0	0	0	0	0	0	0	0	0	1	59	78
Sunday	2/2/03	9:45 PM	19	3	0	0	0	0	0	0	1	0	0	0	1	39	63
Sunday	2/2/03	10:00 PM	17	5	0	1	0	0	0	0	0	0	0	0	0	44	67
Sunday	2/2/03	10:15 PM	17	3	0	0	0	0	0	0	0	0	0	0	1	43	64
Sunday	2/2/03	10:30 PM	12	3	0	0	0	0	0	0	0	1	0	0	0	40	56
Sunday	2/2/03	10:45 PM	9	1	0	0	1	0	0	0	2	0	0	0	0	35	48
Sunday	2/2/03	11:00 PM	9	5	0	0	0	0	0	0	0	0	0	0	0	36	50
Sunday	2/2/03	11:15 PM	8	1	0	0	0	0	0	0	0	0	0	0	0	49	58
Sunday	2/2/03	11:30 PM	13	1	0	0	1	0	0	0	0	0	0	0	0	29	44
Sunday	2/2/03	11:45 PM	7	0	0	0	0	0	0	0	0	0	0	0	0	23	30
		Total	1416	763	33	7	15	10	0	7	15	3	0	1	30	6568	8868
Monday	2/3/03	12:00 AM	4	0	0	0	0	0	0	0	0	0	0	0	0	25	29
Monday	2/3/03	12:15 AM	5	2	0	0	0	0	0	0	0	0	0	0	0	26	33
Monday	2/3/03	12:30 AM	3	1	0	0	0	0	0	0	1	0	0	0	0	17	22
Monday	2/3/03	12:45 AM	6	2	0	0	0	0	0	0	1	0	0	0	0	16	25
Monday	2/3/03	1:00 AM	5	0	0	0	0	0	0	0	0	0	0	0	0	15	20
Monday	2/3/03	1:15 AM	3	0	0	0	0	0	0	0	1	0	0	0	0	16	20
Monday	2/3/03	1:30 AM	1	3	0	0	0	0	0	0	0	0	0	0	0	9	13
Monday	2/3/03	1:45 AM	4	0	0	0	0	0	0	0	0	0	0	0	0	10	14
Monday	2/3/03	2:00 AM	1	1	0	0	0	0	0	0	0	0	0	0	0	15	17
Monday	2/3/03	2:15 AM	4	0	0	0	0	0	0	0	1	0	0	0	0	16	21
Monday	2/3/03	2:30 AM	2	1	0	0	0	0	0	0	1	0	0	0	0	7	11
Monday	2/3/03	2:45 AM	4	1	0	0	0	0	0	0	1	0	0	0	0	10	16
Monday	2/3/03	3:00 AM	4	3	0	0	0	0	0	0	0	0	0	0	0	13	20
Monday	2/3/03	3:15 AM	1	0	0	0	0	0	0	0	0	0	0	0	0	5	6
Monday	2/3/03	3:30 AM	5	0	0	0	0	0	0	0	0	0	0	0	0	11	16
Monday	2/3/03	3:45 AM	2	1	0	0	0	0	0	0	0	0	0	0	0	11	14
Monday	2/3/03	4:00 AM	2	1	1	0	1	0	0	0	1	0	0	0	0	7	13
Monday	2/3/03	4:15 AM	4	2	0	0	0	0	0	0	0	0	0	0	0	7	13
Monday	2/3/03	4:30 AM	10	5	0	0	0	2	0	0	1	0	0	0	0	11	29
Monday	2/3/03	4:45 AM	2	0	0	0	0	0	0	0	1	0	0	0	0	13	16
Monday	2/3/03	5:00 AM	4	1	1	0	0	0	0	0	1	0	0	0	0	9	16
Monday	2/3/03	5:15 AM	12	2	0	0	0	1	0	0	0	0	0	0	0	10	25
Monday	2/3/03	5:30 AM	13	6	0	0	0	3	0	0	2	0	0	0	0	32	56
Monday	2/3/03	5:45 AM	12	4	1	0	1	7	0	0	3	0	0	0	0	37	65
Monday	2/3/03	6:00 AM	20	3	0	0	1	2	0	0	1	1	0	0	1	29	58
Monday	2/3/03	6:15 AM	12	9	0	0	1	0	0	0	1	0	0	0	0	45	68
Monday	2/3/03	6:30 AM	34	9	1	2	1	2	0	0	1	0	0	0	0	49	99
Monday	2/3/03	6:45 AM	24	10	1	1	4	1	0	0	0	0	0	0	0	88	129
Monday	2/3/03	7:00 AM	30	18	2	1	1	2	0	1	0	0	0	0	1	52	108
Monday	2/3/03	7:15 AM	29	15	1	0	6	1	0	0	0	0	0	0	0	86	138
Monday	2/3/03	7:30 AM	26	18	7	2	0	1	0	0	0	0	0	0	0	82	136
Monday	2/3/03	7:45 AM	22	19	2	1	5	1	0	0	2	0	0	0	2	97	151
Monday	2/3/03	8:00 AM	30	15	0	2	1	2	0	0	2	0	0	0	1	112	165
Monday	2/3/03	8:15 AM	23	7	1	1	2	6	0	0	0	0	0	0	2	114	156

Portway
North Bergen, Hudson County

Start Date: 1/30/2003
 Start Time: 4:15:00 PM
 Site Code: 14-9
 Station ID: 07976
 Location : Tonnelle Avenue Between 47th & 48th Street
 Tonnelle NB-Rt Lane

Day	Date	Time	Class 1	Class 2	Class 3	Class 4	Class 5	Class 6	Class 7	Class 8	Class 9	Class 10	Class 11	Class 12	Class 13	Class 14	Total
Thursday	2/6/03	7:00 AM	0	0	0	0	0	0	0	0	0	0	0	0	0	1	1
Thursday	2/6/03	7:15 AM	0	0	0	0	0	0	0	0	0	0	0	0	0	1	1
Thursday	2/6/03	7:30 AM	0	0	0	0	0	0	0	0	0	0	0	0	0	1	1
Thursday	2/6/03	7:45 AM	0	0	0	0	0	0	0	0	0	0	0	0	0	2	2
Thursday	2/6/03	8:00 AM	0	29	0	1	4	0	0	0	1	0	0	0	0	15	50
Thursday	2/6/03	8:15 AM	0	46	0	5	4	0	1	0	3	0	0	0	0	24	83
		Total	0	75	0	6	8	0	1	0	4	0	0	0	0	45	139

Portway
North Bergen, Hudson County

Start Date: 1/30/2003
Start Time: 4:45:00 PM
Site Code: 14-10
Station ID: 08532
Location : Tonnelle Avenue Between 47th & 48th Street
Tonnelle SB-L1 Lane

Day	Date	Time	Class 1	Class 2	Class 3	Class 4	Class 5	Class 6	Class 7	Class 8	Class 9	Class 10	Class 11	Class 12	Class 13	Class 14	Total
Thursday	1/30/03	4:45 PM	4	46	1	5	1	0	0	1	1	1	0	0	1	36	99
Thursday	1/30/03	5:00 PM	1	34	4	3	1	1	1	1	0	0	0	0	4	30	80
Thursday	1/30/03	5:15 PM	2	40	5	5	3	1	0	0	1	1	0	0	1	14	73
Thursday	1/30/03	5:30 PM	6	20	7	4	3	1	0	0	0	0	1	0	2	24	68
Thursday	1/30/03	5:45 PM	5	27	14	2	5	1	0	0	0	0	0	0	1	16	71
Thursday	1/30/03	6:00 PM	6	24	5	5	4	0	0	0	0	0	0	0	0	27	71
Thursday	1/30/03	6:15 PM	6	35	18	2	2	0	0	0	0	0	0	0	0	12	75
Thursday	1/30/03	6:30 PM	7	20	11	4	3	0	0	1	0	0	0	0	0	10	56
Thursday	1/30/03	6:45 PM	9	22	11	2	7	1	0	0	0	0	0	0	0	15	67
Thursday	1/30/03	7:00 PM	2	28	11	0	9	0	0	1	0	0	0	0	0	5	56
Thursday	1/30/03	7:15 PM	6	25	12	5	4	0	0	1	0	0	0	0	0	8	61
Thursday	1/30/03	7:30 PM	4	18	10	2	6	0	0	1	0	0	0	0	0	4	45
Thursday	1/30/03	7:45 PM	5	21	4	2	6	0	0	1	0	0	0	0	0	9	48
Thursday	1/30/03	8:00 PM	5	21	10	2	5	1	0	1	0	0	0	0	0	8	53
Thursday	1/30/03	8:15 PM	8	16	9	1	7	1	0	0	0	0	0	0	0	10	52
Thursday	1/30/03	8:30 PM	3	15	8	1	2	0	0	1	0	0	0	0	0	0	30
Thursday	1/30/03	8:45 PM	6	18	7	3	8	1	0	0	0	0	0	0	0	1	44
Thursday	1/30/03	9:00 PM	1	25	3	1	2	0	0	0	0	0	0	0	0	0	32
Thursday	1/30/03	9:15 PM	3	14	4	2	5	0	0	0	0	0	0	0	0	9	37
Thursday	1/30/03	9:30 PM	1	23	8	0	2	0	0	0	0	0	0	0	0	1	35
Thursday	1/30/03	9:45 PM	0	19	7	0	2	0	0	0	0	0	0	0	0	2	30
Thursday	1/30/03	10:00 PM	1	21	5	0	3	0	0	0	0	0	0	0	0	1	31
Thursday	1/30/03	10:15 PM	2	12	11	1	2	1	0	0	0	0	0	0	0	2	31
Thursday	1/30/03	10:30 PM	4	12	10	0	4	0	0	0	0	0	0	0	0	3	33
Thursday	1/30/03	10:45 PM	2	14	7	1	3	0	0	0	0	0	0	0	0	1	28
Thursday	1/30/03	11:00 PM	1	10	9	0	1	0	0	0	0	0	0	0	0	0	21
Thursday	1/30/03	11:15 PM	2	10	2	0	3	0	0	0	0	0	0	0	0	2	19
Thursday	1/30/03	11:30 PM	5	5	2	1	4	0	0	0	0	0	0	0	0	4	21
Thursday	1/30/03	11:45 PM	2	9	2	2	2	0	0	0	0	0	0	0	0	3	20
		Total	109	604	217	56	109	9	1	9	2	2	1	0	9	259	1387
Friday	1/31/03	12:00 AM	4	13	4	0	4	0	0	0	0	0	0	0	0	6	31
Friday	1/31/03	12:15 AM	3	11	4	2	1	0	0	0	0	0	0	0	0	1	22
Friday	1/31/03	12:30 AM	3	5	1	1	2	0	0	0	0	0	0	0	0	0	12
Friday	1/31/03	12:45 AM	0	10	2	0	1	0	0	0	0	0	0	0	0	0	13
Friday	1/31/03	1:00 AM	0	8	2	0	1	1	0	0	0	0	0	0	0	2	14
Friday	1/31/03	1:15 AM	1	5	0	1	3	0	0	0	0	0	0	0	0	1	11
Friday	1/31/03	1:30 AM	1	3	1	0	2	0	0	0	0	0	0	0	0	0	7
Friday	1/31/03	1:45 AM	2	6	1	0	3	0	0	0	0	0	0	0	0	1	13
Friday	1/31/03	2:00 AM	0	7	2	0	3	0	0	0	0	0	0	0	0	2	14
Friday	1/31/03	2:15 AM	1	9	2	2	2	0	0	0	0	0	0	0	0	2	18
Friday	1/31/03	2:30 AM	1	7	2	1	0	0	0	0	0	0	0	0	0	2	13
Friday	1/31/03	2:45 AM	0	17	5	0	1	0	0	0	0	0	0	0	0	0	24
Friday	1/31/03	3:00 AM	4	21	7	0	2	0	0	0	0	0	0	0	0	4	38
Friday	1/31/03	3:15 AM	1	11	11	0	1	0	0	0	0	0	0	0	0	0	24
Friday	1/31/03	3:30 AM	1	11	3	0	2	0	0	1	1	0	0	0	0	0	19
Friday	1/31/03	3:45 AM	2	1	3	1	3	0	0	0	0	0	0	0	0	0	10
Friday	1/31/03	4:00 AM	0	6	1	0	4	1	0	0	0	0	0	0	0	1	13
Friday	1/31/03	4:15 AM	2	10	2	0	2	1	0	0	1	0	0	0	0	0	18
Friday	1/31/03	4:30 AM	2	7	8	1	0	0	0	0	0	0	0	0	0	1	19
Friday	1/31/03	4:45 AM	1	8	0	3	0	0	1	0	1	0	0	0	0	7	21
Friday	1/31/03	5:00 AM	1	8	1	1	2	1	0	0	0	0	0	0	0	8	22
Friday	1/31/03	5:15 AM	1	10	6	3	2	2	0	0	0	1	0	0	0	6	31
Friday	1/31/03	5:30 AM	5	12	8	1	4	0	0	0	0	0	0	0	1	14	45
Friday	1/31/03	5:45 AM	2	11	7	3	3	2	1	2	0	0	0	0	0	13	44
Friday	1/31/03	6:00 AM	6	14	5	2	2	1	0	0	0	0	0	0	0	11	41
Friday	1/31/03	6:15 AM	6	9	5	4	2	1	1	0	0	0	0	0	0	21	49
Friday	1/31/03	6:30 AM	1	15	3	4	2	1	0	0	0	0	0	0	0	28	54
Friday	1/31/03	6:45 AM	9	10	12	4	5	0	0	0	0	0	0	0	0	16	56
Friday	1/31/03	7:00 AM	11	10	4	2	3	1	0	1	0	0	0	0	0	33	65
Friday	1/31/03	7:15 AM	9	16	7	8	8	1	1	0	0	0	0	0	1	34	85
Friday	1/31/03	7:30 AM	6	20	3	7	3	2	1	0	0	0	0	0	2	36	80
Friday	1/31/03	7:45 AM	10	22	3	9	1	2	0	3	0	0	0	0	1	40	91
Friday	1/31/03	8:00 AM	6	17	8	9	4	0	0	1	0	0	0	0	3	50	98
Friday	1/31/03	8:15 AM	9	8	4	9	3	2	0	3	0	0	0	0	3	30	71
Friday	1/31/03	8:30 AM	8	10	3	9	3	0	0	2	0	0	0	0	1	44	80
Friday	1/31/03	8:45 AM	4	10	7	11	3	0	2	0	0	0	0	0	1	30	68
Friday	1/31/03	9:00 AM	4	28	6	7	6	0	0	1	0	0	0	0	1	24	77
Friday	1/31/03	9:15 AM	7	12	7	5	5	0	0	1	0	0	0	0	0	16	53
Friday	1/31/03	9:30 AM	8	9	2	6	12	0	0	1	0	0	0	0	2	33	73
Friday	1/31/03	9:45 AM	3	2	3	3	4	0	0	1	0	0	0	0	0	46	62
Friday	1/31/03	10:00 AM	4	4	3	10	7	0	0	1	0	0	0	0	1	36	66

Portway
North Bergen, Hudson County

Start Date: 1/30/2003
Start Time: 4:45:00 PM
Site Code: 14-10
Station ID: 08532
Location : Tonnelle Avenue Between 47th & 48th Street
Tonnelle SB-Lt Lane

Day	Date	Time	Class 1	Class 2	Class 3	Class 4	Class 5	Class 6	Class 7	Class 8	Class 9	Class 10	Class 11	Class 12	Class 13	Class 14	Total
Friday	1/31/03	10:15 AM	3	8	4	14	13	0	0	0	0	0	0	0	1	40	83
Friday	1/31/03	10:30 AM	4	2	3	3	8	2	0	0	0	0	0	0	0	42	64
Friday	1/31/03	10:45 AM	6	6	2	10	6	0	1	2	0	0	0	0	1	35	69
Friday	1/31/03	11:00 AM	5	6	6	5	3	0	0	3	0	0	0	0	0	42	70
Friday	1/31/03	11:15 AM	3	7	4	12	8	0	0	1	0	0	0	0	1	36	72
Friday	1/31/03	11:30 AM	5	3	1	7	3	1	0	0	0	0	0	0	1	92	113
Friday	1/31/03	11:45 AM	8	4	0	5	2	1	0	1	0	0	0	0	4	106	131
Friday	1/31/03	12:00 PM	3	1	2	6	4	0	0	0	0	0	0	0	3	144	163
Friday	1/31/03	12:15 PM	2	1	1	3	4	2	0	0	0	0	0	0	6	133	152
Friday	1/31/03	12:30 PM	3	2	4	2	3	3	1	1	0	0	0	0	4	126	149
Friday	1/31/03	12:45 PM	5	2	0	6	5	2	2	2	0	1	1	0	2	127	155
Friday	1/31/03	1:00 PM	5	5	2	12	6	0	2	3	2	0	0	0	4	127	168
Friday	1/31/03	1:15 PM	5	23	7	3	0	1	0	4	0	0	1	0	1	102	147
Friday	1/31/03	1:30 PM	0	29	8	2	1	2	1	2	1	0	0	0	3	109	158
Friday	1/31/03	1:45 PM	5	20	9	6	0	1	0	0	0	0	0	0	2	106	149
Friday	1/31/03	2:00 PM	2	19	6	6	3	1	0	3	0	1	0	0	5	121	167
Friday	1/31/03	2:15 PM	2	23	9	2	0	1	1	4	1	0	0	0	3	134	180
Friday	1/31/03	2:30 PM	5	23	7	1	1	1	0	2	0	1	0	0	7	106	154
Friday	1/31/03	2:45 PM	3	12	4	1	4	1	1	6	1	1	1	0	5	132	172
Friday	1/31/03	3:00 PM	4	20	12	4	2	3	0	3	1	1	0	0	5	128	183
Friday	1/31/03	3:15 PM	1	16	5	2	1	0	0	5	0	1	0	0	7	156	194
Friday	1/31/03	3:30 PM	4	20	3	1	0	1	0	3	1	2	0	1	7	145	188
Friday	1/31/03	3:45 PM	4	39	8	3	0	1	0	2	1	0	0	1	4	155	218
Friday	1/31/03	4:00 PM	3	13	7	1	0	2	0	0	0	0	0	0	4	162	192
Friday	1/31/03	4:15 PM	4	23	10	2	1	1	0	4	0	0	0	0	6	146	197
Friday	1/31/03	4:30 PM	2	24	4	1	1	1	0	4	0	0	0	0	6	128	171
Friday	1/31/03	4:45 PM	4	25	8	6	1	1	0	3	0	3	0	0	3	119	173
Friday	1/31/03	5:00 PM	3	23	8	4	0	1	0	4	1	1	0	0	3	143	191
Friday	1/31/03	5:15 PM	7	35	10	2	0	2	2	3	1	0	1	0	4	137	204
Friday	1/31/03	5:30 PM	3	29	4	1	0	1	0	2	1	0	0	0	7	160	208
Friday	1/31/03	5:45 PM	3	23	4	3	0	2	0	2	0	0	0	0	4	157	198
Friday	1/31/03	6:00 PM	1	33	7	3	0	2	0	4	0	0	0	0	3	109	162
Friday	1/31/03	6:15 PM	0	29	6	1	0	0	0	3	0	0	0	0	6	106	151
Friday	1/31/03	6:30 PM	2	30	10	2	1	0	1	1	0	1	0	0	5	116	169
Friday	1/31/03	6:45 PM	6	34	6	1	1	0	0	3	1	0	1	0	5	122	180
Friday	1/31/03	7:00 PM	5	35	3	2	2	1	2	3	0	5	0	0	3	132	193
Friday	1/31/03	7:15 PM	1	22	6	3	1	0	0	1	0	1	0	0	3	139	177
Friday	1/31/03	7:30 PM	2	39	13	2	0	2	0	2	0	0	0	0	5	100	165
Friday	1/31/03	7:45 PM	5	38	4	2	1	0	1	4	0	0	0	0	3	94	152
Friday	1/31/03	8:00 PM	2	49	12	1	3	0	0	3	1	0	0	0	1	105	177
Friday	1/31/03	8:15 PM	1	65	9	0	0	0	0	3	0	1	0	0	0	86	165
Friday	1/31/03	8:30 PM	2	47	12	0	1	0	2	1	0	0	0	0	1	87	153
Friday	1/31/03	8:45 PM	3	42	6	2	2	0	0	1	0	1	0	0	0	93	150
Friday	1/31/03	9:00 PM	3	37	17	0	2	1	0	4	0	0	0	1	3	59	127
Friday	1/31/03	9:15 PM	1	51	10	2	2	3	0	5	0	0	0	0	0	75	149
Friday	1/31/03	9:30 PM	4	33	12	1	1	2	0	2	0	0	0	0	2	68	125
Friday	1/31/03	9:45 PM	0	45	6	3	2	0	0	1	0	0	0	0	1	69	127
Friday	1/31/03	10:00 PM	4	30	11	4	0	1	0	3	0	0	0	0	0	80	133
Friday	1/31/03	10:15 PM	1	36	9	3	2	0	0	4	0	1	0	0	2	64	122
Friday	1/31/03	10:30 PM	2	38	9	1	0	0	0	4	0	0	0	0	1	85	140
Friday	1/31/03	10:45 PM	2	38	9	1	2	0	0	1	0	0	0	0	2	85	140
Friday	1/31/03	11:00 PM	2	31	8	1	1	0	0	0	0	0	0	0	0	68	111
Friday	1/31/03	11:15 PM	3	43	10	2	0	1	0	0	0	0	0	0	3	55	117
Friday	1/31/03	11:30 PM	1	41	7	0	2	0	0	2	0	0	0	0	0	66	119
Friday	1/31/03	11:45 PM	1	29	7	2	0	2	1	6	0	2	0	0	1	64	115
		Total	319	1834	540	304	227	69	23	150	16	25	5	3	180	6322	10017
Saturday	2/1/03	12:00 AM	3	47	8	1	1	1	0	1	0	0	0	0	2	73	137
Saturday	2/1/03	12:15 AM	0	35	9	1	0	0	0	0	0	0	0	1	0	45	91
Saturday	2/1/03	12:30 AM	1	30	7	0	0	0	0	2	0	0	0	0	1	27	68
Saturday	2/1/03	12:45 AM	0	37	3	0	0	0	0	0	0	0	0	1	0	18	59
Saturday	2/1/03	1:00 AM	0	42	9	0	1	0	0	0	0	0	0	0	0	27	79
Saturday	2/1/03	1:15 AM	0	29	2	0	0	0	0	1	1	0	0	0	0	15	48
Saturday	2/1/03	1:30 AM	1	41	4	0	0	0	0	1	0	0	0	0	0	4	51
Saturday	2/1/03	1:45 AM	1	24	7	1	5	0	0	3	0	0	0	0	0	5	46
Saturday	2/1/03	2:00 AM	1	34	5	0	0	0	0	0	0	0	0	0	0	10	50
Saturday	2/1/03	2:15 AM	0	28	8	0	0	0	0	0	0	0	0	0	0	8	44
Saturday	2/1/03	2:30 AM	0	27	3	0	3	0	0	0	0	0	0	0	0	18	51
Saturday	2/1/03	2:45 AM	0	35	3	0	0	0	0	4	0	0	0	0	0	17	59
Saturday	2/1/03	3:00 AM	0	53	11	0	2	1	0	0	0	0	0	0	0	29	96
Saturday	2/1/03	3:15 AM	0	24	8	0	0	0	0	2	0	0	0	0	0	11	45
Saturday	2/1/03	3:30 AM	1	18	3	0	3	0	0	1	0	0	0	0	0	13	39
Saturday	2/1/03	3:45 AM	1	35	2	0	3	0	0	1	0	0	0	0	0	7	49

Portway
North Bergen, Hudson County

Start Date: 1/30/2003
 Start Time: 4:45:00 PM
 Site Code: 14-10
 Station ID: 08532
 Location : Tonnelle Avenue Between 47th & 48th Street
 Tonnelle SB-LT Lane

Day	Date	Time	Class 1	Class 2	Class 3	Class 4	Class 5	Class 6	Class 7	Class 8	Class 9	Class 10	Class 11	Class 12	Class 13	Class 14	Total
Saturday	2/1/03	4:00 AM	1	24	5	0	4	0	0	2	1	0	0	0	0	6	43
Saturday	2/1/03	4:15 AM	1	27	7	1	2	0	0	1	1	0	0	0	0	5	45
Saturday	2/1/03	4:30 AM	0	32	5	0	2	1	0	0	0	0	0	0	0	13	53
Saturday	2/1/03	4:45 AM	1	28	10	0	1	0	0	0	0	0	0	0	0	2	42
Saturday	2/1/03	5:00 AM	0	24	6	0	2	0	0	0	0	0	0	0	0	8	40
Saturday	2/1/03	5:15 AM	1	31	11	0	2	0	0	1	0	0	0	0	0	9	55
Saturday	2/1/03	5:30 AM	3	42	12	1	7	0	0	0	0	0	0	1	0	15	81
Saturday	2/1/03	5:45 AM	1	26	14	0	1	0	0	1	0	0	0	0	0	15	58
Saturday	2/1/03	6:00 AM	2	37	10	0	1	0	0	1	0	0	0	0	0	12	63
Saturday	2/1/03	6:15 AM	0	51	12	0	2	0	1	2	0	0	0	0	0	16	84
Saturday	2/1/03	6:30 AM	0	49	7	0	1	0	0	2	0	0	0	0	0	40	99
Saturday	2/1/03	6:45 AM	2	56	10	0	1	0	0	3	0	0	0	0	0	40	112
Saturday	2/1/03	7:00 AM	1	57	9	0	1	0	1	4	0	0	0	0	1	29	103
Saturday	2/1/03	7:15 AM	2	65	10	3	0	0	1	2	0	0	0	0	1	53	137
Saturday	2/1/03	7:30 AM	2	73	10	2	3	1	1	3	0	0	0	0	3	38	136
Saturday	2/1/03	7:45 AM	7	69	12	1	4	1	3	2	1	0	0	0	2	44	146
Saturday	2/1/03	8:00 AM	4	78	18	1	5	1	1	3	1	2	0	0	1	35	150
Saturday	2/1/03	8:15 AM	3	84	20	2	4	0	2	1	1	0	0	1	1	33	152
Saturday	2/1/03	8:30 AM	7	94	23	2	1	2	1	6	0	1	0	1	2	9	149
Saturday	2/1/03	8:45 AM	0	102	21	2	3	2	2	6	0	0	0	1	0	18	157
Saturday	2/1/03	9:00 AM	6	82	22	0	7	1	1	8	1	2	0	0	1	29	160
Saturday	2/1/03	9:15 AM	5	80	25	2	6	1	2	4	0	1	0	1	3	24	154
Saturday	2/1/03	9:30 AM	7	96	19	1	2	0	1	9	3	0	0	2	2	11	153
Saturday	2/1/03	9:45 AM	3	114	26	0	4	1	1	5	1	1	0	0	1	12	169
Saturday	2/1/03	10:00 AM	2	91	27	1	6	2	1	7	0	1	0	0	3	20	161
Saturday	2/1/03	10:15 AM	7	107	20	2	3	1	2	14	0	1	0	0	1	20	178
Saturday	2/1/03	10:30 AM	7	113	21	2	3	0	0	7	0	3	0	0	3	22	181
Saturday	2/1/03	10:45 AM	3	111	20	1	1	1	1	7	0	1	0	0	5	20	171
Saturday	2/1/03	11:00 AM	7	86	20	1	6	0	1	3	0	3	0	0	8	36	171
Saturday	2/1/03	11:15 AM	14	81	18	2	7	0	1	6	2	1	0	1	4	41	178
Saturday	2/1/03	11:30 AM	14	87	25	3	10	1	2	6	2	2	1	2	3	35	193
Saturday	2/1/03	11:45 AM	8	72	30	0	7	2	1	4	0	2	0	0	3	46	175
Saturday	2/1/03	12:00 PM	13	94	26	3	17	1	0	6	0	2	1	0	4	43	210
Saturday	2/1/03	12:15 PM	11	87	25	2	12	1	1	8	0	4	0	0	3	40	194
Saturday	2/1/03	12:30 PM	9	90	26	2	8	2	0	9	1	2	0	0	6	31	186
Saturday	2/1/03	12:45 PM	14	87	18	4	11	1	0	2	0	2	1	0	7	16	163
Saturday	2/1/03	1:00 PM	10	94	31	4	8	0	1	3	0	2	0	1	6	51	211
Saturday	2/1/03	1:15 PM	13	51	19	5	3	1	1	7	1	1	0	0	11	37	150
Saturday	2/1/03	1:30 PM	6	76	15	2	10	1	2	6	0	1	0	0	10	36	165
Saturday	2/1/03	1:45 PM	15	65	15	1	11	1	0	9	0	2	1	0	9	62	191
Saturday	2/1/03	2:00 PM	8	107	25	3	7	3	0	4	0	2	0	1	4	32	196
Saturday	2/1/03	2:15 PM	13	91	18	2	10	1	0	3	1	3	0	0	7	42	191
Saturday	2/1/03	2:30 PM	19	75	30	3	11	3	0	12	0	2	0	0	8	39	202
Saturday	2/1/03	2:45 PM	9	62	23	4	10	2	0	5	1	4	0	2	7	44	173
Saturday	2/1/03	3:00 PM	9	66	28	2	4	2	1	6	1	0	0	3	11	83	216
Saturday	2/1/03	3:15 PM	13	16	3	4	2	2	4	2	0	5	0	0	16	107	174
Saturday	2/1/03	3:30 PM	8	28	6	2	0	1	2	0	0	3	0	0	10	145	205
Saturday	2/1/03	3:45 PM	5	21	9	1	0	2	1	0	3	10	0	0	11	124	187
Saturday	2/1/03	4:00 PM	7	21	2	1	0	1	1	1	2	4	0	1	21	121	183
Saturday	2/1/03	4:15 PM	5	12	10	9	1	2	0	2	0	1	0	0	16	52	110
Saturday	2/1/03	4:30 PM	5	18	6	2	0	0	1	1	0	3	0	0	14	85	135
Saturday	2/1/03	4:45 PM	5	34	6	0	0	4	1	1	0	1	0	1	16	115	184
Saturday	2/1/03	5:00 PM	14	31	7	2	1	6	1	0	0	2	0	0	14	126	204
Saturday	2/1/03	5:15 PM	8	32	4	2	2	2	2	0	0	3	0	0	13	144	212
Saturday	2/1/03	5:30 PM	18	28	5	3	0	6	2	0	0	2	0	0	11	132	207
Saturday	2/1/03	5:45 PM	8	30	9	1	0	3	2	1	1	5	0	0	8	134	202
Saturday	2/1/03	6:00 PM	15	35	7	0	2	2	5	2	1	3	0	0	6	105	183
Saturday	2/1/03	6:15 PM	8	26	7	1	0	3	3	0	0	6	0	0	13	128	196
Saturday	2/1/03	6:30 PM	5	31	9	0	0	3	0	0	3	3	0	0	12	126	192
Saturday	2/1/03	6:45 PM	11	26	8	2	0	5	0	0	0	1	0	0	3	120	176
Saturday	2/1/03	7:00 PM	9	30	3	2	2	3	2	0	0	4	0	1	16	108	180
Saturday	2/1/03	7:15 PM	5	30	7	3	1	7	2	0	1	5	0	0	4	107	172
Saturday	2/1/03	7:30 PM	9	32	9	0	0	6	0	0	0	5	0	0	10	103	174
Saturday	2/1/03	7:45 PM	5	31	5	0	2	2	0	0	3	3	0	0	4	90	143
Saturday	2/1/03	8:00 PM	13	44	5	0	0	1	1	0	0	2	0	0	5	107	178
Saturday	2/1/03	8:15 PM	6	35	5	0	0	4	0	0	0	4	0	0	3	99	156
Saturday	2/1/03	8:30 PM	7	29	3	0	0	1	1	0	0	2	0	0	9	97	149
Saturday	2/1/03	8:45 PM	5	39	5	1	0	4	2	0	1	4	0	0	5	92	158
Saturday	2/1/03	9:00 PM	7	34	5	0	0	3	1	0	1	1	0	0	7	95	154
Saturday	2/1/03	9:15 PM	8	39	7	0	0	5	2	0	0	5	0	0	3	81	150
Saturday	2/1/03	9:30 PM	8	23	7	0	1	2	1	0	1	3	0	0	1	88	135

Portway
North Bergen, Hudson County

Start Date: 1/30/2003
Start Time: 4:45:00 PM
Site Code: 14-10
Station ID: 08532
Location: Tonnelle Avenue Between 47th & 48th Street
Tonnelle SB-Lt Lane

Day	Date	Time	Class 1	Class 2	Class 3	Class 4	Class 5	Class 6	Class 7	Class 8	Class 9	Class 10	Class 11	Class 12	Class 13	Class 14	Total
Sunday	2/2/03	3:15 PM	4	27	11	2	2	0	2	0	3	0	0	1	21	43	115
Sunday	2/2/03	3:30 PM	34	79	10	1	1	8	4	3	3	2	0	0	14	56	215
Sunday	2/2/03	3:45 PM	23	89	10	1	0	7	2	3	2	1	1	0	3	48	190
Sunday	2/2/03	4:00 PM	35	74	8	0	1	5	3	2	3	1	1	0	12	72	217
Sunday	2/2/03	4:15 PM	17	68	10	1	0	11	1	6	4	4	0	0	11	48	181
Sunday	2/2/03	4:30 PM	23	83	6	1	0	4	2	2	3	4	0	0	8	57	193
Sunday	2/2/03	4:45 PM	18	70	12	0	0	8	0	6	1	4	0	0	8	37	164
Sunday	2/2/03	5:00 PM	16	78	7	1	1	10	2	1	1	1	0	1	11	57	187
Sunday	2/2/03	5:15 PM	19	79	7	1	3	5	0	0	4	3	0	0	8	63	192
Sunday	2/2/03	5:30 PM	26	84	9	1	0	7	5	2	1	1	0	0	9	46	191
Sunday	2/2/03	5:45 PM	17	86	9	1	1	6	2	4	2	5	0	0	6	46	185
Sunday	2/2/03	6:00 PM	16	88	12	0	0	10	1	1	2	4	0	1	3	51	189
Sunday	2/2/03	6:15 PM	16	102	6	1	0	9	1	3	3	3	0	0	5	53	202
Sunday	2/2/03	6:30 PM	14	94	11	0	0	6	4	2	0	1	0	0	4	54	190
Sunday	2/2/03	6:45 PM	21	89	12	1	0	4	0	3	1	0	0	0	5	43	179
Sunday	2/2/03	7:00 PM	22	73	4	0	0	5	1	5	0	3	0	0	3	42	158
Sunday	2/2/03	7:15 PM	11	83	8	0	1	7	1	3	0	2	0	0	4	41	161
Sunday	2/2/03	7:30 PM	10	93	10	0	0	6	1	3	2	2	0	0	0	29	156
Sunday	2/2/03	7:45 PM	14	91	8	0	1	6	3	3	2	4	0	0	5	31	168
Sunday	2/2/03	8:00 PM	18	68	9	2	0	11	1	0	1	5	0	0	0	37	152
Sunday	2/2/03	8:15 PM	11	91	11	0	0	12	0	1	1	0	0	0	0	17	144
Sunday	2/2/03	8:30 PM	13	91	7	0	0	5	3	1	2	0	0	0	3	15	140
Sunday	2/2/03	8:45 PM	9	88	17	0	0	4	1	4	2	1	0	0	1	27	154
Sunday	2/2/03	9:00 PM	11	74	4	0	0	4	1	2	0	2	0	0	3	13	114
Sunday	2/2/03	9:15 PM	10	71	7	0	0	6	2	0	1	0	0	0	0	22	119
Sunday	2/2/03	9:30 PM	3	57	4	1	1	4	0	5	0	1	0	0	1	11	88
Sunday	2/2/03	9:45 PM	6	77	8	0	0	3	2	0	1	1	1	0	0	23	122
Sunday	2/2/03	10:00 PM	9	70	12	0	0	4	1	2	0	2	0	0	0	22	122
Sunday	2/2/03	10:15 PM	5	62	5	0	0	3	0	2	0	0	0	0	1	22	100
Sunday	2/2/03	10:30 PM	8	61	5	1	1	4	0	2	0	0	0	0	1	13	96
Sunday	2/2/03	10:45 PM	4	46	7	0	2	3	0	0	0	0	0	0	0	5	67
Sunday	2/2/03	11:00 PM	4	51	10	0	1	5	0	1	0	2	0	0	0	14	88
Sunday	2/2/03	11:15 PM	6	55	4	0	0	3	1	0	0	0	0	0	1	6	76
Sunday	2/2/03	11:30 PM	7	49	4	0	0	3	0	0	0	2	0	0	0	6	71
Sunday	2/2/03	11:45 PM	2	43	9	0	1	2	0	0	0	0	0	0	1	6	64
		Total	1019	4119	609	28	45	380	81	96	78	192	3	3	439	4574	11666
Monday	2/3/03	12:00 AM	3	31	5	0	0	3	0	1	0	0	0	0	0	4	47
Monday	2/3/03	12:15 AM	4	41	5	0	0	2	1	1	0	0	0	0	0	6	60
Monday	2/3/03	12:30 AM	1	17	8	0	3	2	0	1	0	0	0	0	0	4	36
Monday	2/3/03	12:45 AM	0	25	4	0	0	2	0	0	0	0	0	0	1	1	33
Monday	2/3/03	1:00 AM	0	18	4	0	3	1	0	0	0	0	0	0	0	1	27
Monday	2/3/03	1:15 AM	1	19	1	0	1	1	0	0	0	0	0	0	0	2	25
Monday	2/3/03	1:30 AM	3	17	1	0	0	0	0	0	0	1	0	0	0	10	32
Monday	2/3/03	1:45 AM	3	19	4	0	0	0	0	0	1	0	0	0	0	0	27
Monday	2/3/03	2:00 AM	2	12	4	0	0	0	0	0	0	0	0	0	0	6	24
Monday	2/3/03	2:15 AM	0	14	3	0	0	1	0	0	0	0	0	0	0	3	21
Monday	2/3/03	2:30 AM	1	12	4	0	1	1	0	0	0	0	0	0	0	1	20
Monday	2/3/03	2:45 AM	0	23	4	0	1	1	0	0	0	0	0	0	0	2	31
Monday	2/3/03	3:00 AM	0	19	4	0	0	0	0	0	0	0	0	0	0	4	27
Monday	2/3/03	3:15 AM	2	21	7	0	1	1	0	0	0	0	0	0	0	5	37
Monday	2/3/03	3:30 AM	5	19	3	0	1	0	0	1	1	0	0	0	0	2	32
Monday	2/3/03	3:45 AM	2	15	8	0	1	1	0	0	1	0	0	0	0	6	34
Monday	2/3/03	4:00 AM	4	25	5	0	2	1	0	1	0	0	0	0	0	2	40
Monday	2/3/03	4:15 AM	6	21	4	0	1	2	0	0	0	0	0	0	0	7	41
Monday	2/3/03	4:30 AM	1	30	9	0	1	4	1	0	1	0	0	0	0	13	60
Monday	2/3/03	4:45 AM	5	37	11	0	3	2	1	1	1	0	0	0	0	8	69
Monday	2/3/03	5:00 AM	3	29	7	0	2	2	1	1	1	1	0	0	2	16	65
Monday	2/3/03	5:15 AM	7	45	5	0	3	2	0	2	2	1	0	0	2	13	82
Monday	2/3/03	5:30 AM	9	71	13	2	1	2	1	1	1	1	0	0	3	24	129
Monday	2/3/03	5:45 AM	7	76	17	0	1	2	0	2	2	0	0	0	2	29	138
Monday	2/3/03	6:00 AM	11	78	13	3	0	6	2	3	2	1	0	0	7	33	159
Monday	2/3/03	6:15 AM	17	95	20	2	0	5	4	4	1	2	0	0	7	36	193
Monday	2/3/03	6:30 AM	15	71	10	4	2	4	1	4	5	6	0	0	16	68	206
Monday	2/3/03	6:45 AM	17	79	11	2	0	10	0	2	2	4	0	0	16	63	206
Monday	2/3/03	7:00 AM	15	67	16	2	1	3	1	7	3	2	0	0	25	62	204
Monday	2/3/03	7:15 AM	15	51	10	2	2	8	0	9	1	4	0	1	14	71	188
Monday	2/3/03	7:30 AM	8	50	8	2	1	5	1	8	0	1	0	0	18	47	149
Monday	2/3/03	7:45 AM	8	38	10	2	3	3	3	3	1	1	0	1	28	48	149
Monday	2/3/03	8:00 AM	2	23	9	1	0	6	0	2	1	1	0	1	23	26	95
Monday	2/3/03	8:15 AM	4	22	8	3	0	2	1	0	2	5	0	0	21	42	110
Monday	2/3/03	8:30 AM	7	23	12	5	1	2	0	1	2	1	0	0	24	59	137
Monday	2/3/03	8:45 AM	13	58	8	0	1	2	0	2	3	1	0	1	16	51	156

Portway
North Bergen, Hudson County

Start Date: 1/30/2003
 Start Time: 4:45:00 PM
 Site Code: 14-10
 Station ID: 08532
 Location : Tonnelle Avenue Between 47th & 48th Street
 Tonnelle SB-Lt Lane

Day	Date	Time	Class 1	Class 2	Class 3	Class 4	Class 5	Class 6	Class 7	Class 8	Class 9	Class 10	Class 11	Class 12	Class 13	Class 14	Total
Monday	2/3/03	9:00 AM	11	47	19	4	1	7	3	4	2	4	0	1	16	43	162
Monday	2/3/03	9:15 AM	17	56	22	2	2	2	5	3	1	2	0	1	17	55	185
Monday	2/3/03	9:30 AM	14	77	16	0	2	6	0	1	5	1	0	0	14	51	187
Monday	2/3/03	9:45 AM	17	62	15	2	2	5	1	4	3	1	0	0	18	55	187
Monday	2/3/03	10:00 AM	16	64	14	5	4	7	1	2	1	2	0	0	16	49	181
Monday	2/3/03	10:15 AM	18	57	16	2	2	6	1	0	1	5	0	1	17	42	168
Monday	2/3/03	10:30 AM	15	63	23	3	5	5	5	2	4	5	0	0	9	51	190
Monday	2/3/03	10:45 AM	20	45	15	1	2	5	0	2	4	1	0	1	19	50	185
Monday	2/3/03	11:00 AM	26	52	10	1	1	6	0	2	3	2	0	0	8	49	160
Monday	2/3/03	11:15 AM	10	31	9	7	4	4	3	0	7	3	0	1	17	45	141
Monday	2/3/03	11:30 AM	6	40	19	8	4	5	0	0	0	0	0	0	12	55	149
Monday	2/3/03	11:45 AM	2	33	31	8	5	0	1	0	2	1	0	0	12	53	148
Monday	2/3/03	12:00 PM	7	25	25	7	15	7	1	1	2	1	1	0	12	53	157
Monday	2/3/03	12:15 PM	11	7	11	10	14	2	2	1	2	0	1	0	8	47	116
Monday	2/3/03	12:30 PM	3	10	2	16	2	3	1	1	2	0	0	0	8	36	84
Monday	2/3/03	12:45 PM	17	9	3	9	2	2	0	1	2	0	0	0	8	42	95
Monday	2/3/03	1:00 PM	10	12	1	15	0	0	0	3	0	1	0	0	10	45	97
Monday	2/3/03	1:15 PM	5	24	5	14	1	1	0	2	0	1	1	0	9	48	111
Monday	2/3/03	1:30 PM	9	18	2	14	2	2	2	0	0	0	0	0	9	41	99
Monday	2/3/03	1:45 PM	6	18	7	17	4	0	1	0	0	0	0	0	7	48	108
Monday	2/3/03	2:00 PM	9	19	2	11	4	2	0	4	0	0	0	0	9	46	106
Monday	2/3/03	2:15 PM	4	8	2	4	0	1	0	2	1	2	0	1	10	38	73
Monday	2/3/03	2:30 PM	6	12	2	17	3	1	0	1	0	0	1	1	7	52	103
Monday	2/3/03	2:45 PM	14	14	6	8	2	1	1	4	1	3	0	1	7	48	110
Monday	2/3/03	3:00 PM	9	7	6	13	3	1	0	3	0	2	0	0	13	39	96
Monday	2/3/03	3:15 PM	8	5	5	9	3	1	1	1	1	0	1	0	12	42	89
Monday	2/3/03	3:30 PM	10	16	5	5	3	0	0	1	1	1	0	0	17	45	104
Monday	2/3/03	3:45 PM	6	15	7	3	4	0	0	1	2	0	0	0	15	26	79
Monday	2/3/03	4:00 PM	4	16	2	13	2	2	1	2	1	1	0	1	13	55	113
Monday	2/3/03	4:15 PM	13	16	2	10	1	0	1	1	0	2	0	0	15	42	103
Monday	2/3/03	4:30 PM	11	11	2	18	3	1	1	1	0	2	0	0	14	41	105
Monday	2/3/03	4:45 PM	11	9	5	12	4	0	0	4	0	1	1	0	13	42	99
Monday	2/3/03	5:00 PM	10	15	6	18	2	1	1	7	0	2	1	1	10	52	126
Monday	2/3/03	5:15 PM	7	5	6	6	1	1	0	1	1	0	0	0	17	34	79
Monday	2/3/03	5:30 PM	8	11	2	16	1	0	1	2	0	0	0	1	13	39	94
Monday	2/3/03	5:45 PM	10	16	7	12	2	0	0	7	0	1	0	1	10	41	107
Monday	2/3/03	6:00 PM	8	8	2	16	5	1	1	3	0	2	0	0	6	52	104
Monday	2/3/03	6:15 PM	7	22	4	13	2	0	2	2	1	2	0	1	8	50	114
Monday	2/3/03	6:30 PM	6	28	4	16	1	0	0	3	0	2	0	0	7	54	121
Monday	2/3/03	6:45 PM	6	18	7	10	3	2	0	0	0	0	0	2	8	53	109
Monday	2/3/03	7:00 PM	8	25	10	7	3	1	1	2	0	2	0	1	7	49	116
Monday	2/3/03	7:15 PM	7	24	6	17	5	2	1	1	0	1	0	0	5	57	126
Monday	2/3/03	7:30 PM	3	34	4	12	6	1	1	1	0	1	0	0	0	66	129
Monday	2/3/03	7:45 PM	6	27	9	10	7	0	0	0	0	0	0	0	5	44	108
Monday	2/3/03	8:00 PM	4	25	13	6	5	0	1	0	0	0	2	1	4	47	108
Monday	2/3/03	8:15 PM	4	46	12	9	4	2	0	1	0	0	0	0	3	51	132
Monday	2/3/03	8:30 PM	8	33	10	3	5	0	0	1	0	0	0	0	4	50	114
Monday	2/3/03	8:45 PM	6	28	6	3	3	0	0	0	0	0	0	0	5	53	110
Monday	2/3/03	9:00 PM	7	27	8	8	4	2	0	0	0	1	0	0	4	39	100
Monday	2/3/03	9:15 PM	4	32	10	4	1	2	1	1	0	1	0	0	6	34	96
Monday	2/3/03	9:30 PM	4	33	6	3	7	1	0	0	0	0	0	0	3	36	93
Monday	2/3/03	9:45 PM	2	47	15	7	9	0	1	1	0	0	0	0	1	30	113
Monday	2/3/03	10:00 PM	8	27	10	5	4	0	0	2	0	0	0	0	3	26	85
Monday	2/3/03	10:15 PM	6	33	10	1	2	1	0	1	0	0	0	0	3	22	79
Monday	2/3/03	10:30 PM	5	27	11	6	5	0	0	5	0	0	0	0	0	26	85
Monday	2/3/03	10:45 PM	9	21	12	2	7	0	0	0	0	0	0	0	0	22	73
Monday	2/3/03	11:00 PM	8	34	8	2	2	0	0	0	0	0	0	0	0	24	78
Monday	2/3/03	11:15 PM	6	26	10	3	5	0	0	1	0	0	0	0	3	21	75
Monday	2/3/03	11:30 PM	3	28	7	4	6	0	0	0	0	0	0	0	2	23	73
Monday	2/3/03	11:45 PM	4	15	8	2	2	0	0	0	0	0	0	0	0	7	38
		Total	720	2924	809	522	252	194	61	149	85	94	9	21	753	3351	9944
Tuesday	2/4/03	12:00 AM	3	33	6	2	5	0	1	0	0	0	0	0	1	13	64
Tuesday	2/4/03	12:15 AM	5	16	8	1	4	0	0	1	0	0	0	0	1	12	49
Tuesday	2/4/03	12:30 AM	2	13	8	2	1	0	0	1	0	0	0	0	0	19	46
Tuesday	2/4/03	12:45 AM	4	12	8	1	4	0	1	0	0	0	0	0	1	4	35
Tuesday	2/4/03	1:00 AM	3	13	3	2	1	0	0	1	0	0	0	0	0	4	27
Tuesday	2/4/03	1:15 AM	3	14	6	3	5	0	0	0	0	0	0	0	1	3	35
Tuesday	2/4/03	1:30 AM	3	9	7	1	2	0	0	1	0	0	0	0	0	4	27
Tuesday	2/4/03	1:45 AM	1	11	6	0	2	0	0	0	0	0	0	0	0	1	21
Tuesday	2/4/03	2:00 AM	3	3	4	2	2	0	0	0	0	0	0	0	1	6	21
Tuesday	2/4/03	2:15 AM	5	4	3	1	0	0	0	1	0	0	0	0	0	5	19

Portway
North Bergen, Hudson County

Start Date: 1/30/2003
Start Time: 4:45:00 PM
Site Code: 14-10
Station ID: 08532
Location : Tonnelle Avenue Between 47th & 48th Street
Tonnelle SB-Lt Lane

Day	Date	Time	Class 1	Class 2	Class 3	Class 4	Class 5	Class 6	Class 7	Class 8	Class 9	Class 10	Class 11	Class 12	Class 13	Class 14	Total
Tuesday	2/4/03	2:30 AM	2	12	4	1	1	0	0	1	0	0	0	0	0	6	27
Tuesday	2/4/03	2:45 AM	0	11	4	1	1	0	0	0	1	0	0	0	0	8	26
Tuesday	2/4/03	3:00 AM	0	16	2	2	3	0	0	0	0	0	0	0	0	1	24
Tuesday	2/4/03	3:15 AM	0	15	9	1	1	0	0	0	0	0	0	0	0	9	35
Tuesday	2/4/03	3:30 AM	3	24	7	1	7	0	0	0	0	0	0	0	0	6	48
Tuesday	2/4/03	3:45 AM	2	11	6	3	2	0	0	2	0	0	0	0	0	6	32
Tuesday	2/4/03	4:00 AM	4	21	5	1	6	0	1	0	0	0	0	0	0	12	50
Tuesday	2/4/03	4:15 AM	4	14	12	3	4	0	1	2	0	0	0	0	1	12	53
Tuesday	2/4/03	4:30 AM	6	20	7	7	1	0	1	1	0	0	0	0	0	12	55
Tuesday	2/4/03	4:45 AM	6	24	7	0	5	1	0	0	0	0	0	0	0	12	55
Tuesday	2/4/03	5:00 AM	4	30	9	1	8	0	0	1	0	1	0	0	1	11	66
Tuesday	2/4/03	5:15 AM	4	42	8	3	5	2	0	4	1	0	0	0	1	20	90
Tuesday	2/4/03	5:30 AM	6	40	11	5	7	3	1	3	1	0	0	0	2	37	116
Tuesday	2/4/03	5:45 AM	9	35	11	7	4	0	0	3	0	0	0	0	5	44	118
Tuesday	2/4/03	6:00 AM	2	31	4	5	3	2	3	0	0	1	0	0	2	68	121
Tuesday	2/4/03	6:15 AM	4	39	7	8	2	2	1	1	0	1	0	0	4	64	133
Tuesday	2/4/03	6:30 AM	8	19	5	19	3	0	0	2	0	0	0	0	7	60	123
Tuesday	2/4/03	6:45 AM	10	18	1	16	1	0	2	1	0	3	0	0	11	47	110
Tuesday	2/4/03	7:00 AM	13	18	7	4	2	2	0	4	0	1	0	0	13	82	146
Tuesday	2/4/03	7:15 AM	10	14	15	6	11	2	0	3	0	0	0	1	15	97	174
Tuesday	2/4/03	7:30 AM	15	14	3	5	2	2	1	2	0	1	0	0	15	52	112
Tuesday	2/4/03	7:45 AM	13	14	10	5	2	3	1	1	2	0	0	0	16	74	141
Tuesday	2/4/03	8:00 AM	11	12	14	4	7	0	0	2	2	0	0	0	14	78	144
Tuesday	2/4/03	8:15 AM	5	25	14	7	7	1	2	7	1	3	0	0	11	89	172
Tuesday	2/4/03	8:30 AM	7	20	25	8	8	11	1	0	6	1	0	0	13	96	196
Tuesday	2/4/03	8:45 AM	7	12	24	7	9	7	2	8	1	1	1	2	11	89	181
Tuesday	2/4/03	9:00 AM	12	22	36	3	16	3	1	2	3	0	0	1	7	82	188
Tuesday	2/4/03	9:15 AM	12	21	13	3	7	1	1	6	2	0	0	0	3	101	170
Tuesday	2/4/03	9:30 AM	13	27	8	3	11	6	0	1	0	1	0	1	6	88	165
Tuesday	2/4/03	9:45 AM	7	26	19	3	12	3	2	2	2	0	1	0	6	84	167
Tuesday	2/4/03	10:00 AM	12	26	15	4	17	1	2	2	2	2	0	1	4	74	162
Tuesday	2/4/03	10:15 AM	9	9	12	6	14	0	0	3	0	0	0	0	6	101	160
Tuesday	2/4/03	10:30 AM	9	27	14	3	9	5	1	1	0	1	0	0	8	75	153
Tuesday	2/4/03	10:45 AM	18	26	24	10	10	2	1	3	3	2	0	0	6	63	168
Tuesday	2/4/03	11:00 AM	7	35	25	7	14	1	2	4	5	1	0	0	9	63	173
Tuesday	2/4/03	11:15 AM	9	18	14	5	12	6	1	6	1	1	1	0	7	68	149
Tuesday	2/4/03	11:30 AM	10	28	18	8	10	5	0	4	3	0	0	0	9	44	139
Tuesday	2/4/03	11:45 AM	7	27	29	5	20	2	2	7	1	0	0	0	8	49	157
Tuesday	2/4/03	12:00 PM	15	20	19	8	14	3	1	4	0	1	0	0	10	44	139
Tuesday	2/4/03	12:15 PM	7	38	27	8	11	7	0	11	3	3	1	1	4	51	172
Tuesday	2/4/03	12:30 PM	12	28	24	6	18	2	5	6	1	0	0	1	10	47	160
Tuesday	2/4/03	12:45 PM	18	36	24	6	13	5	3	10	1	0	0	0	5	57	178
Tuesday	2/4/03	1:00 PM	15	28	18	5	11	6	0	3	2	0	0	0	14	41	143
Tuesday	2/4/03	1:15 PM	6	9	19	15	7	1	1	2	0	4	0	0	10	49	123
Tuesday	2/4/03	1:30 PM	7	27	18	9	16	1	2	4	2	3	0	0	6	51	146
Tuesday	2/4/03	1:45 PM	5	31	18	8	17	1	1	0	1	0	1	2	8	39	132
Tuesday	2/4/03	2:00 PM	14	37	36	8	24	2	1	7	0	0	0	2	6	58	195
Tuesday	2/4/03	2:15 PM	16	30	15	5	19	2	0	4	0	2	1	0	7	62	163
Tuesday	2/4/03	2:30 PM	14	29	19	4	24	4	1	4	0	2	0	0	7	51	159
Tuesday	2/4/03	2:45 PM	16	25	31	13	28	8	2	3	1	2	0	0	6	53	188
Tuesday	2/4/03	3:00 PM	11	19	20	7	15	4	0	3	1	0	0	0	8	45	133
Tuesday	2/4/03	3:15 PM	18	18	14	3	16	4	1	7	0	2	1	0	10	66	160
Tuesday	2/4/03	3:30 PM	4	8	10	6	2	2	0	2	1	0	0	0	16	63	114
Tuesday	2/4/03	3:45 PM	10	13	10	9	13	3	2	5	0	0	0	0	10	39	114
Tuesday	2/4/03	4:00 PM	17	35	36	8	17	5	2	6	0	1	2	0	8	47	184
Tuesday	2/4/03	4:15 PM	18	23	9	8	15	4	2	2	2	1	1	0	12	82	179
Tuesday	2/4/03	4:30 PM	13	35	25	8	17	4	0	6	1	3	0	1	9	67	189
Tuesday	2/4/03	4:45 PM	12	23	23	7	13	1	0	2	4	1	0	0	11	59	156
Tuesday	2/4/03	5:00 PM	18	24	30	4	22	5	1	4	3	1	0	0	13	69	194
Tuesday	2/4/03	5:15 PM	17	25	22	5	13	3	2	2	2	2	0	0	11	57	161
Tuesday	2/4/03	5:30 PM	19	34	32	7	14	8	4	4	3	0	0	0	8	70	203
Tuesday	2/4/03	5:45 PM	15	28	23	7	17	4	0	6	1	0	0	0	9	65	175
Tuesday	2/4/03	6:00 PM	11	38	32	8	32	5	1	5	1	3	0	0	6	63	205
Tuesday	2/4/03	6:15 PM	20	43	31	2	39	6	0	3	1	1	0	1	5	54	206
Tuesday	2/4/03	6:30 PM	8	41	25	5	23	5	0	7	1	0	2	0	11	55	183
Tuesday	2/4/03	6:45 PM	17	31	21	4	17	10	0	5	2	3	0	0	4	65	179
Tuesday	2/4/03	7:00 PM	11	39	36	6	33	6	1	1	1	2	0	1	7	42	186
Tuesday	2/4/03	7:15 PM	13	50	31	4	26	2	1	5	1	2	0	0	3	41	179
Tuesday	2/4/03	7:30 PM	7	37	27	6	23	3	1	1	0	1	0	0	3	36	145
Tuesday	2/4/03	7:45 PM	7	40	35	5	22	5	0	4	3	0	0	0	5	34	160
Tuesday	2/4/03	8:00 PM	15	42	27	2	22	6	0	2	0	0	0	0	2	26	144

Portway
North Bergen, Hudson County

Start Date: 1/30/2003
Start Time: 4:45:00 PM
Site Code: 14-10
Station ID: 08532
Location: Tonnelle Avenue Between 47th & 48th Street
Tonnelle SB-Lt Lane

Day	Date	Time	Class 1	Class 2	Class 3	Class 4	Class 5	Class 6	Class 7	Class 8	Class 9	Class 10	Class 11	Class 12	Class 13	Class 14	Total
Tuesday	2/4/03	8:15 PM	15	30	20	5	20	2	0	4	1	1	0	0	1	35	134
Tuesday	2/4/03	8:30 PM	10	43	23	1	13	6	1	2	1	1	0	0	2	38	141
Tuesday	2/4/03	8:45 PM	13	39	20	3	24	3	1	5	1	0	0	0	3	33	145
Tuesday	2/4/03	9:00 PM	14	33	20	3	19	2	0	0	0	2	0	0	3	33	129
Tuesday	2/4/03	9:15 PM	12	39	19	5	28	1	0	0	0	1	0	0	5	30	140
Tuesday	2/4/03	9:30 PM	13	38	18	5	15	0	0	4	1	0	0	0	2	32	128
Tuesday	2/4/03	9:45 PM	13	28	17	4	9	3	1	1	0	0	0	0	3	42	121
Tuesday	2/4/03	10:00 PM	7	36	18	4	11	3	0	3	0	0	0	0	1	31	114
Tuesday	2/4/03	10:15 PM	18	17	16	5	11	1	0	3	0	0	0	0	2	25	98
Tuesday	2/4/03	10:30 PM	10	34	16	4	10	4	0	0	1	1	0	0	2	23	105
Tuesday	2/4/03	10:45 PM	13	28	16	2	10	1	0	2	0	1	0	1	0	34	108
Tuesday	2/4/03	11:00 PM	7	20	9	9	11	4	0	1	1	1	0	0	1	33	97
Tuesday	2/4/03	11:15 PM	9	24	18	3	10	4	0	4	2	0	0	0	0	19	93
Tuesday	2/4/03	11:30 PM	15	26	12	2	13	0	0	0	2	0	0	0	1	23	94
Tuesday	2/4/03	11:45 PM	7	13	6	0	7	2	0	0	0	0	0	0	1	30	66
Total			914	2403	1552	476	1114	246	70	253	86	70	12	16	517	4264	12003
Wednesday	2/5/03	12:00 AM	10	18	9	4	6	0	0	1	0	0	0	0	0	35	83
Wednesday	2/5/03	12:15 AM	3	11	11	2	6	0	1	1	0	0	0	0	0	12	47
Wednesday	2/5/03	12:30 AM	3	11	2	0	2	0	0	0	0	0	0	0	0	14	32
Wednesday	2/5/03	12:45 AM	2	11	4	1	5	4	0	0	0	0	0	0	0	8	35
Wednesday	2/5/03	1:00 AM	5	12	4	1	2	1	0	0	0	0	0	0	0	9	34
Wednesday	2/5/03	1:15 AM	2	7	2	0	0	1	0	0	0	0	0	0	0	9	21
Wednesday	2/5/03	1:30 AM	3	7	3	1	0	0	0	0	0	0	0	0	0	8	22
Wednesday	2/5/03	1:45 AM	5	8	3	0	1	2	0	0	0	0	0	0	0	8	27
Wednesday	2/5/03	2:00 AM	3	10	3	0	4	1	0	0	0	0	0	0	0	10	31
Wednesday	2/5/03	2:15 AM	7	9	5	2	3	0	0	1	0	0	0	0	0	9	36
Wednesday	2/5/03	2:30 AM	2	13	2	1	0	1	0	1	0	0	0	0	0	2	22
Wednesday	2/5/03	2:45 AM	0	9	3	1	3	0	0	0	0	0	0	0	0	7	23
Wednesday	2/5/03	3:00 AM	2	10	3	1	4	1	0	0	0	0	0	0	0	9	30
Wednesday	2/5/03	3:15 AM	4	12	5	3	2	1	0	1	0	0	0	0	0	15	43
Wednesday	2/5/03	3:30 AM	6	15	4	3	3	3	0	0	0	0	0	0	0	13	47
Wednesday	2/5/03	3:45 AM	7	8	4	0	4	2	0	0	0	0	0	0	0	10	35
Wednesday	2/5/03	4:00 AM	6	7	5	3	5	0	0	0	1	0	0	0	0	17	44
Wednesday	2/5/03	4:15 AM	2	11	7	2	6	4	0	0	0	0	0	0	0	14	46
Wednesday	2/5/03	4:30 AM	6	17	13	2	4	6	0	3	0	0	0	0	1	13	65
Wednesday	2/5/03	4:45 AM	4	16	12	2	7	0	0	0	0	1	0	0	1	21	64
Wednesday	2/5/03	5:00 AM	5	19	9	4	9	3	0	0	1	0	0	0	0	19	69
Wednesday	2/5/03	5:15 AM	7	22	18	8	14	1	1	0	0	0	0	0	0	31	102
Wednesday	2/5/03	5:30 AM	11	23	20	11	22	3	3	3	1	1	0	0	5	32	135
Wednesday	2/5/03	5:45 AM	4	37	30	5	26	2	0	10	0	2	0	0	1	37	154
Wednesday	2/5/03	6:00 AM	7	34	37	10	24	1	0	4	0	1	0	0	2	35	155
Wednesday	2/5/03	6:15 AM	14	48	24	16	44	2	3	5	1	2	0	1	2	34	196
Wednesday	2/5/03	6:30 AM	16	43	44	7	34	2	4	5	2	3	0	1	8	49	218
Wednesday	2/5/03	6:45 AM	12	28	28	11	24	2	1	3	0	1	1	0	8	46	165
Wednesday	2/5/03	7:00 AM	12	27	25	6	31	9	1	4	1	2	0	0	9	48	175
Wednesday	2/5/03	7:15 AM	10	15	6	14	6	6	0	4	0	1	1	0	16	59	138
Wednesday	2/5/03	7:30 AM	6	8	7	4	5	3	2	2	2	3	0	0	14	45	101
Wednesday	2/5/03	7:45 AM	3	8	2	3	4	3	1	2	0	2	0	0	15	61	104
Wednesday	2/5/03	8:00 AM	8	10	4	3	8	3	2	1	3	0	0	0	15	57	114
Wednesday	2/5/03	8:15 AM	9	13	9	8	11	6	1	1	1	0	0	1	16	46	122
Wednesday	2/5/03	8:30 AM	5	20	10	5	15	4	3	3	2	0	0	0	11	51	129
Wednesday	2/5/03	8:45 AM	14	17	9	10	15	9	1	6	0	4	1	0	14	66	166
Wednesday	2/5/03	9:00 AM	18	34	27	6	26	3	1	5	2	3	0	0	6	77	208
Wednesday	2/5/03	9:15 AM	14	30	26	8	22	2	0	3	1	0	0	0	9	54	169
Wednesday	2/5/03	9:30 AM	15	33	24	12	32	5	1	2	3	2	0	0	6	46	181
Wednesday	2/5/03	9:45 AM	12	26	18	14	23	7	1	4	1	3	0	0	9	47	165
Wednesday	2/5/03	10:00 AM	18	36	39	10	40	4	0	3	1	2	0	0	3	50	206
Wednesday	2/5/03	10:15 AM	11	33	26	5	24	3	0	6	1	1	0	0	2	73	185
Wednesday	2/5/03	10:30 AM	16	29	16	5	32	7	1	2	0	2	1	0	8	50	169
Wednesday	2/5/03	10:45 AM	13	33	35	8	29	2	2	5	4	5	0	0	7	47	190
Wednesday	2/5/03	11:00 AM	10	43	30	12	28	10	1	5	0	1	0	1	9	50	200
Wednesday	2/5/03	11:15 AM	17	26	34	10	20	1	3	2	1	3	0	0	3	36	156
Wednesday	2/5/03	11:30 AM	15	14	21	12	22	3	2	5	1	1	0	0	8	49	153
Wednesday	2/5/03	11:45 AM	17	32	12	11	29	3	1	8	0	0	0	0	6	57	176
Wednesday	2/5/03	12:00 PM	12	31	18	7	25	6	0	3	3	1	0	0	7	59	172
Wednesday	2/5/03	12:15 PM	15	21	14	8	22	2	1	2	0	1	0	0	10	53	149
Wednesday	2/5/03	12:30 PM	12	35	28	13	27	3	2	4	0	0	0	0	7	59	190
Wednesday	2/5/03	12:45 PM	12	20	22	8	24	3	0	3	3	1	0	0	7	71	174
Wednesday	2/5/03	1:00 PM	10	24	21	11	15	5	0	5	0	1	0	1	11	58	162
Wednesday	2/5/03	1:15 PM	11	24	17	6	19	5	0	0	0	0	0	0	8	43	133
Wednesday	2/5/03	1:30 PM	8	22	13	8	27	5	1	3	0	0	0	0	10	43	140
Wednesday	2/5/03	1:45 PM	15	28	37	9	24	5	1	6	0	1	0	0	2	54	182

Portway
North Bergen, Hudson County

Start Date: 1/30/2003
Start Time: 4:45:00 PM
Site Code: 14-10
Station ID: 08532
Location : Tonnelle Avenue Between 47th & 48th Street
Tonnelle SB-Lt Lane

Day	Date	Time	Class 1	Class 2	Class 3	Class 4	Class 5	Class 6	Class 7	Class 8	Class 9	Class 10	Class 11	Class 12	Class 13	Class 14	Total
Wednesday	2/5/03	2:00 PM	16	29	20	7	19	1	0	4	0	0	0	0	10	55	161
Wednesday	2/5/03	2:15 PM	10	29	39	11	30	3	1	4	1	1	0	2	4	51	186
Wednesday	2/5/03	2:30 PM	17	18	23	11	28	3	0	4	0	0	0	0	8	49	161
Wednesday	2/5/03	2:45 PM	14	20	22	9	18	3	3	3	0	3	0	0	4	68	167
Wednesday	2/5/03	3:00 PM	16	27	31	4	18	7	1	3	1	1	0	0	6	65	180
Wednesday	2/5/03	3:15 PM	9	8	15	5	7	0	0	1	3	0	0	0	11	51	110
Wednesday	2/5/03	3:30 PM	4	10	12	6	10	4	1	4	2	1	0	0	18	41	113
Wednesday	2/5/03	3:45 PM	9	12	9	1	7	1	0	0	0	0	0	0	19	69	127
Wednesday	2/5/03	4:00 PM	7	27	16	6	16	7	3	8	0	1	0	0	11	64	166
Wednesday	2/5/03	4:15 PM	10	34	32	8	21	5	1	4	1	3	1	0	10	72	202
Wednesday	2/5/03	4:30 PM	17	46	26	8	20	4	1	3	0	1	0	0	5	69	200
Wednesday	2/5/03	4:45 PM	15	27	22	7	18	4	1	1	1	0	0	0	11	63	170
Wednesday	2/5/03	5:00 PM	18	36	27	5	32	3	1	5	5	2	0	0	5	59	198
Wednesday	2/5/03	5:15 PM	9	34	23	10	13	2	0	6	0	0	0	0	9	56	162
Wednesday	2/5/03	5:30 PM	13	20	12	7	7	6	2	3	2	0	0	1	15	59	147
Wednesday	2/5/03	5:45 PM	16	37	31	7	14	5	1	3	4	0	0	0	5	68	191
Wednesday	2/5/03	6:00 PM	12	38	27	9	20	2	1	6	1	2	0	0	8	56	182
Wednesday	2/5/03	6:15 PM	17	42	29	7	20	3	0	3	1	0	0	0	6	62	190
Wednesday	2/5/03	6:30 PM	11	24	28	7	33	7	0	9	0	1	0	0	8	56	184
Wednesday	2/5/03	6:45 PM	21	31	20	10	24	8	5	2	0	0	1	0	8	47	177
Wednesday	2/5/03	7:00 PM	15	51	27	9	26	2	0	5	3	1	0	0	8	65	212
Wednesday	2/5/03	7:15 PM	11	36	17	7	25	4	1	3	0	1	0	0	6	33	144
Wednesday	2/5/03	7:30 PM	18	45	23	2	29	2	0	0	3	0	0	0	3	49	174
Wednesday	2/5/03	7:45 PM	17	45	17	5	28	3	0	2	0	0	0	0	1	42	160
Wednesday	2/5/03	8:00 PM	10	35	36	5	23	2	0	5	0	1	0	0	3	32	152
Wednesday	2/5/03	8:15 PM	7	34	21	6	23	2	1	4	0	3	0	0	4	36	141
Wednesday	2/5/03	8:30 PM	5	43	23	12	24	6	0	5	1	0	0	0	1	25	145
Wednesday	2/5/03	8:45 PM	2	29	28	4	37	4	1	9	0	1	0	0	0	23	138
Wednesday	2/5/03	9:00 PM	0	29	24	10	24	2	0	3	2	0	0	1	5	24	124
Wednesday	2/5/03	9:15 PM	3	37	30	16	36	5	2	3	0	0	0	0	1	31	164
Wednesday	2/5/03	9:30 PM	1	31	29	6	30	3	1	0	0	1	0	0	4	20	126
Wednesday	2/5/03	9:45 PM	2	29	17	6	30	1	0	1	0	0	0	0	2	19	107
Wednesday	2/5/03	10:00 PM	6	23	16	10	30	8	0	0	0	0	0	0	0	13	106
Wednesday	2/5/03	10:15 PM	5	21	18	9	20	3	2	3	0	0	0	0	3	29	113
Wednesday	2/5/03	10:30 PM	1	15	17	18	15	7	1	2	0	0	0	0	2	17	95
Wednesday	2/5/03	10:45 PM	1	28	18	14	18	6	1	2	0	0	0	0	4	19	111
Wednesday	2/5/03	11:00 PM	4	17	10	13	23	2	0	1	0	0	0	0	0	14	84
Wednesday	2/5/03	11:15 PM	5	19	12	17	20	2	1	1	0	0	0	0	6	13	96
Wednesday	2/5/03	11:30 PM	3	15	13	18	25	4	1	0	0	1	0	0	2	17	99
Wednesday	2/5/03	11:45 PM	1	7	8	6	12	3	0	1	0	0	0	0	1	15	54
		Total	874	2306	1732	675	1742	319	76	263	67	76	6	9	513	3751	12409
Thursday	2/6/03	12:00 AM	1	9	7	14	6	7	2	1	0	0	0	0	3	22	72
Thursday	2/6/03	12:15 AM	3	11	7	4	13	3	1	0	0	0	0	0	0	12	54
Thursday	2/6/03	12:30 AM	0	7	7	8	5	4	0	0	0	1	0	0	0	13	45
Thursday	2/6/03	12:45 AM	2	6	3	7	3	1	0	0	0	0	0	0	0	6	28
Thursday	2/6/03	1:00 AM	1	11	6	5	3	3	0	0	0	0	0	0	0	14	43
Thursday	2/6/03	1:15 AM	1	4	4	4	3	0	0	0	0	0	0	0	3	5	24
Thursday	2/6/03	1:30 AM	1	2	6	4	1	1	0	0	0	0	0	0	3	5	24
Thursday	2/6/03	1:45 AM	1	12	4	5	5	1	0	0	1	0	0	0	1	2	32
Thursday	2/6/03	2:00 AM	0	2	2	3	0	5	0	1	0	2	0	0	2	1	18
Thursday	2/6/03	2:15 AM	2	5	6	6	6	1	1	0	0	2	0	0	3	3	35
Thursday	2/6/03	2:30 AM	0	9	6	4	4	2	0	0	0	0	0	0	0	7	32
Thursday	2/6/03	2:45 AM	1	2	3	4	4	3	0	0	0	0	0	0	1	5	23
Thursday	2/6/03	3:00 AM	1	3	4	6	5	1	0	1	0	0	0	0	0	6	27
Thursday	2/6/03	3:15 AM	2	7	4	9	6	2	0	0	0	0	0	0	0	17	47
Thursday	2/6/03	3:30 AM	3	7	7	7	10	4	0	0	0	0	0	0	0	14	52
Thursday	2/6/03	3:45 AM	0	8	5	5	9	2	0	0	0	0	0	0	0	13	42
Thursday	2/6/03	4:00 AM	1	8	3	8	7	2	0	0	0	0	0	0	1	8	38
Thursday	2/6/03	4:15 AM	5	10	5	9	9	1	0	0	1	0	1	0	1	20	62
Thursday	2/6/03	4:30 AM	1	11	6	7	11	3	0	1	1	0	0	0	0	17	58
Thursday	2/6/03	4:45 AM	0	7	5	10	12	1	0	0	0	0	1	0	1	25	62
Thursday	2/6/03	5:00 AM	2	14	4	18	7	8	0	0	1	0	0	0	3	23	80
Thursday	2/6/03	5:15 AM	3	21	7	22	16	5	1	2	0	0	0	0	0	18	95
Thursday	2/6/03	5:30 AM	2	29	11	30	16	10	1	0	0	1	0	0	1	22	123
Thursday	2/6/03	5:45 AM	5	18	22	20	26	11	4	5	0	0	0	0	3	30	144
Thursday	2/6/03	6:00 AM	1	20	30	21	35	12	0	1	1	0	0	0	3	28	152
Thursday	2/6/03	6:15 AM	3	25	48	35	42	13	1	6	3	6	0	1	2	41	226
Thursday	2/6/03	6:30 AM	8	32	50	26	48	6	3	7	0	2	2	0	5	50	239
Thursday	2/6/03	6:45 AM	4	37	70	15	47	14	2	10	1	1	0	2	4	47	254
Thursday	2/6/03	7:00 AM	6	27	50	18	36	8	3	10	1	4	0	2	11	59	235
Thursday	2/6/03	7:15 AM	6	20	26	8	30	4	1	5	1	2	0	1	13	48	165

Portway
North Bergen, Hudson County

Start Date: 1/30/2003
 Start Time: 4:45:00 PM
 Site Code: 14-10
 Station ID: 08532
 Location : Tonnelle Avenue Between 47th & 48th Street
 Tonnelle SB-Lt Lane

Day	Date	Time	Class 1	Class 2	Class 3	Class 4	Class 5	Class 6	Class 7	Class 8	Class 9	Class 10	Class 11	Class 12	Class 13	Class 14	Total
Thursday	2/6/03	7:30 AM	9	19	28	10	23	6	2	10	0	2	0	0	19	65	193
Thursday	2/6/03	7:45 AM	6	3	0	2	1	2	2	0	1	0	0	0	16	36	69
Thursday	2/6/03	8:00 AM	6	6	1	9	4	4	2	0	0	0	0	0	17	59	108
Thursday	2/6/03	8:15 AM	9	17	14	7	15	4	0	4	1	1	1	0	15	61	149
		Total	96	429	461	370	468	154	26	64	13	25	5	6	131	802	3050

Portway
North Bergen, Hudson County

Start Date: 1/30/2003
Start Time: 4:45:00 PM
Site Code: 14-10
Station ID: 08532
Location: Tonnelle Avenue Between 47th & 48th Street
Tonnelle SB-Rt Lane

Day	Date	Time	Class 1	Class 2	Class 3	Class 4	Class 5	Class 6	Class 7	Class 8	Class 9	Class 10	Class 11	Class 12	Class 13	Class 14	Total
Thursday	1/30/03	4:45 PM	3	46	7	0	0	1	0	5	0	2	0	1	9	8	82
Thursday	1/30/03	5:00 PM	1	76	14	1	1	1	0	8	0	2	1	1	14	17	137
Thursday	1/30/03	5:15 PM	0	143	20	2	4	0	0	2	1	1	0	1	2	9	185
Thursday	1/30/03	5:30 PM	0	100	23	0	3	1	0	6	1	1	0	2	4	25	166
Thursday	1/30/03	5:45 PM	0	130	25	0	5	1	0	4	1	0	0	0	1	14	181
Thursday	1/30/03	6:00 PM	0	143	14	3	3	0	0	2	0	2	0	0	5	12	184
Thursday	1/30/03	6:15 PM	0	141	17	3	4	1	0	3	2	1	0	1	0	10	183
Thursday	1/30/03	6:30 PM	1	149	17	1	2	1	0	6	2	3	0	0	0	17	199
Thursday	1/30/03	6:45 PM	0	125	12	4	3	0	0	0	0	4	0	2	0	8	158
Thursday	1/30/03	7:00 PM	1	146	8	2	2	0	0	1	0	4	0	0	0	1	165
Thursday	1/30/03	7:15 PM	1	129	19	1	2	1	0	4	0	0	0	0	0	8	165
Thursday	1/30/03	7:30 PM	0	123	16	1	1	0	0	5	0	0	0	0	0	0	146
Thursday	1/30/03	7:45 PM	0	117	21	0	0	0	0	1	0	0	0	0	2	3	144
Thursday	1/30/03	8:00 PM	0	86	11	1	4	0	0	2	0	0	0	0	0	2	106
Thursday	1/30/03	8:15 PM	0	101	12	2	0	1	0	0	3	0	0	0	1	3	123
Thursday	1/30/03	8:30 PM	0	90	14	1	3	0	0	1	0	0	0	0	0	0	109
Thursday	1/30/03	8:45 PM	0	102	9	0	4	0	0	2	1	0	0	0	0	2	120
Thursday	1/30/03	9:00 PM	0	95	10	0	1	0	0	1	1	0	0	0	0	0	108
Thursday	1/30/03	9:15 PM	0	90	12	1	3	1	0	2	2	0	0	0	0	2	113
Thursday	1/30/03	9:30 PM	0	93	9	1	1	0	0	0	0	0	0	0	0	3	107
Thursday	1/30/03	9:45 PM	0	69	10	0	2	0	0	4	1	0	0	0	0	3	89
Thursday	1/30/03	10:00 PM	0	74	8	1	1	0	0	2	0	0	0	0	0	0	86
Thursday	1/30/03	10:15 PM	0	72	8	0	4	1	0	2	0	0	0	0	0	1	88
Thursday	1/30/03	10:30 PM	0	71	6	1	3	1	0	0	1	0	0	0	0	2	85
Thursday	1/30/03	10:45 PM	0	52	13	1	6	0	0	2	2	0	1	0	0	0	77
Thursday	1/30/03	11:00 PM	1	46	6	1	4	1	0	0	0	0	0	0	0	0	59
Thursday	1/30/03	11:15 PM	2	51	7	0	1	1	0	0	0	0	0	0	0	0	62
Thursday	1/30/03	11:30 PM	0	70	4	1	5	0	0	1	3	0	0	0	0	2	86
Thursday	1/30/03	11:45 PM	0	38	5	0	4	0	0	1	0	0	0	0	0	0	48
		Total	10	2768	357	29	76	13	0	67	21	20	2	8	38	152	3561
Friday	1/31/03	12:00 AM	0	49	7	0	2	0	0	3	0	0	0	0	0	0	61
Friday	1/31/03	12:15 AM	1	29	1	1	1	2	0	0	0	0	0	0	0	0	35
Friday	1/31/03	12:30 AM	0	27	5	0	1	1	0	1	1	0	0	0	0	0	36
Friday	1/31/03	12:45 AM	0	18	7	1	1	0	0	0	0	0	0	0	0	0	27
Friday	1/31/03	1:00 AM	0	19	3	0	2	1	0	0	2	0	0	0	0	0	27
Friday	1/31/03	1:15 AM	0	18	2	0	0	1	0	1	1	0	0	0	0	1	24
Friday	1/31/03	1:30 AM	1	23	3	0	0	1	0	0	0	0	0	0	0	0	28
Friday	1/31/03	1:45 AM	0	20	3	0	3	0	0	0	0	0	0	0	0	0	26
Friday	1/31/03	2:00 AM	0	20	6	0	2	0	0	0	0	0	0	0	0	1	29
Friday	1/31/03	2:15 AM	0	17	4	1	4	0	0	1	0	0	0	0	0	0	27
Friday	1/31/03	2:30 AM	0	26	3	2	3	0	0	0	1	0	0	0	0	0	35
Friday	1/31/03	2:45 AM	0	42	2	0	2	1	0	0	0	0	0	0	0	1	48
Friday	1/31/03	3:00 AM	0	44	2	1	1	0	0	0	3	0	0	0	0	2	53
Friday	1/31/03	3:15 AM	0	28	6	0	0	0	0	0	0	0	0	0	0	0	34
Friday	1/31/03	3:30 AM	0	23	5	0	0	0	0	0	1	0	0	0	0	2	31
Friday	1/31/03	3:45 AM	0	20	4	0	6	0	0	0	1	0	0	0	0	1	32
Friday	1/31/03	4:00 AM	0	29	6	2	7	0	0	0	0	0	0	0	0	1	45
Friday	1/31/03	4:15 AM	0	27	2	0	1	0	0	0	2	0	0	0	0	2	34
Friday	1/31/03	4:30 AM	0	43	1	1	2	0	0	0	1	0	0	0	0	0	48
Friday	1/31/03	4:45 AM	0	38	5	2	1	1	0	0	3	0	0	0	0	2	52
Friday	1/31/03	5:00 AM	0	41	11	0	5	2	0	0	0	0	0	0	0	1	60
Friday	1/31/03	5:15 AM	0	59	11	2	2	3	0	0	2	0	0	0	0	0	79
Friday	1/31/03	5:30 AM	0	79	11	2	2	2	0	0	3	1	0	0	0	2	102
Friday	1/31/03	5:45 AM	1	74	13	1	9	4	0	1	2	0	0	0	0	2	107
Friday	1/31/03	6:00 AM	0	109	10	1	5	4	0	0	2	2	0	0	0	4	137
Friday	1/31/03	6:15 AM	0	152	19	2	8	0	0	0	1	0	0	1	0	7	190
Friday	1/31/03	6:30 AM	0	156	24	5	5	2	0	6	1	1	0	1	1	12	214
Friday	1/31/03	6:45 AM	0	162	20	4	3	0	0	6	3	0	0	0	0	7	205
Friday	1/31/03	7:00 AM	0	152	18	1	3	1	1	3	2	2	0	0	2	12	197
Friday	1/31/03	7:15 AM	0	124	27	3	6	0	0	6	2	2	0	1	3	15	189
Friday	1/31/03	7:30 AM	0	135	20	3	4	0	0	8	1	1	0	2	8	12	194
Friday	1/31/03	7:45 AM	0	72	5	1	0	0	0	7	0	7	1	1	13	19	126
Friday	1/31/03	8:00 AM	0	47	3	2	1	0	0	4	0	5	1	1	15	21	100
Friday	1/31/03	8:15 AM	1	73	8	4	1	0	0	3	0	2	0	1	14	20	127
Friday	1/31/03	8:30 AM	0	106	17	3	5	1	0	6	2	6	0	0	9	25	180
Friday	1/31/03	8:45 AM	1	100	17	1	6	0	0	4	1	2	0	2	9	19	162
Friday	1/31/03	9:00 AM	0	112	23	4	5	1	0	6	1	2	0	0	1	16	171
Friday	1/31/03	9:15 AM	0	92	21	4	10	0	0	4	4	2	0	0	3	7	147
Friday	1/31/03	9:30 AM	1	76	26	3	5	1	0	1	4	2	0	1	6	19	145
Friday	1/31/03	9:45 AM	0	104	21	1	7	0	0	4	5	0	0	1	3	7	153
Friday	1/31/03	10:00 AM	0	78	23	2	7	1	1	4	1	1	0	0	0	7	125

Portway
North Bergen, Hudson County

Start Date: 1/30/2003
Start Time: 4:45:00 PM
Site Code: 14-10
Station ID: 08532
Location : Tonnelle Avenue Between 47th & 48th Street
Tonnelle SB-Rt Lane

Day	Date	Time	Class 1	Class 2	Class 3	Class 4	Class 5	Class 6	Class 7	Class 8	Class 9	Class 10	Class 11	Class 12	Class 13	Class 14	Total
Monday	2/3/03	9:00 AM	0	0	0	0	0	0	0	0	0	0	0	0	0	0	0
Monday	2/3/03	9:15 AM	0	0	0	0	0	0	0	0	0	0	0	0	0	0	0
Monday	2/3/03	9:30 AM	0	0	0	0	0	0	0	0	0	0	0	0	0	0	0
Monday	2/3/03	9:45 AM	0	0	0	0	0	0	0	0	0	0	0	0	0	0	0
Monday	2/3/03	10:00 AM	0	0	0	0	0	0	0	0	0	0	0	0	0	0	0
Monday	2/3/03	10:15 AM	0	0	0	0	0	0	0	0	0	0	0	0	0	1	1
Monday	2/3/03	10:30 AM	0	0	1	0	0	0	0	0	0	0	0	0	0	2	3
Monday	2/3/03	10:45 AM	0	0	2	3	1	2	0	0	0	0	0	0	0	9	17
Monday	2/3/03	11:00 AM	0	2	1	0	0	1	0	0	1	0	0	0	0	4	9
Monday	2/3/03	11:15 AM	1	10	3	1	1	8	0	1	1	0	0	0	0	24	50
Monday	2/3/03	11:30 AM	2	0	1	2	1	2	1	0	0	0	0	0	1	7	17
Monday	2/3/03	11:45 AM	0	0	0	0	0	0	0	0	0	0	0	0	0	0	0
Monday	2/3/03	12:00 PM	2	4	5	0	0	1	1	2	1	1	0	0	1	67	85
Monday	2/3/03	12:15 PM	2	13	9	2	3	0	0	3	1	0	0	0	2	115	150
Monday	2/3/03	12:30 PM	3	22	10	3	7	0	1	2	1	0	0	0	4	119	172
Monday	2/3/03	12:45 PM	1	20	8	6	2	2	0	3	1	1	0	0	1	85	130
Monday	2/3/03	1:00 PM	1	15	6	0	4	1	1	4	4	0	0	1	4	128	169
Monday	2/3/03	1:15 PM	0	28	7	1	5	2	0	0	1	1	0	0	1	110	156
Monday	2/3/03	1:30 PM	2	17	11	3	5	1	0	1	4	1	0	0	4	80	129
Monday	2/3/03	1:45 PM	2	20	7	5	3	0	0	2	2	1	0	0	3	91	136
Monday	2/3/03	2:00 PM	2	27	4	2	2	2	0	2	2	1	1	0	2	108	155
Monday	2/3/03	2:15 PM	0	30	17	5	4	0	0	0	1	1	1	0	0	92	151
Monday	2/3/03	2:30 PM	2	20	7	0	6	2	1	3	3	0	0	0	2	103	149
Monday	2/3/03	2:45 PM	1	28	9	4	2	1	0	0	0	0	0	0	5	77	127
Monday	2/3/03	3:00 PM	3	25	7	1	5	0	0	2	2	0	0	0	4	129	178
Monday	2/3/03	3:15 PM	1	12	9	4	5	1	0	2	0	0	1	0	8	109	151
Monday	2/3/03	3:30 PM	1	10	2	1	2	0	1	3	0	0	0	2	10	97	129
Monday	2/3/03	3:45 PM	1	9	2	0	2	0	0	4	0	2	1	1	5	111	138
Monday	2/3/03	4:00 PM	1	19	11	2	3	2	1	1	1	1	0	1	2	153	198
Monday	2/3/03	4:15 PM	2	23	3	2	2	2	0	1	1	1	2	1	6	113	158
Monday	2/3/03	4:30 PM	3	18	3	1	5	0	0	3	0	1	0	0	1	142	177
Monday	2/3/03	4:45 PM	1	16	2	0	1	2	0	3	0	0	0	0	5	144	174
Monday	2/3/03	5:00 PM	2	24	1	2	1	0	0	1	1	1	0	0	2	161	196
Monday	2/3/03	5:15 PM	3	33	1	0	2	1	0	3	0	1	0	0	4	138	186
Monday	2/3/03	5:30 PM	4	47	7	1	0	2	0	1	0	0	0	0	2	141	205
Monday	2/3/03	5:45 PM	3	26	2	1	1	2	0	7	1	0	0	1	4	112	160
Monday	2/3/03	6:00 PM	2	39	5	1	1	0	0	0	1	0	0	0	0	126	175
Monday	2/3/03	6:15 PM	3	45	5	4	1	0	1	0	0	1	0	1	0	95	156
Monday	2/3/03	6:30 PM	1	27	8	0	2	0	0	1	0	0	0	0	2	113	154
Monday	2/3/03	6:45 PM	4	36	5	1	2	2	0	1	2	1	1	0	1	102	158
Monday	2/3/03	7:00 PM	0	26	2	2	1	0	1	0	1	0	0	0	0	84	117
Monday	2/3/03	7:15 PM	0	22	2	0	2	0	0	1	0	1	0	0	0	93	121
Monday	2/3/03	7:30 PM	1	15	5	1	3	1	0	0	0	0	0	0	0	89	115
Monday	2/3/03	7:45 PM	1	5	1	0	3	0	0	0	2	0	0	0	0	69	81
Monday	2/3/03	8:00 PM	1	14	5	1	1	1	0	1	0	0	0	0	1	69	94
Monday	2/3/03	8:15 PM	1	9	0	0	0	0	0	0	0	0	0	0	0	70	80
Monday	2/3/03	8:30 PM	2	3	3	0	1	0	0	0	1	0	0	0	1	51	62
Monday	2/3/03	8:45 PM	2	13	2	0	2	0	0	1	0	0	0	0	0	66	86
Monday	2/3/03	9:00 PM	1	14	2	0	2	0	0	1	1	0	0	0	1	63	85
Monday	2/3/03	9:15 PM	1	13	1	1	0	0	0	2	0	0	0	0	0	38	56
Monday	2/3/03	9:30 PM	1	5	4	0	1	1	0	0	1	0	0	0	0	56	69
Monday	2/3/03	9:45 PM	0	2	1	0	0	0	0	0	0	0	0	0	0	30	33
Monday	2/3/03	10:00 PM	3	6	2	1	1	0	0	1	3	0	0	0	0	43	60
Monday	2/3/03	10:15 PM	0	2	1	1	0	0	0	0	0	0	0	0	0	26	30
Monday	2/3/03	10:30 PM	0	4	1	0	0	0	0	0	1	0	0	0	0	34	40
Monday	2/3/03	10:45 PM	1	2	1	0	5	0	0	1	0	0	0	0	0	23	33
Monday	2/3/03	11:00 PM	3	2	1	0	0	0	0	0	2	0	0	0	0	21	29
Monday	2/3/03	11:15 PM	1	3	1	0	1	0	0	0	0	0	0	0	0	24	30
Monday	2/3/03	11:30 PM	1	1	0	0	0	0	0	0	0	0	0	0	0	30	32
Monday	2/3/03	11:45 PM	2	0	1	0	1	0	0	1	0	0	0	0	0	5	10
Total			79	826	217	65	105	42	9	65	44	18	6	7	90	4197	5770
Tuesday	2/4/03	12:00 AM	0	1	0	0	0	0	0	0	1	0	0	0	0	14	16
Tuesday	2/4/03	12:15 AM	1	1	0	1	0	0	0	1	0	0	0	0	0	9	13
Tuesday	2/4/03	12:30 AM	0	1	0	0	0	0	0	0	0	0	0	0	0	12	13
Tuesday	2/4/03	12:45 AM	0	0	0	0	0	0	0	0	0	0	0	0	0	3	3
Tuesday	2/4/03	1:00 AM	0	0	0	1	0	0	0	0	0	0	0	0	0	2	3
Tuesday	2/4/03	1:15 AM	0	0	0	0	0	0	0	0	0	0	0	0	0	6	6
Tuesday	2/4/03	1:30 AM	1	0	0	0	0	0	0	0	0	0	0	0	0	3	4
Tuesday	2/4/03	1:45 AM	0	0	0	0	0	0	0	0	0	0	0	0	0	3	3
Tuesday	2/4/03	2:00 AM	0	0	0	0	0	0	0	0	0	0	0	0	0	7	7
Tuesday	2/4/03	2:15 AM	1	1	2	0	1	0	0	0	0	1	0	0	0	8	14

Portway
North Bergen, Hudson County

Start Date: 1/30/2003
Start Time: 4:45:00 PM
Site Code: 14-10
Station ID: 08532
Location : Tonnelle Avenue Between 47th & 48th Street
Tonnelle SB-Rt Lane

Day	Date	Time	Class 1	Class 2	Class 3	Class 4	Class 5	Class 6	Class 7	Class 8	Class 9	Class 10	Class 11	Class 12	Class 13	Class 14	Total
Tuesday	2/4/03	8:15 PM	6	2	0	0	2	0	0	0	0	0	0	0	1	78	89
Tuesday	2/4/03	8:30 PM	0	0	0	0	0	0	0	0	0	0	0	0	0	87	87
Tuesday	2/4/03	8:45 PM	2	3	0	0	1	0	0	0	2	1	0	0	0	85	94
Tuesday	2/4/03	9:00 PM	1	0	0	0	0	0	0	0	0	0	0	0	0	74	75
Tuesday	2/4/03	9:15 PM	3	3	0	1	0	1	1	0	1	0	0	0	0	94	104
Tuesday	2/4/03	9:30 PM	5	0	0	0	0	0	0	0	1	0	0	0	0	93	99
Tuesday	2/4/03	9:45 PM	2	1	0	0	0	0	0	0	0	0	0	0	0	63	66
Tuesday	2/4/03	10:00 PM	1	2	2	1	1	2	0	0	0	0	0	0	0	54	63
Tuesday	2/4/03	10:15 PM	0	2	0	0	0	0	0	0	0	0	0	0	0	67	69
Tuesday	2/4/03	10:30 PM	2	7	2	0	0	1	0	1	0	0	0	0	1	42	56
Tuesday	2/4/03	10:45 PM	6	2	6	0	0	0	0	1	0	0	0	0	0	21	36
Tuesday	2/4/03	11:00 PM	5	1	3	0	0	1	0	1	0	0	0	0	1	48	60
Tuesday	2/4/03	11:15 PM	4	3	1	0	0	0	1	0	1	0	0	0	0	41	51
Tuesday	2/4/03	11:30 PM	4	3	1	0	0	0	0	2	1	1	0	0	0	42	54
Tuesday	2/4/03	11:45 PM	0	1	4	0	0	0	0	0	1	0	0	0	0	12	18
		Total	344	1488	414	127	170	87	31	94	98	53	1	7	250	5765	8939
Wednesday	2/5/03	12:00 AM	2	3	1	0	0	1	0	3	0	0	0	0	0	33	43
Wednesday	2/5/03	12:15 AM	1	0	0	0	0	0	0	0	0	0	0	0	0	17	18
Wednesday	2/5/03	12:30 AM	0	1	1	0	0	0	0	0	0	0	0	0	0	2	4
Wednesday	2/5/03	12:45 AM	0	1	0	0	0	0	0	0	0	0	0	0	1	5	7
Wednesday	2/5/03	1:00 AM	0	0	0	0	0	0	0	1	0	0	0	0	0	3	4
Wednesday	2/5/03	1:15 AM	0	0	0	0	0	1	0	0	0	0	0	0	0	7	8
Wednesday	2/5/03	1:30 AM	1	0	0	0	0	0	0	1	0	0	0	0	0	4	6
Wednesday	2/5/03	1:45 AM	0	2	0	0	0	1	0	0	0	0	0	0	0	10	13
Wednesday	2/5/03	2:00 AM	0	0	1	0	0	0	0	0	0	0	0	0	0	7	8
Wednesday	2/5/03	2:15 AM	2	0	1	0	0	0	0	0	1	0	0	0	0	7	11
Wednesday	2/5/03	2:30 AM	0	0	0	0	0	0	0	0	0	0	0	0	0	0	0
Wednesday	2/5/03	2:45 AM	0	0	0	0	0	0	0	0	0	0	0	0	0	9	9
Wednesday	2/5/03	3:00 AM	1	0	0	0	0	0	0	1	0	0	0	0	0	11	13
Wednesday	2/5/03	3:15 AM	0	0	1	0	0	0	0	0	1	0	0	0	0	14	16
Wednesday	2/5/03	3:30 AM	0	0	0	0	0	0	0	0	0	0	0	0	0	17	17
Wednesday	2/5/03	3:45 AM	0	0	0	0	0	0	0	0	0	0	0	0	0	7	7
Wednesday	2/5/03	4:00 AM	0	0	0	0	0	0	0	0	0	0	0	0	0	11	11
Wednesday	2/5/03	4:15 AM	0	0	0	0	0	0	0	0	0	0	0	0	0	3	3
Wednesday	2/5/03	4:30 AM	0	0	0	0	0	0	0	0	0	0	0	0	0	15	15
Wednesday	2/5/03	4:45 AM	0	0	0	0	0	0	0	0	0	0	0	0	0	27	27
Wednesday	2/5/03	5:00 AM	0	0	0	0	0	0	0	0	0	0	0	0	0	40	40
Wednesday	2/5/03	5:15 AM	0	0	0	0	0	0	0	0	0	0	0	0	0	65	65
Wednesday	2/5/03	5:30 AM	0	0	0	0	0	0	0	0	0	0	0	0	0	93	93
Wednesday	2/5/03	5:45 AM	0	0	0	0	0	0	0	0	0	0	0	0	0	114	114
Wednesday	2/5/03	6:00 AM	0	0	0	0	0	0	0	0	0	0	0	0	0	108	108
Wednesday	2/5/03	6:15 AM	0	0	0	0	0	0	0	0	0	0	0	0	0	153	153
Wednesday	2/5/03	6:30 AM	0	0	0	0	0	0	0	0	0	0	0	0	0	231	231
Wednesday	2/5/03	6:45 AM	0	0	0	0	0	0	0	0	0	0	0	0	0	187	187
Wednesday	2/5/03	7:00 AM	0	0	0	0	0	0	0	0	0	0	0	0	0	240	240
Wednesday	2/5/03	7:15 AM	0	0	0	0	0	0	0	0	0	0	0	0	0	196	196
Wednesday	2/5/03	7:30 AM	0	0	0	0	0	0	0	0	0	0	0	0	0	179	179
Wednesday	2/5/03	7:45 AM	0	0	0	0	0	0	0	0	0	0	0	0	0	208	208
Wednesday	2/5/03	8:00 AM	0	0	0	0	0	0	0	0	0	0	0	0	0	212	212
Wednesday	2/5/03	8:15 AM	0	0	0	0	0	0	0	0	0	0	0	0	0	185	185
Wednesday	2/5/03	8:30 AM	0	0	0	0	0	0	0	0	0	0	0	0	0	218	218
Wednesday	2/5/03	8:45 AM	0	8	1	0	0	0	0	2	0	1	0	0	5	158	176
Wednesday	2/5/03	9:00 AM	3	7	5	1	0	2	1	1	0	1	0	0	5	153	179
Wednesday	2/5/03	9:15 AM	2	1	0	3	0	0	0	1	0	0	0	0	3	123	133
Wednesday	2/5/03	9:30 AM	10	5	1	1	3	0	0	0	2	0	0	0	4	87	113
Wednesday	2/5/03	9:45 AM	10	2	0	0	0	4	1	0	0	0	0	0	4	91	112
Wednesday	2/5/03	10:00 AM	14	1	1	0	3	1	1	0	1	0	0	0	1	91	114
Wednesday	2/5/03	10:15 AM	14	8	3	0	1	1	0	0	2	0	0	0	8	68	105
Wednesday	2/5/03	10:30 AM	12	8	1	1	0	2	0	1	0	1	0	0	7	86	119
Wednesday	2/5/03	10:45 AM	3	2	1	0	1	1	0	2	0	0	0	0	5	107	122
Wednesday	2/5/03	11:00 AM	10	5	4	0	1	3	0	2	1	0	0	0	3	106	135
Wednesday	2/5/03	11:15 AM	17	7	2	0	3	0	0	0	1	0	0	0	6	71	107
Wednesday	2/5/03	11:30 AM	6	19	6	1	2	2	1	2	0	0	0	1	3	88	131
Wednesday	2/5/03	11:45 AM	10	32	7	0	3	0	0	1	2	0	0	0	2	62	119
Wednesday	2/5/03	12:00 PM	16	32	8	1	1	1	0	3	1	0	0	0	7	56	126
Wednesday	2/5/03	12:15 PM	9	22	2	0	3	1	0	4	7	0	0	0	8	57	113
Wednesday	2/5/03	12:30 PM	7	8	6	2	3	0	0	0	1	0	0	0	10	73	110
Wednesday	2/5/03	12:45 PM	8	14	2	0	1	1	1	1	2	0	1	0	4	100	135
Wednesday	2/5/03	1:00 PM	8	28	5	1	2	2	0	0	2	0	0	0	12	74	134
Wednesday	2/5/03	1:15 PM	3	24	4	1	3	2	2	1	0	0	0	0	8	49	97
Wednesday	2/5/03	1:30 PM	10	35	7	3	4	2	0	3	2	1	0	0	5	47	119
Wednesday	2/5/03	1:45 PM	9	49	8	1	3	2	0	2	1	0	0	0	3	47	125

Portway
North Bergen, Hudson County

Start Date: 1/30/2003
Start Time: 4:45:00 PM
Site Code: 14-10
Station ID: 08532

Location : Tonnelle Avenue Between 47th & 48th Street
Tonnelle SB-Rt Lane

Day	Date	Time	Class 1	Class 2	Class 3	Class 4	Class 5	Class 6	Class 7	Class 8	Class 9	Class 10	Class 11	Class 12	Class 13	Class 14	Total	
Thursday	2/6/03	7:30 AM	0	0	0	0	0	0	0	0	0	0	0	0	0	0	207	207
Thursday	2/6/03	7:45 AM	0	0	0	0	0	0	0	0	0	0	0	0	0	0	209	209
Thursday	2/6/03	8:00 AM	0	0	0	0	0	0	0	0	0	0	0	0	0	0	197	197
Thursday	2/6/03	8:15 AM	0	0	0	0	0	0	0	0	0	0	0	0	0	0	233	233
		Total	0	0	0	0	0	0	0	0	0	0	0	0	0	0	2927	2927

 Portways
 04- 14- 2003
 i - 287
 16: 12: 33

TYPE	CLASS. COUNT		COUNT	
	nb	VOL.	sb	VOL.
CAR	388	1552	0	0
VAN	0	0	0	0
TRK	12	48	0	0
CON	1	4	0	0
TTR	40	160	0	0
	441	1764	0	0

16: 27: 33
 sel

 Portways
 04- 14- 2003
 i - 287
 16: 27: 33

TYPE	CLASS. COUNT		COUNT	
	nb	VOL.	sb	VOL.
CAR	405	1620	0	0
VAN	0	0	0	0
TRK	18	72	0	0
CON	1	4	0	0
TTR	43	172	0	0
	467	1868	0	0

16: 42: 33
 sel

 Portways
 04- 14- 2003
 i - 287
 16: 42: 33

TYPE	CLASS. COUNT		COUNT	
	nb	VOL.	sb	VOL.
CAR	405	1620	0	0
VAN	0	0	0	0
TRK	19	76	0	0
CON	0	0	0	0
TTR	63	252	0	0
	487	1948	0	0

16: 57: 33
 sel

 Portways
 04- 14- 2003
 i - 287
 16: 57: 33

TYPE	CLASS. COUNT		COUNT	
	nb	VOL.	sb	VOL.
CAR	436	1744	0	0

287NBPM txt

VAN	0	0	0	0
CON	2	8	0	0
TTR	46	184	0	0
	496	1984	0	0

17: 12: 33
sel

Portways
04- 14- 2003
i - 287
17: 12: 33

		CLASS. COUNT			
		nb		sb	
TYPE	COUNT	VOL.	COUNT	VOL.	
CAR	506	2024	0	0	
VAN	0	0	0	0	
TRK	11	44	0	0	
CON	7	28	0	0	
TTR	52	208	0	0	
	576	2304	0	0	

17: 27: 33
sel

Portways
04- 14- 2003
i - 287
17: 27: 33

		CLASS. COUNT			
		nb		sb	
TYPE	COUNT	VOL.	COUNT	VOL.	
CAR	515	2060	0	0	
VAN	0	0	0	0	
CON	0	0	0	0	
TTR	57	228	0	0	
	580	2320	0	0	

17: 42: 33
sel

Portways
04- 14- 2003
i - 287
17: 42: 33

		CLASS. COUNT			
		nb		sb	
TYPE	COUNT	VOL.	COUNT	VOL.	
CAR	535	2140	0	0	
VAN	0	0	0	0	
TRK	5	20	0	0	
CON	0	0	0	0	
TTR	43	172	0	0	
	583	2332	0	0	

17: 57: 33
sel

Portways
04- 14- 2003
i - 287

17: 57: 33

		CLASS. COUNT			
		nb	sb		
TYPE	COUNT	VOL.	COUNT	VOL.	
CAR	457	1828	0	0	
VAN	0	0	0	0	
TRK	9	36	0	0	
CON	0	0	0	0	
TTR	60	240	0	0	
	526	2104	0	0	

18: 12: 33

sel

 Portways
 04- 14- 2003
 i - 287
 18: 12: 33

		CLASS. COUNT			
		nb	sb		
TYPE	COUNT	VOL.	COUNT	VOL.	
CAR	431	1724	0	0	
VAN	0	0	0	0	
TRK	15	60	0	0	
CON	1	4	0	0	
TTR	38	152	0	0	
	485	1940	0	0	

18: 27: 33

sel

 Portways
 04- 14- 2003
 i - 287
 18: 27: 33

		CLASS. COUNT			
		nb	sb		
TYPE	COUNT	VOL.	COUNT	VOL.	
CAR	406	1624	0	0	
VAN	0	0	0	0	
TRK	9	36	0	0	
CON	0	0	0	0	
TTR	54	216	0	0	
	470	1880	0	0	

18: 42: 33

sel

 portways
 04- 14- 2003
 i - 287
 06: 36: 36

		CLASS. COUNT			
TYPE	^s COUNT	VOL.	ⁿ COUNT	VOL.	
CAR	249	996	0	0	
VAN	0	0	0	0	
TRK	17	68	0	0	
CON	0	0	0	0	
TTR	21	84	0	0	
	287	1148	0	0	

06: 51: 36
 sel

 portways
 04- 14- 2003
 i - 287
 06: 51: 36

		CLASS. COUNT			
TYPE	^s COUNT	VOL.	ⁿ COUNT	VOL.	
CAR	346	1384	0	0	
VAN	0	0	0	0	
TRK	11	44	0	0	
CON	2	8	0	0	
TTR	22	88	0	0	
	381	1524	0	0	

07: 06: 36
 sel

 portways
 04- 14- 2003
 i - 287
 07: 06: 36

		CLASS. COUNT			
TYPE	^s COUNT	VOL.	ⁿ COUNT	VOL.	
CAR	408	1632	0	0	
VAN	0	0	0	0	
TRK	17	68	0	0	
CON	0	0	0	0	
TTR	34	136	0	0	
	459	1836	0	0	

07: 21: 36
 sel

 portways
 04- 14- 2003
 i - 287
 07: 21: 36

		CLASS. COUNT			
TYPE	^s COUNT	VOL.	ⁿ COUNT	VOL.	
CAR	455	1820	0	0	

VAN	0	0	0	0
TRK	14	56	0	0
CON	1	4	0	0
TTR	21	84	0	0
	491	1964	0	0

07: 36: 36

sel

portways
04- 14- 2003
i - 287
07: 36: 36

		CLASS. COUNT			
TYPE	^s COUNT	VOL.	ⁿ COUNT	VOL.	
CAR	561	2244	0	0	
VAN	0	0	0	0	
TRK	15	60	0	0	
CON	0	0	0	0	
TTR	19	76	0	0	
	596	2384	0	0	

07: 51: 36

sel

portways
04- 14- 2003
i - 287
07: 51: 36

		CLASS. COUNT			
TYPE	^s COUNT	VOL.	ⁿ COUNT	VOL.	
CAR	548	2192	1	4	
VAN	0	0	0	0	
TRK	21	84	0	0	
CON	1	4	0	0	
TTR	33	132	0	0	
	604	2416	1	4	

08: 06: 36

sel

portways
04- 14- 2003
i - 287
08: 06: 36

		CLASS. COUNT			
TYPE	^s COUNT	VOL.	ⁿ COUNT	VOL.	
CAR	565	2260	0	0	
VAN	0	0	0	0	
TRK	24	96	0	0	
CON	0	0	0	0	
TTR	38	152	0	0	
	627	2508	0	0	

08: 21: 36

sel

portways

04-14-2003
i-287
08:21:36

	CLASS.		COUNT	
TYPE	s		n	
	COUNT	VOL.	COUNT	VOL.
CAR	557	2228	0	0
VAN	0	0	0	0
TRK	25	100	0	0
CON	2	8	0	0
TTR	40	160	0	0
	625	2500	0	0

08:36:36
sel

 030011078
 04- 14- 2003
 I- 287
 16: 03: 19

CLASS. COUNT				
	nb		sb	
TYPE	COUNT	VOL.	COUNT	VOL.
CAR	0	0	439	1756
VAN	0	0	0	0
TRK	0	0	25	100
BUS	0	0	0	0
TTR	0	0	69	276
	0	0	533	2132

16: 18: 19
 jhd

 030011078
 04- 14- 2003
 I- 287
 16: 18: 19

CLASS. COUNT				
	nb		sb	
TYPE	COUNT	VOL.	COUNT	VOL.
CAR	0	0	433	1732
VAN	0	0	0	0
TRK	0	0	30	120
BUS	0	0	0	0
TTR	0	0	55	220
	0	0	518	2072

16: 33: 19
 jhd

 030011078
 04- 14- 2003
 I- 287
 16: 33: 19

CLASS. COUNT				
	nb		sb	
TYPE	COUNT	VOL.	COUNT	VOL.
CAR	0	0	451	1804
VAN	0	0	0	0
TRK	0	0	19	76
BUS	0	0	1	4
TTR	0	0	52	208
	0	0	523	2092

16: 48: 19
 jhd

 030011078
 04- 14- 2003
 I- 287
 16: 48: 19

CLASS. COUNT				
	nb		sb	
TYPE	COUNT	VOL.	COUNT	VOL.
CAR	0	0	512	2048

VAN	0	0	0	0
TRK	0	0	14	56
BUS	0	0	0	0
TTR	0	0	57	228
	0	0	583	2332

17: 03: 19
jhd

030011078
04- 14- 2003
I- 287
17: 03: 19

CLASS. COUNT				
	nb		sb	
TYPE	COUNT	VOL.	COUNT	VOL.
CAR	0	0	670	2680
VAN	0	0	0	0
TRK	0	0	17	68
BUS	0	0	0	0
TTR	0	0	68	272
	0	0	755	3020

17: 18: 19
jhd

030011078
04- 14- 2003
I- 287
17: 18: 19

CLASS. COUNT				
	nb		sb	
TYPE	COUNT	VOL.	COUNT	VOL.
CAR	0	0	694	2776
VAN	0	0	0	0
TRK	0	0	10	40
BUS	0	0	0	0
TTR	0	0	47	188
	0	0	751	3004

17: 33: 19
jhd

030011078
04- 14- 2003
I- 287
17: 33: 19

CLASS. COUNT				
	nb		sb	
TYPE	COUNT	VOL.	COUNT	VOL.
CAR	0	0	675	2700
VAN	0	0	0	0
TRK	0	0	8	32
BUS	0	0	1	4
TTR	0	0	51	204
	0	0	735	2940

17: 48: 19
jhd

030011078

04-14-2003
 I-287
 17:48:19

TYPE	CLASS. COUNT		COUNT	
	nb	VOL.	sb	VOL.
CAR	0	0	529	2116
VAN	0	0	0	0
TRK	0	0	8	32
BUS	0	0	2	8
TTR	0	0	43	172
	0	0	582	2328

18:03:19
 jhd

 030011078
 04-14-2003
 I-287
 18:03:20

TYPE	CLASS. COUNT		COUNT	
	nb	VOL.	sb	VOL.
CAR	0	0	573	2292
VAN	0	0	0	0
TRK	0	0	11	44
BUS	0	0	2	8
TTR	0	0	47	188
	0	0	633	2532

18:18:20
 jhd

 030011078
 04-14-2003
 I-287
 18:18:21

TYPE	CLASS. COUNT		COUNT	
	nb	VOL.	sb	VOL.
CAR	0	0	421	1684
VAN	0	0	0	0
TRK	0	0	5	20
BUS	0	0	0	0
TTR	0	0	51	204
	0	0	477	1908

18:33:21
 jhd

TRAFFIC COUNT DATA SHEET

LOCATION:	2ND AVENUE @ 39TH STREET, BROOKLYN, NY
DATE:	4/24/2003
WEATHER:	PARTLY CLOUDY
TECHNICIAN:	SERGEY & SUDHIR

SEE INTERSECTION FIGURE

PERIOD	NB - 2ND AVENUE									SB - 2ND AVENUE									EB - 39TH STREET									WB - BOE RAMP									WB - 39TH STREET																										
	LEFT (1)			THRU (2)			RIGHT (3)			TOTAL	TOTAL	TOTAL	LEFT (10)			THRU (11)			RIGHT (12)			TOTAL	TOTAL	TOTAL	LEFT (13)			THRU (14)			RIGHT (15)			TOTAL	TOTAL	TOTAL	LEFT (7)			U-TURN			THRU (8)			RIGHT (9)			TOTAL	TOTAL	TOTAL	LEFT (4)			THRU (5)			RIGHT (6)			TOTAL	TOTAL	TOTAL
	CAR	TRUCK	TOTAL	CAR	TRUCK	TOTAL	CAR	TRUCK	TOTAL				CAR	TRUCK	TOTAL	CAR	TRUCK	TOTAL	CAR	TRUCK	TOTAL				CAR	TRUCK	TOTAL	CAR	TRUCK	TOTAL	CAR	TRUCK	TOTAL				CAR	TRUCK	TOTAL	CAR	TRUCK	TOTAL	CAR	TRUCK	TOTAL	CAR	TRUCK	TOTAL				CAR	TRUCK	TOTAL	CAR	TRUCK	TOTAL	CAR	TRUCK	TOTAL			
6:30 - 7:00	5	1	30	4	5	3	40	8	48	0	3	14	0	10	1	24	4	28	3	2	5	1	1	1	9	4	13	123	10	65	6	11	5	41	5	240	26	266	20	10	10	2	8	2	38	14	52																
7:00 - 7:30	3	0	40	5	12	2	55	7	62	0	0	25	4	9	0	34	4	38	3	2	10	1	1	0	14	3	17	124	20	56	6	19	3	50	3	249	32	281	22	0	19	2	6	2	47	4	51																
7:30 - 8:00	10	1	55	4	23	3	88	8	96	0	3	31	5	7	1	38	9	47	10	0	16	5	5	0	31	5	36	138	19	55	1	16	2	36	2	245	24	269	18	2	26	1	8	1	52	4	56																
8:00 - 8:30	5	0	83	4	31	3	119	7	126	0	1	26	1	5	0	31	2	33	11	0	11	2	2	1	24	3	27	123	20	52	4	8	3	39	9	222	36	258	20	1	20	3	25	1	65	5	70																
8:30 - 9:00	4	1	65	4	20	1	89	6	95	2	2	35	8	3	4	40	14	54	6	2	18	5	6	0	30	7	37	116	19	49	11	4	8	46	8	215	46	261	26	3	25	0	37	0	88	3	91																
PERIOD TOTAL	27	3	273	21	91	12	391	36	427	2	9	131	18	34	6	167	33	200	33	6	60	14	15	2	108	22	130	624	88	277	28	58	21	212	27	1171	164	1335	106	16	100	8	84	6	290	30	320																
11:00 - 11:30	2	0	62	2	13	8	77	10	87	7	4	31	3	2	1	40	8	48	8	6	13	13	0	1	21	20	41	45	15	29	3	8	2	22	2	104	22	126	35	4	20	7	48	1	103	12	115																
11:30 - 12:00	2	0	65	3	28	4	95	7	102	4	0	50	2	3	0	57	2	59	5	5	21	6	3	0	29	11	40	123	13	40	9	14	7	48	6	225	35	260	33	2	22	4	56	5	111	11	122																
12:00 - 12:30	3	0	60	6	22	2	85	8	93	17	1	48	6	2	2	67	9	76	4	3	22	9	3	2	29	14	43	105	22	50	5	6	5	51	3	212	35	247	29	1	15	2	64	5	108	8	116																
12:30 - 13:00	0	1	71	4	33	3	104	8	112	8	2	56	4	2	1	66	7	73	7	1	18	8	2	1	27	10	37	100	31	37	2	10	6	46	2	193	41	234	24	7	18	4	48	4	90	15	105																
PERIOD TOTAL	7	1	258	15	96	17	361	33	394	36	7	185	15	9	4	230	26	256	24	15	74	36	8	4	106	55	161	373	81	156	19	38	20	167	13	734	133	867	121	14	75	17	216	15	412	46	458																
15:00 - 15:30	0	1	51	1	21	4	72	6	78	10	2	66	3	6	1	82	6	88	4	1	20	6	4	0	28	7	35	97	7	58	2	9	1	39	1	203	11	214	15	8	20	4	55	1	90	13	103																
15:30 - 16:00	3	0	75	2	30	2	108	4	112	6	0	59	1	4	2	69	3	72	2	2	23	2	0	2	25	6	31	105	6	54	0	7	3	36	1	202	10	212	21	3	13	2	50	1	84	6	90																
16:00 - 16:30	3	0	57	3	18	2	78	5	83	15	1	64	2	5	0	84	3	87	5	5	15	2	2	1	22	8	30	83	12	47	0	16	6	45	1	191	19	210	22	1	18	1	41	1	81	3	84																
16:30 - 17:00	2	0	55	4	17	2	74	6	80	15	2	75	4	5	0	95	6	101	24	2	36	3	7	0	67	5	72	84	12	58	2	5	4	45	0	192	18	210	23	4	13	1	59	0	95	5	100																
17:00 - 17:30	1	2	68	1	27	0	96	3	99	18	0	84	0	0	0	102	0	102	10	1	17	3	4	0	31	4	35	73	4	65	1	6	0	22	1	166	6	172	25	2	17	0	55	0	97	2	99																
17:30 - 18:00	0	0	60	0	25	0	85	0	85	11	0	58	1	2	0	71	1	72	8	1	20	2	3	1	31	4	35	73	5	72	3	1	4	35	1	181	13	194	16	1	13	2	39	2	68	5	73																
PERIOD TOTAL	9	3	366	11	138	10	513	24	537	75	5	406	11	22	3	503	19	522	53	12	131	18	20	4	204	34	238	515	46	354	8	44	18	222	5	1135	77	1212	122	19	94	10	299	5	515	34	549																
TOTAL	43	7	897	47	325	39	1265	93	1358	113	21	722	44	65	13	900	78	978	110	33	265	68	43	10	418	111	529	1512	215	787	55	140	59	601	45	3040	374	3414	349	49	269	35	599	26	1217	110	1327																
TOTAL	50	9	944	364	1358					134	766	78	978						143	333	53	529						1727	842	199	646	3414						398	304	625	1327																						

NOTE: CAR INDICATES ANY VEHICLE NOT CLASSIFIED AS A TRUCK

NOTE: "BOE U-TURN" INDICATES LEFT-TURN MOVEMENTS FROM BOE RAMP TO 39TH STREET EB.

 portway
 04-24-2003
 tnpk e. spur
 06:42:36

		CLASS. COUNT			
		nb	sb		
TYPE	COUNT	VOL.	COUNT	VOL.	
CAR	377	1508	0	0	
VAN	0	0	0	0	
TRK	71	284	0	0	
CON	8	32	0	0	
TTR	50	200	0	0	
	506	2024	0	0	

06:57:36
 sel

 portway
 04-24-2003
 tnpk e. spur
 06:57:36

		CLASS. COUNT			
		nb	sb		
TYPE	COUNT	VOL.	COUNT	VOL.	
CAR	367	1468	1	4	
VAN	0	0	0	0	
TRK	56	224	0	0	
CON	11	44	0	0	
TTR	51	204	0	0	
	485	1940	1	4	

07:12:36
 sel

 portway
 04-24-2003
 tnpk e. spur
 07:12:36

		CLASS. COUNT			
		nb	sb		
TYPE	COUNT	VOL.	COUNT	VOL.	
CAR	444	1776	0	0	
VAN	0	0	0	0	
TRK	51	204	0	0	
CON	14	56	0	0	
TTR	43	172	0	0	
	552	2208	0	0	

07:27:36
 sel

 portway
 04-24-2003
 tnpk e. spur
 07:27:36

		CLASS. COUNT			
		nb	sb		
TYPE	COUNT	VOL.	COUNT	VOL.	
CAR	472	1888	0	0	

VAN	0	0	0	0
TRK	75	300	0	0
CON	4	16	0	0
TTR	57	228	0	0
	608	2432	0	0

07: 42: 36

sel

portway
04- 24- 2003
tnpk e. spur
07: 42: 36

		CLASS. COUNT		
		nb	sb	
TYPE	COUNT	VOL.	COUNT	VOL.
CAR	491	1964	0	0
VAN	0	0	0	0
TRK	54	216	0	0
CON	14	56	0	0
TTR	52	208	0	0
	611	2444	0	0

07: 57: 36

sel

portway
04- 24- 2003
tnpk e. spur
07: 57: 36

		CLASS. COUNT		
		nb	sb	
TYPE	COUNT	VOL.	COUNT	VOL.
CAR	527	2108	0	0
VAN	0	0	0	0
TRK	51	204	0	0
CON	10	40	0	0
TTR	51	204	0	0
	639	2556	0	0

08: 12: 36

sel

portway
04- 24- 2003
tnpk e. spur
08: 12: 36

		CLASS. COUNT		
		nb	sb	
TYPE	COUNT	VOL.	COUNT	VOL.
CAR	510	2040	0	0
VAN	1	4	0	0
TRK	56	224	0	0
CON	15	60	0	0
TTR	59	236	0	0
	641	2564	0	0

08: 27: 36

sel

portway

04-24-2003
tnpk e. spur
08:27:36

		CLASS. COUNT			
		nb	sb		
TYPE	COUNT	VOL.	COUNT	VOL.	
CAR	494	1976	0	0	
VAN	0	0	0	0	
TRK	71	284	0	0	
CON	11	44	0	0	
TTR	66	264	0	0	
	642	2568	0	0	

08:42:36
sel

 portway
 04-24-2003
 tpke e spur
 16:44:17

		CLASS. COUNT			
		nb	sb		
TYPE	COUNT	VOL.	COUNT	VOL.	
CAR	744	2976	0	0	
TRK	71	284	0	0	
CON	13	52	0	0	
TTR	34	136	0	0	
	862	3448	0	0	

16:59:17
 sel

 portway
 04-24-2003
 tpke e spur
 16:59:18

		CLASS. COUNT			
		nb	sb		
TYPE	COUNT	VOL.	COUNT	VOL.	
CAR	852	3408	0	0	
TRK	61	244	0	0	
CON	3	12	0	0	
TTR	36	144	0	0	
	952	3808	0	0	

17:14:18
 sel

 portway
 04-24-2003
 tpke e spur
 17:14:18

		CLASS. COUNT			
		nb	sb		
TYPE	COUNT	VOL.	COUNT	VOL.	
CAR	954	3816	0	0	
TRK	53	212	0	0	
CON	9	36	0	0	
TTR	27	108	0	0	
	1043	4172	0	0	

17:29:18
 sel

 portway
 04-24-2003
 tpke e spur
 17:29:18

		CLASS. COUNT			
		nb	sb		
TYPE	COUNT	VOL.	COUNT	VOL.	
CAR	868	3472	0	0	
TRK	52	208	0	0	
CON	11	44	0	0	
TTR	34	136	0	0	

965 3860 0 0
17: 44: 18
sel

portway
04- 24- 2003
tpke e spur
17: 44: 18

		CLASS. COUNT			
		nb	sb		
TYPE	COUNT	VOL.	COUNT	VOL.	
CAR	828	3312	0	0	
TRK	74	296	0	0	
CON	5	20	0	0	
TTR	23	92	0	0	
	930	3720	0	0	

17: 59: 18
sel

portway
04- 24- 2003
tpke e spur
17: 59: 18

		CLASS. COUNT			
		nb	sb		
TYPE	COUNT	VOL.	COUNT	VOL.	
CAR	879	3516	0	0	
TRK	75	300	0	0	
CON	3	12	0	0	
TTR	21	84	0	0	
	978	3912	0	0	

18: 14: 18
sel

portway
04- 24- 2003
tpke e spur
18: 14: 18

		CLASS. COUNT			
		nb	sb		
TYPE	COUNT	VOL.	COUNT	VOL.	
CAR	793	3172	0	0	
TRK	63	252	0	0	
CON	5	20	0	0	
TTR	32	128	0	0	
	893	3572	0	0	

18: 29: 18
sel

portway
04- 24- 2003
tpke e spur
18: 29: 18

		CLASS. COUNT			
		nb	sb		
TYPE	COUNT	VOL.	COUNT	VOL.	

95enbpm.txt

CAR	826	3304	0	0
TRK	55	220	0	0
CON	7	28	0	0
TTR	29	116	0	0
	917	3668	0	0

18: 44: 18

sel

 Portway
 04-24-2003
 tnpk e spur
 06:42:59

		CLASS. COUNT		
		sb		
TYPE	COUNT	VOL.	COUNT	VOL.
CAR	530	2120	0	0
VAN	0	0	0	0
TRK	57	228	0	0
CON	5	20	0	0
TTR	34	136	0	0
	626	2504	0	0

06:57:59
 sc

 Portway
 04-24-2003
 tnpk e spur
 06:57:59

		CLASS. COUNT		
		sb		
TYPE	COUNT	VOL.	COUNT	VOL.
CAR	525	2100	0	0
VAN	2	8	0	0
TRK	66	264	0	0
CON	12	48	0	0
TTR	44	176	0	0
	649	2596	0	0

07:12:59
 sc

 Portway
 04-24-2003
 tnpk e spur
 07:12:59

		CLASS. COUNT		
		sb		
TYPE	COUNT	VOL.	COUNT	VOL.
CAR	502	2008	0	0
VAN	0	0	0	0
TRK	86	344	0	0
CON	6	24	0	0
TTR	41	164	0	0
	635	2540	0	0

07:27:59
 sc

 Portway
 04-24-2003
 tnpk e spur
 07:27:59

		CLASS. COUNT		
		sb		
TYPE	COUNT	VOL.	COUNT	VOL.
CAR	527	2108	0	0

VAN	1	4	0	0
TRK	141	564	0	0
CON	5	20	0	0
TTR	20	80	0	0
	694	2776	0	0

07: 42: 59

sc

Portway
04-24-2003
tnpk e spur
07: 42: 59

CLASS. COUNT

sb

TYPE	COUNT	VOL.	COUNT	VOL.
CAR	882	3528	0	0
VAN	0	0	0	0
TRK	83	332	0	0
CON	6	24	0	0
TTR	30	120	0	0
	1001	4004	0	0

07: 57: 59

sc

Portway
04-24-2003
tnpk e spur
07: 57: 59

CLASS. COUNT

sb

TYPE	COUNT	VOL.	COUNT	VOL.
CAR	1034	4136	0	0
VAN	0	0	0	0
TRK	120	480	0	0
CON	12	48	0	0
TTR	38	152	0	0
	1204	4816	0	0

08: 12: 59

sc

Portway
04-24-2003
tnpk e spur
08: 12: 59

CLASS. COUNT

sb

TYPE	COUNT	VOL.	COUNT	VOL.
CAR	1281	5124	4	16
VAN	2	8	0	0
TRK	150	600	0	0
CON	7	28	0	0
TTR	119	476	0	0
	1559	6236	4	16

08: 27: 59

sc

Portway

04-24-2003
tnpk e spur
08:27:59

CLASS. COUNT				
sb				
TYPE	COUNT	VOL.	COUNT	VOL.
CAR	632	2528	0	0
VAN	0	0	0	0
TRK	122	488	0	0
CON	12	48	0	0
TTR	66	264	0	0
	832	3328	0	0

08:42:59
sc

 portways
 04-24-2003
 tpk e sbur
 16:44:33

		CLASS. COUNT			
		sb		nb	
TYPE	COUNT	VOL.	COUNT	VOL.	
CAR	401	1604	0	0	
TRK	73	292	0	0	
CON	8	32	0	0	
TTR	58	232	0	0	
	540	2160	0	0	

16:59:33

sc

 portways
 04-24-2003
 tpk e sbur
 16:59:34

		CLASS. COUNT			
		sb		nb	
TYPE	COUNT	VOL.	COUNT	VOL.	
CAR	624	2496	0	0	
TRK	18	72	0	0	
CON	7	28	0	0	
TTR	39	156	0	0	
	688	2752	0	0	

17:14:34

sc

 portways
 04-24-2003
 tpk e sbur
 17:14:35

		CLASS. COUNT			
		sb		nb	
TYPE	COUNT	VOL.	COUNT	VOL.	
CAR	507	2028	0	0	
TRK	67	268	0	0	
CON	13	52	0	0	
TTR	26	104	0	0	
	613	2452	0	0	

17:29:35

sc

 portways
 04-24-2003
 tpk e sbur
 17:29:36

		CLASS. COUNT			
		sb		nb	
TYPE	COUNT	VOL.	COUNT	VOL.	
CAR	588	2352	0	0	
TRK	65	260	0	0	
CON	9	36	0	0	
TTR	32	128	0	0	

694 2776 0 0
17: 44: 36
sc

portways
04-24-2003
tpk e sbur
17: 44: 37

		CLASS. COUNT			
		sb		nb	
TYPE	COUNT	VOL.	COUNT	VOL.	
CAR	557	2228	0	0	
TRK	26	104	0	0	
CON	5	20	0	0	
TTR	26	104	0	0	
	614	2456	0	0	

17: 59: 37
sc

portways
04-24-2003
tpk e sbur
17: 59: 38

		CLASS. COUNT			
		sb		nb	
TYPE	COUNT	VOL.	COUNT	VOL.	
CAR	428	1712	0	0	
TRK	38	152	0	0	
CON	6	24	0	0	
TTR	36	144	0	0	
	508	2032	0	0	

18: 14: 38
sc

portways
04-24-2003
tpk e sbur
18: 14: 39

		CLASS. COUNT			
		sb		nb	
TYPE	COUNT	VOL.	COUNT	VOL.	
CAR	505	2020	0	0	
TRK	30	120	0	0	
CON	7	28	0	0	
TTR	78	312	0	0	
	620	2480	0	0	

18: 29: 39
sc

portways
04-24-2003
tpk e sbur
18: 29: 40

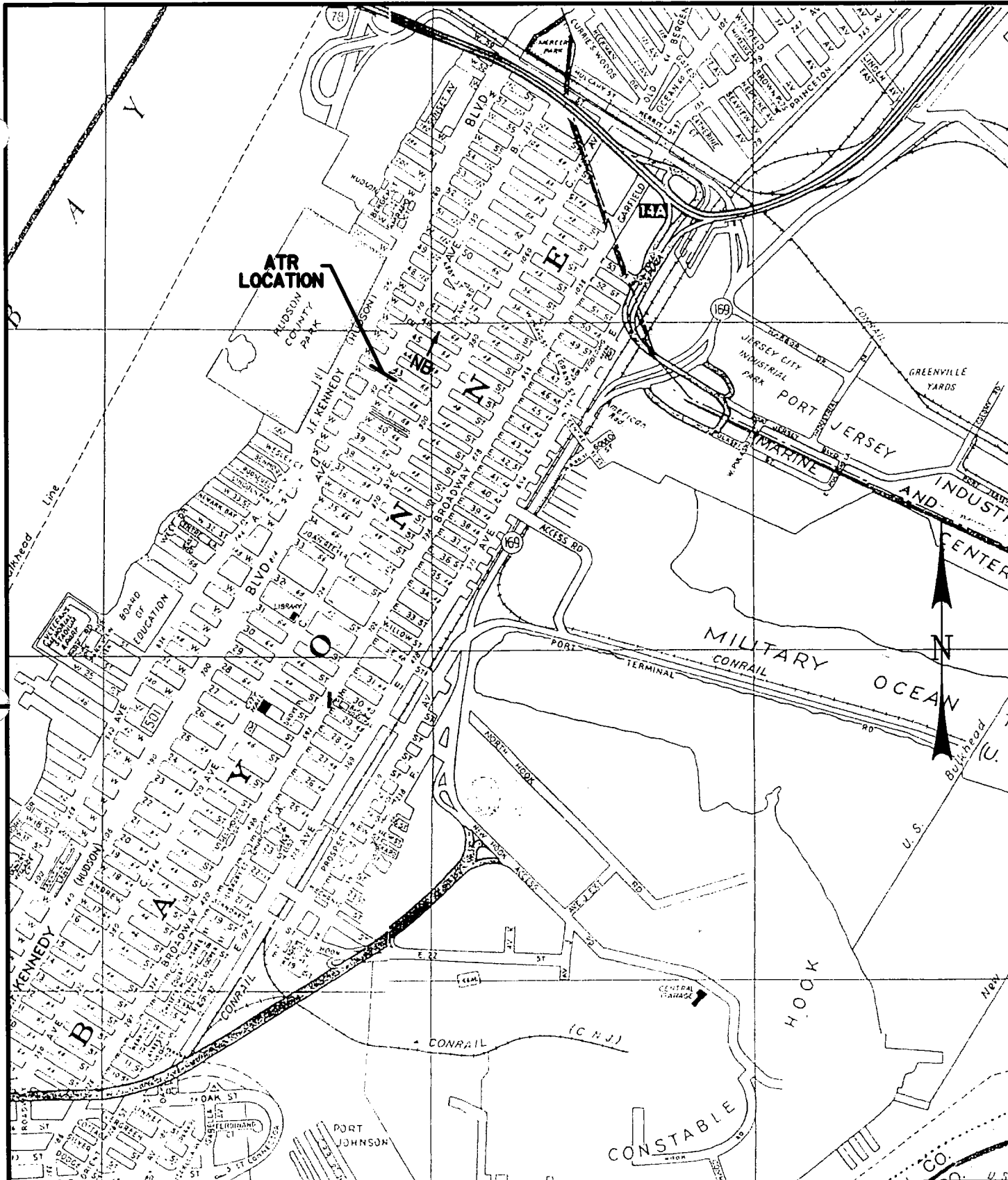
		CLASS. COUNT			
		sb		nb	
TYPE	COUNT	VOL.	COUNT	VOL.	

95esbpm.txt

CAR	553	2212	0	0
TRK	30	120	0	0
CON	2	8	0	0
TTR	35	140	0	0
	620	2480	0	0

18: 44: 40

sc



Malick & Scherer, P.C. ——— *M&S* ———
 Consulting Engineers
 Construction Inspectors

One Salem Square, 295 Route 22 East, Whitehouse Station, New Jersey 08889
 Phone (908) 534-4995 Fax (908) 534-0507

ATR LOCATION MAP	
B AVENUE NORTH OF W 42 STREET	
PORTWAY EXTENSION CONCEPT DEVELOPMENT AND CSM STUDY	
NOT TO SCALE	DATE: 4/2/03

Portway
City of Bayonne, Hudson County

Start Date: 1/20/2003
Start Time: 4:30:00 PM
Site Code: 2-7
Station ID: 08888
Location : Avenue B
Avenue B (Southbound)

Day	Date	Time	Class 1	Class 2	Class 3	Class 4	Class 5	Class 6	Class 7	Class 8	Class 9	Class 10	Class 11	Class 12	Class 13	Class 14	Total
Monday	1/20/03	4:30 PM	0	24	2	0	0	0	0	0	0	0	0	0	0	4	30
Monday	1/20/03	4:45 PM	0	34	1	0	0	0	0	0	0	0	0	0	0	0	35
Monday	1/20/03	5:00 PM	0	41	3	0	0	0	0	0	0	1	0	0	0	1	46
Monday	1/20/03	5:15 PM	0	30	0	0	0	0	0	0	0	0	0	0	0	1	31
Monday	1/20/03	5:30 PM	0	29	1	0	0	0	0	0	0	0	0	0	0	2	31
Monday	1/20/03	5:45 PM	1	29	1	0	0	0	0	0	0	0	0	0	0	1	32
Monday	1/20/03	6:00 PM	1	35	1	0	1	0	0	0	0	0	0	0	0	1	39
Monday	1/20/03	6:15 PM	0	29	4	0	0	0	0	0	0	0	0	0	0	2	35
Monday	1/20/03	6:30 PM	0	39	1	0	0	0	0	0	0	0	0	0	0	1	41
Monday	1/20/03	6:45 PM	0	20	2	0	0	0	0	0	0	0	0	0	0	1	23
Monday	1/20/03	7:00 PM	0	27	0	0	0	0	0	0	0	0	0	0	0	1	28
Monday	1/20/03	7:15 PM	0	27	0	0	0	0	0	0	0	0	0	0	0	0	27
Monday	1/20/03	7:30 PM	0	26	0	0	0	0	0	0	0	0	0	0	0	0	26
Monday	1/20/03	7:45 PM	0	16	0	0	0	0	0	0	0	0	0	0	0	0	16
Monday	1/20/03	8:00 PM	0	20	1	0	0	0	0	0	0	0	0	0	0	1	22
Monday	1/20/03	8:15 PM	0	25	1	0	0	0	0	1	0	0	0	0	0	3	30
Monday	1/20/03	8:30 PM	0	15	0	0	0	0	0	0	0	0	0	0	0	0	15
Monday	1/20/03	8:45 PM	0	11	0	0	0	0	0	0	0	0	0	0	0	0	11
Monday	1/20/03	9:00 PM	0	16	1	0	0	0	0	0	0	0	0	0	0	0	17
Monday	1/20/03	9:15 PM	0	15	1	0	0	0	0	0	0	0	0	0	0	0	16
Monday	1/20/03	9:30 PM	0	9	1	0	0	0	0	0	0	0	0	0	0	1	11
Monday	1/20/03	9:45 PM	0	10	0	0	0	0	0	0	0	0	0	0	0	0	10
Monday	1/20/03	10:00 PM	0	11	1	0	0	0	0	0	0	0	0	0	0	0	12
Monday	1/20/03	10:15 PM	0	9	0	0	0	0	0	0	0	0	0	0	0	0	9
Monday	1/20/03	10:30 PM	0	7	0	0	0	0	0	0	0	0	0	0	0	0	7
Monday	1/20/03	10:45 PM	0	8	1	0	0	0	0	0	0	0	0	0	0	0	9
Monday	1/20/03	11:00 PM	0	12	0	0	0	0	0	0	0	0	0	0	0	0	12
Monday	1/20/03	11:15 PM	0	3	0	0	0	0	0	0	0	0	0	0	0	0	3
Monday	1/20/03	11:30 PM	0	8	0	0	0	0	0	0	0	0	0	0	0	0	8
Monday	1/20/03	11:45 PM	0	10	0	0	0	0	0	0	0	0	0	0	0	0	10
		Total	2	594	23	0	1	0	0	1	0	1	0	0	0	20	642
Tuesday	1/21/03	12:00 AM	0	3	0	0	0	0	0	0	0	0	0	0	0	0	3
Tuesday	1/21/03	12:15 AM	1	5	0	0	0	0	0	0	0	0	0	0	0	0	6
Tuesday	1/21/03	12:30 AM	0	3	0	0	0	0	0	0	0	0	0	0	0	0	3
Tuesday	1/21/03	12:45 AM	0	0	0	0	0	0	0	0	0	0	0	0	0	0	0
Tuesday	1/21/03	1:00 AM	0	2	0	0	0	0	0	0	0	0	0	0	0	0	2
Tuesday	1/21/03	1:15 AM	0	1	0	0	0	0	0	0	0	0	0	0	0	0	1
Tuesday	1/21/03	1:30 AM	0	1	0	0	0	0	0	0	0	0	0	0	0	0	1
Tuesday	1/21/03	1:45 AM	0	1	0	0	0	0	0	0	0	0	0	0	0	0	1
Tuesday	1/21/03	2:00 AM	0	0	0	0	0	0	0	0	0	0	0	0	0	1	1
Tuesday	1/21/03	2:15 AM	0	1	0	0	0	0	0	0	0	0	0	0	0	0	1
Tuesday	1/21/03	2:30 AM	0	1	0	0	0	0	0	0	0	0	0	0	0	0	1
Tuesday	1/21/03	2:45 AM	0	0	1	0	0	0	0	0	0	0	0	0	0	0	1
Tuesday	1/21/03	3:00 AM	0	0	0	0	0	0	0	0	0	0	0	0	0	0	0
Tuesday	1/21/03	3:15 AM	0	0	0	0	0	0	0	0	0	0	0	0	0	0	0
Tuesday	1/21/03	3:30 AM	0	3	0	0	0	0	0	0	0	0	0	0	0	0	3
Tuesday	1/21/03	3:45 AM	0	0	0	0	1	0	0	0	0	0	0	0	0	0	1
Tuesday	1/21/03	4:00 AM	0	0	0	0	0	0	0	0	0	0	0	0	0	0	0
Tuesday	1/21/03	4:15 AM	0	2	0	0	0	0	0	0	0	0	0	0	0	0	2
Tuesday	1/21/03	4:30 AM	0	3	0	0	0	0	0	0	0	0	0	0	0	0	3
Tuesday	1/21/03	4:45 AM	0	5	0	0	0	0	0	0	0	0	0	0	0	0	5
Tuesday	1/21/03	5:00 AM	0	2	1	0	0	0	0	0	0	0	0	0	0	0	3
Tuesday	1/21/03	5:15 AM	0	3	0	0	0	0	0	0	0	0	0	0	0	0	3
Tuesday	1/21/03	5:30 AM	0	1	0	0	0	0	0	0	0	0	0	0	0	1	2
Tuesday	1/21/03	5:45 AM	0	1	0	0	0	0	0	0	0	0	0	0	0	0	1
Tuesday	1/21/03	6:00 AM	0	6	0	0	0	0	0	0	0	0	0	0	0	1	7
Tuesday	1/21/03	6:15 AM	0	4	1	0	0	0	0	0	0	0	0	0	0	0	5
Tuesday	1/21/03	6:30 AM	0	14	0	0	0	0	0	0	0	0	0	0	0	1	15
Tuesday	1/21/03	6:45 AM	0	16	2	0	0	0	0	0	0	0	0	0	0	0	18
Tuesday	1/21/03	7:00 AM	0	16	0	0	0	0	0	0	0	0	0	0	0	0	16
Tuesday	1/21/03	7:15 AM	0	13	1	0	1	0	0	0	0	0	0	0	0	0	15
Tuesday	1/21/03	7:30 AM	0	21	1	0	0	0	0	0	0	0	0	0	0	0	22
Tuesday	1/21/03	7:45 AM	1	17	2	0	0	0	0	0	0	0	0	0	0	0	20
Tuesday	1/21/03	8:00 AM	0	35	1	0	0	0	0	0	0	0	0	0	0	0	36
Tuesday	1/21/03	8:15 AM	0	39	3	0	1	0	0	0	0	0	0	0	0	4	47
Tuesday	1/21/03	8:30 AM	0	17	3	1	3	0	0	0	0	0	0	0	0	0	24
Tuesday	1/21/03	8:45 AM	1	31	1	1	2	0	0	0	0	0	0	0	0	2	38
Tuesday	1/21/03	9:00 AM	0	23	1	2	2	0	0	0	0	0	0	0	0	0	28

Portway
City of Bayonne, Hudson County

Start Date: 1/20/2003
Start Time: 4:30:00 PM
Site Code: 2-7
Station ID: 08888
Location: Avenue B
Avenue B (Southbound)

Day	Date	Time	Class 1	Class 2	Class 3	Class 4	Class 5	Class 6	Class 7	Class 8	Class 9	Class 10	Class 11	Class 12	Class 13	Class 14	Total
Tuesday	1/21/03	9:15 AM	0	28	0	0	1	0	0	0	0	0	0	0	0	3	32
Tuesday	1/21/03	9:30 AM	0	26	0	0	0	0	0	0	0	0	0	0	0	0	26
Tuesday	1/21/03	9:45 AM	0	17	1	0	0	0	0	0	0	0	0	0	0	1	19
Tuesday	1/21/03	10:00 AM	0	16	3	0	1	0	0	0	0	0	0	0	0	2	22
Tuesday	1/21/03	10:15 AM	0	16	1	0	0	0	0	0	0	0	0	0	0	0	17
Tuesday	1/21/03	10:30 AM	0	22	1	0	0	0	0	0	0	0	0	0	0	0	23
Tuesday	1/21/03	10:45 AM	1	11	1	0	1	0	0	0	0	0	0	0	0	1	15
Tuesday	1/21/03	11:00 AM	0	17	1	0	0	0	0	1	0	0	0	0	0	3	22
Tuesday	1/21/03	11:15 AM	0	24	1	0	0	0	0	0	0	0	0	0	0	0	25
Tuesday	1/21/03	11:30 AM	0	14	1	0	1	0	0	0	0	0	0	0	0	1	17
Tuesday	1/21/03	11:45 AM	0	25	2	0	0	1	0	0	0	0	0	0	0	10	38
Tuesday	1/21/03	12:00 PM	0	22	3	0	0	0	0	0	0	0	0	0	0	0	25
Tuesday	1/21/03	12:15 PM	0	15	0	0	0	1	0	0	0	0	0	0	0	3	19
Tuesday	1/21/03	12:30 PM	0	27	0	0	0	0	0	0	0	0	0	0	0	0	27
Tuesday	1/21/03	12:45 PM	0	22	4	0	0	0	0	0	0	0	0	0	0	0	26
Tuesday	1/21/03	1:00 PM	0	20	0	0	0	0	0	0	0	0	0	0	0	1	21
Tuesday	1/21/03	1:15 PM	0	17	2	0	2	0	0	0	0	0	0	0	0	2	23
Tuesday	1/21/03	1:30 PM	0	11	5	0	1	0	0	0	0	0	0	0	0	1	18
Tuesday	1/21/03	1:45 PM	0	20	0	0	0	0	0	0	0	0	0	0	0	1	21
Tuesday	1/21/03	2:00 PM	0	18	2	1	1	0	0	0	0	0	0	0	0	1	23
Tuesday	1/21/03	2:15 PM	0	29	1	0	0	1	0	0	0	0	0	0	0	1	32
Tuesday	1/21/03	2:30 PM	0	28	1	0	0	0	0	0	0	0	0	0	0	1	30
Tuesday	1/21/03	2:45 PM	0	32	2	0	0	0	0	0	0	0	0	0	0	0	34
Tuesday	1/21/03	3:00 PM	0	33	5	0	2	1	0	0	0	0	0	0	0	3	44
Tuesday	1/21/03	3:15 PM	0	44	4	0	2	0	0	0	0	0	0	0	0	1	51
Tuesday	1/21/03	3:30 PM	0	39	3	0	1	0	0	0	0	0	0	0	0	0	43
Tuesday	1/21/03	3:45 PM	0	33	6	0	1	0	0	0	0	0	0	0	0	1	41
Tuesday	1/21/03	4:00 PM	0	32	1	0	1	0	0	0	0	0	0	0	0	1	35
Tuesday	1/21/03	4:15 PM	0	36	2	0	0	0	0	0	0	0	0	0	0	1	39
Tuesday	1/21/03	4:30 PM	0	34	3	0	0	0	0	0	0	0	0	0	0	0	37
Tuesday	1/21/03	4:45 PM	0	38	0	0	0	0	0	0	0	0	0	0	0	2	40
Tuesday	1/21/03	5:00 PM	0	39	3	0	0	0	0	0	0	0	0	0	0	0	42
Tuesday	1/21/03	5:15 PM	0	31	4	0	1	0	0	1	0	0	0	0	0	3	40
Tuesday	1/21/03	5:30 PM	0	46	2	0	0	0	0	0	0	0	0	0	0	1	49
Tuesday	1/21/03	5:45 PM	0	41	1	0	0	0	0	0	0	0	0	0	0	4	46
Tuesday	1/21/03	6:00 PM	0	34	1	0	0	0	0	0	0	0	0	0	0	0	35
Tuesday	1/21/03	6:15 PM	0	48	1	0	0	0	0	0	0	0	0	0	0	2	51
Tuesday	1/21/03	6:30 PM	0	45	1	0	0	0	0	0	0	0	0	0	0	0	46
Tuesday	1/21/03	6:45 PM	0	28	1	0	0	0	0	0	0	0	0	0	0	0	29
Tuesday	1/21/03	7:00 PM	0	24	2	0	0	0	0	0	0	0	0	0	0	1	27
Tuesday	1/21/03	7:15 PM	0	22	0	0	0	0	0	0	0	0	0	0	0	2	24
Tuesday	1/21/03	7:30 PM	0	21	0	0	0	0	0	0	0	0	0	0	0	1	22
Tuesday	1/21/03	7:45 PM	0	28	1	0	0	0	0	0	0	0	0	0	0	0	29
Tuesday	1/21/03	8:00 PM	0	30	1	0	0	0	0	0	0	0	0	0	0	1	32
Tuesday	1/21/03	8:15 PM	0	11	0	0	0	0	0	0	0	0	0	0	0	1	12
Tuesday	1/21/03	8:30 PM	2	19	1	0	0	0	0	0	0	0	0	0	0	0	22
Tuesday	1/21/03	8:45 PM	0	19	1	0	0	0	0	0	0	0	0	0	0	1	21
Tuesday	1/21/03	9:00 PM	0	21	0	0	0	0	0	0	0	0	0	0	0	1	22
Tuesday	1/21/03	9:15 PM	0	8	0	0	0	0	0	0	0	0	0	0	0	0	8
Tuesday	1/21/03	9:30 PM	0	13	0	0	0	0	0	0	0	0	0	0	0	0	13
Tuesday	1/21/03	9:45 PM	0	14	0	0	0	0	0	0	0	0	0	0	0	0	14
Tuesday	1/21/03	10:00 PM	0	12	1	0	1	0	0	0	0	0	0	0	0	0	14
Tuesday	1/21/03	10:15 PM	0	5	0	0	0	0	0	0	0	0	0	0	0	0	5
Tuesday	1/21/03	10:30 PM	0	8	0	0	0	0	0	0	0	0	0	0	0	0	8
Tuesday	1/21/03	10:45 PM	0	3	0	0	0	0	0	0	0	0	0	0	0	1	4
Tuesday	1/21/03	11:00 PM	0	3	0	0	0	0	0	0	0	0	0	0	0	0	3
Tuesday	1/21/03	11:15 PM	0	5	0	0	0	0	0	0	0	0	0	0	0	0	5
Tuesday	1/21/03	11:30 PM	0	4	0	0	0	0	0	0	0	0	0	0	0	0	4
Tuesday	1/21/03	11:45 PM	0	3	0	0	0	0	0	0	0	0	0	0	0	0	3
		Total	6	1641	95	5	27	4	0	2	0	0	0	0	0	70	1850
Wednesday	1/22/03	12:00 AM	0	6	0	0	0	0	0	0	0	0	0	0	0	0	6
Wednesday	1/22/03	12:15 AM	0	5	0	0	0	0	0	0	0	0	0	0	0	0	5
Wednesday	1/22/03	12:30 AM	0	2	0	0	0	0	0	0	0	0	0	0	0	0	2
Wednesday	1/22/03	12:45 AM	0	0	0	0	0	0	0	0	0	0	0	0	0	0	0
Wednesday	1/22/03	1:00 AM	0	5	0	0	0	0	0	0	0	0	0	0	0	0	5
Wednesday	1/22/03	1:15 AM	0	3	0	0	0	0	0	0	0	0	0	0	0	0	3
Wednesday	1/22/03	1:30 AM	0	0	0	0	0	0	0	0	0	0	0	0	0	0	0
Wednesday	1/22/03	1:45 AM	0	0	0	0	0	0	0	0	0	0	0	0	0	0	0

Portway
City of Bayonne, Hudson County

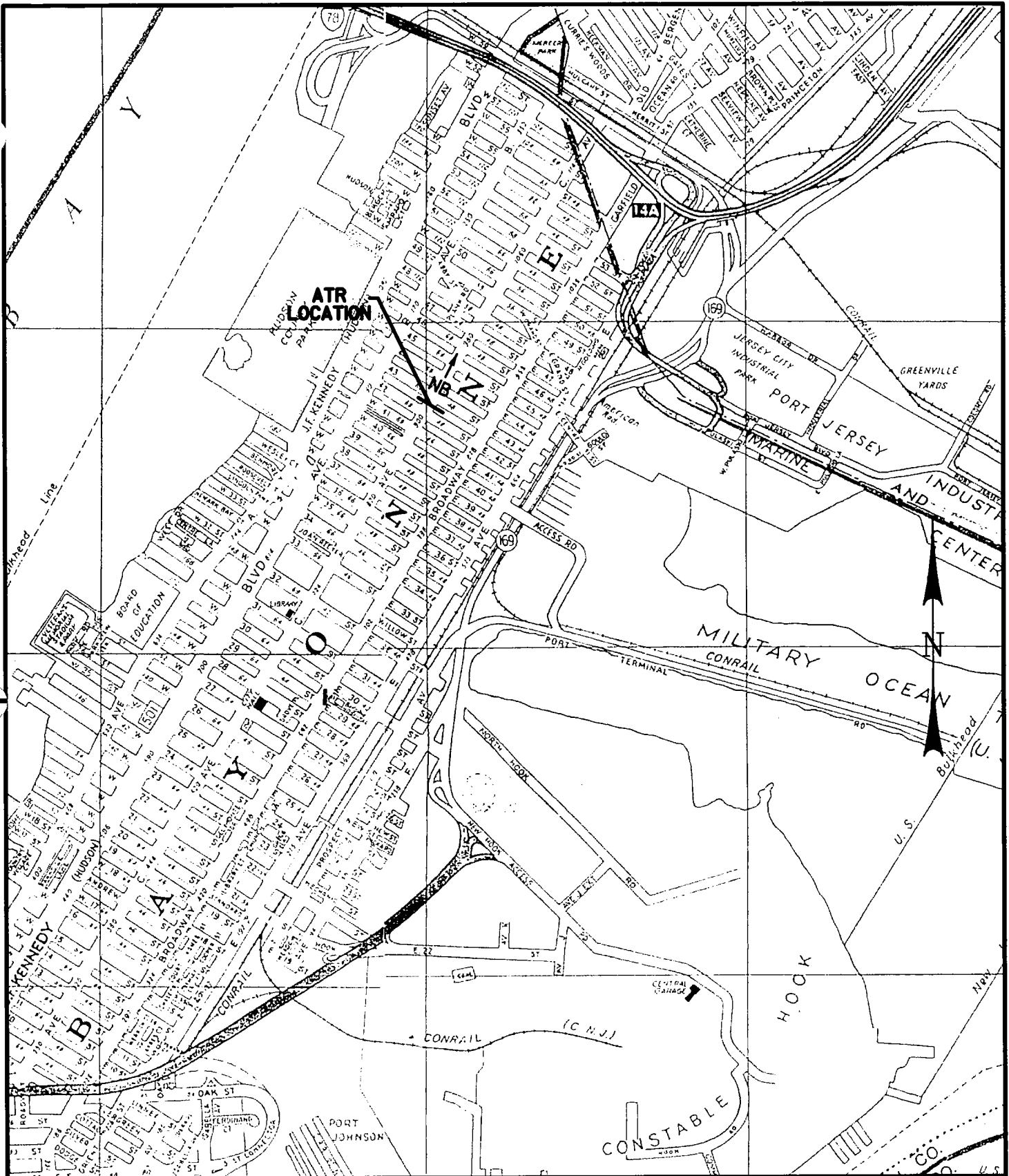
Start Date: 1/20/2003
Start Time: 4:30:00 PM
Site Code: 2-7
Station ID: 08888
Location : Avenue B
Avenue B (Southbound)

Day	Date	Time	Class 1	Class 2	Class 3	Class 4	Class 5	Class 6	Class 7	Class 8	Class 9	Class 10	Class 11	Class 12	Class 13	Class 14	Total
Wednesday	1/22/03	2:00 AM	0	0	0	0	0	0	0	0	0	0	0	0	0	0	0
Wednesday	1/22/03	2:15 AM	0	2	0	0	0	0	0	0	0	0	0	0	0	0	2
Wednesday	1/22/03	2:30 AM	0	1	1	0	0	0	0	0	0	0	0	0	0	0	2
Wednesday	1/22/03	2:45 AM	0	0	0	0	0	0	0	0	0	0	0	0	0	0	0
Wednesday	1/22/03	3:00 AM	0	0	0	0	0	0	0	0	0	0	0	0	0	1	1
Wednesday	1/22/03	3:15 AM	0	1	0	0	0	0	0	0	0	0	0	0	0	0	1
Wednesday	1/22/03	3:30 AM	0	1	0	0	0	0	0	0	0	0	0	0	0	0	1
Wednesday	1/22/03	3:45 AM	0	2	0	0	1	0	0	0	0	0	0	0	0	0	3
Wednesday	1/22/03	4:00 AM	0	0	0	0	0	0	0	0	0	0	0	0	0	0	0
Wednesday	1/22/03	4:15 AM	0	4	0	0	0	0	0	0	0	0	0	0	0	0	4
Wednesday	1/22/03	4:30 AM	0	4	0	0	0	0	0	0	0	0	0	0	0	1	5
Wednesday	1/22/03	4:45 AM	0	1	0	0	0	0	0	0	0	0	0	0	0	0	1
Wednesday	1/22/03	5:00 AM	0	5	0	0	0	0	0	0	0	0	0	0	0	0	5
Wednesday	1/22/03	5:15 AM	0	1	1	0	0	0	0	0	0	0	0	0	0	0	2
Wednesday	1/22/03	5:30 AM	0	2	0	0	0	0	0	0	0	0	0	0	0	0	2
Wednesday	1/22/03	5:45 AM	0	5	1	0	0	0	0	0	0	0	0	0	0	0	6
Wednesday	1/22/03	6:00 AM	0	1	0	0	0	0	0	0	0	0	0	0	0	0	1
Wednesday	1/22/03	6:15 AM	0	5	2	0	0	0	0	0	0	0	0	0	0	0	7
Wednesday	1/22/03	6:30 AM	0	5	1	0	0	0	0	0	0	0	0	0	0	1	7
Wednesday	1/22/03	6:45 AM	0	12	1	0	0	0	0	0	0	0	0	0	0	0	13
Wednesday	1/22/03	7:00 AM	1	6	0	0	0	0	0	0	0	0	0	0	0	2	9
Wednesday	1/22/03	7:15 AM	0	11	0	0	1	0	0	0	0	0	0	0	0	0	12
Wednesday	1/22/03	7:30 AM	0	18	2	0	0	1	0	0	0	0	0	0	0	1	22
Wednesday	1/22/03	7:45 AM	0	29	2	0	0	0	0	0	0	0	0	0	0	1	32
Wednesday	1/22/03	8:00 AM	0	46	1	0	0	0	0	0	0	0	0	0	0	3	50
Wednesday	1/22/03	8:15 AM	0	36	2	0	1	0	1	0	0	0	0	0	0	5	45
Wednesday	1/22/03	8:30 AM	0	19	1	1	2	0	0	0	0	0	0	0	0	0	23
Wednesday	1/22/03	8:45 AM	0	36	3	2	4	0	0	0	0	0	0	0	0	1	46
Wednesday	1/22/03	9:00 AM	0	24	0	0	1	0	0	0	0	0	0	0	0	0	25
Wednesday	1/22/03	9:15 AM	0	14	2	0	0	0	0	0	0	0	0	0	0	1	17
Wednesday	1/22/03	9:30 AM	0	16	2	0	0	0	0	0	0	0	0	0	0	0	18
Wednesday	1/22/03	9:45 AM	0	20	3	0	1	0	0	0	0	0	0	0	0	2	26
Wednesday	1/22/03	10:00 AM	0	17	0	0	0	0	0	0	0	0	0	0	0	1	18
Wednesday	1/22/03	10:15 AM	0	9	1	0	0	0	0	0	0	0	0	0	0	0	10
Wednesday	1/22/03	10:30 AM	0	14	0	0	0	0	0	0	0	0	0	0	0	0	14
Wednesday	1/22/03	10:45 AM	0	21	4	0	2	0	0	0	0	0	0	0	0	1	28
Wednesday	1/22/03	11:00 AM	0	21	1	0	1	0	0	0	0	0	0	0	0	1	24
Wednesday	1/22/03	11:15 AM	0	18	1	1	0	0	0	0	0	0	0	0	0	1	21
Wednesday	1/22/03	11:30 AM	0	16	0	0	2	0	0	0	0	0	0	0	0	3	21
Wednesday	1/22/03	11:45 AM	0	23	0	0	0	0	0	0	1	0	0	0	0	2	26
Wednesday	1/22/03	12:00 PM	0	18	1	0	0	1	0	0	0	0	0	0	0	0	20
Wednesday	1/22/03	12:15 PM	0	18	3	0	1	0	0	0	0	0	0	0	0	0	22
Wednesday	1/22/03	12:30 PM	1	12	6	0	0	0	0	0	0	0	0	0	0	0	19
Wednesday	1/22/03	12:45 PM	0	14	3	0	1	0	0	0	0	0	0	0	0	1	19
Wednesday	1/22/03	1:00 PM	0	26	0	0	1	0	0	0	0	0	0	0	0	1	28
Wednesday	1/22/03	1:15 PM	0	12	0	0	0	0	0	0	0	0	0	0	0	9	21
Wednesday	1/22/03	1:30 PM	0	21	5	0	1	0	0	0	0	0	0	0	0	1	28
Wednesday	1/22/03	1:45 PM	0	33	3	0	2	0	0	0	0	0	0	0	0	1	39
Wednesday	1/22/03	2:00 PM	0	22	2	0	0	0	0	0	0	0	0	0	0	1	25
Wednesday	1/22/03	2:15 PM	0	21	3	0	0	0	0	0	0	0	0	0	0	0	24
Wednesday	1/22/03	2:30 PM	0	27	4	0	0	0	0	0	0	0	0	0	0	0	31
Wednesday	1/22/03	2:45 PM	0	43	6	0	0	0	0	0	0	0	0	0	0	1	50
Wednesday	1/22/03	3:00 PM	0	24	1	0	3	1	0	0	0	0	0	0	0	2	31
Wednesday	1/22/03	3:15 PM	0	18	1	0	1	0	0	0	0	0	0	0	0	0	20
Wednesday	1/22/03	3:30 PM	0	37	0	0	1	0	0	0	0	0	0	0	0	0	38
Wednesday	1/22/03	3:45 PM	0	32	2	0	1	0	0	0	0	0	0	0	0	1	36
Wednesday	1/22/03	4:00 PM	0	31	2	0	0	0	0	0	0	0	0	0	0	1	34
Wednesday	1/22/03	4:15 PM	0	30	2	1	0	0	0	0	0	0	0	0	0	2	35
Wednesday	1/22/03	4:30 PM	0	23	1	0	0	0	0	0	0	0	0	0	0	1	25
Wednesday	1/22/03	4:45 PM	0	34	2	0	0	0	0	0	0	0	0	0	0	2	38
Wednesday	1/22/03	5:00 PM	0	30	2	0	0	0	0	0	0	0	0	0	0	0	32
Wednesday	1/22/03	5:15 PM	0	42	4	0	0	0	1	0	0	0	0	0	0	1	48
Wednesday	1/22/03	5:30 PM	0	30	2	0	0	0	1	0	0	0	0	0	0	0	33
Wednesday	1/22/03	5:45 PM	0	49	2	0	0	0	0	0	0	0	0	0	0	1	52
Wednesday	1/22/03	6:00 PM	0	38	1	0	0	0	0	0	0	0	0	0	0	0	39
Wednesday	1/22/03	6:15 PM	0	33	0	0	0	0	0	0	0	0	0	0	0	0	33
Wednesday	1/22/03	6:30 PM	0	37	0	0	0	0	0	0	0	0	0	0	0	0	37
Wednesday	1/22/03	6:45 PM	0	19	1	0	1	0	0	0	0	0	0	0	0	0	21

Portway
City of Bayonne, Hudson County

Start Date: 1/20/2003
Start Time: 4:30:00 PM
Site Code: 2-7
Station ID: 08888
Location : Avenue B
Avenue B (Southbound)

Day	Date	Time	Class 1	Class 2	Class 3	Class 4	Class 5	Class 6	Class 7	Class 8	Class 9	Class 10	Class 11	Class 12	Class 13	Class 14	Total
Wednesday	1/22/03	7:00 PM	0	26	0	0	0	0	0	0	0	0	0	0	0	0	26
Wednesday	1/22/03	7:15 PM	0	13	0	0	0	0	0	0	0	0	0	0	0	8	21
Wednesday	1/22/03	7:30 PM	0	0	0	0	0	0	0	0	0	0	0	0	0	16	16
Wednesday	1/22/03	7:45 PM	0	0	0	0	0	0	0	0	0	0	0	0	0	23	23
Wednesday	1/22/03	8:00 PM	0	0	0	0	0	0	0	0	0	0	0	0	0	25	25
Wednesday	1/22/03	8:15 PM	0	0	0	0	0	0	0	0	0	0	0	0	0	18	18
Wednesday	1/22/03	8:30 PM	0	0	0	0	0	0	0	0	0	0	0	0	0	28	28
Wednesday	1/22/03	8:45 PM	0	0	0	0	0	0	0	0	0	0	0	0	0	19	19
Wednesday	1/22/03	9:00 PM	0	0	0	0	0	0	0	0	0	0	0	0	0	22	22
Wednesday	1/22/03	9:15 PM	0	0	0	0	0	0	0	0	0	0	0	0	0	12	12
Wednesday	1/22/03	9:30 PM	0	0	0	0	0	0	0	0	0	0	0	0	0	16	16
Wednesday	1/22/03	9:45 PM	0	0	0	0	0	0	0	0	0	0	0	0	0	13	13
Wednesday	1/22/03	10:00 PM	0	0	0	0	0	0	0	0	0	0	0	0	0	13	13
Wednesday	1/22/03	10:15 PM	0	0	0	0	0	0	0	0	0	0	0	0	0	12	12
Wednesday	1/22/03	10:30 PM	0	0	0	0	0	0	0	0	0	0	0	0	0	7	7
Wednesday	1/22/03	10:45 PM	0	0	0	0	0	0	0	0	0	0	0	0	0	12	12
Wednesday	1/22/03	11:00 PM	0	0	0	0	0	0	0	0	0	0	0	0	0	8	8
Wednesday	1/22/03	11:15 PM	0	0	0	0	0	0	0	0	0	0	0	0	0	3	3
Wednesday	1/22/03	11:30 PM	0	0	0	0	0	0	0	0	0	0	0	0	0	7	7
Wednesday	1/22/03	11:45 PM	0	0	0	0	0	0	0	0	0	0	0	0	0	5	5
		Total	2	1300	91	5	29	3	2	1	1	0	0	0	0	321	1755
Thursday	1/23/03	12:00 AM	0	0	0	0	0	0	0	0	0	0	0	0	0	2	2
Thursday	1/23/03	12:15 AM	0	0	0	0	0	0	0	0	0	0	0	0	0	5	5
Thursday	1/23/03	12:30 AM	0	0	0	0	0	0	0	0	0	0	0	0	0	2	2
Thursday	1/23/03	12:45 AM	0	0	0	0	0	0	0	0	0	0	0	0	0	1	1
Thursday	1/23/03	1:00 AM	0	0	0	0	0	0	0	0	0	0	0	0	0	2	2
Thursday	1/23/03	1:15 AM	0	0	0	0	0	0	0	0	0	0	0	0	0	0	0
Thursday	1/23/03	1:30 AM	0	0	0	0	0	0	0	0	0	0	0	0	0	1	1
Thursday	1/23/03	1:45 AM	0	0	0	0	0	0	0	0	0	0	0	0	0	3	3
Thursday	1/23/03	2:00 AM	0	0	0	0	0	0	0	0	0	0	0	0	0	1	1
Thursday	1/23/03	2:15 AM	0	0	0	0	0	0	0	0	0	0	0	0	0	1	1
Thursday	1/23/03	2:30 AM	0	0	0	0	0	0	0	0	0	0	0	0	0	1	1
Thursday	1/23/03	2:45 AM	0	0	0	0	0	0	0	0	0	0	0	0	0	1	1
Thursday	1/23/03	3:00 AM	0	0	0	0	0	0	0	0	0	0	0	0	0	0	0
Thursday	1/23/03	3:15 AM	0	0	0	0	0	0	0	0	0	0	0	0	0	1	1
Thursday	1/23/03	3:30 AM	0	0	0	0	0	0	0	0	0	0	0	0	0	4	4
Thursday	1/23/03	3:45 AM	0	0	0	0	0	0	0	0	0	0	0	0	0	1	1
Thursday	1/23/03	4:00 AM	0	0	0	0	0	0	0	0	0	0	0	0	0	0	0
Thursday	1/23/03	4:15 AM	0	0	0	0	0	0	0	0	0	0	0	0	0	2	2
Thursday	1/23/03	4:30 AM	0	0	0	0	0	0	0	0	0	0	0	0	0	0	0
Thursday	1/23/03	4:45 AM	0	0	0	0	0	0	0	0	0	0	0	0	0	0	0
Thursday	1/23/03	5:00 AM	0	0	0	0	0	0	0	0	0	0	0	0	0	3	3
Thursday	1/23/03	5:15 AM	0	0	0	0	0	0	0	0	0	0	0	0	0	3	3
Thursday	1/23/03	5:30 AM	0	0	0	0	0	0	0	0	0	0	0	0	0	4	4
Thursday	1/23/03	5:45 AM	0	0	0	0	0	0	0	0	0	0	0	0	0	6	6
Thursday	1/23/03	6:00 AM	0	0	0	0	0	0	0	0	0	0	0	0	0	3	3
Thursday	1/23/03	6:15 AM	0	0	0	0	0	0	0	0	0	0	0	0	0	6	6
Thursday	1/23/03	6:30 AM	0	0	0	0	0	0	0	0	0	0	0	0	0	8	8
Thursday	1/23/03	6:45 AM	0	0	0	0	0	0	0	0	0	0	0	0	0	9	9
Thursday	1/23/03	7:00 AM	0	0	0	0	0	0	0	0	0	0	0	0	0	10	10
Thursday	1/23/03	7:15 AM	0	0	0	0	0	0	0	0	0	0	0	0	0	10	10
Thursday	1/23/03	7:30 AM	0	0	0	0	0	0	0	0	0	0	0	0	0	22	22
Thursday	1/23/03	7:45 AM	0	19	3	0	0	0	0	0	0	0	0	0	0	1	23
Thursday	1/23/03	8:00 AM	0	35	1	0	1	0	0	0	0	0	0	0	0	0	37
Thursday	1/23/03	8:15 AM	0	41	4	0	1	0	1	0	0	0	0	0	0	0	47
Thursday	1/23/03	8:30 AM	0	19	1	1	2	0	0	0	0	0	0	0	0	1	24
Thursday	1/23/03	8:45 AM	0	28	2	4	4	0	0	0	0	0	0	0	0	2	40
Thursday	1/23/03	9:00 AM	0	17	4	0	2	0	0	0	0	0	0	0	0	0	23
Thursday	1/23/03	9:15 AM	0	16	3	0	0	0	0	0	0	0	0	0	0	0	19
		Total	0	175	18	5	10	0	0	1	0	0	0	0	0	116	325



Malick & Scherer, P.C. ——— *M&S* ———
 Consulting Engineers
 Construction Inspectors

One Salem Square, 295 Route 22 East, Whitehouse Station, New Jersey 08889
 Phone (908) 534-4995 Fax (908) 534-0507

ATR LOCATION MAP

C AVENUE NORTH OF W 42 STREET

**PORTWAY EXTENSION
 CONCEPT DEVELOPMENT
 AND
 CSM STUDY**

NOT TO SCALE

DATE: 4/2/03

Portway
City of Bayonne, Hudson County

Start Date: 1/20/2003
Start Time: 2:45:00 PM
Site Code: 3-5
Station ID: 09412
Location : Avenue C
Avenue C-NB Lt-Lane

Day	Date	Time	Class 1	Class 2	Class 3	Class 4	Class 5	Class 6	Class 7	Class 8	Class 9	Class 10	Class 11	Class 12	Class 13	Class 14	Total
Monday	1/20/03	2:45 PM	1	36	3	0	0	1	0	0	0	0	0	0	0	10	51
Monday	1/20/03	3:00 PM	2	36	5	0	1	0	0	1	0	0	0	0	0	9	54
Monday	1/20/03	3:15 PM	2	31	1	0	0	0	0	0	0	0	0	0	2	14	50
Monday	1/20/03	3:30 PM	1	51	0	0	1	0	0	1	0	0	0	0	0	11	65
Monday	1/20/03	3:45 PM	2	43	2	0	0	0	0	0	0	0	0	0	0	13	60
Monday	1/20/03	4:00 PM	1	49	3	1	0	1	0	1	1	0	0	0	0	14	71
Monday	1/20/03	4:15 PM	4	43	3	0	0	0	0	0	0	0	0	0	0	17	67
Monday	1/20/03	4:30 PM	5	44	3	0	1	0	0	0	0	0	0	0	0	12	65
Monday	1/20/03	4:45 PM	5	46	0	0	0	1	0	0	0	0	0	0	0	12	64
Monday	1/20/03	5:00 PM	6	39	3	0	2	0	0	0	0	0	0	0	0	13	63
Monday	1/20/03	5:15 PM	5	35	2	0	1	0	0	0	0	0	0	0	0	20	63
Monday	1/20/03	5:30 PM	6	37	2	0	0	0	0	0	0	0	0	0	0	8	53
Monday	1/20/03	5:45 PM	6	38	2	2	0	1	0	0	0	0	0	0	0	16	65
Monday	1/20/03	6:00 PM	7	39	4	0	0	1	0	0	0	0	0	0	1	11	63
Monday	1/20/03	6:15 PM	8	40	2	0	1	0	0	0	1	0	0	0	0	20	72
Monday	1/20/03	6:30 PM	6	25	2	0	0	0	0	0	1	0	0	0	0	12	46
Monday	1/20/03	6:45 PM	5	41	0	0	0	0	0	0	0	0	0	0	1	14	61
Monday	1/20/03	7:00 PM	6	27	4	0	0	1	0	0	0	0	0	0	1	15	54
Monday	1/20/03	7:15 PM	3	33	0	0	1	0	0	0	0	0	0	0	0	11	48
Monday	1/20/03	7:30 PM	5	28	0	0	0	0	0	0	0	0	0	0	0	9	42
Monday	1/20/03	7:45 PM	2	34	0	0	0	0	0	0	0	0	0	0	0	13	49
Monday	1/20/03	8:00 PM	2	24	3	0	0	0	0	0	0	0	0	0	0	10	39
Monday	1/20/03	8:15 PM	6	17	1	0	0	1	0	0	0	0	0	0	0	6	31
Monday	1/20/03	8:30 PM	0	11	0	0	0	0	0	0	0	0	0	0	0	6	17
Monday	1/20/03	8:45 PM	1	11	0	0	0	0	0	0	0	0	0	0	0	13	25
Monday	1/20/03	9:00 PM	3	14	0	0	0	0	0	0	0	0	0	0	0	13	30
Monday	1/20/03	9:15 PM	3	15	1	0	0	0	0	0	0	0	0	0	0	11	30
Monday	1/20/03	9:30 PM	2	3	0	0	0	0	0	0	0	0	0	0	0	25	30
Monday	1/20/03	9:45 PM	0	2	0	0	0	0	0	0	0	0	0	0	0	12	14
Monday	1/20/03	10:00 PM	2	1	0	0	0	0	0	0	0	0	0	0	0	19	22
Monday	1/20/03	10:15 PM	0	1	0	0	0	0	0	0	0	0	0	0	0	11	12
Monday	1/20/03	10:30 PM	3	2	0	0	0	0	0	0	0	0	0	0	0	14	19
Monday	1/20/03	10:45 PM	0	0	0	0	0	0	0	0	0	0	0	0	0	18	18
Monday	1/20/03	11:00 PM	1	1	0	0	0	0	0	0	0	0	0	0	0	11	13
Monday	1/20/03	11:15 PM	0	0	0	0	0	0	0	0	0	0	0	0	0	17	17
Monday	1/20/03	11:30 PM	0	0	0	0	0	0	0	0	0	0	0	0	0	8	8
Monday	1/20/03	11:45 PM	0	0	0	0	0	0	0	0	0	0	0	0	0	6	6
		Total	111	897	46	3	8	7	0	3	3	0	0	0	5	474	1557
Tuesday	1/21/03	12:00 AM	0	0	0	0	0	0	0	0	0	0	0	0	0	8	8
Tuesday	1/21/03	12:15 AM	0	0	0	0	0	0	0	0	0	0	0	0	0	5	5
Tuesday	1/21/03	12:30 AM	0	0	0	0	0	0	0	0	0	0	0	0	0	2	2
Tuesday	1/21/03	12:45 AM	0	0	0	0	0	0	0	0	0	0	0	0	0	6	6
Tuesday	1/21/03	1:00 AM	1	0	0	0	0	0	0	0	0	0	0	0	0	6	7
Tuesday	1/21/03	1:15 AM	0	0	0	0	0	0	0	0	0	0	0	0	0	3	3
Tuesday	1/21/03	1:30 AM	0	0	0	0	0	0	0	0	0	0	0	0	0	2	2
Tuesday	1/21/03	1:45 AM	0	0	0	0	0	0	0	0	0	0	0	0	0	4	4
Tuesday	1/21/03	2:00 AM	0	0	0	0	0	0	0	0	0	0	0	0	0	7	7
Tuesday	1/21/03	2:15 AM	0	0	0	0	0	0	0	0	0	0	0	0	0	4	4
Tuesday	1/21/03	2:30 AM	0	0	0	0	0	0	0	0	0	0	0	0	0	6	6
Tuesday	1/21/03	2:45 AM	0	0	0	0	0	0	0	0	0	0	0	0	0	3	3
Tuesday	1/21/03	3:00 AM	0	0	0	0	0	0	0	0	0	0	0	0	0	2	2
Tuesday	1/21/03	3:15 AM	0	0	0	0	0	0	0	0	0	0	0	0	0	4	4
Tuesday	1/21/03	3:30 AM	0	0	0	0	0	0	0	0	0	0	0	0	0	7	7
Tuesday	1/21/03	3:45 AM	0	0	0	0	0	0	0	0	0	0	0	0	0	5	5
Tuesday	1/21/03	4:00 AM	0	0	0	0	0	0	0	0	0	0	0	0	0	5	5
Tuesday	1/21/03	4:15 AM	0	0	0	0	0	0	0	0	0	0	0	0	0	5	5
Tuesday	1/21/03	4:30 AM	0	0	0	0	0	0	0	0	0	0	0	0	0	9	9
Tuesday	1/21/03	4:45 AM	0	0	0	0	0	0	0	0	0	0	0	0	0	8	8
Tuesday	1/21/03	5:00 AM	0	0	0	0	0	0	0	0	0	0	0	0	0	9	9
Tuesday	1/21/03	5:15 AM	0	0	0	0	0	0	0	0	0	0	0	0	0	19	19
Tuesday	1/21/03	5:30 AM	0	0	0	0	0	0	0	0	0	0	0	0	0	37	37
Tuesday	1/21/03	5:45 AM	0	0	0	0	0	0	0	0	0	0	0	0	0	34	34
Tuesday	1/21/03	6:00 AM	0	0	0	0	0	0	0	0	0	0	0	0	0	43	43
Tuesday	1/21/03	6:15 AM	0	0	0	0	0	0	0	0	0	0	0	0	0	48	48
Tuesday	1/21/03	6:30 AM	7	25	2	0	1	0	0	0	0	0	0	0	0	24	59
Tuesday	1/21/03	6:45 AM	9	28	1	0	0	1	0	0	0	0	0	0	0	24	63
Tuesday	1/21/03	7:00 AM	7	50	1	0	1	1	0	0	1	0	0	0	0	25	86
Tuesday	1/21/03	7:15 AM	4	61	4	0	1	1	0	0	0	0	0	0	1	29	101

Portway
City of Bayonne, Hudson County

Start Date: 1/20/2003
Start Time: 2:45:00 PM
Site Code: 3-5
Station ID: 09412
Location : Avenue C
Avenue C-NB Lt-Lane

Day	Date	Time	Class 1	Class 2	Class 3	Class 4	Class 5	Class 6	Class 7	Class 8	Class 9	Class 10	Class 11	Class 12	Class 13	Class 14	Total
Tuesday	1/21/03	7:30 AM	6	71	0	1	0	0	0	0	0	0	0	1	1	27	107
Tuesday	1/21/03	7:45 AM	3	62	5	1	1	0	0	0	0	0	0	0	1	35	108
Tuesday	1/21/03	8:00 AM	12	52	2	1	2	3	0	0	0	1	0	0	2	38	113
Tuesday	1/21/03	8:15 AM	6	65	4	1	2	1	0	0	1	0	0	0	0	34	114
Tuesday	1/21/03	8:30 AM	8	58	1	1	1	2	0	0	0	0	0	0	1	30	102
Tuesday	1/21/03	8:45 AM	6	43	3	0	2	0	0	1	0	0	0	0	1	31	87
Tuesday	1/21/03	9:00 AM	9	30	3	1	1	1	0	0	0	0	0	0	0	32	77
Tuesday	1/21/03	9:15 AM	4	31	2	0	0	0	0	0	0	0	0	0	0	18	55
Tuesday	1/21/03	9:30 AM	6	30	4	1	1	1	0	1	0	0	0	0	0	18	62
Tuesday	1/21/03	9:45 AM	0	33	5	0	0	0	0	0	0	0	0	0	0	22	60
Tuesday	1/21/03	10:00 AM	3	38	1	0	1	0	0	0	1	0	0	0	0	14	58
Tuesday	1/21/03	10:15 AM	3	44	4	0	1	0	0	0	0	0	0	0	0	4	56
Tuesday	1/21/03	10:30 AM	2	44	1	0	1	0	0	0	0	0	0	0	0	13	62
Tuesday	1/21/03	10:45 AM	2	42	2	0	1	1	0	0	1	0	0	0	0	8	57
Tuesday	1/21/03	11:00 AM	1	43	7	1	0	0	0	0	0	0	0	0	0	10	62
Tuesday	1/21/03	11:15 AM	2	39	4	0	0	0	0	0	0	0	0	0	0	4	49
Tuesday	1/21/03	11:30 AM	1	48	5	0	1	0	0	0	0	0	0	0	0	1	56
Tuesday	1/21/03	11:45 AM	0	51	4	0	0	0	0	0	0	0	0	0	0	11	66
Tuesday	1/21/03	12:00 PM	3	51	1	0	0	2	0	0	0	0	0	0	0	7	64
Tuesday	1/21/03	12:15 PM	1	38	7	0	0	0	0	0	0	0	0	0	0	5	51
Tuesday	1/21/03	12:30 PM	0	52	4	0	1	0	0	1	0	0	0	0	0	6	64
Tuesday	1/21/03	12:45 PM	0	43	6	0	1	0	0	0	0	0	0	0	0	8	58
Tuesday	1/21/03	1:00 PM	0	37	6	0	0	1	0	0	0	0	0	0	0	5	49
Tuesday	1/21/03	1:15 PM	0	40	4	0	0	0	0	0	0	0	0	0	0	6	50
Tuesday	1/21/03	1:30 PM	2	40	1	0	2	0	0	1	0	0	0	0	0	10	56
Tuesday	1/21/03	1:45 PM	0	49	6	0	3	0	0	0	0	0	0	0	0	4	62
Tuesday	1/21/03	2:00 PM	1	44	1	0	3	0	0	1	0	0	0	0	0	7	57
Tuesday	1/21/03	2:15 PM	2	37	8	2	0	0	0	1	0	0	0	0	0	2	52
Tuesday	1/21/03	2:30 PM	2	50	2	2	0	1	0	0	0	0	0	0	0	10	67
Tuesday	1/21/03	2:45 PM	0	47	4	0	0	2	0	0	0	0	0	0	0	10	63
Tuesday	1/21/03	3:00 PM	0	51	2	0	0	1	0	0	0	0	0	0	0	6	60
Tuesday	1/21/03	3:15 PM	0	65	4	0	1	0	0	0	0	0	0	0	0	12	82
Tuesday	1/21/03	3:30 PM	2	54	2	0	0	1	0	0	0	0	0	0	0	14	73
Tuesday	1/21/03	3:45 PM	3	40	1	0	0	0	0	0	0	0	0	0	0	5	49
Tuesday	1/21/03	4:00 PM	1	53	5	0	0	0	0	0	1	0	0	0	0	11	71
Tuesday	1/21/03	4:15 PM	2	43	5	0	0	0	0	0	0	0	0	0	0	17	67
Tuesday	1/21/03	4:30 PM	4	48	1	0	1	0	0	0	0	0	1	0	1	14	70
Tuesday	1/21/03	4:45 PM	2	52	0	0	0	0	0	0	0	0	0	0	0	18	72
Tuesday	1/21/03	5:00 PM	5	42	0	1	0	1	0	0	0	0	0	0	0	21	70
Tuesday	1/21/03	5:15 PM	2	32	1	0	1	0	0	0	0	0	0	0	0	15	51
Tuesday	1/21/03	5:30 PM	2	44	0	0	0	0	0	0	1	0	0	0	0	13	60
Tuesday	1/21/03	5:45 PM	4	41	2	0	0	0	0	0	0	0	0	0	0	15	62
Tuesday	1/21/03	6:00 PM	3	40	2	0	0	0	0	0	0	0	0	0	1	22	68
Tuesday	1/21/03	6:15 PM	2	35	0	0	1	0	0	0	0	0	0	0	0	14	52
Tuesday	1/21/03	6:30 PM	4	43	2	0	0	1	0	0	0	1	0	0	0	6	57
Tuesday	1/21/03	6:45 PM	3	38	2	0	0	0	0	0	0	0	0	0	0	16	59
Tuesday	1/21/03	7:00 PM	6	29	2	1	2	0	0	0	0	0	0	0	0	15	55
Tuesday	1/21/03	7:15 PM	2	42	1	0	0	0	0	0	0	0	0	0	1	15	61
Tuesday	1/21/03	7:30 PM	2	30	2	0	0	1	0	0	0	0	0	0	1	4	40
Tuesday	1/21/03	7:45 PM	4	24	2	0	0	0	0	0	0	0	0	0	0	10	40
Tuesday	1/21/03	8:00 PM	1	25	1	0	0	0	0	0	0	0	0	0	0	11	38
Tuesday	1/21/03	8:15 PM	5	23	0	0	0	0	0	0	0	0	0	0	0	10	38
Tuesday	1/21/03	8:30 PM	4	21	1	1	0	0	0	0	0	0	0	0	0	11	38
Tuesday	1/21/03	8:45 PM	2	20	1	0	0	0	0	0	0	0	0	0	0	3	26
Tuesday	1/21/03	9:00 PM	3	11	1	0	0	0	0	0	0	0	0	0	0	4	19
Tuesday	1/21/03	9:15 PM	2	20	1	0	0	0	0	0	0	0	0	0	0	11	34
Tuesday	1/21/03	9:30 PM	4	18	0	0	0	0	0	0	0	0	0	0	0	7	29
Tuesday	1/21/03	9:45 PM	2	9	0	0	0	0	0	0	0	0	0	0	0	11	22
Tuesday	1/21/03	10:00 PM	2	17	2	0	0	0	0	0	0	0	0	0	0	13	34
Tuesday	1/21/03	10:15 PM	1	16	0	0	0	0	0	0	0	0	0	0	0	7	24
Tuesday	1/21/03	10:30 PM	1	17	0	1	0	0	0	0	0	0	0	0	0	10	29
Tuesday	1/21/03	10:45 PM	0	10	0	0	0	0	0	0	0	0	0	0	0	6	16
Tuesday	1/21/03	11:00 PM	0	6	0	0	0	0	0	0	0	0	0	0	0	11	17
Tuesday	1/21/03	11:15 PM	1	6	0	0	0	0	0	0	0	0	0	0	0	8	15
Tuesday	1/21/03	11:30 PM	2	8	0	0	0	0	0	0	0	0	0	0	0	2	12
Tuesday	1/21/03	11:45 PM	0	3	0	0	0	0	0	0	0	0	0	0	0	2	5
		Total	196	2592	158	16	34	24	0	6	6	2	1	1	11	1213	4260
Wednesday	1/22/03	12:00 AM	0	3	0	1	0	0	0	0	0	0	0	0	0	0	4

Portway
City of Bayonne, Hudson County

Start Date: 1/20/2003
Start Time: 2:45:00 PM
Site Code: 3-5
Station ID: 09412
Location : Avenue C
Avenue C-NB Lt-Lane

Day	Date	Time	Class 1	Class 2	Class 3	Class 4	Class 5	Class 6	Class 7	Class 8	Class 9	Class 10	Class 11	Class 12	Class 13	Class 14	Total
Wednesday	1/22/03	12:15 AM	0	5	0	0	0	0	0	0	0	0	0	0	0	0	5
Wednesday	1/22/03	12:30 AM	1	2	0	0	0	0	0	0	0	0	0	0	0	0	3
Wednesday	1/22/03	12:45 AM	0	2	0	0	0	0	0	0	0	0	0	0	0	1	3
Wednesday	1/22/03	1:00 AM	0	0	0	0	0	0	0	0	0	0	0	0	0	0	0
Wednesday	1/22/03	1:15 AM	0	4	0	0	0	0	0	0	0	0	0	0	0	0	4
Wednesday	1/22/03	1:30 AM	0	3	0	0	1	0	0	0	0	0	0	0	0	0	4
Wednesday	1/22/03	1:45 AM	2	2	0	0	0	0	0	0	0	0	0	0	0	1	5
Wednesday	1/22/03	2:00 AM	0	3	0	0	0	0	0	0	0	0	0	0	0	1	4
Wednesday	1/22/03	2:15 AM	2	5	0	0	0	0	0	0	0	0	0	0	0	1	8
Wednesday	1/22/03	2:30 AM	1	0	0	0	0	0	0	0	0	0	0	0	0	2	3
Wednesday	1/22/03	2:45 AM	0	2	0	0	0	0	0	0	0	0	0	0	0	2	4
Wednesday	1/22/03	3:00 AM	0	1	0	0	0	0	0	0	0	0	0	0	0	1	2
Wednesday	1/22/03	3:15 AM	0	3	0	0	0	0	0	0	0	0	0	0	0	0	3
Wednesday	1/22/03	3:30 AM	0	2	0	0	0	0	0	0	0	0	0	0	0	0	2
Wednesday	1/22/03	3:45 AM	0	2	1	0	0	0	0	0	0	0	0	0	0	5	8
Wednesday	1/22/03	4:00 AM	2	2	0	0	0	0	0	0	0	0	0	0	0	2	6
Wednesday	1/22/03	4:15 AM	0	5	0	0	0	0	0	0	0	0	0	0	0	1	6
Wednesday	1/22/03	4:30 AM	1	5	1	0	0	0	0	0	0	0	0	0	0	0	7
Wednesday	1/22/03	4:45 AM	0	2	0	0	0	0	0	0	0	0	0	0	0	1	3
Wednesday	1/22/03	5:00 AM	2	7	0	0	0	0	0	0	0	0	0	0	0	2	11
Wednesday	1/22/03	5:15 AM	0	13	1	0	0	0	0	0	0	0	0	0	0	4	18
Wednesday	1/22/03	5:30 AM	5	18	0	0	0	1	0	0	0	0	0	0	0	22	46
Wednesday	1/22/03	5:45 AM	6	14	2	0	0	0	0	0	0	0	0	0	0	15	37
Wednesday	1/22/03	6:00 AM	2	20	2	0	1	0	0	0	0	1	0	0	0	7	33
Wednesday	1/22/03	6:15 AM	7	28	0	0	0	0	0	0	0	0	0	0	0	20	55
Wednesday	1/22/03	6:30 AM	1	29	5	0	0	0	0	0	0	0	0	0	0	31	66
Wednesday	1/22/03	6:45 AM	8	32	2	0	0	1	0	1	0	0	0	0	0	29	73
Wednesday	1/22/03	7:00 AM	3	35	1	1	0	0	0	0	1	0	0	0	0	44	85
Wednesday	1/22/03	7:15 AM	11	55	3	1	1	0	0	1	1	1	0	0	0	41	115
Wednesday	1/22/03	7:30 AM	7	58	0	0	0	1	0	0	0	0	0	0	3	48	117
Wednesday	1/22/03	7:45 AM	7	48	2	1	1	0	0	0	1	0	0	0	1	37	98
Wednesday	1/22/03	8:00 AM	6	57	3	1	1	2	0	1	0	0	0	0	1	42	114
Wednesday	1/22/03	8:15 AM	6	41	3	0	1	2	0	0	0	0	0	0	1	34	88
Wednesday	1/22/03	8:30 AM	4	47	5	1	2	1	0	0	1	0	0	0	1	38	100
Wednesday	1/22/03	8:45 AM	7	30	3	0	2	1	0	1	0	1	0	0	2	44	91
Wednesday	1/22/03	9:00 AM	2	41	6	0	2	1	0	1	0	0	0	0	0	27	80
Wednesday	1/22/03	9:15 AM	4	31	4	0	1	0	0	1	0	0	0	0	0	31	72
Wednesday	1/22/03	9:30 AM	2	37	3	2	2	0	0	0	0	0	0	0	0	28	74
Wednesday	1/22/03	9:45 AM	3	34	2	0	0	1	0	0	1	0	0	0	0	19	60
Wednesday	1/22/03	10:00 AM	3	30	1	0	0	1	0	0	0	0	0	0	0	15	50
Wednesday	1/22/03	10:15 AM	2	35	2	0	0	0	1	0	0	0	0	0	0	13	53
Wednesday	1/22/03	10:30 AM	2	28	2	0	1	0	0	1	1	0	0	0	0	8	43
Wednesday	1/22/03	10:45 AM	0	19	3	0	0	0	0	0	0	0	0	0	0	13	35
Wednesday	1/22/03	11:00 AM	0	41	2	1	2	0	0	0	0	0	0	0	0	14	60
Wednesday	1/22/03	11:15 AM	1	28	3	0	0	0	0	0	0	0	0	0	0	15	47
Wednesday	1/22/03	11:30 AM	1	40	1	0	1	0	0	0	0	0	0	0	1	11	55
Wednesday	1/22/03	11:45 AM	0	42	3	0	0	0	0	0	0	0	0	0	0	11	56
Wednesday	1/22/03	12:00 PM	2	37	2	0	0	0	0	0	1	0	0	0	0	17	59
Wednesday	1/22/03	12:15 PM	2	77	12	1	0	0	0	0	0	0	0	0	0	13	105
Wednesday	1/22/03	12:30 PM	2	40	3	0	0	1	0	0	0	0	0	0	0	9	55
Wednesday	1/22/03	12:45 PM	2	40	2	0	0	0	0	0	1	0	0	0	0	8	53
Wednesday	1/22/03	1:00 PM	2	41	0	0	0	0	0	0	0	0	0	0	0	9	52
Wednesday	1/22/03	1:15 PM	1	33	4	0	0	0	0	0	0	0	0	0	0	6	44
Wednesday	1/22/03	1:30 PM	2	35	4	0	0	1	0	0	0	0	0	0	0	11	53
Wednesday	1/22/03	1:45 PM	0	38	3	0	0	0	0	1	0	0	1	0	0	8	51
Wednesday	1/22/03	2:00 PM	2	39	2	0	0	0	0	0	0	0	0	0	0	9	52
Wednesday	1/22/03	2:15 PM	2	40	4	0	0	0	0	0	0	0	0	0	0	11	57
Wednesday	1/22/03	2:30 PM	1	48	1	1	0	0	0	0	0	0	0	1	0	16	68
Wednesday	1/22/03	2:45 PM	0	52	2	0	0	0	0	0	0	0	0	0	1	6	61
Wednesday	1/22/03	3:00 PM	3	41	2	1	2	0	0	0	1	0	0	0	0	11	61
Wednesday	1/22/03	3:15 PM	1	39	5	0	1	0	0	0	0	0	0	0	0	13	59
Wednesday	1/22/03	3:30 PM	1	51	1	0	0	0	0	1	0	0	0	0	0	19	73
Wednesday	1/22/03	3:45 PM	1	39	3	0	1	0	0	1	2	0	0	0	0	8	55
Wednesday	1/22/03	4:00 PM	1	41	5	0	0	2	0	0	0	0	0	0	0	14	63
Wednesday	1/22/03	4:15 PM	3	47	2	0	0	0	0	0	0	0	0	0	0	19	71
Wednesday	1/22/03	4:30 PM	2	37	1	0	0	0	0	0	0	0	0	0	0	23	63
Wednesday	1/22/03	4:45 PM	4	28	2	0	0	0	0	0	0	0	0	0	0	30	64
Wednesday	1/22/03	5:00 PM	1	37	1	0	0	0	0	0	1	0	0	0	0	26	66

Portway
City of Bayonne, Hudson County

Start Date: 1/20/2003
Start Time: 2:45:00 PM
Site Code: 3-5
Station ID: 09412
Location : Avenue C
Avenue C-NB Lt-Lane

Day	Date	Time	Class 1	Class 2	Class 3	Class 4	Class 5	Class 6	Class 7	Class 8	Class 9	Class 10	Class 11	Class 12	Class 13	Class 14	Total
Wednesday	1/22/03	5:15 PM	2	34	0	2	0	0	0	0	0	0	0	0	0	19	57
Wednesday	1/22/03	5:30 PM	5	30	2	1	1	1	0	0	0	0	0	0	0	26	66
Wednesday	1/22/03	5:45 PM	7	42	2	0	0	1	0	0	0	0	0	0	1	19	72
Wednesday	1/22/03	6:00 PM	2	35	1	0	1	0	0	0	0	0	0	0	0	35	74
Wednesday	1/22/03	6:15 PM	4	53	3	0	0	1	0	0	0	0	0	0	0	17	78
Wednesday	1/22/03	6:30 PM	3	44	1	1	0	0	0	0	0	0	0	0	0	25	74
Wednesday	1/22/03	6:45 PM	6	28	3	1	0	0	0	1	0	0	0	0	0	14	53
Wednesday	1/22/03	7:00 PM	3	28	1	1	0	0	0	0	0	0	0	0	1	17	51
Wednesday	1/22/03	7:15 PM	2	23	0	0	0	0	0	0	0	0	0	0	0	18	43
Wednesday	1/22/03	7:30 PM	8	20	1	0	0	0	0	0	0	0	0	0	0	23	52
Wednesday	1/22/03	7:45 PM	4	21	0	1	0	0	0	0	0	0	0	0	0	26	52
Wednesday	1/22/03	8:00 PM	5	14	0	0	0	0	0	0	0	0	0	0	0	17	36
Wednesday	1/22/03	8:15 PM	6	19	2	0	0	0	0	0	0	0	0	0	0	15	42
Wednesday	1/22/03	8:30 PM	3	10	1	0	0	0	0	0	0	0	0	0	0	13	27
Wednesday	1/22/03	8:45 PM	3	26	1	0	0	0	0	0	0	0	0	0	0	9	39
Wednesday	1/22/03	9:00 PM	4	24	1	1	0	0	0	0	0	0	0	0	0	19	49
Wednesday	1/22/03	9:15 PM	3	13	2	0	0	0	0	0	0	0	0	0	0	13	31
Wednesday	1/22/03	9:30 PM	4	6	3	0	0	0	0	0	0	0	0	0	0	24	37
Wednesday	1/22/03	9:45 PM	2	15	2	0	0	0	0	0	0	0	0	0	0	15	34
Wednesday	1/22/03	10:00 PM	2	8	0	0	0	0	0	0	0	0	0	0	0	17	27
Wednesday	1/22/03	10:15 PM	4	7	0	0	0	0	0	0	0	0	0	0	0	15	26
Wednesday	1/22/03	10:30 PM	6	12	0	0	0	0	0	0	0	0	0	0	0	6	24
Wednesday	1/22/03	10:45 PM	2	10	0	0	0	0	0	0	0	0	0	0	0	13	25
Wednesday	1/22/03	11:00 PM	1	4	0	0	0	0	0	0	0	0	0	0	0	10	15
Wednesday	1/22/03	11:15 PM	0	6	1	0	0	0	0	0	0	0	0	0	0	6	13
Wednesday	1/22/03	11:30 PM	0	5	0	0	0	0	0	0	0	0	0	0	0	2	7
Wednesday	1/22/03	11:45 PM	0	4	0	0	0	0	0	0	0	0	0	0	0	5	9
		Total	237	2412	154	20	25	19	1	11	12	3	1	1	13	1405	4314
Thursday	1/23/03	12:00 AM	0	3	0	0	0	0	0	0	0	0	0	0	0	0	3
Thursday	1/23/03	12:15 AM	0	3	0	0	0	0	0	0	0	0	0	0	0	4	7
Thursday	1/23/03	12:30 AM	0	5	1	0	0	0	0	0	0	0	0	0	0	5	11
Thursday	1/23/03	12:45 AM	2	4	0	0	0	0	0	0	0	0	0	0	0	1	7
Thursday	1/23/03	1:00 AM	0	4	0	0	0	0	0	0	0	0	0	0	0	2	6
Thursday	1/23/03	1:15 AM	0	5	1	0	0	0	0	0	0	0	0	0	0	2	8
Thursday	1/23/03	1:30 AM	0	2	0	0	0	0	0	0	0	0	0	0	0	3	5
Thursday	1/23/03	1:45 AM	1	1	0	0	0	0	0	0	0	0	0	0	0	1	3
Thursday	1/23/03	2:00 AM	0	0	0	0	0	0	0	0	0	0	0	0	0	4	4
Thursday	1/23/03	2:15 AM	1	2	0	0	0	0	0	0	0	0	0	0	0	2	5
Thursday	1/23/03	2:30 AM	0	2	0	0	0	0	0	0	0	0	0	0	0	2	4
Thursday	1/23/03	2:45 AM	0	0	0	0	0	0	0	0	0	0	0	0	0	1	1
Thursday	1/23/03	3:00 AM	0	0	0	0	0	0	0	0	0	0	0	0	0	1	1
Thursday	1/23/03	3:15 AM	1	0	0	0	0	0	0	0	0	0	0	0	0	2	3
Thursday	1/23/03	3:30 AM	0	0	0	0	0	0	0	0	0	0	0	0	0	0	0
Thursday	1/23/03	3:45 AM	2	1	0	0	0	0	0	0	0	0	0	0	0	2	5
Thursday	1/23/03	4:00 AM	1	3	0	0	0	0	0	0	0	0	0	0	0	6	10
Thursday	1/23/03	4:15 AM	0	4	0	0	0	0	0	0	0	0	0	0	0	3	7
Thursday	1/23/03	4:30 AM	1	4	0	0	0	0	0	0	0	0	0	0	0	4	9
Thursday	1/23/03	4:45 AM	2	0	0	0	0	0	0	0	0	0	0	0	0	3	5
Thursday	1/23/03	5:00 AM	1	6	0	0	0	0	0	0	0	0	0	0	0	4	11
Thursday	1/23/03	5:15 AM	4	6	0	0	1	0	0	0	0	0	0	0	0	4	15
Thursday	1/23/03	5:30 AM	1	21	3	0	0	1	0	0	0	0	0	0	0	14	40
Thursday	1/23/03	5:45 AM	3	16	0	1	0	0	0	0	0	0	0	0	0	19	39
Thursday	1/23/03	6:00 AM	5	19	0	0	1	2	0	0	0	0	0	0	0	14	41
Thursday	1/23/03	6:15 AM	4	33	2	0	0	0	0	0	0	0	1	0	0	21	61
Thursday	1/23/03	6:30 AM	3	20	2	0	1	0	0	0	0	0	0	0	0	32	58
Thursday	1/23/03	6:45 AM	9	29	3	0	0	0	0	0	0	0	0	0	0	27	68
Thursday	1/23/03	7:00 AM	11	33	0	0	0	0	1	0	0	0	0	0	0	40	85
Thursday	1/23/03	7:15 AM	5	41	2	1	0	0	0	0	1	0	0	0	0	59	109
Thursday	1/23/03	7:30 AM	12	58	5	2	1	0	0	0	0	0	0	1	54	133	
Thursday	1/23/03	7:45 AM	7	54	2	0	1	1	0	2	2	0	0	0	2	42	113
Thursday	1/23/03	8:00 AM	4	39	6	0	1	2	0	0	0	0	0	0	3	49	104
Thursday	1/23/03	8:15 AM	7	45	4	1	2	0	0	0	1	1	0	0	0	53	114
Thursday	1/23/03	8:30 AM	10	48	4	3	0	0	0	1	1	0	0	0	1	39	107
Thursday	1/23/03	8:45 AM	4	39	3	2	1	2	0	0	0	0	0	0	0	55	106
Thursday	1/23/03	9:00 AM	9	27	4	2	1	0	0	0	0	0	0	0	0	35	78
		Total	110	577	42	12	10	8	0	4	5	1	0	1	7	609	1386

Portway
City of Bayonne, Hudson County

Start Date: 1/20/2003
Start Time: 2:45:00 PM
Site Code: 3-5
Station ID: 09412
Location : Avenue C
Avenue C-NB Rt-Lane

Day	Date	Time	Class 1	Class 2	Class 3	Class 4	Class 5	Class 6	Class 7	Class 8	Class 9	Class 10	Class 11	Class 12	Class 13	Class 14	Total
Monday	1/20/03	2:45 PM	0	45	7	0	1	0	0	0	0	0	0	0	0	3	56
Monday	1/20/03	3:00 PM	0	55	4	0	1	0	0	0	0	0	0	0	0	2	62
Monday	1/20/03	3:15 PM	0	56	0	1	1	0	0	0	0	0	0	0	0	2	60
Monday	1/20/03	3:30 PM	0	70	4	1	0	0	0	0	0	0	0	0	0	4	79
Monday	1/20/03	3:45 PM	0	61	9	0	0	0	0	1	0	0	0	0	0	3	74
Monday	1/20/03	4:00 PM	0	53	5	3	0	0	0	0	0	0	0	0	0	3	64
Monday	1/20/03	4:15 PM	0	51	3	0	0	0	0	0	0	0	0	0	0	4	58
Monday	1/20/03	4:30 PM	1	59	2	1	0	0	0	0	0	0	0	0	0	3	66
Monday	1/20/03	4:45 PM	0	50	1	1	0	0	0	0	0	0	0	0	0	3	55
Monday	1/20/03	5:00 PM	0	52	6	1	0	0	0	0	0	0	0	0	0	3	62
Monday	1/20/03	5:15 PM	0	49	1	1	0	0	0	0	0	0	0	0	0	3	54
Monday	1/20/03	5:30 PM	0	43	1	0	0	0	0	0	0	0	0	0	0	1	45
Monday	1/20/03	5:45 PM	0	41	2	2	0	0	0	0	0	0	0	0	0	3	48
Monday	1/20/03	6:00 PM	0	33	4	1	0	0	0	0	0	0	0	0	0	5	43
Monday	1/20/03	6:15 PM	0	55	0	2	0	0	0	0	0	0	0	0	0	5	62
Monday	1/20/03	6:30 PM	0	35	2	2	0	0	0	0	0	0	0	0	0	2	41
Monday	1/20/03	6:45 PM	0	40	2	0	0	0	0	0	0	0	0	0	0	4	46
Monday	1/20/03	7:00 PM	1	44	3	2	0	0	0	0	0	0	0	0	0	2	52
Monday	1/20/03	7:15 PM	0	32	1	2	0	0	0	0	0	0	0	0	0	4	39
Monday	1/20/03	7:30 PM	0	27	3	0	0	0	0	0	0	0	0	0	0	3	33
Monday	1/20/03	7:45 PM	1	24	2	2	0	0	0	0	0	0	0	0	0	1	30
Monday	1/20/03	8:00 PM	0	29	1	0	0	0	0	0	0	0	0	0	0	1	31
Monday	1/20/03	8:15 PM	0	20	0	0	0	0	0	0	0	0	0	0	0	1	21
Monday	1/20/03	8:30 PM	0	16	0	1	0	0	0	0	0	0	0	0	0	1	18
Monday	1/20/03	8:45 PM	0	24	2	0	0	0	0	0	0	0	0	0	0	0	26
Monday	1/20/03	9:00 PM	0	22	2	0	0	0	0	0	0	0	0	0	0	1	25
Monday	1/20/03	9:15 PM	0	10	0	1	0	0	0	0	0	0	0	0	0	2	13
Monday	1/20/03	9:30 PM	0	9	1	0	1	0	0	0	0	0	0	0	0	2	13
Monday	1/20/03	9:45 PM	0	13	0	0	0	0	0	0	0	0	0	0	0	3	16
Monday	1/20/03	10:00 PM	0	16	0	1	0	0	0	0	0	0	0	0	0	3	20
Monday	1/20/03	10:15 PM	0	9	0	0	0	0	0	0	0	0	0	0	0	2	11
Monday	1/20/03	10:30 PM	0	12	0	0	0	0	0	0	0	0	0	0	0	1	13
Monday	1/20/03	10:45 PM	0	6	0	1	0	0	0	0	0	0	0	0	0	2	9
Monday	1/20/03	11:00 PM	0	9	1	0	0	0	0	0	0	0	0	0	0	1	11
Monday	1/20/03	11:15 PM	0	3	0	0	0	0	0	0	0	0	0	0	0	1	4
Monday	1/20/03	11:30 PM	0	9	0	1	0	0	0	0	0	0	0	0	0	0	10
Monday	1/20/03	11:45 PM	0	7	2	0	0	0	0	0	0	0	0	0	0	0	9
		Total	3	1189	71	27	4	0	0	1	0	0	0	0	0	84	1379
Tuesday	1/21/03	12:00 AM	0	0	0	1	0	0	0	0	0	0	0	0	0	0	1
Tuesday	1/21/03	12:15 AM	0	1	0	0	0	0	0	0	0	0	0	0	0	1	2
Tuesday	1/21/03	12:30 AM	0	3	0	0	0	0	0	0	0	0	0	0	0	1	4
Tuesday	1/21/03	12:45 AM	0	1	0	1	0	0	0	0	0	0	0	0	0	1	3
Tuesday	1/21/03	1:00 AM	0	1	0	0	0	0	0	0	0	0	0	0	0	0	1
Tuesday	1/21/03	1:15 AM	0	0	0	0	0	0	0	0	0	0	0	0	0	2	2
Tuesday	1/21/03	1:30 AM	0	0	0	0	0	0	0	0	0	0	0	0	0	1	1
Tuesday	1/21/03	1:45 AM	0	1	0	0	0	0	0	0	0	0	0	0	0	1	2
Tuesday	1/21/03	2:00 AM	0	0	0	0	1	0	0	0	0	0	0	0	0	0	1
Tuesday	1/21/03	2:15 AM	0	1	0	0	0	0	0	0	0	0	0	0	0	0	1
Tuesday	1/21/03	2:30 AM	0	0	0	0	0	0	0	0	0	0	0	0	0	2	2
Tuesday	1/21/03	2:45 AM	0	0	0	0	0	0	0	0	0	0	0	0	0	0	0
Tuesday	1/21/03	3:00 AM	0	0	0	0	0	0	0	0	0	0	0	0	0	1	1
Tuesday	1/21/03	3:15 AM	0	0	0	0	0	0	0	0	0	0	0	0	0	1	1
Tuesday	1/21/03	3:30 AM	0	0	0	0	0	0	0	0	0	0	0	0	0	0	0
Tuesday	1/21/03	3:45 AM	0	1	0	0	0	0	0	0	0	0	0	0	0	0	1
Tuesday	1/21/03	4:00 AM	0	1	0	0	0	0	0	0	0	0	0	0	0	0	1
Tuesday	1/21/03	4:15 AM	0	0	0	0	0	0	0	0	0	0	0	0	0	0	0
Tuesday	1/21/03	4:30 AM	0	2	0	0	0	0	0	0	0	0	0	0	0	0	2
Tuesday	1/21/03	4:45 AM	0	5	0	0	0	0	0	0	0	0	0	0	0	1	6
Tuesday	1/21/03	5:00 AM	0	2	0	0	0	0	0	0	0	0	0	0	0	0	2
Tuesday	1/21/03	5:15 AM	0	7	1	0	0	0	0	0	0	0	0	0	0	0	8
Tuesday	1/21/03	5:30 AM	0	8	1	1	0	0	0	0	0	0	0	0	0	1	11
Tuesday	1/21/03	5:45 AM	1	8	2	0	0	0	0	0	0	0	0	0	0	3	14
Tuesday	1/21/03	6:00 AM	0	13	0	2	0	0	0	0	0	0	0	0	0	2	17
Tuesday	1/21/03	6:15 AM	1	20	0	0	0	0	0	0	0	0	0	0	0	3	24
Tuesday	1/21/03	6:30 AM	0	20	3	2	0	0	0	0	0	0	0	0	0	5	30
Tuesday	1/21/03	6:45 AM	0	35	1	3	1	0	0	0	0	0	0	0	0	7	47
Tuesday	1/21/03	7:00 AM	0	31	3	4	0	0	0	0	0	0	0	0	0	6	44
Tuesday	1/21/03	7:15 AM	0	62	0	4	0	0	0	0	0	0	0	0	0	4	70

Portway
City of Bayonne, Hudson County

Start Date: 1/20/2003
Start Time: 2:45:00 PM
Site Code: 3-5
Station ID: 09412
Location: Avenue C
Avenue C-NB Rt-Lane

Day	Date	Time	Class 1	Class 2	Class 3	Class 4	Class 5	Class 6	Class 7	Class 8	Class 9	Class 10	Class 11	Class 12	Class 13	Class 14	Total
Tuesday	1/21/03	7:30 AM	0	62	2	5	0	0	0	0	0	0	0	0	0	5	74
Tuesday	1/21/03	7:45 AM	1	67	3	3	1	0	0	1	0	0	0	1	0	4	81
Tuesday	1/21/03	8:00 AM	0	56	9	4	0	0	0	1	0	0	0	0	0	12	82
Tuesday	1/21/03	8:15 AM	1	60	2	4	1	0	0	0	0	0	0	0	0	9	77
Tuesday	1/21/03	8:30 AM	0	75	7	2	4	0	0	0	0	0	0	0	0	9	97
Tuesday	1/21/03	8:45 AM	0	67	4	3	0	0	0	0	0	0	0	0	0	9	83
Tuesday	1/21/03	9:00 AM	0	57	1	2	2	0	0	0	0	0	0	0	0	7	69
Tuesday	1/21/03	9:15 AM	0	41	5	0	1	0	0	0	0	0	0	0	0	4	51
Tuesday	1/21/03	9:30 AM	1	49	4	1	2	0	0	0	0	0	0	0	0	1	58
Tuesday	1/21/03	9:45 AM	1	37	5	1	0	0	0	1	0	0	0	0	0	3	48
Tuesday	1/21/03	10:00 AM	1	42	1	0	2	0	0	0	0	0	0	0	0	2	48
Tuesday	1/21/03	10:15 AM	0	42	2	1	0	0	0	0	0	0	0	0	0	1	46
Tuesday	1/21/03	10:30 AM	0	49	5	1	0	0	0	0	0	0	0	0	0	1	56
Tuesday	1/21/03	10:45 AM	1	62	9	0	1	0	0	0	0	0	0	0	0	3	76
Tuesday	1/21/03	11:00 AM	1	45	4	2	1	0	0	0	0	0	0	0	0	2	55
Tuesday	1/21/03	11:15 AM	0	52	4	0	3	0	0	0	0	0	0	0	0	2	61
Tuesday	1/21/03	11:30 AM	0	49	6	1	2	0	0	0	0	0	0	0	0	0	58
Tuesday	1/21/03	11:45 AM	1	55	2	0	0	0	0	0	0	0	0	0	0	1	59
Tuesday	1/21/03	12:00 PM	0	50	6	0	1	0	0	0	0	0	0	0	0	1	58
Tuesday	1/21/03	12:15 PM	0	59	7	3	0	0	0	0	0	0	0	0	0	2	71
Tuesday	1/21/03	12:30 PM	0	62	4	2	1	0	0	0	0	0	0	0	0	2	71
Tuesday	1/21/03	12:45 PM	0	42	6	0	1	0	0	0	0	0	0	1	0	1	51
Tuesday	1/21/03	1:00 PM	0	54	0	0	0	0	0	0	0	0	0	0	0	3	57
Tuesday	1/21/03	1:15 PM	0	47	8	1	1	0	0	0	0	0	0	0	0	1	58
Tuesday	1/21/03	1:30 PM	0	57	6	1	0	0	0	0	0	0	0	0	0	2	66
Tuesday	1/21/03	1:45 PM	0	60	5	1	2	0	0	1	0	0	0	0	0	2	71
Tuesday	1/21/03	2:00 PM	0	51	4	0	0	0	0	0	0	0	0	0	0	0	55
Tuesday	1/21/03	2:15 PM	0	51	7	1	2	0	0	0	0	0	0	0	0	0	61
Tuesday	1/21/03	2:30 PM	0	67	8	0	2	0	0	1	0	0	0	0	0	2	80
Tuesday	1/21/03	2:45 PM	0	70	2	1	0	0	0	0	0	1	0	0	0	2	76
Tuesday	1/21/03	3:00 PM	0	77	6	0	0	0	0	0	0	0	0	0	0	3	86
Tuesday	1/21/03	3:15 PM	0	65	3	1	0	0	0	0	0	0	0	0	0	4	73
Tuesday	1/21/03	3:30 PM	0	58	8	0	2	0	0	0	0	0	0	0	0	2	70
Tuesday	1/21/03	3:45 PM	0	58	5	1	0	0	0	0	0	0	0	1	0	3	68
Tuesday	1/21/03	4:00 PM	0	67	6	2	0	0	0	0	0	0	0	0	0	5	80
Tuesday	1/21/03	4:15 PM	0	63	5	0	0	0	0	0	0	0	0	0	0	2	70
Tuesday	1/21/03	4:30 PM	0	53	1	0	0	0	0	0	0	0	0	0	0	9	63
Tuesday	1/21/03	4:45 PM	0	59	7	2	0	0	0	0	1	0	0	0	0	8	77
Tuesday	1/21/03	5:00 PM	1	63	6	1	1	0	0	0	0	0	0	0	0	5	77
Tuesday	1/21/03	5:15 PM	0	61	2	0	0	0	0	0	0	0	0	0	0	3	66
Tuesday	1/21/03	5:30 PM	1	43	0	1	0	0	0	0	0	0	0	0	0	4	49
Tuesday	1/21/03	5:45 PM	0	37	2	1	1	0	0	0	0	0	0	0	0	7	48
Tuesday	1/21/03	6:00 PM	0	57	2	4	0	0	0	0	0	0	0	0	0	1	64
Tuesday	1/21/03	6:15 PM	0	44	3	2	0	0	0	0	0	0	0	0	0	3	52
Tuesday	1/21/03	6:30 PM	0	50	1	0	0	0	0	0	0	0	0	0	0	5	56
Tuesday	1/21/03	6:45 PM	2	37	2	2	0	1	0	0	0	0	0	0	0	2	46
Tuesday	1/21/03	7:00 PM	0	32	3	2	0	0	0	0	0	0	0	0	0	6	43
Tuesday	1/21/03	7:15 PM	0	36	1	3	1	0	0	0	0	0	0	0	0	3	44
Tuesday	1/21/03	7:30 PM	1	37	1	0	0	0	0	0	0	0	0	0	0	1	40
Tuesday	1/21/03	7:45 PM	1	21	1	2	0	0	0	0	0	0	0	0	0	5	30
Tuesday	1/21/03	8:00 PM	0	25	0	0	0	0	0	0	0	0	0	0	0	3	28
Tuesday	1/21/03	8:15 PM	1	19	0	0	0	0	0	0	0	0	0	0	0	2	22
Tuesday	1/21/03	8:30 PM	2	22	1	1	0	0	0	0	0	0	0	0	0	4	30
Tuesday	1/21/03	8:45 PM	2	18	0	0	0	0	0	0	0	0	0	0	0	0	20
Tuesday	1/21/03	9:00 PM	0	15	1	0	0	0	0	0	0	0	0	0	0	2	18
Tuesday	1/21/03	9:15 PM	1	11	1	1	0	0	0	0	0	0	0	0	0	4	18
Tuesday	1/21/03	9:30 PM	0	15	0	0	0	0	0	0	0	0	0	0	0	2	17
Tuesday	1/21/03	9:45 PM	0	12	1	0	0	0	0	0	0	0	0	0	0	1	14
Tuesday	1/21/03	10:00 PM	0	16	1	0	0	0	0	0	0	0	0	0	0	3	20
Tuesday	1/21/03	10:15 PM	0	8	0	1	0	0	0	0	0	0	0	0	0	1	10
Tuesday	1/21/03	10:30 PM	0	9	0	0	0	0	0	0	0	0	0	0	0	1	10
Tuesday	1/21/03	10:45 PM	0	8	0	1	0	0	0	0	0	0	0	0	0	3	12
Tuesday	1/21/03	11:00 PM	0	7	1	0	0	0	0	0	0	0	0	0	0	2	10
Tuesday	1/21/03	11:15 PM	0	5	0	0	0	0	0	0	0	0	0	0	0	0	5
Tuesday	1/21/03	11:30 PM	0	3	0	1	0	0	0	0	0	0	0	0	0	0	4
Tuesday	1/21/03	11:45 PM	0	4	0	0	0	0	0	0	0	0	0	0	0	0	4
		Total	22	3075	220	87	37	1	0	5	1	1	0	3	0	245	3697
Wednesday	1/22/03	12:00 AM	0	1	0	1	0	0	0	0	0	0	0	0	0	1	3

Portway
City of Bayonne, Hudson County

Start Date: 1/20/2003
Start Time: 2:45:00 PM
Site Code: 3-5
Station ID: 09412
Location : Avenue C
Avenue C-NB Rt-Lane

Day	Date	Time	Class 1	Class 2	Class 3	Class 4	Class 5	Class 6	Class 7	Class 8	Class 9	Class 10	Class 11	Class 12	Class 13	Class 14	Total
Wednesday	1/22/03	12:15 AM	0	1	0	0	0	0	0	0	0	0	0	0	0	0	1
Wednesday	1/22/03	12:30 AM	0	0	0	0	0	0	0	0	0	0	0	0	0	0	0
Wednesday	1/22/03	12:45 AM	0	2	0	0	0	0	0	0	0	0	0	0	0	1	3
Wednesday	1/22/03	1:00 AM	0	0	0	1	0	0	0	0	0	0	0	0	0	0	1
Wednesday	1/22/03	1:15 AM	0	2	0	0	0	0	0	0	0	0	0	0	0	0	2
Wednesday	1/22/03	1:30 AM	0	2	0	0	0	0	0	0	0	0	0	0	0	0	2
Wednesday	1/22/03	1:45 AM	0	3	0	0	0	0	0	0	0	0	0	0	0	0	3
Wednesday	1/22/03	2:00 AM	0	0	0	0	0	0	0	0	0	0	0	0	0	0	0
Wednesday	1/22/03	2:15 AM	1	1	0	0	0	0	0	0	0	0	0	0	0	0	2
Wednesday	1/22/03	2:30 AM	0	1	0	0	0	0	0	0	0	0	0	0	0	0	1
Wednesday	1/22/03	2:45 AM	0	0	0	0	0	0	0	0	0	0	0	0	0	1	1
Wednesday	1/22/03	3:00 AM	0	0	0	0	0	0	0	0	0	0	0	0	0	1	1
Wednesday	1/22/03	3:15 AM	0	0	0	0	0	0	0	0	0	0	0	0	0	0	0
Wednesday	1/22/03	3:30 AM	0	0	0	0	0	0	0	0	0	0	0	0	0	0	0
Wednesday	1/22/03	3:45 AM	0	1	0	0	0	0	0	0	0	0	0	0	0	0	1
Wednesday	1/22/03	4:00 AM	0	0	0	0	0	0	0	0	0	0	0	0	0	1	1
Wednesday	1/22/03	4:15 AM	0	1	0	0	0	0	0	0	0	0	0	0	0	0	1
Wednesday	1/22/03	4:30 AM	0	1	0	0	0	0	0	0	0	0	0	0	0	0	1
Wednesday	1/22/03	4:45 AM	0	0	0	0	0	0	0	0	0	0	0	0	0	0	0
Wednesday	1/22/03	5:00 AM	0	1	0	0	0	0	0	0	0	0	0	0	0	2	3
Wednesday	1/22/03	5:15 AM	0	2	0	0	0	0	0	0	0	0	0	0	0	0	2
Wednesday	1/22/03	5:30 AM	1	12	0	1	0	0	0	0	0	0	0	0	0	4	18
Wednesday	1/22/03	5:45 AM	0	7	1	0	2	0	0	0	0	0	0	0	0	4	14
Wednesday	1/22/03	6:00 AM	0	9	2	2	2	0	0	0	0	0	0	0	0	0	15
Wednesday	1/22/03	6:15 AM	0	15	0	0	0	0	0	0	0	0	0	0	0	4	19
Wednesday	1/22/03	6:30 AM	1	21	3	2	0	0	0	0	0	0	0	0	0	8	35
Wednesday	1/22/03	6:45 AM	4	34	1	4	0	0	0	0	0	0	0	0	0	5	48
Wednesday	1/22/03	7:00 AM	0	45	4	0	0	0	0	0	0	0	0	0	0	10	59
Wednesday	1/22/03	7:15 AM	0	50	5	5	0	1	0	0	0	0	0	0	0	7	68
Wednesday	1/22/03	7:30 AM	3	58	2	3	1	0	0	0	0	0	0	0	0	17	84
Wednesday	1/22/03	7:45 AM	3	55	4	5	0	0	0	0	0	0	0	0	0	7	74
Wednesday	1/22/03	8:00 AM	2	54	6	5	0	0	1	0	0	0	0	0	0	15	83
Wednesday	1/22/03	8:15 AM	1	64	4	3	0	1	0	0	0	0	0	0	0	7	80
Wednesday	1/22/03	8:30 AM	0	44	7	1	0	0	0	2	0	0	0	0	0	14	68
Wednesday	1/22/03	8:45 AM	3	80	3	5	0	0	0	0	0	0	0	0	0	13	104
Wednesday	1/22/03	9:00 AM	0	48	6	2	0	0	0	0	0	0	0	0	0	12	68
Wednesday	1/22/03	9:15 AM	0	38	3	1	0	1	0	1	0	0	0	0	0	10	54
Wednesday	1/22/03	9:30 AM	3	51	5	1	1	0	0	0	0	0	0	0	0	6	67
Wednesday	1/22/03	9:45 AM	2	38	3	1	0	0	0	0	0	0	0	0	0	3	47
Wednesday	1/22/03	10:00 AM	0	36	4	0	0	1	0	0	0	0	0	0	0	4	45
Wednesday	1/22/03	10:15 AM	0	26	3	2	2	0	0	0	0	0	0	0	0	2	35
Wednesday	1/22/03	10:30 AM	0	46	1	0	1	0	0	0	0	0	0	0	0	4	52
Wednesday	1/22/03	10:45 AM	0	54	5	1	1	0	0	0	0	0	0	0	0	4	65
Wednesday	1/22/03	11:00 AM	0	51	4	1	0	0	0	0	0	0	0	0	0	6	62
Wednesday	1/22/03	11:15 AM	0	51	4	0	3	0	0	0	0	0	0	0	0	2	60
Wednesday	1/22/03	11:30 AM	0	65	5	1	1	0	0	0	0	0	0	0	0	3	75
Wednesday	1/22/03	11:45 AM	0	73	3	0	1	0	0	0	0	0	0	0	0	1	78
Wednesday	1/22/03	12:00 PM	1	66	4	1	2	0	0	0	0	0	0	0	0	4	78
Wednesday	1/22/03	12:15 PM	1	11	2	0	0	0	0	0	0	0	0	0	0	8	22
Wednesday	1/22/03	12:30 PM	0	65	6	1	0	0	0	0	0	0	0	0	0	5	77
Wednesday	1/22/03	12:45 PM	0	70	2	2	0	1	0	0	0	0	0	0	0	0	75
Wednesday	1/22/03	1:00 PM	0	57	5	1	0	0	0	0	0	0	0	0	0	1	64
Wednesday	1/22/03	1:15 PM	1	53	2	0	0	0	0	0	0	0	0	0	0	4	60
Wednesday	1/22/03	1:30 PM	0	54	4	1	1	0	0	0	0	0	0	0	0	2	62
Wednesday	1/22/03	1:45 PM	0	53	8	0	0	0	0	1	0	0	0	0	0	2	64
Wednesday	1/22/03	2:00 PM	0	45	3	1	0	0	0	0	0	0	0	0	0	2	51
Wednesday	1/22/03	2:15 PM	0	66	6	0	2	0	0	0	0	0	0	0	0	2	76
Wednesday	1/22/03	2:30 PM	0	65	6	1	0	0	0	1	0	0	0	0	0	4	77
Wednesday	1/22/03	2:45 PM	0	83	5	1	0	0	0	0	0	0	0	0	0	2	91
Wednesday	1/22/03	3:00 PM	0	87	3	0	0	0	0	1	0	0	0	0	0	4	95
Wednesday	1/22/03	3:15 PM	1	79	7	2	0	0	0	1	0	0	0	0	0	1	91
Wednesday	1/22/03	3:30 PM	0	85	6	5	1	0	0	0	0	0	0	0	0	2	99
Wednesday	1/22/03	3:45 PM	0	67	2	0	1	0	0	0	0	0	0	0	0	5	75
Wednesday	1/22/03	4:00 PM	0	56	3	3	1	0	0	0	0	0	0	0	0	5	68
Wednesday	1/22/03	4:15 PM	1	56	4	0	0	0	0	0	0	0	0	0	0	8	69
Wednesday	1/22/03	4:30 PM	0	56	5	0	0	0	0	0	0	0	0	0	0	4	65
Wednesday	1/22/03	4:45 PM	0	59	0	2	1	0	0	0	0	0	0	0	0	13	75
Wednesday	1/22/03	5:00 PM	2	52	1	1	0	0	0	0	0	0	0	0	0	7	63

Portway
City of Bayonne, Hudson County

Start Date: 1/20/2003
Start Time: 2:45:00 PM
Site Code: 3-5
Station ID: 09412
Location : Avenue C
Avenue C-NB Rt-Lane

Day	Date	Time	Class 1	Class 2	Class 3	Class 4	Class 5	Class 6	Class 7	Class 8	Class 9	Class 10	Class 11	Class 12	Class 13	Class 14	Total
Wednesday	1/22/03	5:15 PM	2	46	4	0	0	0	0	0	0	0	0	0	0	7	59
Wednesday	1/22/03	5:30 PM	2	38	0	1	0	0	0	0	0	0	0	0	0	10	51
Wednesday	1/22/03	5:45 PM	0	41	2	0	0	0	0	0	0	0	0	0	0	8	51
Wednesday	1/22/03	6:00 PM	1	41	1	6	1	0	0	0	0	0	0	0	0	5	55
Wednesday	1/22/03	6:15 PM	1	47	2	3	1	0	0	0	0	0	0	0	0	4	58
Wednesday	1/22/03	6:30 PM	1	29	0	1	0	0	0	1	0	0	0	0	0	8	40
Wednesday	1/22/03	6:45 PM	0	43	1	2	0	0	0	0	0	0	0	0	0	2	48
Wednesday	1/22/03	7:00 PM	1	22	3	1	0	0	0	0	0	0	0	0	0	7	34
Wednesday	1/22/03	7:15 PM	1	27	0	2	0	0	0	0	0	0	0	0	0	7	37
Wednesday	1/22/03	7:30 PM	1	31	1	0	0	0	0	0	0	0	0	0	0	3	36
Wednesday	1/22/03	7:45 PM	1	34	1	2	0	0	0	0	0	0	0	0	0	3	41
Wednesday	1/22/03	8:00 PM	4	28	1	0	0	0	0	0	0	0	0	0	0	4	37
Wednesday	1/22/03	8:15 PM	1	19	0	0	0	0	0	0	0	0	0	0	0	4	24
Wednesday	1/22/03	8:30 PM	0	19	1	1	0	0	0	0	0	0	0	0	0	4	25
Wednesday	1/22/03	8:45 PM	0	13	1	0	0	0	0	0	0	0	0	0	0	4	18
Wednesday	1/22/03	9:00 PM	1	13	1	0	0	0	0	0	0	0	0	0	0	5	20
Wednesday	1/22/03	9:15 PM	0	19	1	1	0	0	0	0	0	0	0	0	0	2	23
Wednesday	1/22/03	9:30 PM	3	17	0	0	0	0	0	0	0	0	0	0	0	7	27
Wednesday	1/22/03	9:45 PM	2	8	0	0	0	0	0	0	0	0	0	0	0	5	15
Wednesday	1/22/03	10:00 PM	0	15	0	1	0	0	0	0	0	0	0	0	0	6	22
Wednesday	1/22/03	10:15 PM	0	13	0	0	0	0	0	0	0	0	0	0	0	4	17
Wednesday	1/22/03	10:30 PM	0	7	0	0	0	0	0	0	0	0	0	0	0	2	9
Wednesday	1/22/03	10:45 PM	0	8	0	1	0	0	0	0	0	0	0	0	0	1	10
Wednesday	1/22/03	11:00 PM	1	5	0	0	0	0	0	0	0	0	0	0	0	4	10
Wednesday	1/22/03	11:15 PM	1	2	0	0	0	0	0	0	0	0	0	0	0	0	3
Wednesday	1/22/03	11:30 PM	0	0	0	1	0	0	0	0	0	0	0	0	0	1	2
Wednesday	1/22/03	11:45 PM	0	1	0	0	0	0	0	0	0	0	0	0	0	3	4
		Total	55	3015	192	93	26	5	0	9	0	0	0	0	0	384	3779
Thursday	1/23/03	12:00 AM	0	1	0	1	0	0	0	0	0	0	0	0	0	0	2
Thursday	1/23/03	12:15 AM	0	1	0	0	0	0	0	0	0	0	0	0	0	3	4
Thursday	1/23/03	12:30 AM	0	2	0	0	0	0	0	0	0	0	0	0	0	1	3
Thursday	1/23/03	12:45 AM	0	2	0	0	0	0	0	0	0	0	0	0	0	0	2
Thursday	1/23/03	1:00 AM	0	2	0	1	0	0	0	0	0	0	0	0	0	1	4
Thursday	1/23/03	1:15 AM	0	0	0	0	0	0	0	0	0	0	0	0	0	0	0
Thursday	1/23/03	1:30 AM	0	1	0	0	0	0	0	0	0	0	0	0	0	2	3
Thursday	1/23/03	1:45 AM	0	1	0	0	0	0	0	0	0	0	0	0	0	0	1
Thursday	1/23/03	2:00 AM	0	1	0	0	0	0	0	0	0	0	0	0	0	0	1
Thursday	1/23/03	2:15 AM	0	0	0	0	0	0	0	0	0	0	0	0	0	0	0
Thursday	1/23/03	2:30 AM	0	0	0	0	1	0	0	0	0	0	0	0	0	1	2
Thursday	1/23/03	2:45 AM	0	1	0	0	0	0	0	0	0	0	0	0	0	0	1
Thursday	1/23/03	3:00 AM	1	2	0	0	0	0	0	0	0	0	0	0	0	0	3
Thursday	1/23/03	3:15 AM	0	0	0	0	0	0	0	0	0	0	0	0	0	1	1
Thursday	1/23/03	3:30 AM	0	0	0	0	0	0	0	0	0	0	0	0	0	0	0
Thursday	1/23/03	3:45 AM	0	3	0	0	0	0	0	0	0	0	0	0	0	0	3
Thursday	1/23/03	4:00 AM	0	1	0	0	0	0	0	0	0	0	0	0	0	0	1
Thursday	1/23/03	4:15 AM	0	2	0	0	0	0	0	0	0	0	0	0	0	0	2
Thursday	1/23/03	4:30 AM	0	1	0	0	0	0	0	0	0	0	0	0	0	0	1
Thursday	1/23/03	4:45 AM	0	2	1	0	0	0	0	0	0	0	0	0	0	1	4
Thursday	1/23/03	5:00 AM	0	1	0	0	0	0	0	0	0	0	0	0	0	2	3
Thursday	1/23/03	5:15 AM	1	2	0	0	0	0	0	0	0	0	0	0	0	4	7
Thursday	1/23/03	5:30 AM	0	8	1	1	0	0	0	0	0	0	0	0	0	6	16
Thursday	1/23/03	5:45 AM	0	8	1	0	0	0	0	0	0	0	0	0	0	3	12
Thursday	1/23/03	6:00 AM	1	8	1	2	0	0	0	0	0	0	0	0	0	3	15
Thursday	1/23/03	6:15 AM	0	11	0	0	0	0	0	0	0	0	0	0	0	4	15
Thursday	1/23/03	6:30 AM	3	14	2	2	0	0	0	0	0	0	0	0	0	7	28
Thursday	1/23/03	6:45 AM	1	11	2	3	0	0	0	0	0	0	0	0	0	10	27
Thursday	1/23/03	7:00 AM	3	27	2	2	0	0	0	0	0	0	0	0	0	13	47
Thursday	1/23/03	7:15 AM	4	37	2	4	0	0	0	1	0	0	0	0	0	17	65
Thursday	1/23/03	7:30 AM	3	52	4	4	0	0	0	0	1	0	0	0	0	14	78
Thursday	1/23/03	7:45 AM	1	53	4	6	0	0	0	0	0	0	0	0	0	20	84
Thursday	1/23/03	8:00 AM	1	32	5	4	1	0	0	0	0	0	0	0	0	11	54
Thursday	1/23/03	8:15 AM	3	61	1	3	2	0	0	0	0	0	0	0	0	17	87
Thursday	1/23/03	8:30 AM	0	23	3	0	0	0	0	0	0	0	0	0	0	9	35
Thursday	1/23/03	8:45 AM	4	45	3	3	1	0	0	0	0	0	0	0	1	22	79
Thursday	1/23/03	9:00 AM	4	44	2	2	1	0	0	0	0	0	0	0	0	10	63
		Total	30	460	34	38	6	0	0	1	1	0	0	0	1	182	753

Portway
City of Bayonne, Hudson County

Start Date: 1/20/2003
Start Time: 3:45:00 PM
Site Code: 3-6
Station ID: 07976
Location : Avenue C
Avenue C-SB Lt-Lane

Day	Date	Time	Class 1	Class 2	Class 3	Class 4	Class 5	Class 6	Class 7	Class 8	Class 9	Class 10	Class 11	Class 12	Class 13	Class 14	Total
Monday	1/20/03	3:45 PM	0	47	1	0	0	1	0	0	0	0	0	0	0	17	66
Monday	1/20/03	4:00 PM	1	61	1	0	0	0	0	0	0	0	0	0	0	17	80
Monday	1/20/03	4:15 PM	0	41	0	1	0	0	0	0	0	0	0	0	0	17	59
Monday	1/20/03	4:30 PM	0	50	1	0	0	1	0	0	1	0	0	0	0	11	64
Monday	1/20/03	4:45 PM	0	40	0	0	0	0	0	0	0	0	0	0	0	10	50
Monday	1/20/03	5:00 PM	1	44	0	0	0	1	0	1	0	0	0	0	0	20	67
Monday	1/20/03	5:15 PM	1	45	0	1	0	0	0	1	0	0	0	0	0	34	82
Monday	1/20/03	5:30 PM	2	51	3	0	0	1	0	0	0	0	0	0	0	30	87
Monday	1/20/03	5:45 PM	2	35	0	1	0	0	0	0	0	0	0	0	1	21	60
Monday	1/20/03	6:00 PM	0	39	0	0	0	0	0	1	0	0	0	0	0	26	66
Monday	1/20/03	6:15 PM	1	33	0	0	0	1	0	0	0	0	0	0	0	20	55
Monday	1/20/03	6:30 PM	0	25	3	0	0	0	0	0	0	0	0	0	0	15	43
Monday	1/20/03	6:45 PM	0	27	1	0	0	0	0	0	0	0	0	0	0	11	39
Monday	1/20/03	7:00 PM	1	33	3	0	0	0	0	1	0	0	0	0	0	21	59
Monday	1/20/03	7:15 PM	0	20	1	0	0	0	0	0	0	0	0	0	0	18	39
Monday	1/20/03	7:30 PM	2	24	0	0	0	0	0	0	0	0	0	0	0	15	41
Monday	1/20/03	7:45 PM	0	16	0	0	0	0	0	0	0	0	0	0	0	21	37
Monday	1/20/03	8:00 PM	2	16	0	1	0	0	0	0	0	0	0	0	0	20	39
Monday	1/20/03	8:15 PM	1	13	2	0	0	0	0	0	0	0	0	0	0	3	19
Monday	1/20/03	8:30 PM	1	14	1	0	0	0	0	0	0	0	0	0	0	9	25
Monday	1/20/03	8:45 PM	1	11	1	0	0	0	0	0	0	0	0	0	0	10	23
Monday	1/20/03	9:00 PM	0	20	0	1	0	0	0	0	0	0	0	0	0	15	36
Monday	1/20/03	9:15 PM	1	16	0	0	0	0	0	0	0	0	0	0	0	5	22
Monday	1/20/03	9:30 PM	2	11	1	0	0	0	0	0	0	0	0	0	0	16	30
Monday	1/20/03	9:45 PM	0	11	0	0	0	0	0	0	0	0	0	0	0	7	18
Monday	1/20/03	10:00 PM	0	15	0	0	0	0	0	0	0	0	0	0	0	10	25
Monday	1/20/03	10:15 PM	1	10	0	0	0	0	0	0	0	0	0	0	0	11	22
Monday	1/20/03	10:30 PM	0	11	0	0	0	0	0	0	0	0	0	0	0	8	19
Monday	1/20/03	10:45 PM	0	7	0	0	0	0	0	0	0	0	0	0	0	11	18
Monday	1/20/03	11:00 PM	0	7	0	0	0	0	0	1	0	0	0	0	0	4	12
Monday	1/20/03	11:15 PM	0	4	1	0	0	0	0	0	0	0	0	0	0	9	14
Monday	1/20/03	11:30 PM	1	6	0	0	0	0	0	0	0	0	0	0	0	6	13
Monday	1/20/03	11:45 PM	0	9	0	0	0	0	0	0	0	0	0	0	0	4	13
		Total	21	812	20	5	0	5	0	5	1	0	0	0	1	472	1342
Tuesday	1/21/03	12:00 AM	1	1	0	0	0	0	0	0	0	0	0	0	0	3	5
Tuesday	1/21/03	12:15 AM	0	3	0	0	0	0	0	0	0	0	0	0	0	1	4
Tuesday	1/21/03	12:30 AM	0	2	0	0	0	0	0	0	0	0	0	0	0	4	6
Tuesday	1/21/03	12:45 AM	0	2	0	0	0	0	0	0	0	0	0	0	0	5	7
Tuesday	1/21/03	1:00 AM	0	3	0	0	0	0	0	0	0	0	0	0	0	3	6
Tuesday	1/21/03	1:15 AM	0	1	0	0	0	0	0	0	0	0	0	0	0	1	2
Tuesday	1/21/03	1:30 AM	0	1	0	0	0	0	0	0	0	0	0	0	0	1	2
Tuesday	1/21/03	1:45 AM	1	1	0	0	0	0	0	0	0	0	0	0	0	1	3
Tuesday	1/21/03	2:00 AM	0	1	0	0	0	0	0	0	0	0	0	0	0	1	2
Tuesday	1/21/03	2:15 AM	0	2	1	0	0	0	0	0	0	0	0	0	0	2	5
Tuesday	1/21/03	2:30 AM	0	0	0	0	0	0	0	0	0	0	0	0	0	3	3
Tuesday	1/21/03	2:45 AM	0	1	0	0	0	0	0	0	0	0	0	0	0	1	2
Tuesday	1/21/03	3:00 AM	0	0	0	0	0	0	0	0	0	0	0	0	0	3	3
Tuesday	1/21/03	3:15 AM	1	0	0	0	0	0	0	0	0	0	0	0	0	1	2
Tuesday	1/21/03	3:30 AM	0	3	0	0	0	0	0	0	0	0	0	0	0	0	3
Tuesday	1/21/03	3:45 AM	0	1	0	0	0	0	0	0	0	0	0	0	0	1	2
Tuesday	1/21/03	4:00 AM	0	1	0	0	0	0	0	0	0	0	0	0	0	1	2
Tuesday	1/21/03	4:15 AM	0	0	0	0	0	0	0	0	0	0	0	0	0	1	1
Tuesday	1/21/03	4:30 AM	1	2	0	0	0	0	0	0	0	0	0	0	0	2	5
Tuesday	1/21/03	4:45 AM	0	2	0	0	0	0	0	0	0	0	0	0	0	3	5
Tuesday	1/21/03	5:00 AM	0	3	1	0	1	0	0	0	0	0	0	0	0	4	9
Tuesday	1/21/03	5:15 AM	0	0	1	0	0	0	0	0	0	0	0	0	0	6	7
Tuesday	1/21/03	5:30 AM	0	3	0	0	0	0	0	0	0	0	0	0	0	6	9
Tuesday	1/21/03	5:45 AM	1	2	0	0	0	0	0	0	0	0	0	0	0	9	12
Tuesday	1/21/03	6:00 AM	0	3	0	0	0	0	0	0	0	0	0	0	0	6	9
Tuesday	1/21/03	6:15 AM	0	3	0	0	0	1	0	0	0	0	0	0	0	10	14
Tuesday	1/21/03	6:30 AM	0	2	2	1	0	0	0	0	0	0	0	0	0	13	18
Tuesday	1/21/03	6:45 AM	0	4	0	0	0	0	0	0	0	0	0	0	0	19	23
Tuesday	1/21/03	7:00 AM	0	10	1	0	0	0	0	0	0	0	0	0	0	12	23
Tuesday	1/21/03	7:15 AM	1	11	1	0	0	0	0	0	0	0	0	0	0	16	29
Tuesday	1/21/03	7:30 AM	1	8	0	0	1	0	0	0	0	0	0	0	0	23	33
Tuesday	1/21/03	7:45 AM	0	15	1	0	1	0	0	0	0	0	0	0	0	25	42
Tuesday	1/21/03	8:00 AM	1	19	3	0	2	0	0	0	0	0	0	0	0	35	60
Tuesday	1/21/03	8:15 AM	3	14	3	1	1	0	0	0	0	0	0	0	0	22	44

Portway
City of Bayonne, Hudson County

Start Date: 1/20/2003
Start Time: 3:45:00 PM
Site Code: 3-6
Station ID: 07976
Location : Avenue C
Avenue C-SB Lt-Lane

Day	Date	Time	Class 1	Class 2	Class 3	Class 4	Class 5	Class 6	Class 7	Class 8	Class 9	Class 10	Class 11	Class 12	Class 13	Class 14	Total
Tuesday	1/21/03	8:30 AM	1	11	2	0	0	0	0	0	0	0	0	0	1	17	32
Tuesday	1/21/03	8:45 AM	1	23	2	0	0	0	0	0	0	0	0	0	0	32	58
Tuesday	1/21/03	9:00 AM	1	21	1	0	0	1	0	0	0	0	0	0	0	35	59
Tuesday	1/21/03	9:15 AM	2	22	4	1	0	0	0	0	0	0	0	0	0	19	48
Tuesday	1/21/03	9:30 AM	1	28	0	1	0	1	0	0	0	0	0	0	0	10	41
Tuesday	1/21/03	9:45 AM	0	23	4	0	1	0	0	0	0	0	0	0	0	12	40
Tuesday	1/21/03	10:00 AM	0	29	5	0	0	0	0	0	0	0	0	0	0	13	47
Tuesday	1/21/03	10:15 AM	3	35	2	0	0	0	0	0	0	0	0	0	0	6	46
Tuesday	1/21/03	10:30 AM	1	31	4	0	1	1	0	0	0	0	0	0	0	5	43
Tuesday	1/21/03	10:45 AM	1	35	3	0	0	0	0	0	0	0	0	0	0	9	48
Tuesday	1/21/03	11:00 AM	1	34	2	0	1	1	0	0	0	0	0	0	0	6	45
Tuesday	1/21/03	11:15 AM	0	39	1	0	0	0	0	0	0	0	0	0	0	4	44
Tuesday	1/21/03	11:30 AM	0	40	1	0	1	0	0	0	0	0	0	0	0	11	53
Tuesday	1/21/03	11:45 AM	2	35	3	0	0	0	0	0	0	0	0	0	0	11	51
Tuesday	1/21/03	12:00 PM	0	30	1	0	0	0	0	0	0	0	0	0	0	7	38
Tuesday	1/21/03	12:15 PM	0	44	2	0	0	0	0	0	0	0	0	0	0	6	52
Tuesday	1/21/03	12:30 PM	2	33	1	0	1	0	0	0	0	0	0	0	0	6	43
Tuesday	1/21/03	12:45 PM	0	39	2	0	1	0	0	0	0	0	0	0	0	1	43
Tuesday	1/21/03	1:00 PM	1	49	5	0	1	0	0	0	0	0	0	0	0	18	74
Tuesday	1/21/03	1:15 PM	0	37	1	0	0	0	0	0	0	0	0	0	0	12	50
Tuesday	1/21/03	1:30 PM	0	33	0	0	0	0	0	0	0	0	0	0	0	14	47
Tuesday	1/21/03	1:45 PM	0	34	0	0	2	1	0	0	0	0	0	0	0	14	51
Tuesday	1/21/03	2:00 PM	0	41	1	0	0	0	0	0	0	0	0	0	0	7	49
Tuesday	1/21/03	2:15 PM	2	47	1	0	0	1	0	0	0	0	0	0	1	9	61
Tuesday	1/21/03	2:30 PM	2	49	1	0	0	0	0	0	0	0	0	0	0	11	63
Tuesday	1/21/03	2:45 PM	2	49	2	0	0	0	0	1	0	0	0	0	0	10	64
Tuesday	1/21/03	3:00 PM	0	61	0	0	0	0	0	1	0	1	0	0	0	11	74
Tuesday	1/21/03	3:15 PM	1	56	3	0	0	1	0	0	0	0	0	0	1	9	71
Tuesday	1/21/03	3:30 PM	0	53	2	0	0	1	0	0	0	0	0	0	0	14	70
Tuesday	1/21/03	3:45 PM	0	56	2	0	2	0	0	0	0	0	0	0	0	17	77
Tuesday	1/21/03	4:00 PM	0	56	1	0	0	0	0	0	0	0	0	0	1	17	75
Tuesday	1/21/03	4:15 PM	4	57	1	1	0	0	0	0	0	0	0	0	0	16	79
Tuesday	1/21/03	4:30 PM	1	60	1	0	0	2	0	1	0	0	0	0	0	15	80
Tuesday	1/21/03	4:45 PM	0	74	2	3	0	0	0	0	0	0	0	0	0	10	89
Tuesday	1/21/03	5:00 PM	0	69	1	0	0	0	0	0	0	0	0	0	0	30	100
Tuesday	1/21/03	5:15 PM	8	56	1	0	0	1	0	0	1	0	0	0	0	23	90
Tuesday	1/21/03	5:30 PM	3	55	1	0	1	0	0	0	0	0	0	0	0	24	84
Tuesday	1/21/03	5:45 PM	1	53	0	3	1	0	0	0	0	0	0	0	0	23	81
Tuesday	1/21/03	6:00 PM	2	46	1	0	0	0	0	0	0	0	1	0	0	20	70
Tuesday	1/21/03	6:15 PM	1	38	0	0	0	0	0	0	0	0	0	0	1	27	67
Tuesday	1/21/03	6:30 PM	1	27	0	0	1	0	0	0	0	0	0	0	0	25	54
Tuesday	1/21/03	6:45 PM	2	32	1	0	0	0	0	0	0	0	0	0	0	18	53
Tuesday	1/21/03	7:00 PM	0	32	1	0	0	0	0	0	0	0	0	0	0	30	63
Tuesday	1/21/03	7:15 PM	1	35	0	0	0	1	0	0	0	0	0	0	0	11	48
Tuesday	1/21/03	7:30 PM	2	24	1	0	0	0	0	0	0	0	0	0	0	14	41
Tuesday	1/21/03	7:45 PM	0	31	0	0	0	0	0	0	0	0	0	0	0	25	56
Tuesday	1/21/03	8:00 PM	0	19	0	0	0	0	0	0	0	0	0	0	0	13	32
Tuesday	1/21/03	8:15 PM	1	14	0	0	0	0	0	0	0	0	0	0	0	9	24
Tuesday	1/21/03	8:30 PM	1	20	1	0	0	0	0	0	0	0	0	0	0	21	43
Tuesday	1/21/03	8:45 PM	1	12	0	0	0	1	0	0	0	0	0	0	0	10	24
Tuesday	1/21/03	9:00 PM	0	18	0	0	0	0	0	0	0	0	0	0	0	16	34
Tuesday	1/21/03	9:15 PM	1	20	1	0	0	0	0	0	0	0	0	0	0	7	29
Tuesday	1/21/03	9:30 PM	2	13	0	0	0	0	0	0	1	0	0	0	0	17	33
Tuesday	1/21/03	9:45 PM	0	8	0	0	0	0	0	0	0	0	0	0	0	14	22
Tuesday	1/21/03	10:00 PM	0	17	1	0	0	0	0	0	0	0	0	0	0	11	29
Tuesday	1/21/03	10:15 PM	0	9	0	1	0	0	0	0	0	0	0	0	0	9	19
Tuesday	1/21/03	10:30 PM	0	5	0	0	0	0	0	0	0	0	0	0	0	11	16
Tuesday	1/21/03	10:45 PM	0	7	0	0	0	0	0	0	0	0	0	0	0	7	14
Tuesday	1/21/03	11:00 PM	0	5	0	0	0	0	0	0	0	0	0	0	0	6	11
Tuesday	1/21/03	11:15 PM	0	6	0	0	0	0	0	0	0	0	0	0	0	8	14
Tuesday	1/21/03	11:30 PM	1	4	0	0	0	0	0	0	0	0	0	0	0	7	12
Tuesday	1/21/03	11:45 PM	0	6	0	0	0	0	0	0	0	0	0	0	0	4	10
		Total	68	2169	87	12	20	14	0	3	2	1	1	0	5	1098	3480
Wednesday	1/22/03	12:00 AM	0	5	0	0	0	0	0	0	0	0	0	0	0	2	7
Wednesday	1/22/03	12:15 AM	0	3	0	0	0	0	0	0	0	0	0	0	0	4	7
Wednesday	1/22/03	12:30 AM	0	3	0	0	0	0	0	0	0	0	0	0	0	0	3
Wednesday	1/22/03	12:45 AM	0	3	0	0	0	0	0	0	0	0	0	0	0	3	6
Wednesday	1/22/03	1:00 AM	0	2	0	0	0	0	0	0	0	0	0	0	0	1	3

Portway
City of Bayonne, Hudson County

Start Date: 1/20/2003
Start Time: 3:45:00 PM
Site Code: 3-6
Station ID: 07976
Location : Avenue C
Avenue C-SB Lt-Lane

Day	Date	Time	Class 1	Class 2	Class 3	Class 4	Class 5	Class 6	Class 7	Class 8	Class 9	Class 10	Class 11	Class 12	Class 13	Class 14	Total
Wednesday	1/22/03	1:15 AM	0	1	1	0	0	0	0	0	0	0	0	0	0	1	3
Wednesday	1/22/03	1:30 AM	0	3	0	0	0	0	0	0	0	0	0	0	0	8	11
Wednesday	1/22/03	1:45 AM	0	5	0	0	0	0	0	0	0	0	0	0	0	0	5
Wednesday	1/22/03	2:00 AM	0	2	1	0	0	0	0	0	0	0	0	0	0	6	9
Wednesday	1/22/03	2:15 AM	0	2	0	0	0	0	0	0	0	0	0	0	0	0	2
Wednesday	1/22/03	2:30 AM	0	0	0	0	0	0	0	0	0	0	0	0	0	1	1
Wednesday	1/22/03	2:45 AM	0	0	0	0	0	0	0	0	0	0	0	0	0	2	2
Wednesday	1/22/03	3:00 AM	0	1	0	0	0	0	0	0	0	0	0	0	0	1	2
Wednesday	1/22/03	3:15 AM	0	2	0	0	0	0	0	0	0	0	0	0	0	3	5
Wednesday	1/22/03	3:30 AM	0	1	0	0	0	0	0	0	0	0	0	0	0	1	2
Wednesday	1/22/03	3:45 AM	0	0	0	0	0	0	0	0	0	0	0	0	0	2	2
Wednesday	1/22/03	4:00 AM	0	0	0	0	0	0	0	0	0	0	0	0	0	4	4
Wednesday	1/22/03	4:15 AM	0	1	0	0	0	0	0	0	0	0	0	0	0	2	3
Wednesday	1/22/03	4:30 AM	0	1	0	0	0	0	0	0	0	0	0	0	0	4	5
Wednesday	1/22/03	4:45 AM	0	3	0	0	0	0	0	0	0	0	0	0	0	4	7
Wednesday	1/22/03	5:00 AM	0	1	0	0	0	0	0	0	0	0	0	0	0	1	2
Wednesday	1/22/03	5:15 AM	0	1	1	0	0	0	0	0	0	0	0	0	0	3	5
Wednesday	1/22/03	5:30 AM	0	0	0	0	0	0	0	0	0	0	0	0	0	8	8
Wednesday	1/22/03	5:45 AM	0	2	0	0	0	0	0	0	0	0	0	0	0	4	6
Wednesday	1/22/03	6:00 AM	0	4	0	0	0	0	0	0	0	0	0	0	0	6	10
Wednesday	1/22/03	6:15 AM	0	1	0	0	0	0	0	0	0	0	0	0	0	13	14
Wednesday	1/22/03	6:30 AM	0	8	2	0	1	0	0	0	0	0	0	0	0	16	27
Wednesday	1/22/03	6:45 AM	0	7	0	0	0	0	0	0	0	0	0	0	0	12	19
Wednesday	1/22/03	7:00 AM	0	7	1	1	0	0	0	0	0	0	0	0	0	17	26
Wednesday	1/22/03	7:15 AM	0	5	1	0	0	1	0	0	0	0	0	0	0	22	29
Wednesday	1/22/03	7:30 AM	0	21	0	0	0	0	0	0	0	0	0	0	0	26	47
Wednesday	1/22/03	7:45 AM	0	11	1	1	0	0	0	0	0	0	0	0	0	31	44
Wednesday	1/22/03	8:00 AM	1	17	3	0	0	1	0	0	0	0	0	0	0	25	47
Wednesday	1/22/03	8:15 AM	1	15	3	1	1	0	0	0	0	0	0	0	1	36	58
Wednesday	1/22/03	8:30 AM	2	14	5	1	1	1	0	0	0	0	0	0	0	19	43
Wednesday	1/22/03	8:45 AM	0	27	2	0	0	0	0	1	0	0	0	0	0	29	59
Wednesday	1/22/03	9:00 AM	0	19	0	1	0	0	0	0	0	0	0	0	0	27	47
Wednesday	1/22/03	9:15 AM	2	21	0	0	0	0	0	0	0	0	0	0	0	23	46
Wednesday	1/22/03	9:30 AM	1	27	0	0	1	0	0	0	0	0	0	0	0	16	45
Wednesday	1/22/03	9:45 AM	0	25	6	0	1	0	0	0	0	0	0	0	0	9	41
Wednesday	1/22/03	10:00 AM	1	27	1	0	0	0	0	0	0	0	0	0	0	12	41
Wednesday	1/22/03	10:15 AM	0	26	3	0	1	0	0	0	0	0	0	0	0	5	35
Wednesday	1/22/03	10:30 AM	1	31	2	0	0	1	0	0	0	0	0	0	0	11	46
Wednesday	1/22/03	10:45 AM	0	38	2	0	0	0	0	0	0	0	0	0	0	9	49
Wednesday	1/22/03	11:00 AM	0	41	2	0	0	0	0	0	1	0	0	0	0	7	51
Wednesday	1/22/03	11:15 AM	1	29	4	0	0	1	0	0	0	0	0	0	0	8	43
Wednesday	1/22/03	11:30 AM	0	32	0	0	1	0	0	0	0	0	0	0	0	7	40
Wednesday	1/22/03	11:45 AM	0	35	2	0	0	0	0	0	0	0	0	0	0	11	48
Wednesday	1/22/03	12:00 PM	1	48	0	1	0	1	0	0	0	0	0	0	0	11	62
Wednesday	1/22/03	12:15 PM	1	36	0	0	0	0	0	0	0	0	0	0	1	13	51
Wednesday	1/22/03	12:30 PM	0	31	2	0	0	1	0	0	0	0	0	0	0	11	45
Wednesday	1/22/03	12:45 PM	1	32	0	1	1	0	0	0	0	0	0	0	0	10	45
Wednesday	1/22/03	1:00 PM	0	25	3	0	0	0	0	0	0	0	0	1	0	8	37
Wednesday	1/22/03	1:15 PM	0	39	1	0	0	1	0	0	0	0	0	0	0	9	50
Wednesday	1/22/03	1:30 PM	0	37	0	1	0	0	0	0	0	0	0	0	0	8	46
Wednesday	1/22/03	1:45 PM	1	31	0	0	1	0	0	0	0	0	0	0	0	12	45
Wednesday	1/22/03	2:00 PM	0	39	2	1	0	2	0	0	0	0	0	0	0	13	57
Wednesday	1/22/03	2:15 PM	0	39	0	0	0	0	0	0	0	0	0	0	1	16	56
Wednesday	1/22/03	2:30 PM	0	41	1	0	0	0	0	0	0	0	0	0	1	10	53
Wednesday	1/22/03	2:45 PM	2	53	0	1	1	0	1	0	0	0	0	0	0	10	68
Wednesday	1/22/03	3:00 PM	1	47	3	0	0	0	0	0	0	0	0	0	0	16	67
Wednesday	1/22/03	3:15 PM	1	58	3	0	0	0	0	0	0	0	0	0	0	14	76
Wednesday	1/22/03	3:30 PM	1	59	0	1	0	0	0	0	0	0	0	0	0	14	75
Wednesday	1/22/03	3:45 PM	1	48	1	0	0	0	0	0	0	0	0	0	0	30	80
Wednesday	1/22/03	4:00 PM	1	47	2	0	0	0	0	0	2	0	0	0	0	25	77
Wednesday	1/22/03	4:15 PM	2	60	1	0	0	1	0	0	1	0	0	0	0	23	88
Wednesday	1/22/03	4:30 PM	1	50	0	0	0	0	0	0	2	0	0	0	1	23	77
Wednesday	1/22/03	4:45 PM	3	66	0	0	0	1	0	0	0	0	0	0	0	22	92
Wednesday	1/22/03	5:00 PM	1	53	2	0	0	0	0	0	0	0	0	0	0	29	85
Wednesday	1/22/03	5:15 PM	3	51	0	1	0	0	0	0	0	0	0	0	2	31	83
Wednesday	1/22/03	5:30 PM	1	57	1	2	1	0	0	0	1	1	0	0	0	32	96
Wednesday	1/22/03	5:45 PM	1	47	2	0	0	0	0	0	0	1	0	0	0	26	77
Wednesday	1/22/03	6:00 PM	1	50	2	0	0	1	0	1	1	0	0	0	0	22	78

Portway
City of Bayonne, Hudson County

Start Date: 1/20/2003
Start Time: 3:45:00 PM
Site Code: 3-6
Station ID: 07976
Location : Avenue C
Avenue C-SB Lt-Lane

Day	Date	Time	Class 1	Class 2	Class 3	Class 4	Class 5	Class 6	Class 7	Class 8	Class 9	Class 10	Class 11	Class 12	Class 13	Class 14	Total
Wednesday	1/22/03	6:15 PM	3	43	0	0	0	0	0	0	0	0	0	0	0	25	71
Wednesday	1/22/03	6:30 PM	0	31	0	0	0	0	0	0	1	0	0	0	0	17	49
Wednesday	1/22/03	6:45 PM	2	25	1	0	0	1	0	0	1	0	0	0	0	14	44
Wednesday	1/22/03	7:00 PM	2	21	0	0	0	0	0	0	0	0	0	0	0	21	44
Wednesday	1/22/03	7:15 PM	0	34	0	0	0	1	1	0	0	0	0	0	0	24	60
Wednesday	1/22/03	7:30 PM	1	27	1	0	0	1	0	0	0	0	0	0	0	20	50
Wednesday	1/22/03	7:45 PM	0	16	0	1	1	0	0	0	0	0	0	0	0	29	47
Wednesday	1/22/03	8:00 PM	1	20	1	0	0	0	0	0	0	0	0	0	0	25	47
Wednesday	1/22/03	8:15 PM	0	12	0	0	0	0	0	0	0	0	0	0	0	12	24
Wednesday	1/22/03	8:30 PM	1	19	0	0	0	0	0	0	0	0	0	0	0	23	43
Wednesday	1/22/03	8:45 PM	1	8	0	0	0	0	0	0	0	0	0	0	0	24	33
Wednesday	1/22/03	9:00 PM	0	11	0	0	1	0	0	0	0	0	0	0	0	21	33
Wednesday	1/22/03	9:15 PM	1	15	1	0	0	0	0	0	0	0	0	0	0	13	30
Wednesday	1/22/03	9:30 PM	0	11	1	0	0	0	0	0	0	0	0	0	0	24	36
Wednesday	1/22/03	9:45 PM	0	9	0	0	0	0	0	0	0	0	0	0	0	17	26
Wednesday	1/22/03	10:00 PM	0	5	0	0	0	0	0	0	0	0	0	0	0	12	17
Wednesday	1/22/03	10:15 PM	1	2	0	0	0	0	0	0	0	0	0	0	0	11	14
Wednesday	1/22/03	10:30 PM	1	5	1	0	0	0	0	0	0	0	0	0	0	10	17
Wednesday	1/22/03	10:45 PM	0	2	0	0	0	0	0	0	0	0	0	0	0	14	16
Wednesday	1/22/03	11:00 PM	0	3	0	0	0	1	0	0	0	0	0	0	0	7	11
Wednesday	1/22/03	11:15 PM	0	3	0	0	0	0	0	0	0	0	0	0	0	10	13
Wednesday	1/22/03	11:30 PM	0	1	0	0	0	0	0	0	0	0	0	0	0	6	7
Wednesday	1/22/03	11:45 PM	0	4	0	0	0	0	0	0	0	0	0	0	0	4	8
		Total	48	2001	75	15	13	17	2	2	10	2	0	1	7	1283	3476
Thursday	1/23/03	12:00 AM	0	5	0	0	0	0	0	0	0	0	0	0	0	6	11
Thursday	1/23/03	12:15 AM	1	1	0	0	0	0	0	0	0	0	0	0	0	6	8
Thursday	1/23/03	12:30 AM	0	3	0	0	0	0	0	0	0	0	0	0	0	6	9
Thursday	1/23/03	12:45 AM	0	1	0	0	0	0	0	0	0	0	0	0	0	2	3
Thursday	1/23/03	1:00 AM	0	3	0	0	0	0	0	0	0	0	0	0	0	1	4
Thursday	1/23/03	1:15 AM	0	1	0	0	0	0	0	0	0	0	0	0	0	3	4
Thursday	1/23/03	1:30 AM	0	1	0	0	0	0	0	0	0	0	0	0	0	1	2
Thursday	1/23/03	1:45 AM	0	1	0	0	0	0	0	0	0	0	0	0	0	6	7
Thursday	1/23/03	2:00 AM	0	0	0	0	0	0	0	0	0	0	0	0	0	1	1
Thursday	1/23/03	2:15 AM	0	2	0	0	0	0	0	0	0	0	0	0	0	4	6
Thursday	1/23/03	2:30 AM	0	2	0	0	0	0	0	0	0	0	0	0	0	2	4
Thursday	1/23/03	2:45 AM	0	2	0	1	0	0	0	0	0	0	0	0	0	2	5
Thursday	1/23/03	3:00 AM	0	0	0	0	0	0	0	0	0	0	0	0	0	2	2
Thursday	1/23/03	3:15 AM	0	0	0	0	0	0	0	0	0	0	0	0	0	3	3
Thursday	1/23/03	3:30 AM	0	2	0	0	0	0	0	0	0	0	0	0	0	0	2
Thursday	1/23/03	3:45 AM	0	1	0	0	0	0	0	0	0	0	0	0	0	0	1
Thursday	1/23/03	4:00 AM	0	0	0	0	0	0	0	0	0	0	0	0	0	3	3
Thursday	1/23/03	4:15 AM	0	1	0	0	0	0	0	0	0	0	0	0	0	1	2
Thursday	1/23/03	4:30 AM	0	3	0	0	0	0	0	0	0	0	0	0	0	3	6
Thursday	1/23/03	4:45 AM	0	2	0	0	1	0	0	0	0	0	0	0	0	5	8
Thursday	1/23/03	5:00 AM	0	3	0	0	0	0	0	0	0	0	0	0	0	3	6
Thursday	1/23/03	5:15 AM	0	1	0	0	0	0	0	0	0	0	0	0	0	1	2
Thursday	1/23/03	5:30 AM	0	1	0	0	0	0	0	0	0	0	0	0	0	5	6
Thursday	1/23/03	5:45 AM	0	1	0	0	0	0	0	0	0	0	0	0	0	7	8
Thursday	1/23/03	6:00 AM	1	1	0	0	0	0	0	0	0	0	0	0	0	8	10
Thursday	1/23/03	6:15 AM	0	2	0	0	1	1	0	0	0	0	0	0	0	8	12
Thursday	1/23/03	6:30 AM	0	2	2	0	0	0	0	0	0	0	0	0	0	9	13
Thursday	1/23/03	6:45 AM	0	3	0	0	1	0	0	0	0	0	0	0	0	21	25
Thursday	1/23/03	7:00 AM	0	5	0	0	0	0	0	0	0	0	0	0	0	16	21
Thursday	1/23/03	7:15 AM	0	3	1	0	2	0	0	0	0	0	0	0	0	12	18
Thursday	1/23/03	7:30 AM	0	1	0	0	0	0	0	0	0	0	0	0	0	25	26
Thursday	1/23/03	7:45 AM	1	5	0	0	0	1	0	0	0	0	0	0	0	36	43
Thursday	1/23/03	8:00 AM	0	11	0	1	1	0	0	0	0	0	0	0	0	29	42
Thursday	1/23/03	8:15 AM	1	14	2	0	0	0	0	0	0	0	0	0	0	40	57
Thursday	1/23/03	8:30 AM	0	9	0	0	1	1	0	0	0	0	0	0	0	25	36
Thursday	1/23/03	8:45 AM	1	18	2	1	1	0	0	1	0	0	0	0	0	41	65
		Total	5	111	7	3	8	3	0	1	0	0	0	0	0	343	481

Portway
City of Bayonne, Hudson County

Start Date: 1/20/2003
Start Time: 3:45:00 PM
Site Code: 3-6
Station ID: 07976
Location : Avenue C
Avenue C-SB Rt-Lane

Day	Date	Time	Class 1	Class 2	Class 3	Class 4	Class 5	Class 6	Class 7	Class 8	Class 9	Class 10	Class 11	Class 12	Class 13	Class 14	Total
Monday	1/20/03	3:45 PM	0	59	2	1	1	0	0	0	0	0	0	0	0	1	64
Monday	1/20/03	4:00 PM	0	67	0	1	0	0	0	0	0	0	0	0	0	6	74
Monday	1/20/03	4:15 PM	0	59	0	1	1	0	0	0	0	0	0	0	0	5	66
Monday	1/20/03	4:30 PM	0	64	1	0	0	0	0	0	0	0	0	0	0	1	66
Monday	1/20/03	4:45 PM	0	55	0	2	0	0	0	0	0	0	0	0	0	0	57
Monday	1/20/03	5:00 PM	0	74	0	0	0	0	0	1	0	0	0	0	0	5	80
Monday	1/20/03	5:15 PM	0	73	1	1	0	0	0	0	0	0	0	0	0	5	80
Monday	1/20/03	5:30 PM	0	60	4	0	0	0	0	0	0	0	0	0	0	3	67
Monday	1/20/03	5:45 PM	0	50	0	1	0	0	0	0	0	0	0	0	0	8	59
Monday	1/20/03	6:00 PM	0	66	0	2	0	0	0	0	0	0	0	0	0	2	70
Monday	1/20/03	6:15 PM	0	46	0	1	0	0	0	0	0	0	0	0	0	4	51
Monday	1/20/03	6:30 PM	0	42	0	1	0	0	0	0	0	0	0	0	0	3	46
Monday	1/20/03	6:45 PM	0	49	1	2	0	0	0	0	0	0	0	0	0	4	56
Monday	1/20/03	7:00 PM	0	44	2	0	0	0	0	0	0	0	0	0	0	5	51
Monday	1/20/03	7:15 PM	0	30	0	1	0	0	0	0	0	0	0	0	0	3	34
Monday	1/20/03	7:30 PM	0	35	1	1	0	0	0	0	0	0	0	0	0	2	39
Monday	1/20/03	7:45 PM	0	25	2	0	0	0	0	0	0	0	0	0	0	2	29
Monday	1/20/03	8:00 PM	0	24	1	1	0	0	0	1	0	0	0	0	0	0	27
Monday	1/20/03	8:15 PM	0	31	0	0	0	0	0	0	0	0	0	0	0	0	31
Monday	1/20/03	8:30 PM	0	28	0	0	0	0	0	0	0	0	0	0	0	1	29
Monday	1/20/03	8:45 PM	0	21	1	1	0	0	0	0	0	0	0	0	0	2	25
Monday	1/20/03	9:00 PM	0	23	0	0	0	0	0	0	0	0	0	0	0	2	25
Monday	1/20/03	9:15 PM	0	18	0	0	0	0	0	0	0	0	0	0	0	3	21
Monday	1/20/03	9:30 PM	0	21	0	1	0	0	0	0	0	0	0	0	0	2	24
Monday	1/20/03	9:45 PM	0	12	0	0	0	0	0	0	0	0	0	0	0	1	13
Monday	1/20/03	10:00 PM	0	14	0	0	0	0	0	0	0	0	0	0	0	1	15
Monday	1/20/03	10:15 PM	0	7	0	1	0	0	0	0	0	0	0	0	0	1	9
Monday	1/20/03	10:30 PM	0	12	1	0	0	0	0	0	0	0	0	0	0	0	13
Monday	1/20/03	10:45 PM	0	5	0	0	0	0	0	0	0	0	0	0	0	3	8
Monday	1/20/03	11:00 PM	0	11	0	1	0	0	0	0	0	0	0	0	0	2	14
Monday	1/20/03	11:15 PM	0	12	0	0	0	0	0	0	0	0	0	0	0	0	12
Monday	1/20/03	11:30 PM	0	10	0	0	0	0	0	0	0	0	0	0	0	1	11
Monday	1/20/03	11:45 PM	0	4	0	1	0	0	0	0	0	0	0	0	0	0	5
		Total	0	1151	17	21	2	0	0	2	0	0	0	0	0	78	1271
Tuesday	1/21/03	12:00 AM	0	3	0	0	0	0	0	0	0	0	0	0	0	0	3
Tuesday	1/21/03	12:15 AM	0	4	0	0	0	0	0	0	0	0	0	0	0	1	5
Tuesday	1/21/03	12:30 AM	0	2	0	1	0	0	0	0	0	0	0	0	0	0	3
Tuesday	1/21/03	12:45 AM	0	2	0	0	0	0	0	0	0	0	0	0	0	1	3
Tuesday	1/21/03	1:00 AM	0	3	0	0	0	0	0	0	0	0	0	0	0	1	4
Tuesday	1/21/03	1:15 AM	0	2	0	0	0	0	0	0	0	0	0	0	0	1	3
Tuesday	1/21/03	1:30 AM	0	0	0	0	0	0	0	0	0	0	0	0	0	0	0
Tuesday	1/21/03	1:45 AM	0	1	0	0	0	0	0	0	0	0	0	0	0	0	1
Tuesday	1/21/03	2:00 AM	0	2	0	0	0	0	0	0	0	0	0	0	0	0	2
Tuesday	1/21/03	2:15 AM	0	2	0	0	0	0	0	0	0	0	0	0	0	0	2
Tuesday	1/21/03	2:30 AM	0	1	0	0	0	0	0	0	0	0	0	0	0	0	1
Tuesday	1/21/03	2:45 AM	0	1	0	0	0	0	0	0	0	0	0	0	0	0	1
Tuesday	1/21/03	3:00 AM	0	0	0	0	0	0	0	0	0	0	0	0	0	0	0
Tuesday	1/21/03	3:15 AM	0	0	0	0	0	0	0	0	0	0	0	0	0	0	0
Tuesday	1/21/03	3:30 AM	0	2	0	0	0	0	0	0	0	0	0	0	0	0	2
Tuesday	1/21/03	3:45 AM	0	1	0	0	0	0	0	0	0	0	0	0	0	0	1
Tuesday	1/21/03	4:00 AM	0	0	0	0	0	0	0	0	0	0	0	0	0	0	0
Tuesday	1/21/03	4:15 AM	0	0	0	0	0	0	0	0	0	0	0	0	0	0	0
Tuesday	1/21/03	4:30 AM	0	2	0	0	0	0	0	0	0	0	0	0	0	1	3
Tuesday	1/21/03	4:45 AM	0	3	0	0	0	0	0	0	0	0	0	0	0	0	3
Tuesday	1/21/03	5:00 AM	0	0	0	0	1	0	0	0	0	0	0	0	0	0	1
Tuesday	1/21/03	5:15 AM	0	2	0	1	0	2	0	0	0	0	0	0	0	1	6
Tuesday	1/21/03	5:30 AM	0	3	0	1	0	0	0	0	0	0	0	0	0	0	4
Tuesday	1/21/03	5:45 AM	0	5	0	1	0	0	0	0	0	0	0	0	0	1	7
Tuesday	1/21/03	6:00 AM	0	8	0	1	0	0	0	0	0	0	0	0	0	2	11
Tuesday	1/21/03	6:15 AM	0	6	1	2	0	0	0	0	0	0	0	0	0	0	9
Tuesday	1/21/03	6:30 AM	0	10	1	3	0	0	0	0	0	0	0	0	0	1	15
Tuesday	1/21/03	6:45 AM	0	10	0	2	0	0	0	0	0	0	0	0	0	2	14
Tuesday	1/21/03	7:00 AM	0	9	0	3	0	0	0	0	0	0	0	0	0	2	14
Tuesday	1/21/03	7:15 AM	0	12	0	0	0	0	0	0	0	0	0	0	0	3	15
Tuesday	1/21/03	7:30 AM	0	24	0	3	0	0	0	0	0	0	0	0	0	7	34
Tuesday	1/21/03	7:45 AM	0	25	0	1	1	1	0	0	0	0	0	0	0	6	34
Tuesday	1/21/03	8:00 AM	0	42	1	0	1	0	0	0	0	1	0	0	0	5	50
Tuesday	1/21/03	8:15 AM	0	39	0	1	2	0	0	0	0	0	0	0	0	9	51

Portway
City of Bayonne, Hudson County

Start Date: 1/20/2003
Start Time: 3:45:00 PM
Site Code: 3-6
Station ID: 07976
Location : Avenue C
Avenue C-SB Rt-Lane

Day	Date	Time	Class 1	Class 2	Class 3	Class 4	Class 5	Class 6	Class 7	Class 8	Class 9	Class 10	Class 11	Class 12	Class 13	Class 14	Total
Tuesday	1/21/03	8:30 AM	0	29	1	2	2	0	0	0	0	0	0	0	0	6	40
Tuesday	1/21/03	8:45 AM	0	45	0	0	0	0	0	0	0	0	0	0	0	3	48
Tuesday	1/21/03	9:00 AM	0	43	1	1	1	1	0	0	0	0	0	0	0	5	52
Tuesday	1/21/03	9:15 AM	0	34	2	1	0	0	0	0	0	0	0	0	0	3	40
Tuesday	1/21/03	9:30 AM	0	34	0	0	0	0	0	0	0	0	0	0	0	1	35
Tuesday	1/21/03	9:45 AM	0	31	2	1	0	0	0	0	0	0	0	0	0	4	38
Tuesday	1/21/03	10:00 AM	0	36	0	0	1	0	0	0	0	0	0	0	0	1	38
Tuesday	1/21/03	10:15 AM	0	30	2	0	3	0	0	0	0	0	0	0	0	4	39
Tuesday	1/21/03	10:30 AM	0	41	1	0	1	0	0	0	0	0	0	0	0	2	45
Tuesday	1/21/03	10:45 AM	0	31	1	0	0	0	0	0	0	0	0	0	0	3	35
Tuesday	1/21/03	11:00 AM	0	33	1	0	0	0	0	0	0	0	0	0	0	3	37
Tuesday	1/21/03	11:15 AM	0	32	2	0	1	0	0	0	0	0	0	0	0	1	36
Tuesday	1/21/03	11:30 AM	1	49	2	1	0	0	0	0	0	0	0	0	0	0	53
Tuesday	1/21/03	11:45 AM	0	35	0	1	0	0	0	0	0	0	0	0	0	4	40
Tuesday	1/21/03	12:00 PM	0	41	0	0	0	0	0	1	0	0	0	0	0	0	42
Tuesday	1/21/03	12:15 PM	0	43	1	0	1	0	0	0	0	0	0	0	0	0	45
Tuesday	1/21/03	12:30 PM	0	36	2	1	0	0	0	0	0	0	0	1	0	2	42
Tuesday	1/21/03	12:45 PM	0	47	2	0	0	0	0	0	0	0	0	0	0	0	49
Tuesday	1/21/03	1:00 PM	0	50	0	1	1	0	0	0	0	0	0	0	0	2	54
Tuesday	1/21/03	1:15 PM	0	46	2	0	0	0	0	0	0	0	0	0	0	0	48
Tuesday	1/21/03	1:30 PM	0	46	2	1	1	0	0	0	0	0	0	0	0	2	52
Tuesday	1/21/03	1:45 PM	0	41	3	1	1	0	0	0	0	0	0	0	0	1	47
Tuesday	1/21/03	2:00 PM	1	47	1	0	1	0	0	1	0	0	0	0	0	1	52
Tuesday	1/21/03	2:15 PM	0	55	0	0	0	0	0	0	0	0	0	0	0	2	57
Tuesday	1/21/03	2:30 PM	0	52	1	1	0	0	0	0	0	1	0	0	0	3	58
Tuesday	1/21/03	2:45 PM	0	59	0	0	0	0	0	0	0	0	0	0	0	2	61
Tuesday	1/21/03	3:00 PM	0	70	0	1	1	0	0	0	0	1	0	0	0	3	76
Tuesday	1/21/03	3:15 PM	1	58	1	0	3	0	0	0	0	0	0	0	0	2	65
Tuesday	1/21/03	3:30 PM	0	65	2	1	0	0	0	0	0	0	0	0	0	4	72
Tuesday	1/21/03	3:45 PM	0	73	0	0	0	0	0	0	0	0	0	0	0	6	79
Tuesday	1/21/03	4:00 PM	0	57	0	2	0	0	0	0	0	0	0	0	0	8	67
Tuesday	1/21/03	4:15 PM	0	76	2	1	0	0	0	0	0	0	0	0	0	3	82
Tuesday	1/21/03	4:30 PM	0	71	1	1	0	0	0	0	0	0	0	0	0	4	77
Tuesday	1/21/03	4:45 PM	0	82	0	0	0	0	0	0	0	0	0	0	0	8	90
Tuesday	1/21/03	5:00 PM	1	93	1	2	1	0	0	0	0	0	0	0	0	2	100
Tuesday	1/21/03	5:15 PM	0	76	1	1	0	0	0	0	0	0	0	0	0	11	89
Tuesday	1/21/03	5:30 PM	0	69	0	2	0	0	0	0	0	0	0	0	0	3	74
Tuesday	1/21/03	5:45 PM	0	72	0	2	0	0	0	0	0	0	0	0	0	3	77
Tuesday	1/21/03	6:00 PM	0	53	1	3	0	0	0	0	0	0	0	0	0	3	60
Tuesday	1/21/03	6:15 PM	0	50	1	0	0	0	0	0	0	0	0	0	0	8	59
Tuesday	1/21/03	6:30 PM	0	38	0	1	0	0	0	0	0	0	0	0	0	5	44
Tuesday	1/21/03	6:45 PM	0	51	0	1	0	0	0	0	0	0	0	0	0	3	55
Tuesday	1/21/03	7:00 PM	0	51	0	1	0	0	0	0	0	0	0	0	0	5	57
Tuesday	1/21/03	7:15 PM	0	28	3	0	0	0	0	0	0	0	0	0	0	1	32
Tuesday	1/21/03	7:30 PM	0	30	0	1	0	0	0	0	0	0	0	0	0	5	36
Tuesday	1/21/03	7:45 PM	0	34	0	0	0	0	0	0	0	0	0	0	0	2	36
Tuesday	1/21/03	8:00 PM	0	32	0	1	0	0	0	0	0	0	0	0	0	4	37
Tuesday	1/21/03	8:15 PM	0	27	0	0	0	0	0	0	0	0	0	0	0	3	30
Tuesday	1/21/03	8:30 PM	0	26	0	1	0	0	0	0	0	0	0	0	0	3	30
Tuesday	1/21/03	8:45 PM	0	21	0	1	0	0	0	0	0	0	0	0	0	3	25
Tuesday	1/21/03	9:00 PM	0	28	1	0	0	0	0	0	0	0	0	0	0	4	33
Tuesday	1/21/03	9:15 PM	0	25	0	0	0	0	0	0	0	0	0	0	0	0	25
Tuesday	1/21/03	9:30 PM	0	14	0	1	0	0	0	0	0	0	0	0	0	6	21
Tuesday	1/21/03	9:45 PM	0	15	0	0	0	0	0	0	0	0	0	0	0	1	16
Tuesday	1/21/03	10:00 PM	0	14	0	0	0	0	0	0	0	0	0	0	0	1	15
Tuesday	1/21/03	10:15 PM	0	11	0	1	0	0	0	0	0	0	0	0	0	3	15
Tuesday	1/21/03	10:30 PM	0	18	0	0	0	0	0	0	0	0	0	0	0	1	19
Tuesday	1/21/03	10:45 PM	0	4	0	0	0	0	0	0	0	0	0	0	0	1	5
Tuesday	1/21/03	11:00 PM	0	7	0	1	0	0	0	0	0	0	0	0	0	1	9
Tuesday	1/21/03	11:15 PM	0	5	0	0	0	0	0	0	0	0	0	0	0	2	7
Tuesday	1/21/03	11:30 PM	0	8	0	0	0	0	0	0	0	0	0	0	0	1	9
Tuesday	1/21/03	11:45 PM	0	4	0	1	0	0	0	0	0	0	0	0	0	0	5
Total			4	2748	46	59	24	4	0	2	0	3	0	1	0	222	3113
Wednesday	1/22/03	12:00 AM	0	3	0	0	0	0	0	0	0	0	0	0	0	0	3
Wednesday	1/22/03	12:15 AM	0	0	0	0	0	0	0	0	0	0	0	0	0	0	0
Wednesday	1/22/03	12:30 AM	0	1	0	1	0	0	0	0	0	0	0	0	0	1	3
Wednesday	1/22/03	12:45 AM	0	5	0	0	0	0	0	0	0	0	0	0	0	0	5
Wednesday	1/22/03	1:00 AM	0	1	0	0	0	0	0	0	0	0	0	0	0	0	1

Portway
City of Bayonne, Hudson County

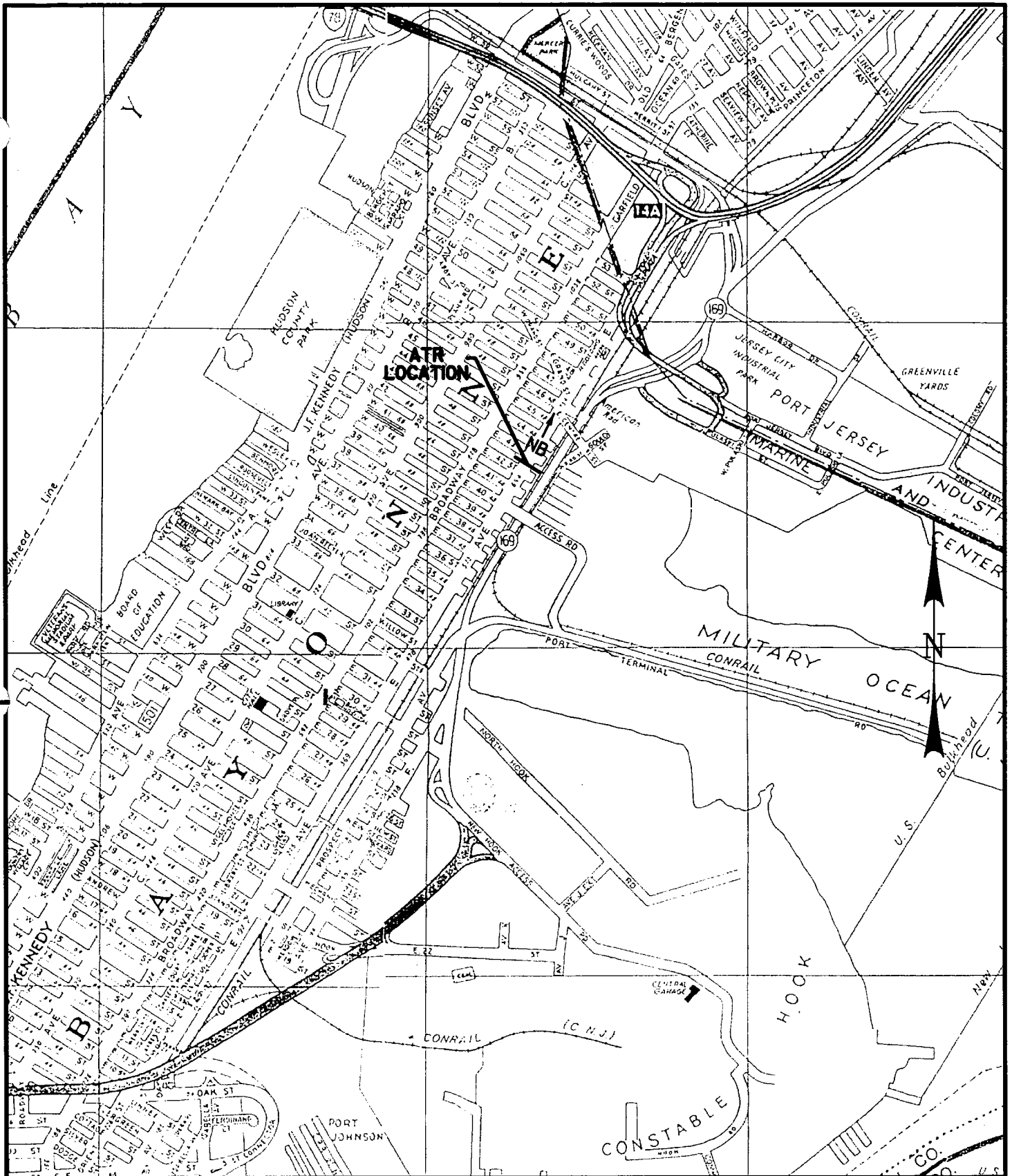
Start Date: 1/20/2003
Start Time: 3:45:00 PM
Site Code: 3-6
Station ID: 07976
Location : Avenue C
Avenue C-SB Rt-Lane

Day	Date	Time	Class 1	Class 2	Class 3	Class 4	Class 5	Class 6	Class 7	Class 8	Class 9	Class 10	Class 11	Class 12	Class 13	Class 14	Total
Wednesday	1/22/03	1:15 AM	0	2	0	0	0	0	0	0	0	0	0	0	0	0	2
Wednesday	1/22/03	1:30 AM	0	3	0	0	0	0	0	0	0	0	0	0	0	1	4
Wednesday	1/22/03	1:45 AM	0	2	0	0	0	0	0	0	0	0	0	0	0	0	2
Wednesday	1/22/03	2:00 AM	0	5	0	0	0	0	0	0	0	0	0	0	0	0	5
Wednesday	1/22/03	2:15 AM	0	1	0	0	0	0	0	0	0	0	0	0	0	1	2
Wednesday	1/22/03	2:30 AM	0	0	0	0	0	0	0	0	0	0	0	0	0	0	0
Wednesday	1/22/03	2:45 AM	0	0	0	0	0	0	0	0	0	0	0	0	0	0	0
Wednesday	1/22/03	3:00 AM	0	0	0	0	0	0	0	0	0	0	0	0	0	0	0
Wednesday	1/22/03	3:15 AM	0	0	0	0	0	0	0	0	0	0	0	0	0	0	0
Wednesday	1/22/03	3:30 AM	0	0	0	0	0	0	0	0	0	0	0	0	0	1	1
Wednesday	1/22/03	3:45 AM	0	0	0	0	0	0	0	0	0	0	0	0	0	0	0
Wednesday	1/22/03	4:00 AM	0	1	0	0	0	0	0	0	0	0	0	0	0	0	1
Wednesday	1/22/03	4:15 AM	0	0	0	0	0	0	0	0	0	0	0	0	0	0	0
Wednesday	1/22/03	4:30 AM	0	3	0	0	0	0	0	0	0	0	0	0	0	1	4
Wednesday	1/22/03	4:45 AM	0	0	0	0	1	0	0	0	0	0	0	0	0	1	2
Wednesday	1/22/03	5:00 AM	0	1	0	0	2	0	0	0	0	0	0	0	0	0	3
Wednesday	1/22/03	5:15 AM	0	3	0	1	0	0	0	0	0	0	0	0	0	0	4
Wednesday	1/22/03	5:30 AM	0	4	0	2	0	0	0	0	0	0	0	0	0	1	7
Wednesday	1/22/03	5:45 AM	0	4	0	0	0	0	0	0	0	0	0	0	0	3	7
Wednesday	1/22/03	6:00 AM	0	3	0	1	0	0	0	0	0	0	0	0	0	0	4
Wednesday	1/22/03	6:15 AM	0	5	0	2	0	0	0	0	0	0	0	0	0	0	7
Wednesday	1/22/03	6:30 AM	0	7	0	4	0	0	0	0	0	0	0	0	0	1	12
Wednesday	1/22/03	6:45 AM	0	14	1	2	0	0	0	0	0	0	0	0	0	1	18
Wednesday	1/22/03	7:00 AM	0	15	0	4	0	0	0	0	0	0	0	0	0	3	22
Wednesday	1/22/03	7:15 AM	0	9	1	0	0	0	0	0	0	0	0	0	0	1	11
Wednesday	1/22/03	7:30 AM	0	25	2	4	1	0	0	0	0	0	0	0	0	3	35
Wednesday	1/22/03	7:45 AM	0	27	1	1	0	0	0	0	0	0	0	0	0	6	35
Wednesday	1/22/03	8:00 AM	1	34	0	1	0	0	0	0	0	0	0	0	0	9	45
Wednesday	1/22/03	8:15 AM	0	43	1	0	2	0	0	0	0	0	0	0	0	10	56
Wednesday	1/22/03	8:30 AM	0	29	1	1	0	0	0	0	0	0	0	0	0	3	34
Wednesday	1/22/03	8:45 AM	0	34	3	0	0	0	0	0	0	0	0	0	0	5	42
Wednesday	1/22/03	9:00 AM	0	38	1	1	0	0	0	0	0	0	0	0	0	4	44
Wednesday	1/22/03	9:15 AM	0	20	0	1	0	0	0	0	0	0	0	0	0	5	26
Wednesday	1/22/03	9:30 AM	0	30	1	0	1	0	0	0	0	0	0	0	0	1	33
Wednesday	1/22/03	9:45 AM	0	19	2	0	1	0	0	0	0	0	0	0	0	3	25
Wednesday	1/22/03	10:00 AM	0	41	1	0	0	0	0	0	0	0	0	0	0	2	44
Wednesday	1/22/03	10:15 AM	1	36	1	1	0	0	0	0	0	0	0	0	0	2	41
Wednesday	1/22/03	10:30 AM	0	40	4	0	0	0	0	0	0	0	0	0	0	1	45
Wednesday	1/22/03	10:45 AM	0	29	0	0	0	0	0	0	0	0	0	0	0	3	32
Wednesday	1/22/03	11:00 AM	0	37	0	0	1	0	0	0	0	0	0	0	0	2	40
Wednesday	1/22/03	11:15 AM	0	38	0	0	0	0	0	0	0	0	0	0	0	0	38
Wednesday	1/22/03	11:30 AM	0	32	3	0	0	0	0	0	0	0	0	0	0	1	36
Wednesday	1/22/03	11:45 AM	0	33	1	0	0	0	0	0	0	0	0	0	0	2	36
Wednesday	1/22/03	12:00 PM	0	37	0	1	0	0	0	0	0	0	0	0	0	2	40
Wednesday	1/22/03	12:15 PM	0	29	1	0	1	0	0	0	0	0	0	0	0	4	35
Wednesday	1/22/03	12:30 PM	0	41	1	1	1	0	0	0	0	0	0	0	0	0	44
Wednesday	1/22/03	12:45 PM	0	38	2	1	1	0	0	0	0	0	0	0	0	3	45
Wednesday	1/22/03	1:00 PM	1	34	3	0	0	0	0	0	0	0	0	0	0	0	38
Wednesday	1/22/03	1:15 PM	0	34	1	0	0	0	0	0	0	0	0	0	0	2	37
Wednesday	1/22/03	1:30 PM	0	46	0	0	0	0	0	0	0	0	0	0	0	3	49
Wednesday	1/22/03	1:45 PM	0	35	0	0	0	0	0	0	0	0	0	0	0	2	37
Wednesday	1/22/03	2:00 PM	0	53	0	0	1	0	0	0	0	0	0	0	0	4	58
Wednesday	1/22/03	2:15 PM	0	48	1	0	1	0	0	0	0	0	0	0	0	2	52
Wednesday	1/22/03	2:30 PM	0	55	1	1	0	0	0	0	0	0	0	0	0	1	58
Wednesday	1/22/03	2:45 PM	1	66	0	0	1	0	0	0	0	0	0	0	0	4	72
Wednesday	1/22/03	3:00 PM	0	71	1	1	1	0	0	0	0	0	0	0	0	2	76
Wednesday	1/22/03	3:15 PM	0	65	1	2	1	0	0	0	0	0	0	0	0	4	73
Wednesday	1/22/03	3:30 PM	0	55	0	1	1	0	0	0	0	0	0	0	0	3	60
Wednesday	1/22/03	3:45 PM	0	53	1	0	0	0	0	0	0	0	0	0	0	6	60
Wednesday	1/22/03	4:00 PM	1	55	0	2	0	0	0	0	0	0	0	0	0	5	63
Wednesday	1/22/03	4:15 PM	0	65	1	1	0	0	0	0	0	0	0	1	0	2	70
Wednesday	1/22/03	4:30 PM	0	68	0	4	0	0	0	0	0	0	0	0	0	7	79
Wednesday	1/22/03	4:45 PM	0	81	2	0	0	0	0	0	0	0	0	0	0	3	86
Wednesday	1/22/03	5:00 PM	0	72	0	2	0	0	0	0	0	0	0	0	0	5	79
Wednesday	1/22/03	5:15 PM	0	61	0	1	1	0	0	0	0	0	0	0	0	7	70
Wednesday	1/22/03	5:30 PM	0	78	0	2	0	0	0	0	0	0	0	0	0	4	84
Wednesday	1/22/03	5:45 PM	0	76	0	1	0	0	0	0	0	0	0	0	0	11	88
Wednesday	1/22/03	6:00 PM	0	56	1	3	0	0	0	0	0	0	0	0	0	4	64

Portway
City of Bayonne, Hudson County

Start Date: 1/20/2003
Start Time: 3:45:00 PM
Site Code: 3-6
Station ID: 07976
Location : Avenue C
Avenue C-SB Rt-Lane

Day	Date	Time	Class 1	Class 2	Class 3	Class 4	Class 5	Class 6	Class 7	Class 8	Class 9	Class 10	Class 11	Class 12	Class 13	Class 14	Total
Wednesday	1/22/03	6:15 PM	0	58	0	2	1	0	0	0	0	0	0	0	0	5	66
Wednesday	1/22/03	6:30 PM	0	51	2	3	0	0	0	0	0	0	0	0	0	5	61
Wednesday	1/22/03	6:45 PM	0	44	1	2	0	0	0	0	0	0	0	0	0	7	54
Wednesday	1/22/03	7:00 PM	0	40	0	1	0	0	0	0	0	0	0	0	0	1	42
Wednesday	1/22/03	7:15 PM	0	35	1	1	0	0	0	0	0	0	0	0	0	5	42
Wednesday	1/22/03	7:30 PM	0	36	0	1	0	0	0	0	0	0	0	0	0	4	41
Wednesday	1/22/03	7:45 PM	0	27	0	0	0	0	0	0	0	0	0	0	0	4	31
Wednesday	1/22/03	8:00 PM	1	21	0	1	0	0	0	0	0	0	0	0	0	5	28
Wednesday	1/22/03	8:15 PM	0	25	0	0	0	0	0	0	0	0	0	0	0	1	26
Wednesday	1/22/03	8:30 PM	0	23	1	0	0	0	0	0	0	0	0	0	0	3	27
Wednesday	1/22/03	8:45 PM	0	30	1	1	0	0	0	0	0	0	0	0	0	4	36
Wednesday	1/22/03	9:00 PM	0	21	0	0	0	0	0	0	0	0	0	0	0	1	22
Wednesday	1/22/03	9:15 PM	1	22	0	0	0	0	0	0	0	0	0	0	0	0	23
Wednesday	1/22/03	9:30 PM	0	20	0	1	0	0	0	0	0	0	0	0	0	4	25
Wednesday	1/22/03	9:45 PM	0	12	0	0	0	0	0	0	0	0	0	0	0	3	15
Wednesday	1/22/03	10:00 PM	0	18	0	0	0	0	0	0	0	0	0	0	0	2	20
Wednesday	1/22/03	10:15 PM	0	14	0	1	0	0	0	0	0	0	0	0	0	3	18
Wednesday	1/22/03	10:30 PM	0	11	0	0	0	0	0	0	0	0	0	0	0	2	13
Wednesday	1/22/03	10:45 PM	0	8	0	0	0	0	0	0	0	0	0	0	0	3	11
Wednesday	1/22/03	11:00 PM	0	10	0	1	0	0	0	0	0	0	0	0	0	5	16
Wednesday	1/22/03	11:15 PM	0	8	0	0	0	0	0	0	0	0	0	0	0	0	8
Wednesday	1/22/03	11:30 PM	0	7	0	0	0	0	0	0	0	0	0	0	0	1	8
Wednesday	1/22/03	11:45 PM	0	4	0	1	0	0	0	0	0	0	0	0	0	1	6
		Total	7	2594	47	67	20	0	0	0	0	0	0	1	0	237	2973
Thursday	1/23/03	12:00 AM	0	4	0	0	0	0	0	0	0	0	0	0	0	0	4
Thursday	1/23/03	12:15 AM	0	7	0	0	0	0	0	0	0	0	0	0	0	0	7
Thursday	1/23/03	12:30 AM	0	6	0	1	0	0	0	0	0	0	0	0	0	0	7
Thursday	1/23/03	12:45 AM	0	3	0	0	0	0	0	0	0	0	0	0	0	1	4
Thursday	1/23/03	1:00 AM	0	1	0	0	0	0	0	0	0	0	0	0	0	0	1
Thursday	1/23/03	1:15 AM	0	3	0	0	0	0	0	0	0	0	0	0	0	1	4
Thursday	1/23/03	1:30 AM	0	4	0	0	0	0	0	0	0	0	0	0	0	0	4
Thursday	1/23/03	1:45 AM	0	1	0	0	0	0	0	0	0	0	0	0	0	1	2
Thursday	1/23/03	2:00 AM	0	1	0	0	0	0	0	0	0	0	0	0	0	1	2
Thursday	1/23/03	2:15 AM	0	0	0	0	0	0	0	0	0	0	0	0	0	0	0
Thursday	1/23/03	2:30 AM	0	2	0	0	0	0	0	0	0	0	0	0	0	1	3
Thursday	1/23/03	2:45 AM	0	0	0	0	0	0	0	0	0	0	0	0	0	0	0
Thursday	1/23/03	3:00 AM	0	0	0	0	0	0	0	0	0	0	0	0	0	2	2
Thursday	1/23/03	3:15 AM	0	0	0	0	0	0	0	0	0	0	0	0	0	0	0
Thursday	1/23/03	3:30 AM	0	0	0	0	0	0	0	0	0	0	0	0	0	0	0
Thursday	1/23/03	3:45 AM	0	2	0	0	0	0	0	0	0	0	0	0	0	0	2
Thursday	1/23/03	4:00 AM	0	0	0	0	0	0	0	0	0	0	0	0	0	0	0
Thursday	1/23/03	4:15 AM	0	2	0	0	0	0	0	0	0	0	0	0	0	0	2
Thursday	1/23/03	4:30 AM	0	0	0	0	0	0	0	0	0	0	0	0	0	0	0
Thursday	1/23/03	4:45 AM	0	0	0	0	0	0	0	0	0	0	0	0	0	0	0
Thursday	1/23/03	5:00 AM	0	2	0	0	1	0	0	0	0	0	0	0	0	0	3
Thursday	1/23/03	5:15 AM	0	1	0	1	0	1	0	0	0	0	0	0	0	0	3
Thursday	1/23/03	5:30 AM	0	2	0	1	0	0	0	0	0	0	0	0	0	0	3
Thursday	1/23/03	5:45 AM	0	3	0	1	0	0	0	0	0	0	0	0	0	1	5
Thursday	1/23/03	6:00 AM	0	6	0	1	0	0	0	0	0	0	0	0	0	1	8
Thursday	1/23/03	6:15 AM	0	6	0	2	0	0	0	0	0	0	0	0	0	1	9
Thursday	1/23/03	6:30 AM	1	5	0	4	0	0	0	0	0	0	0	0	0	2	12
Thursday	1/23/03	6:45 AM	0	11	1	3	1	0	0	0	0	0	0	0	0	3	19
Thursday	1/23/03	7:00 AM	0	12	0	4	0	0	0	0	0	0	0	0	0	4	20
Thursday	1/23/03	7:15 AM	0	13	0	0	0	0	0	0	0	0	0	0	0	5	18
Thursday	1/23/03	7:30 AM	0	14	0	4	0	0	0	0	0	0	0	0	0	4	22
Thursday	1/23/03	7:45 AM	0	29	0	0	0	0	0	0	0	0	0	0	0	7	36
Thursday	1/23/03	8:00 AM	0	33	2	3	0	0	0	0	0	0	0	0	0	7	45
Thursday	1/23/03	8:15 AM	1	48	1	0	0	0	0	0	0	0	0	0	0	5	55
Thursday	1/23/03	8:30 AM	0	43	3	1	1	0	0	0	0	0	0	0	0	5	53
Thursday	1/23/03	8:45 AM	0	29	0	1	1	0	0	0	0	0	0	0	0	16	47
		Total	2	293	7	27	4	1	0	0	0	0	0	0	0	68	402



Malick & Scherer, P.C. ——— *M&S* ———
 Consulting Engineers
 Construction Inspectors

One Salem Square, 295 Route 22 East, Whitehouse Station, New Jersey 08889
 Phone (908) 534-4995 Fax (908) 534-0507

ATR LOCATION MAP	
E AVENUE NORTH OF W 42 STREET	
PORTWAY EXTENSION CONCEPT DEVELOPMENT AND CSM STUDY	
NOT TO SCALE	DATE: 4/2/03

Portway
City of Bayonne, Hudson County

Start Date: 1/20/2003
Start Time: 10:00:00 AM
Site Code: 5-1
Station ID: 08683
Location : Avenue E
Avenue E-NB

Day	Date	Time	Class 1	Class 2	Class 3	Class 4	Class 5	Class 6	Class 7	Class 8	Class 9	Class 10	Class 11	Class 12	Class 13	Class 14	Total
Monday	1/20/03	10:00 AM	1	62	8	0	0	1	0	0	0	0	0	0	0	10	82
Monday	1/20/03	10:15 AM	0	77	8	0	1	0	0	1	0	0	0	0	0	2	89
Monday	1/20/03	10:30 AM	0	90	6	0	2	0	0	0	0	0	0	0	0	3	101
Monday	1/20/03	10:45 AM	0	78	2	0	2	1	1	0	0	0	0	0	0	4	88
Monday	1/20/03	11:00 AM	0	94	9	0	1	1	0	0	1	0	0	0	0	2	108
Monday	1/20/03	11:15 AM	0	97	2	0	1	0	0	1	0	0	0	0	0	3	104
Monday	1/20/03	11:30 AM	0	98	3	0	0	0	0	1	0	0	0	0	0	2	104
Monday	1/20/03	11:45 AM	0	83	3	0	0	0	0	0	0	0	0	0	0	2	88
Monday	1/20/03	12:00 PM	0	92	2	0	1	0	0	0	0	0	0	0	0	2	97
Monday	1/20/03	12:15 PM	0	101	6	0	1	0	0	0	0	0	0	0	0	3	111
Monday	1/20/03	12:30 PM	0	105	13	0	1	0	0	0	0	0	0	0	0	3	122
Monday	1/20/03	12:45 PM	0	93	7	0	2	0	1	0	1	0	1	0	0	6	111
Monday	1/20/03	1:00 PM	0	95	8	0	2	0	0	0	0	0	0	0	1	6	112
Monday	1/20/03	1:15 PM	0	99	8	0	0	1	0	0	0	0	0	0	0	7	115
Monday	1/20/03	1:30 PM	1	99	6	0	0	1	0	0	0	0	0	0	0	5	112
Monday	1/20/03	1:45 PM	1	101	6	0	2	0	0	0	1	0	0	0	0	7	118
Monday	1/20/03	2:00 PM	0	94	6	0	2	0	0	0	0	0	0	0	0	4	106
Monday	1/20/03	2:15 PM	0	103	1	1	2	1	0	0	0	0	2	0	0	3	113
Monday	1/20/03	2:30 PM	0	87	11	0	0	0	0	0	1	1	0	0	0	5	105
Monday	1/20/03	2:45 PM	0	94	6	0	0	0	0	0	0	0	0	0	0	3	103
Monday	1/20/03	3:00 PM	0	110	5	0	0	1	0	0	0	0	0	0	0	6	122
Monday	1/20/03	3:15 PM	0	96	11	0	1	1	0	0	0	0	0	0	0	1	110
Monday	1/20/03	3:30 PM	1	103	13	0	1	0	0	0	0	0	0	0	0	2	120
Monday	1/20/03	3:45 PM	0	97	8	0	0	1	0	0	0	0	0	0	0	7	113
Monday	1/20/03	4:00 PM	0	116	3	0	2	0	0	0	0	0	0	0	0	4	125
Monday	1/20/03	4:15 PM	0	89	7	0	2	0	0	0	0	0	0	0	0	4	102
Monday	1/20/03	4:30 PM	0	126	8	0	1	0	0	0	0	0	0	0	0	2	137
Monday	1/20/03	4:45 PM	1	87	2	1	0	0	0	0	0	0	0	0	0	0	91
Monday	1/20/03	5:00 PM	0	90	4	0	0	0	0	0	0	0	0	0	0	11	105
Monday	1/20/03	5:15 PM	0	83	5	0	0	0	0	0	0	0	0	0	1	9	98
Monday	1/20/03	5:30 PM	1	96	0	0	1	0	0	0	0	0	0	0	0	7	105
Monday	1/20/03	5:45 PM	0	86	4	0	3	0	0	0	1	0	0	0	0	6	100
Monday	1/20/03	6:00 PM	1	92	1	0	0	0	0	0	0	0	0	0	0	4	98
Monday	1/20/03	6:15 PM	1	80	5	0	0	0	0	0	0	0	0	0	0	3	89
Monday	1/20/03	6:30 PM	0	87	0	0	0	0	0	0	0	0	0	0	0	4	91
Monday	1/20/03	6:45 PM	0	73	3	0	0	1	0	0	0	0	0	0	0	1	78
Monday	1/20/03	7:00 PM	0	82	3	0	0	0	0	0	0	0	0	0	0	4	89
Monday	1/20/03	7:15 PM	1	66	2	0	0	0	0	1	0	0	0	0	0	0	70
Monday	1/20/03	7:30 PM	0	67	2	0	1	1	0	0	0	2	0	0	0	3	76
Monday	1/20/03	7:45 PM	0	75	1	0	0	0	0	1	0	0	0	0	0	2	79
Monday	1/20/03	8:00 PM	0	57	0	0	0	0	0	0	0	0	0	0	0	1	58
Monday	1/20/03	8:15 PM	0	58	3	0	0	0	0	0	0	0	0	0	0	0	61
Monday	1/20/03	8:30 PM	0	49	1	0	0	0	0	0	0	0	0	0	0	1	51
Monday	1/20/03	8:45 PM	0	48	1	0	0	0	0	0	0	0	0	1	0	2	52
Monday	1/20/03	9:00 PM	0	51	2	0	0	0	0	0	0	0	0	0	0	4	57
Monday	1/20/03	9:15 PM	0	51	2	1	0	0	0	1	0	0	0	0	0	5	60
Monday	1/20/03	9:30 PM	0	57	3	0	0	0	0	0	0	0	0	0	0	0	60
Monday	1/20/03	9:45 PM	0	27	1	0	0	0	0	0	0	0	0	0	0	1	29
Monday	1/20/03	10:00 PM	0	54	0	0	1	0	0	0	0	0	0	0	0	1	56
Monday	1/20/03	10:15 PM	0	24	2	0	0	0	0	0	0	0	0	0	0	0	26
Monday	1/20/03	10:30 PM	0	25	1	0	0	0	0	0	0	0	0	0	0	0	26
Monday	1/20/03	10:45 PM	0	30	0	0	0	0	0	0	0	0	0	0	0	1	31
Monday	1/20/03	11:00 PM	0	31	0	0	0	0	0	0	0	0	0	0	0	0	31
Monday	1/20/03	11:15 PM	0	19	2	0	0	0	0	0	0	0	0	0	0	1	22
Monday	1/20/03	11:30 PM	0	36	0	0	0	0	0	0	0	0	0	0	0	1	37
Monday	1/20/03	11:45 PM	0	14	0	0	0	0	0	0	0	0	0	0	0	0	14
		Total	9	4274	226	3	33	11	1	7	4	4	0	4	2	180	4758
Tuesday	1/21/03	12:00 AM	0	10	1	0	0	0	0	0	0	0	0	0	0	1	12
Tuesday	1/21/03	12:15 AM	0	19	0	0	0	0	0	0	0	0	0	0	0	1	20
Tuesday	1/21/03	12:30 AM	0	14	1	0	0	0	0	0	0	0	0	0	0	0	15
Tuesday	1/21/03	12:45 AM	0	8	0	0	0	0	0	0	0	0	0	0	0	0	8
Tuesday	1/21/03	1:00 AM	0	6	0	0	0	0	0	0	0	0	0	0	0	0	6
Tuesday	1/21/03	1:15 AM	0	8	0	0	0	0	0	0	0	0	0	0	0	0	8
Tuesday	1/21/03	1:30 AM	0	7	0	0	0	0	0	0	0	0	0	0	0	0	7
Tuesday	1/21/03	1:45 AM	0	2	1	0	0	0	0	0	0	0	0	0	0	1	4
Tuesday	1/21/03	2:00 AM	0	8	2	0	0	0	0	0	0	0	0	0	0	1	11
Tuesday	1/21/03	2:15 AM	0	4	1	0	0	0	0	0	0	0	0	0	0	0	5
Tuesday	1/21/03	2:30 AM	0	3	0	0	0	0	0	0	0	0	0	0	0	1	4
Tuesday	1/21/03	2:45 AM	0	5	0	0	0	0	0	0	0	0	0	0	0	0	5

Portway
City of Bayonne, Hudson County

Start Date: 1/20/2003
Start Time: 10:00:00 AM
Site Code: 5-1
Station ID: 08683
Location : Avenue E
Avenue E-NB

Day	Date	Time	Class 1	Class 2	Class 3	Class 4	Class 5	Class 6	Class 7	Class 8	Class 9	Class 10	Class 11	Class 12	Class 13	Class 14	Total
Tuesday	1/21/03	3:00 AM	0	1	0	0	0	0	0	0	0	0	0	0	0	0	1
Tuesday	1/21/03	3:15 AM	0	2	0	0	0	0	0	0	0	0	0	0	0	1	3
Tuesday	1/21/03	3:30 AM	0	12	0	0	0	0	0	0	0	0	0	0	0	0	12
Tuesday	1/21/03	3:45 AM	0	11	1	0	0	0	0	0	0	0	0	0	0	1	13
Tuesday	1/21/03	4:00 AM	0	8	0	0	0	0	0	0	0	0	0	0	0	0	8
Tuesday	1/21/03	4:15 AM	0	13	0	0	0	0	0	0	0	0	0	0	0	1	14
Tuesday	1/21/03	4:30 AM	0	19	2	0	0	0	0	0	0	0	0	0	0	0	21
Tuesday	1/21/03	4:45 AM	0	18	1	0	1	0	0	0	0	0	0	0	0	0	20
Tuesday	1/21/03	5:00 AM	0	25	1	0	0	0	0	0	0	0	0	0	0	0	26
Tuesday	1/21/03	5:15 AM	0	41	0	0	1	0	0	0	0	0	0	0	0	1	43
Tuesday	1/21/03	5:30 AM	0	54	4	0	0	0	1	0	0	0	0	0	0	3	62
Tuesday	1/21/03	5:45 AM	0	59	7	0	1	0	0	0	0	0	0	0	0	1	68
Tuesday	1/21/03	6:00 AM	0	70	7	0	0	0	0	2	0	0	0	0	0	2	81
Tuesday	1/21/03	6:15 AM	0	76	2	0	1	0	0	0	0	0	0	0	0	5	84
Tuesday	1/21/03	6:30 AM	0	102	5	0	0	1	0	0	0	1	0	0	0	8	117
Tuesday	1/21/03	6:45 AM	0	81	7	0	0	0	0	2	0	0	0	0	0	6	96
Tuesday	1/21/03	7:00 AM	1	138	1	0	0	0	0	1	0	1	0	1	0	12	155
Tuesday	1/21/03	7:15 AM	0	149	6	0	0	0	0	4	0	0	0	1	0	8	168
Tuesday	1/21/03	7:30 AM	0	146	8	0	0	0	0	0	0	0	1	1	1	16	172
Tuesday	1/21/03	7:45 AM	0	151	12	0	1	1	0	1	1	0	0	0	1	22	190
Tuesday	1/21/03	8:00 AM	0	140	5	0	0	0	0	0	0	0	0	0	0	24	169
Tuesday	1/21/03	8:15 AM	1	134	6	0	1	1	0	0	1	0	1	0	11	156	
Tuesday	1/21/03	8:30 AM	0	104	3	1	0	0	0	2	0	0	0	0	1	10	121
Tuesday	1/21/03	8:45 AM	0	123	2	0	0	0	1	0	0	0	0	0	0	9	135
Tuesday	1/21/03	9:00 AM	1	87	6	0	1	1	0	0	0	0	0	0	0	6	102
Tuesday	1/21/03	9:15 AM	0	84	8	1	1	0	1	0	0	0	1	0	12	108	
Tuesday	1/21/03	9:30 AM	0	91	1	0	1	1	0	0	0	0	0	0	2	96	
Tuesday	1/21/03	9:45 AM	0	54	4	1	2	0	0	0	0	0	0	1	0	62	
Tuesday	1/21/03	10:00 AM	0	61	4	0	1	0	1	1	0	0	0	0	1	3	72
Tuesday	1/21/03	10:15 AM	0	62	7	0	0	0	1	1	0	1	0	0	0	1	73
Tuesday	1/21/03	10:30 AM	0	80	3	0	3	0	0	0	1	0	0	0	0	7	94
Tuesday	1/21/03	10:45 AM	0	67	6	0	1	0	0	0	0	0	0	0	0	1	75
Tuesday	1/21/03	11:00 AM	0	78	7	0	0	1	0	0	0	0	0	0	0	4	90
Tuesday	1/21/03	11:15 AM	0	81	10	0	0	0	0	0	1	0	0	0	0	1	93
Tuesday	1/21/03	11:30 AM	0	62	3	0	1	0	0	3	1	0	0	0	1	2	73
Tuesday	1/21/03	11:45 AM	0	63	4	0	0	1	0	1	0	1	0	0	0	5	75
Tuesday	1/21/03	12:00 PM	0	86	8	0	1	1	0	0	0	0	0	0	1	10	107
Tuesday	1/21/03	12:15 PM	0	74	6	0	0	0	1	0	0	0	1	0	0	6	88
Tuesday	1/21/03	12:30 PM	0	89	6	0	2	2	1	0	0	0	0	0	0	3	103
Tuesday	1/21/03	12:45 PM	0	63	10	0	0	0	0	0	0	0	0	0	0	5	78
Tuesday	1/21/03	1:00 PM	0	75	3	0	1	1	0	0	0	0	0	0	0	11	91
Tuesday	1/21/03	1:15 PM	0	76	4	0	1	0	0	0	0	1	0	0	0	8	82
Tuesday	1/21/03	1:30 PM	0	85	9	0	0	0	0	0	0	0	0	0	0	5	99
Tuesday	1/21/03	1:45 PM	0	91	6	0	2	0	0	0	0	0	0	0	0	6	105
Tuesday	1/21/03	2:00 PM	0	89	7	0	1	0	0	0	0	0	0	0	0	5	102
Tuesday	1/21/03	2:15 PM	0	81	0	0	0	0	0	0	0	0	0	0	0	7	88
Tuesday	1/21/03	2:30 PM	0	100	7	0	2	0	0	0	0	0	0	0	0	4	113
Tuesday	1/21/03	2:45 PM	1	62	6	0	1	0	0	1	0	0	0	0	0	7	78
Tuesday	1/21/03	3:00 PM	0	107	9	0	2	0	0	0	0	0	0	0	1	2	121
Tuesday	1/21/03	3:15 PM	0	113	5	0	0	0	0	0	0	0	1	0	0	8	127
Tuesday	1/21/03	3:30 PM	0	107	5	0	3	0	0	0	0	0	0	0	1	6	122
Tuesday	1/21/03	3:45 PM	1	100	6	0	1	0	0	0	1	1	0	1	0	5	116
Tuesday	1/21/03	4:00 PM	0	102	3	0	0	0	0	0	0	0	0	0	0	3	108
Tuesday	1/21/03	4:15 PM	0	113	8	0	1	0	0	0	0	0	0	0	1	3	126
Tuesday	1/21/03	4:30 PM	0	109	9	0	1	1	0	0	0	0	0	0	0	5	125
Tuesday	1/21/03	4:45 PM	0	103	6	1	0	1	0	0	0	0	0	0	0	10	121
Tuesday	1/21/03	5:00 PM	0	111	4	0	1	0	0	0	0	0	0	0	0	8	124
Tuesday	1/21/03	5:15 PM	0	91	5	0	0	1	1	0	0	0	0	0	0	9	107
Tuesday	1/21/03	5:30 PM	0	80	6	0	0	0	0	1	0	0	0	0	0	10	97
Tuesday	1/21/03	5:45 PM	0	84	5	0	0	1	0	1	0	0	0	0	0	9	100
Tuesday	1/21/03	6:00 PM	1	90	5	0	0	0	0	1	0	0	0	0	0	6	103
Tuesday	1/21/03	6:15 PM	0	92	1	0	2	0	0	0	0	0	0	0	0	7	102
Tuesday	1/21/03	6:30 PM	0	95	2	0	0	0	0	0	0	0	0	0	0	4	101
Tuesday	1/21/03	6:45 PM	0	76	2	0	0	0	0	0	0	0	0	0	0	4	82
Tuesday	1/21/03	7:00 PM	0	90	0	0	0	0	0	1	0	0	0	0	1	15	107
Tuesday	1/21/03	7:15 PM	0	64	2	0	0	0	0	0	0	0	0	0	0	2	68
Tuesday	1/21/03	7:30 PM	0	93	1	0	0	0	0	1	0	0	0	0	0	4	99
Tuesday	1/21/03	7:45 PM	0	72	4	0	1	0	0	0	0	0	0	0	0	3	80

Portway
City of Bayonne, Hudson County

Start Date: 1/20/2003
Start Time: 10:00:00 AM
Site Code: 5-1
Station ID: 08683
Location : Avenue E
Avenue E-NB

Day	Date	Time	Class 1	Class 2	Class 3	Class 4	Class 5	Class 6	Class 7	Class 8	Class 9	Class 10	Class 11	Class 12	Class 13	Class 14	Total
Tuesday	1/21/03	8:00 PM	1	77	1	0	0	0	0	0	0	0	0	0	0	1	80
Tuesday	1/21/03	8:15 PM	0	55	2	0	1	0	0	0	0	0	0	0	0	1	59
Tuesday	1/21/03	8:30 PM	0	51	0	0	0	0	0	0	0	0	0	0	0	5	56
Tuesday	1/21/03	8:45 PM	0	40	0	0	1	0	0	0	0	1	0	0	0	0	42
Tuesday	1/21/03	9:00 PM	0	58	1	0	0	0	0	0	0	0	0	0	0	1	60
Tuesday	1/21/03	9:15 PM	0	48	1	0	0	0	0	0	0	0	0	0	0	1	50
Tuesday	1/21/03	9:30 PM	0	60	1	0	0	0	0	0	0	0	0	0	0	1	62
Tuesday	1/21/03	9:45 PM	0	41	2	0	0	0	0	0	0	0	0	0	0	0	43
Tuesday	1/21/03	10:00 PM	0	52	0	0	0	0	0	0	0	0	0	0	0	0	52
Tuesday	1/21/03	10:15 PM	0	43	2	0	0	0	0	0	0	0	0	0	0	0	45
Tuesday	1/21/03	10:30 PM	0	24	2	0	0	0	0	0	0	0	0	0	0	0	26
Tuesday	1/21/03	10:45 PM	0	22	0	0	0	0	0	0	0	0	0	0	0	0	22
Tuesday	1/21/03	11:00 PM	0	24	0	0	1	0	0	0	0	0	0	0	0	0	25
Tuesday	1/21/03	11:15 PM	0	33	1	0	0	0	0	0	0	0	0	0	0	1	35
Tuesday	1/21/03	11:30 PM	0	34	1	0	0	0	0	0	0	0	0	0	0	1	36
Tuesday	1/21/03	11:45 PM	0	24	0	0	0	0	0	0	0	0	0	0	0	0	24
		Total	7	6190	323	4	43	15	6	26	4	9	0	8	11	394	7040
Wednesday	1/22/03	12:00 AM	0	13	0	0	0	0	0	0	0	0	0	0	0	1	14
Wednesday	1/22/03	12:15 AM	0	8	1	0	0	0	0	0	0	0	0	0	0	0	9
Wednesday	1/22/03	12:30 AM	0	9	0	0	1	0	0	0	0	0	0	0	0	0	10
Wednesday	1/22/03	12:45 AM	0	6	0	0	0	0	0	0	0	0	0	0	0	0	6
Wednesday	1/22/03	1:00 AM	0	11	0	0	0	0	0	0	0	0	0	0	0	0	11
Wednesday	1/22/03	1:15 AM	0	7	0	0	0	0	0	0	0	0	0	0	0	0	7
Wednesday	1/22/03	1:30 AM	0	8	0	0	0	1	0	0	0	0	0	0	0	0	9
Wednesday	1/22/03	1:45 AM	0	3	1	0	0	0	0	0	0	0	0	0	0	0	4
Wednesday	1/22/03	2:00 AM	0	4	0	0	0	0	0	0	0	0	0	0	0	0	4
Wednesday	1/22/03	2:15 AM	0	4	0	0	0	0	0	0	0	0	0	0	0	0	4
Wednesday	1/22/03	2:30 AM	0	8	1	0	0	0	0	0	0	0	0	0	0	0	9
Wednesday	1/22/03	2:45 AM	0	5	0	0	0	0	0	0	0	0	0	0	0	0	5
Wednesday	1/22/03	3:00 AM	0	5	0	0	0	0	0	0	0	0	0	0	0	0	5
Wednesday	1/22/03	3:15 AM	0	5	0	0	1	0	0	0	0	0	0	0	0	0	6
Wednesday	1/22/03	3:30 AM	0	7	0	0	0	0	0	0	0	0	0	0	0	0	7
Wednesday	1/22/03	3:45 AM	0	6	1	0	0	0	0	0	0	0	0	0	0	0	7
Wednesday	1/22/03	4:00 AM	0	12	1	0	0	0	0	0	0	0	0	0	0	0	13
Wednesday	1/22/03	4:15 AM	0	13	2	0	0	0	0	0	0	0	0	0	0	1	16
Wednesday	1/22/03	4:30 AM	0	11	0	0	0	0	0	0	0	0	0	0	0	0	11
Wednesday	1/22/03	4:45 AM	0	22	0	0	0	0	0	0	0	0	0	0	0	0	22
Wednesday	1/22/03	5:00 AM	1	34	1	0	0	0	0	0	0	0	0	0	0	0	36
Wednesday	1/22/03	5:15 AM	0	48	1	0	0	0	0	0	0	0	0	0	0	1	50
Wednesday	1/22/03	5:30 AM	0	48	3	0	0	0	1	0	0	0	0	0	0	2	54
Wednesday	1/22/03	5:45 AM	0	53	5	0	1	0	0	0	0	0	0	0	0	3	62
Wednesday	1/22/03	6:00 AM	0	74	8	1	0	0	0	0	0	0	0	0	0	0	83
Wednesday	1/22/03	6:15 AM	0	74	2	0	0	0	1	0	0	0	0	0	0	9	86
Wednesday	1/22/03	6:30 AM	0	103	11	0	0	0	0	1	1	1	0	0	0	3	119
Wednesday	1/22/03	6:45 AM	0	92	8	0	0	0	1	1	0	0	0	0	0	6	108
Wednesday	1/22/03	7:00 AM	0	145	5	0	0	0	0	1	2	0	0	0	0	2	155
Wednesday	1/22/03	7:15 AM	0	142	6	0	1	0	0	0	0	2	0	0	1	12	164
Wednesday	1/22/03	7:30 AM	0	132	8	0	0	0	0	0	2	0	0	0	0	14	156
Wednesday	1/22/03	7:45 AM	0	136	5	0	2	0	0	1	0	0	0	0	0	11	155
Wednesday	1/22/03	8:00 AM	0	129	8	0	0	0	0	0	0	0	0	1	2	13	153
Wednesday	1/22/03	8:15 AM	0	118	4	0	0	0	0	0	0	0	0	1	3	35	161
Wednesday	1/22/03	8:30 AM	1	103	7	0	0	0	0	1	1	1	0	0	0	8	122
Wednesday	1/22/03	8:45 AM	1	115	7	0	2	0	0	0	1	0	1	0	0	9	136
Wednesday	1/22/03	9:00 AM	0	93	3	0	0	0	0	0	0	0	0	0	0	1	97
Wednesday	1/22/03	9:15 AM	0	71	6	0	2	0	0	0	0	0	0	0	0	5	84
Wednesday	1/22/03	9:30 AM	0	78	6	0	1	0	0	0	1	0	0	0	0	1	87
Wednesday	1/22/03	9:45 AM	0	62	10	0	0	0	0	0	0	0	0	0	0	0	72
Wednesday	1/22/03	10:00 AM	0	91	9	0	0	0	0	0	0	0	0	0	0	7	107
Wednesday	1/22/03	10:15 AM	0	88	5	1	3	1	0	0	0	0	0	0	0	3	101
Wednesday	1/22/03	10:30 AM	0	69	4	0	0	1	0	1	1	0	0	0	0	2	78
Wednesday	1/22/03	10:45 AM	0	70	4	0	0	1	1	0	1	0	0	0	0	2	79
Wednesday	1/22/03	11:00 AM	0	85	4	0	1	0	0	0	0	0	0	0	0	1	91
Wednesday	1/22/03	11:15 AM	0	77	2	0	1	0	0	0	0	0	0	0	0	1	81
Wednesday	1/22/03	11:30 AM	0	77	6	0	2	1	0	1	0	0	0	0	0	1	88
Wednesday	1/22/03	11:45 AM	0	84	3	0	1	0	0	0	0	0	0	0	0	1	89
Wednesday	1/22/03	12:00 PM	0	91	11	0	0	0	0	0	0	0	0	0	0	2	104
Wednesday	1/22/03	12:15 PM	0	74	7	0	1	0	0	0	0	0	0	0	0	3	85
Wednesday	1/22/03	12:30 PM	0	71	4	0	2	1	0	0	0	0	0	0	0	0	78

Portway
City of Bayonne, Hudson County

Start Date: 1/20/2003
Start Time: 10:00:00 AM
Site Code: 5-1
Station ID: 08683
Location : Avenue E
Avenue E-NB

Day	Date	Time	Class 1	Class 2	Class 3	Class 4	Class 5	Class 6	Class 7	Class 8	Class 9	Class 10	Class 11	Class 12	Class 13	Class 14	Total
Wednesday	1/22/03	12:45 PM	0	74	3	0	1	0	0	0	0	0	0	0	0	1	79
Wednesday	1/22/03	1:00 PM	0	79	7	0	0	0	0	0	0	0	0	0	0	3	89
Wednesday	1/22/03	1:15 PM	0	83	8	0	0	0	0	0	0	0	0	0	0	4	95
Wednesday	1/22/03	1:30 PM	0	75	5	0	1	0	0	0	0	0	0	0	0	7	88
Wednesday	1/22/03	1:45 PM	1	79	5	0	2	0	0	0	1	0	0	0	0	2	90
Wednesday	1/22/03	2:00 PM	0	89	9	0	0	0	0	0	0	0	0	0	0	3	101
Wednesday	1/22/03	2:15 PM	0	94	3	0	1	0	0	1	0	0	0	0	0	4	103
Wednesday	1/22/03	2:30 PM	1	90	6	0	0	0	0	0	0	0	0	0	0	2	99
Wednesday	1/22/03	2:45 PM	2	95	2	0	2	0	0	0	0	0	0	0	1	6	108
Wednesday	1/22/03	3:00 PM	0	120	7	0	1	0	0	0	0	1	0	0	0	5	134
Wednesday	1/22/03	3:15 PM	0	109	5	0	1	0	0	0	0	0	0	0	2	3	120
Wednesday	1/22/03	3:30 PM	0	100	5	0	2	0	0	0	0	0	0	0	0	2	109
Wednesday	1/22/03	3:45 PM	0	84	6	0	0	0	0	0	0	0	0	0	0	4	94
Wednesday	1/22/03	4:00 PM	0	109	6	0	0	0	0	0	0	0	0	0	0	3	118
Wednesday	1/22/03	4:15 PM	0	83	12	0	0	0	0	0	0	0	0	0	0	3	98
Wednesday	1/22/03	4:30 PM	0	101	9	0	0	0	0	1	0	0	0	0	0	4	115
Wednesday	1/22/03	4:45 PM	1	113	10	0	0	0	0	0	0	0	0	1	0	4	129
Wednesday	1/22/03	5:00 PM	1	107	2	0	0	1	0	0	0	3	0	0	1	8	123
Wednesday	1/22/03	5:15 PM	0	106	1	0	0	1	0	1	0	0	0	0	0	5	114
Wednesday	1/22/03	5:30 PM	0	97	4	0	0	0	0	0	0	1	0	0	0	2	104
Wednesday	1/22/03	5:45 PM	0	102	3	0	1	0	0	0	0	0	0	0	0	1	107
Wednesday	1/22/03	6:00 PM	0	92	2	0	2	0	0	0	0	0	0	0	0	10	106
Wednesday	1/22/03	6:15 PM	0	77	3	0	0	0	0	0	0	1	0	0	0	2	83
Wednesday	1/22/03	6:30 PM	1	89	1	0	0	1	0	0	0	0	0	0	0	2	94
Wednesday	1/22/03	6:45 PM	1	76	3	0	1	0	0	0	0	0	0	0	0	2	83
Wednesday	1/22/03	7:00 PM	0	81	4	0	0	0	0	0	0	0	0	0	0	6	91
Wednesday	1/22/03	7:15 PM	0	62	2	0	0	0	0	0	0	0	0	0	0	1	65
Wednesday	1/22/03	7:30 PM	0	86	3	0	1	0	0	0	0	0	0	0	0	3	93
Wednesday	1/22/03	7:45 PM	1	92	1	0	0	0	0	0	0	0	0	0	0	0	94
Wednesday	1/22/03	8:00 PM	0	56	2	0	0	0	0	0	0	1	0	0	1	4	64
Wednesday	1/22/03	8:15 PM	0	54	0	0	0	0	0	0	0	0	0	0	0	4	58
Wednesday	1/22/03	8:30 PM	0	48	1	1	0	0	0	0	0	0	0	0	0	0	50
Wednesday	1/22/03	8:45 PM	0	57	1	0	0	0	0	0	0	0	0	0	0	1	59
Wednesday	1/22/03	9:00 PM	0	60	2	0	0	0	0	0	0	0	0	0	0	1	63
Wednesday	1/22/03	9:15 PM	0	56	0	0	0	0	0	0	0	0	0	0	0	4	60
Wednesday	1/22/03	9:30 PM	0	38	1	0	1	0	0	0	0	0	0	0	0	0	40
Wednesday	1/22/03	9:45 PM	0	47	1	0	0	0	0	0	0	0	0	0	0	0	48
Wednesday	1/22/03	10:00 PM	0	44	0	0	0	0	0	0	0	0	0	0	0	1	45
Wednesday	1/22/03	10:15 PM	0	39	1	0	0	0	0	0	0	0	0	0	0	0	40
Wednesday	1/22/03	10:30 PM	0	27	2	0	0	0	0	0	0	0	0	0	0	1	30
Wednesday	1/22/03	10:45 PM	0	32	0	0	0	0	0	0	0	0	0	0	0	0	32
Wednesday	1/22/03	11:00 PM	0	25	0	0	0	0	0	0	0	0	0	0	0	3	28
Wednesday	1/22/03	11:15 PM	0	19	1	0	0	0	0	0	0	0	0	0	0	0	20
Wednesday	1/22/03	11:30 PM	0	29	1	0	0	0	0	0	0	0	0	0	0	0	30
Wednesday	1/22/03	11:45 PM	0	12	0	0	0	0	0	0	0	0	0	0	0	1	13
		Total	12	6181	330	3	39	9	1	10	8	16	0	4	11	282	6906
Thursday	1/23/03	12:00 AM	0	14	0	0	0	0	0	0	0	0	0	0	0	1	15
Thursday	1/23/03	12:15 AM	0	10	1	0	0	0	0	0	0	0	0	0	0	0	11
Thursday	1/23/03	12:30 AM	0	12	0	0	0	0	0	0	0	0	0	0	0	1	13
Thursday	1/23/03	12:45 AM	0	10	2	0	0	0	0	0	0	0	0	0	0	0	12
Thursday	1/23/03	1:00 AM	0	11	0	0	0	0	0	0	0	0	0	0	0	0	11
Thursday	1/23/03	1:15 AM	0	10	0	0	0	0	0	0	0	0	0	0	0	0	10
Thursday	1/23/03	1:30 AM	0	11	1	0	0	0	0	0	0	0	0	0	0	0	12
Thursday	1/23/03	1:45 AM	0	1	0	0	0	0	0	0	0	0	0	0	0	1	2
Thursday	1/23/03	2:00 AM	0	5	1	0	0	0	0	0	0	0	0	0	0	0	6
Thursday	1/23/03	2:15 AM	0	9	1	0	0	0	0	0	0	0	0	0	0	0	10
Thursday	1/23/03	2:30 AM	0	4	1	0	0	0	0	0	0	0	0	0	0	0	5
Thursday	1/23/03	2:45 AM	0	3	0	0	0	0	0	0	0	0	0	0	0	8	11
Thursday	1/23/03	3:00 AM	0	0	0	0	0	0	0	0	0	0	0	0	0	5	5
Thursday	1/23/03	3:15 AM	0	0	0	0	0	0	0	0	0	0	0	0	0	6	6
Thursday	1/23/03	3:30 AM	0	0	0	0	0	0	0	0	0	0	0	0	0	13	13
Thursday	1/23/03	3:45 AM	0	0	0	0	0	0	0	0	0	0	0	0	0	9	9
Thursday	1/23/03	4:00 AM	0	0	0	0	0	0	0	0	0	0	0	0	0	12	12
Thursday	1/23/03	4:15 AM	0	0	0	0	0	0	0	0	0	0	0	0	0	9	9
Thursday	1/23/03	4:30 AM	0	0	0	0	0	0	0	0	0	0	0	0	0	23	23
Thursday	1/23/03	4:45 AM	0	0	0	0	0	0	0	0	0	0	0	0	0	19	19
Thursday	1/23/03	5:00 AM	0	0	0	0	0	0	0	0	0	0	0	0	0	25	25
Thursday	1/23/03	5:15 AM	0	0	0	0	0	0	0	0	0	0	0	0	0	52	52

Portway
City of Bayonne, Hudson County

Start Date: 1/20/2003
 Start Time: 10:00:00 AM
 Site Code: 5-1
 Station ID: 08683
 Location : Avenue E
 Avenue E-NB

Day	Date	Time	Class 1	Class 2	Class 3	Class 4	Class 5	Class 6	Class 7	Class 8	Class 9	Class 10	Class 11	Class 12	Class 13	Class 14	Total
Thursday	1/23/03	5:30 AM	0	0	0	0	0	0	0	0	0	0	0	0	0	58	58
Thursday	1/23/03	5:45 AM	0	0	0	0	0	0	0	0	0	0	0	0	0	58	58
Thursday	1/23/03	6:00 AM	0	0	0	0	0	0	0	0	0	0	0	0	0	87	87
Thursday	1/23/03	6:15 AM	0	0	0	0	0	0	0	0	0	0	0	0	0	91	91
Thursday	1/23/03	6:30 AM	0	0	0	0	0	0	0	0	0	0	0	0	0	110	110
Thursday	1/23/03	6:45 AM	0	0	0	0	0	0	0	0	0	0	0	0	0	125	125
Thursday	1/23/03	7:00 AM	0	0	0	0	0	0	0	0	0	0	0	0	0	162	162
Thursday	1/23/03	7:15 AM	0	0	0	0	0	0	0	0	0	0	0	0	0	170	170
Thursday	1/23/03	7:30 AM	0	0	0	0	0	0	0	0	0	0	0	0	0	181	181
Thursday	1/23/03	7:45 AM	0	0	0	0	0	0	0	0	0	0	0	0	0	197	197
Thursday	1/23/03	8:00 AM	0	0	0	0	0	0	0	0	0	0	0	0	0	171	171
Thursday	1/23/03	8:15 AM	0	1	0	0	0	0	0	0	0	0	0	0	1	185	187
		Total	0	101	7	0	0	0	0	0	0	0	0	0	1	1779	1888

Portway
City of Bayonne, Hudson County

Start Date: 1/20/2003
Start Time: 10:45:00 AM
Site Code: 5-2
Station ID: 08324
Location : Avenue E
Avenue E-SB

Day	Date	Time	Class 1	Class 2	Class 3	Class 4	Class 5	Class 6	Class 7	Class 8	Class 9	Class 10	Class 11	Class 12	Class 13	Class 14	Total
Monday	1/20/03	10:45 AM	0	122	1	0	0	0	0	1	0	0	0	0	0	3	127
Monday	1/20/03	11:00 AM	1	99	2	0	0	0	0	0	0	1	0	0	0	1	104
Monday	1/20/03	11:15 AM	2	94	1	0	0	0	0	0	0	0	0	0	0	5	102
Monday	1/20/03	11:30 AM	0	85	0	0	0	0	0	1	0	0	0	0	0	2	88
Monday	1/20/03	11:45 AM	0	97	2	0	1	0	0	0	0	0	0	1	0	1	102
Monday	1/20/03	12:00 PM	2	111	1	0	0	0	0	1	0	0	0	0	0	4	119
Monday	1/20/03	12:15 PM	0	119	0	0	1	0	0	0	0	0	0	0	0	4	124
Monday	1/20/03	12:30 PM	1	95	0	1	0	0	0	1	0	0	0	2	0	6	106
Monday	1/20/03	12:45 PM	1	123	0	0	0	1	0	2	0	0	0	0	0	10	137
Monday	1/20/03	1:00 PM	1	118	0	0	1	0	0	0	0	0	0	0	0	11	131
Monday	1/20/03	1:15 PM	0	103	3	1	0	0	0	0	0	0	0	0	1	6	114
Monday	1/20/03	1:30 PM	3	99	1	0	0	1	0	0	0	0	0	0	0	7	111
Monday	1/20/03	1:45 PM	1	113	2	0	0	0	0	0	0	2	0	0	0	9	127
Monday	1/20/03	2:00 PM	2	107	1	0	0	0	0	1	2	0	0	0	1	8	122
Monday	1/20/03	2:15 PM	0	109	0	0	0	0	0	0	0	1	0	0	1	5	116
Monday	1/20/03	2:30 PM	0	138	1	0	1	1	0	0	1	0	0	0	1	4	147
Monday	1/20/03	2:45 PM	2	164	3	0	0	0	0	0	0	1	0	0	0	3	173
Monday	1/20/03	3:00 PM	1	137	0	0	0	0	0	0	0	0	0	0	0	8	146
Monday	1/20/03	3:15 PM	4	139	0	0	0	0	0	0	0	0	0	0	0	6	149
Monday	1/20/03	3:30 PM	1	158	0	0	0	0	0	1	0	0	0	0	0	6	166
Monday	1/20/03	3:45 PM	1	161	1	0	0	0	0	1	0	0	0	0	0	13	177
Monday	1/20/03	4:00 PM	0	150	1	0	0	0	0	1	0	1	0	0	3	7	163
Monday	1/20/03	4:15 PM	3	125	2	0	1	0	0	0	0	0	0	2	1	8	142
Monday	1/20/03	4:30 PM	1	133	1	0	1	0	0	0	0	1	0	0	0	15	152
Monday	1/20/03	4:45 PM	2	150	1	0	1	1	0	0	0	0	0	1	1	18	175
Monday	1/20/03	5:00 PM	2	111	1	0	0	0	0	1	0	6	0	0	5	26	152
Monday	1/20/03	5:15 PM	1	137	0	0	0	0	0	0	0	1	0	0	4	20	163
Monday	1/20/03	5:30 PM	0	155	3	0	0	0	0	0	0	0	0	0	1	11	170
Monday	1/20/03	5:45 PM	0	168	1	0	0	0	0	0	0	1	0	1	0	5	176
Monday	1/20/03	6:00 PM	0	142	0	0	0	0	0	0	0	0	0	0	0	13	155
Monday	1/20/03	6:15 PM	2	132	0	0	0	0	0	0	0	1	0	0	0	3	138
Monday	1/20/03	6:30 PM	2	111	1	0	0	0	0	0	0	2	0	0	1	7	124
Monday	1/20/03	6:45 PM	0	129	0	0	0	0	0	0	0	1	0	0	0	7	137
Monday	1/20/03	7:00 PM	2	130	1	0	0	0	0	0	0	0	0	0	0	11	144
Monday	1/20/03	7:15 PM	1	107	0	0	1	0	0	0	0	0	0	0	1	7	117
Monday	1/20/03	7:30 PM	2	87	0	0	0	0	0	0	0	0	0	0	1	6	96
Monday	1/20/03	7:45 PM	1	100	1	0	0	0	0	0	0	0	0	0	0	6	108
Monday	1/20/03	8:00 PM	0	77	2	0	0	0	0	0	0	0	0	0	0	3	82
Monday	1/20/03	8:15 PM	3	74	0	0	0	0	0	0	0	0	0	0	0	1	78
Monday	1/20/03	8:30 PM	0	66	0	0	0	0	0	0	0	0	0	0	0	1	67
Monday	1/20/03	8:45 PM	0	74	1	0	0	0	0	0	0	0	0	0	0	4	79
Monday	1/20/03	9:00 PM	1	79	0	0	0	0	0	0	0	0	0	0	0	3	83
Monday	1/20/03	9:15 PM	1	63	0	0	0	0	0	0	0	1	0	0	0	6	71
Monday	1/20/03	9:30 PM	0	67	0	0	0	0	0	0	0	1	0	0	0	6	74
Monday	1/20/03	9:45 PM	1	69	0	0	0	0	0	0	0	0	0	0	0	4	74
Monday	1/20/03	10:00 PM	0	48	0	0	0	0	0	0	0	0	0	0	0	2	50
Monday	1/20/03	10:15 PM	0	52	2	0	0	0	0	0	0	0	0	0	0	0	54
Monday	1/20/03	10:30 PM	0	52	0	0	0	0	0	0	0	0	0	0	0	4	56
Monday	1/20/03	10:45 PM	1	55	1	0	0	0	0	0	0	0	0	0	0	3	60
Monday	1/20/03	11:00 PM	0	42	0	0	0	0	0	0	0	0	0	0	0	0	42
Monday	1/20/03	11:15 PM	3	29	0	0	0	0	0	1	0	0	0	0	0	1	34
Monday	1/20/03	11:30 PM	0	40	0	0	0	0	0	0	0	0	0	0	0	2	42
Monday	1/20/03	11:45 PM	0	25	0	0	0	0	0	0	0	0	0	0	0	0	25
		Total	52	5470	38	2	8	4	0	12	3	21	0	7	22	332	5971
Tuesday	1/21/03	12:00 AM	2	26	0	0	0	0	0	0	0	0	0	0	0	0	28
Tuesday	1/21/03	12:15 AM	0	23	0	0	0	0	0	0	0	0	0	0	0	0	23
Tuesday	1/21/03	12:30 AM	1	26	1	0	0	0	0	0	0	0	0	0	0	0	28
Tuesday	1/21/03	12:45 AM	1	21	0	0	0	0	0	0	0	0	0	0	0	0	22
Tuesday	1/21/03	1:00 AM	0	19	0	0	0	0	0	0	0	0	0	0	0	0	19
Tuesday	1/21/03	1:15 AM	0	11	0	0	0	0	0	0	0	0	0	0	0	0	11
Tuesday	1/21/03	1:30 AM	0	8	0	0	0	0	0	0	0	0	0	0	0	0	8
Tuesday	1/21/03	1:45 AM	1	14	1	0	0	0	0	0	0	0	0	0	0	0	16
Tuesday	1/21/03	2:00 AM	0	7	0	0	0	0	0	0	0	0	0	0	0	0	7
Tuesday	1/21/03	2:15 AM	0	8	0	0	0	0	0	0	0	0	0	0	0	0	8
Tuesday	1/21/03	2:30 AM	0	6	0	0	0	0	0	0	0	0	0	0	0	0	6
Tuesday	1/21/03	2:45 AM	0	14	0	0	0	0	0	0	0	0	0	0	0	0	14
Tuesday	1/21/03	3:00 AM	1	10	0	0	0	0	0	0	0	0	0	0	0	0	11
Tuesday	1/21/03	3:15 AM	0	4	0	0	0	0	0	0	0	0	0	0	0	0	4

Portway
City of Bayonne, Hudson County

Start Date: 1/20/2003
Start Time: 10:45:00 AM
Site Code: 5-2
Station ID: 08324
Location : Avenue E
Avenue E-SB

Day	Date	Time	Class 1	Class 2	Class 3	Class 4	Class 5	Class 6	Class 7	Class 8	Class 9	Class 10	Class 11	Class 12	Class 13	Class 14	Total
Tuesday	1/21/03	3:30 AM	0	8	1	0	0	0	0	0	0	0	0	0	0	0	9
Tuesday	1/21/03	3:45 AM	0	13	1	0	0	0	0	0	0	0	0	0	0	0	14
Tuesday	1/21/03	4:00 AM	0	8	0	0	0	0	0	0	0	0	0	0	0	0	8
Tuesday	1/21/03	4:15 AM	0	8	0	0	0	0	0	0	0	0	0	0	0	0	8
Tuesday	1/21/03	4:30 AM	0	6	0	0	1	0	0	0	0	0	0	0	0	0	7
Tuesday	1/21/03	4:45 AM	0	18	2	0	1	0	0	0	0	0	0	0	0	0	21
Tuesday	1/21/03	5:00 AM	0	8	1	0	0	2	0	0	0	0	0	0	0	0	11
Tuesday	1/21/03	5:15 AM	0	18	4	0	1	0	0	0	0	0	0	0	0	0	23
Tuesday	1/21/03	5:30 AM	0	27	0	0	0	0	0	0	0	0	0	0	0	1	28
Tuesday	1/21/03	5:45 AM	1	37	0	0	0	0	0	0	0	0	0	0	0	0	38
Tuesday	1/21/03	6:00 AM	1	43	1	0	0	0	0	0	0	0	0	0	0	0	45
Tuesday	1/21/03	6:15 AM	0	49	3	0	2	0	0	0	0	0	0	0	0	1	55
Tuesday	1/21/03	6:30 AM	1	72	2	0	0	1	0	0	0	0	0	0	0	3	79
Tuesday	1/21/03	6:45 AM	2	89	1	0	0	0	0	1	0	0	0	0	0	6	99
Tuesday	1/21/03	7:00 AM	0	64	3	0	1	0	0	0	0	1	0	0	0	3	72
Tuesday	1/21/03	7:15 AM	0	88	2	0	0	0	0	0	0	0	0	0	0	4	94
Tuesday	1/21/03	7:30 AM	0	78	0	0	0	2	0	0	0	0	0	0	1	4	85
Tuesday	1/21/03	7:45 AM	0	110	0	0	0	0	0	0	0	3	0	0	0	11	124
Tuesday	1/21/03	8:00 AM	1	79	1	0	1	0	0	0	0	3	0	0	3	7	95
Tuesday	1/21/03	8:15 AM	0	110	3	0	2	0	0	0	0	1	0	0	0	3	119
Tuesday	1/21/03	8:30 AM	0	100	2	0	2	0	0	0	1	1	0	0	0	9	115
Tuesday	1/21/03	8:45 AM	1	122	3	0	0	0	0	0	0	0	0	0	0	7	133
Tuesday	1/21/03	9:00 AM	1	106	1	0	2	0	0	1	0	0	0	0	0	9	120
Tuesday	1/21/03	9:15 AM	2	89	1	1	0	1	0	0	0	1	0	0	1	11	107
Tuesday	1/21/03	9:30 AM	1	89	0	0	1	1	0	0	0	0	0	0	0	5	97
Tuesday	1/21/03	9:45 AM	1	88	2	0	0	0	0	0	0	0	0	0	0	8	99
Tuesday	1/21/03	10:00 AM	0	92	4	0	1	1	0	0	0	1	0	0	0	2	101
Tuesday	1/21/03	10:15 AM	0	84	2	0	0	2	0	0	0	0	0	0	0	3	91
Tuesday	1/21/03	10:30 AM	1	78	2	1	1	0	0	0	0	0	0	0	0	5	88
Tuesday	1/21/03	10:45 AM	1	88	0	0	0	1	0	0	1	0	0	0	0	4	95
Tuesday	1/21/03	11:00 AM	0	90	0	0	0	0	0	0	1	0	0	0	1	2	94
Tuesday	1/21/03	11:15 AM	1	86	2	0	1	1	0	0	0	1	0	0	0	3	95
Tuesday	1/21/03	11:30 AM	0	96	2	0	1	0	0	0	0	0	0	0	0	5	104
Tuesday	1/21/03	11:45 AM	0	88	0	0	0	1	0	0	0	0	0	0	0	4	93
Tuesday	1/21/03	12:00 PM	0	78	0	0	0	0	0	0	0	1	0	0	0	2	81
Tuesday	1/21/03	12:15 PM	1	89	1	0	1	0	0	0	1	0	0	1	0	5	99
Tuesday	1/21/03	12:30 PM	0	116	4	0	3	0	0	0	0	0	0	0	0	4	127
Tuesday	1/21/03	12:45 PM	0	90	2	0	0	0	0	0	0	0	0	0	1	5	98
Tuesday	1/21/03	1:00 PM	1	120	1	0	0	0	0	1	0	0	0	0	0	4	127
Tuesday	1/21/03	1:15 PM	0	113	3	0	0	0	0	0	0	0	0	0	0	6	122
Tuesday	1/21/03	1:30 PM	1	110	4	0	0	0	0	1	0	0	0	0	0	3	119
Tuesday	1/21/03	1:45 PM	1	108	1	0	1	1	0	0	0	0	0	0	0	5	117
Tuesday	1/21/03	2:00 PM	0	127	2	0	1	0	0	0	0	1	0	0	0	2	133
Tuesday	1/21/03	2:15 PM	2	97	0	0	0	0	0	0	0	0	0	0	0	6	105
Tuesday	1/21/03	2:30 PM	5	122	1	0	3	0	0	0	0	0	0	0	0	7	138
Tuesday	1/21/03	2:45 PM	1	145	1	0	0	0	0	1	0	1	0	0	0	5	154
Tuesday	1/21/03	3:00 PM	0	122	1	0	0	0	0	0	0	1	0	0	0	6	130
Tuesday	1/21/03	3:15 PM	1	153	2	0	2	0	0	0	0	0	0	0	1	4	163
Tuesday	1/21/03	3:30 PM	0	140	1	0	0	0	0	0	0	3	0	1	1	19	165
Tuesday	1/21/03	3:45 PM	2	139	3	0	3	0	0	1	0	4	0	0	3	17	172
Tuesday	1/21/03	4:00 PM	2	146	2	0	0	0	0	0	0	2	0	0	2	5	159
Tuesday	1/21/03	4:15 PM	1	147	2	0	0	0	0	0	0	2	0	1	0	12	165
Tuesday	1/21/03	4:30 PM	3	158	3	0	0	1	0	0	1	0	0	0	0	14	180
Tuesday	1/21/03	4:45 PM	2	140	1	0	2	0	0	2	0	0	0	1	2	15	165
Tuesday	1/21/03	5:00 PM	1	149	1	0	1	0	0	0	0	3	0	1	4	20	180
Tuesday	1/21/03	5:15 PM	4	123	0	0	1	0	0	2	0	3	0	0	4	25	162
Tuesday	1/21/03	5:30 PM	0	142	0	0	0	0	0	2	0	4	0	0	2	16	166
Tuesday	1/21/03	5:45 PM	3	143	1	0	0	0	0	1	0	2	0	4	2	16	172
Tuesday	1/21/03	6:00 PM	0	144	0	0	0	0	0	1	0	5	0	0	4	18	172
Tuesday	1/21/03	6:15 PM	3	138	0	0	0	0	0	0	0	1	0	0	0	16	158
Tuesday	1/21/03	6:30 PM	2	136	0	0	0	0	0	2	0	0	0	0	0	9	149
Tuesday	1/21/03	6:45 PM	2	124	0	0	0	0	0	0	0	1	0	1	0	16	144
Tuesday	1/21/03	7:00 PM	2	107	0	0	0	0	0	0	0	0	0	0	2	17	128
Tuesday	1/21/03	7:15 PM	1	135	0	0	0	0	0	0	0	0	0	0	0	7	143
Tuesday	1/21/03	7:30 PM	1	115	0	0	0	0	0	1	0	0	0	0	0	7	124
Tuesday	1/21/03	7:45 PM	2	98	0	0	0	0	0	0	0	0	0	0	0	11	111
Tuesday	1/21/03	8:00 PM	1	88	0	0	0	0	0	0	0	0	0	0	1	4	94
Tuesday	1/21/03	8:15 PM	0	85	1	0	0	0	0	0	0	2	0	0	0	4	92

Portway
City of Bayonne, Hudson County

Start Date: 1/20/2003
Start Time: 10:45:00 AM
Site Code: 5-2
Station ID: 08324
Location : Avenue E
Avenue E-SB

Day	Date	Time	Class 1	Class 2	Class 3	Class 4	Class 5	Class 6	Class 7	Class 8	Class 9	Class 10	Class 11	Class 12	Class 13	Class 14	Total
Tuesday	1/21/03	8:30 PM	3	76	0	1	0	0	0	0	0	1	0	0	0	2	83
Tuesday	1/21/03	8:45 PM	2	79	0	0	1	0	0	0	0	0	0	0	0	3	85
Tuesday	1/21/03	9:00 PM	0	77	0	0	0	0	0	0	0	0	0	0	0	3	80
Tuesday	1/21/03	9:15 PM	1	73	0	0	0	0	0	0	0	0	0	0	0	6	80
Tuesday	1/21/03	9:30 PM	0	73	0	0	0	0	0	0	0	0	0	0	0	2	75
Tuesday	1/21/03	9:45 PM	0	72	2	0	0	0	0	0	0	0	0	0	0	6	80
Tuesday	1/21/03	10:00 PM	0	54	1	0	0	0	0	0	0	3	0	0	0	1	59
Tuesday	1/21/03	10:15 PM	1	63	0	0	0	0	0	0	0	1	0	0	0	3	68
Tuesday	1/21/03	10:30 PM	1	56	1	0	0	0	0	0	0	0	0	0	0	1	59
Tuesday	1/21/03	10:45 PM	1	59	0	0	0	0	0	0	0	0	0	0	0	0	60
Tuesday	1/21/03	11:00 PM	1	40	1	0	2	0	0	0	0	0	0	0	0	3	47
Tuesday	1/21/03	11:15 PM	0	41	0	0	0	0	0	0	0	1	0	0	0	1	43
Tuesday	1/21/03	11:30 PM	0	36	0	0	0	0	0	0	0	0	0	0	0	1	37
Tuesday	1/21/03	11:45 PM	1	28	0	0	0	0	0	0	0	1	0	0	0	1	31
		Total	77	7440	91	3	39	15	0	17	5	55	0	10	35	485	8272
Wednesday	1/22/03	12:00 AM	0	25	0	0	0	0	0	0	0	0	0	0	0	0	25
Wednesday	1/22/03	12:15 AM	0	27	0	0	0	0	0	0	0	0	0	0	0	1	28
Wednesday	1/22/03	12:30 AM	0	17	0	0	1	0	0	0	0	0	0	0	0	1	19
Wednesday	1/22/03	12:45 AM	1	25	0	0	0	0	0	0	0	0	0	0	0	0	26
Wednesday	1/22/03	1:00 AM	0	20	1	0	0	0	0	0	0	0	0	0	0	0	21
Wednesday	1/22/03	1:15 AM	0	21	0	0	0	0	0	0	0	0	0	0	0	0	21
Wednesday	1/22/03	1:30 AM	1	14	0	0	0	0	0	0	0	0	0	0	0	0	15
Wednesday	1/22/03	1:45 AM	0	11	0	0	0	0	0	0	0	0	0	0	0	0	11
Wednesday	1/22/03	2:00 AM	0	8	0	0	0	0	0	0	0	0	0	0	0	1	9
Wednesday	1/22/03	2:15 AM	0	8	0	0	0	0	0	0	0	0	0	0	0	0	8
Wednesday	1/22/03	2:30 AM	0	6	0	0	0	0	0	0	0	0	0	0	0	0	6
Wednesday	1/22/03	2:45 AM	0	9	0	0	0	0	0	0	0	0	0	0	0	0	9
Wednesday	1/22/03	3:00 AM	0	8	1	0	0	0	0	0	0	0	0	0	0	0	9
Wednesday	1/22/03	3:15 AM	1	5	0	0	0	0	0	0	0	0	0	0	0	0	6
Wednesday	1/22/03	3:30 AM	1	9	0	0	0	0	0	0	0	0	0	0	0	0	10
Wednesday	1/22/03	3:45 AM	0	6	1	0	0	0	0	0	0	0	0	0	0	0	7
Wednesday	1/22/03	4:00 AM	0	8	0	0	0	0	0	0	0	0	0	0	0	1	9
Wednesday	1/22/03	4:15 AM	1	14	0	0	0	0	0	0	0	0	0	0	0	0	15
Wednesday	1/22/03	4:30 AM	0	10	0	0	0	0	0	0	0	0	0	0	0	0	10
Wednesday	1/22/03	4:45 AM	0	11	1	0	1	0	0	0	0	0	0	0	0	0	13
Wednesday	1/22/03	5:00 AM	0	11	2	0	0	0	0	0	0	0	0	0	0	0	13
Wednesday	1/22/03	5:15 AM	0	17	0	0	0	1	0	0	0	0	0	0	0	3	21
Wednesday	1/22/03	5:30 AM	1	23	1	0	1	0	0	0	0	0	0	0	0	1	27
Wednesday	1/22/03	5:45 AM	1	33	1	0	0	0	0	0	1	0	0	0	0	1	37
Wednesday	1/22/03	6:00 AM	1	42	1	0	1	0	0	0	0	0	0	0	0	1	46
Wednesday	1/22/03	6:15 AM	0	58	3	0	0	1	0	0	0	0	0	0	0	0	62
Wednesday	1/22/03	6:30 AM	1	68	2	0	0	1	0	1	0	1	0	0	0	4	78
Wednesday	1/22/03	6:45 AM	0	112	5	0	0	0	0	0	1	1	0	0	0	6	125
Wednesday	1/22/03	7:00 AM	1	80	1	0	0	0	0	0	1	0	0	0	0	4	87
Wednesday	1/22/03	7:15 AM	1	93	1	0	0	0	0	0	0	0	0	0	0	4	99
Wednesday	1/22/03	7:30 AM	1	88	0	0	1	0	0	0	0	1	0	0	0	8	99
Wednesday	1/22/03	7:45 AM	1	115	1	0	1	0	0	0	0	1	0	0	0	5	124
Wednesday	1/22/03	8:00 AM	0	65	2	0	0	3	0	0	0	0	0	0	1	15	86
Wednesday	1/22/03	8:15 AM	0	109	1	0	0	0	0	0	0	4	0	0	1	10	125
Wednesday	1/22/03	8:30 AM	0	85	3	0	0	1	0	0	0	1	0	0	0	8	98
Wednesday	1/22/03	8:45 AM	1	115	3	0	0	0	0	0	0	2	0	0	0	7	128
Wednesday	1/22/03	9:00 AM	1	108	4	0	1	0	0	0	0	0	0	0	0	8	122
Wednesday	1/22/03	9:15 AM	2	89	4	0	1	0	0	0	0	0	0	0	0	3	99
Wednesday	1/22/03	9:30 AM	0	85	0	0	0	1	0	0	0	1	0	0	0	3	90
Wednesday	1/22/03	9:45 AM	1	81	1	0	0	0	0	0	0	0	0	0	0	4	87
Wednesday	1/22/03	10:00 AM	2	91	3	0	1	0	0	0	0	0	0	0	0	4	101
Wednesday	1/22/03	10:15 AM	0	80	2	0	0	0	0	0	0	0	0	0	0	4	86
Wednesday	1/22/03	10:30 AM	0	71	2	0	1	0	0	0	0	0	0	0	0	3	77
Wednesday	1/22/03	10:45 AM	1	95	1	0	0	1	0	0	0	0	0	0	0	5	103
Wednesday	1/22/03	11:00 AM	2	91	0	0	1	0	0	0	1	0	0	0	1	4	100
Wednesday	1/22/03	11:15 AM	1	96	3	0	1	0	0	1	1	0	0	0	0	5	108
Wednesday	1/22/03	11:30 AM	0	96	3	0	0	0	0	0	0	1	0	1	0	5	106
Wednesday	1/22/03	11:45 AM	0	109	2	0	0	1	0	0	0	0	0	0	0	7	119
Wednesday	1/22/03	12:00 PM	1	91	2	0	0	0	0	3	0	0	0	0	0	5	102
Wednesday	1/22/03	12:15 PM	1	96	0	0	0	0	0	1	0	0	0	0	0	2	100
Wednesday	1/22/03	12:30 PM	2	107	1	0	0	0	0	0	0	0	0	0	0	2	112
Wednesday	1/22/03	12:45 PM	1	113	2	0	0	0	0	0	0	0	0	0	0	5	121
Wednesday	1/22/03	1:00 PM	0	106	0	0	0	0	0	0	0	0	0	0	0	1	107

Portway
City of Bayonne, Hudson County

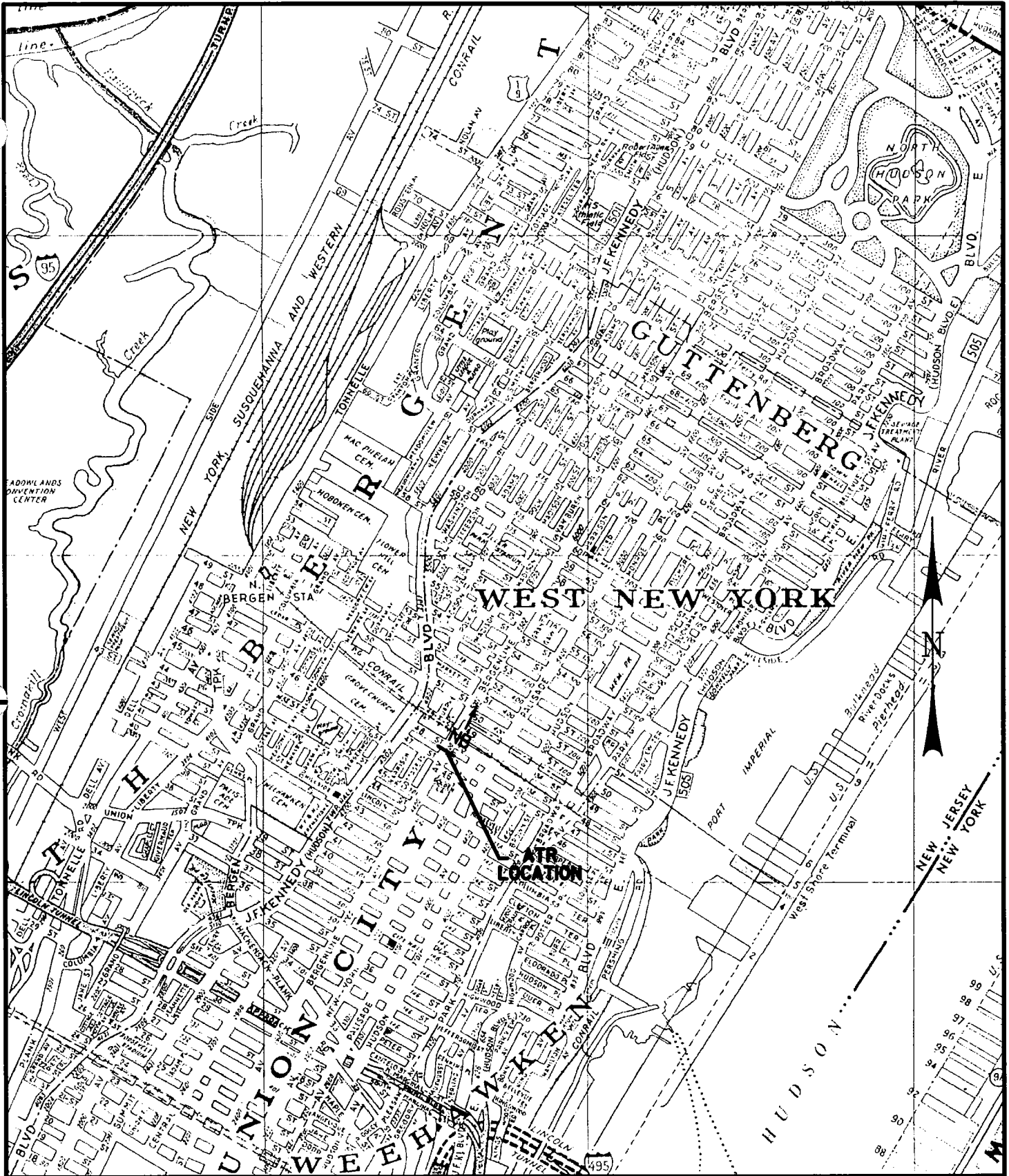
Start Date: 1/20/2003
Start Time: 10:45:00 AM
Site Code: 5-2
Station ID: 08324
Location : Avenue E
Avenue E-SB

Day	Date	Time	Class 1	Class 2	Class 3	Class 4	Class 5	Class 6	Class 7	Class 8	Class 9	Class 10	Class 11	Class 12	Class 13	Class 14	Total
Wednesday	1/22/03	1:15 PM	2	87	3	0	0	0	0	0	0	0	0	0	1	2	95
Wednesday	1/22/03	1:30 PM	0	85	3	0	0	0	0	1	0	0	0	0	0	3	92
Wednesday	1/22/03	1:45 PM	1	83	3	0	1	0	0	0	0	1	0	0	0	7	96
Wednesday	1/22/03	2:00 PM	1	101	1	0	0	0	0	0	1	1	0	0	0	5	110
Wednesday	1/22/03	2:15 PM	1	142	0	0	0	0	0	0	0	0	0	0	0	4	147
Wednesday	1/22/03	2:30 PM	0	116	2	0	0	1	0	1	0	1	0	0	0	5	126
Wednesday	1/22/03	2:45 PM	1	153	1	0	1	0	0	0	0	0	0	0	0	11	167
Wednesday	1/22/03	3:00 PM	0	50	0	0	0	0	0	0	0	0	0	0	0	102	152
Wednesday	1/22/03	3:15 PM	0	0	0	0	0	0	0	0	0	0	0	0	0	187	187
Wednesday	1/22/03	3:30 PM	0	0	0	0	0	0	0	0	0	0	0	0	0	182	182
Wednesday	1/22/03	3:45 PM	0	0	0	0	0	0	0	0	0	0	0	0	0	197	197
Wednesday	1/22/03	4:00 PM	0	0	0	0	0	0	0	0	0	0	0	0	0	177	177
Wednesday	1/22/03	4:15 PM	0	0	0	0	0	0	0	0	0	0	0	0	0	177	177
Wednesday	1/22/03	4:30 PM	0	0	0	0	0	0	0	0	0	0	0	0	0	197	197
Wednesday	1/22/03	4:45 PM	0	0	0	0	0	0	0	0	0	0	0	0	0	198	198
Wednesday	1/22/03	5:00 PM	0	0	0	0	0	0	0	0	0	0	0	0	0	197	197
Wednesday	1/22/03	5:15 PM	0	0	0	0	0	0	0	0	0	0	0	0	0	191	191
Wednesday	1/22/03	5:30 PM	0	0	0	0	0	0	0	0	0	0	0	0	0	200	200
Wednesday	1/22/03	5:45 PM	0	0	0	0	0	0	0	0	0	0	0	0	0	197	197
Wednesday	1/22/03	6:00 PM	0	0	0	0	0	0	0	0	0	0	0	0	0	210	210
Wednesday	1/22/03	6:15 PM	0	0	0	0	0	0	0	0	0	0	0	0	0	178	178
Wednesday	1/22/03	6:30 PM	0	0	0	0	0	0	0	0	0	0	0	0	0	165	165
Wednesday	1/22/03	6:45 PM	0	0	0	0	0	0	0	0	0	0	0	0	0	161	161
Wednesday	1/22/03	7:00 PM	0	0	0	0	0	0	0	0	0	0	0	0	0	134	134
Wednesday	1/22/03	7:15 PM	0	0	0	0	0	0	0	0	0	0	0	0	0	114	114
Wednesday	1/22/03	7:30 PM	0	0	0	0	0	0	0	0	0	0	0	0	0	125	125
Wednesday	1/22/03	7:45 PM	0	0	0	0	0	0	0	0	0	0	0	0	0	94	94
Wednesday	1/22/03	8:00 PM	0	0	0	0	0	0	0	0	0	0	0	0	0	124	124
Wednesday	1/22/03	8:15 PM	0	0	0	0	0	0	0	0	0	0	0	0	0	105	105
Wednesday	1/22/03	8:30 PM	0	0	0	0	0	0	0	0	0	0	0	0	0	82	82
Wednesday	1/22/03	8:45 PM	0	0	0	0	0	0	0	0	0	0	0	0	0	86	86
Wednesday	1/22/03	9:00 PM	0	0	0	0	0	0	0	0	0	0	0	0	0	85	85
Wednesday	1/22/03	9:15 PM	0	0	0	0	0	0	0	0	0	0	0	0	0	90	90
Wednesday	1/22/03	9:30 PM	0	0	0	0	0	0	0	0	0	0	0	0	0	84	84
Wednesday	1/22/03	9:45 PM	0	0	0	0	0	0	0	0	0	0	0	0	0	89	89
Wednesday	1/22/03	10:00 PM	0	0	0	0	0	0	0	0	0	0	0	0	0	67	67
Wednesday	1/22/03	10:15 PM	0	0	0	0	0	0	0	0	0	0	0	0	0	65	65
Wednesday	1/22/03	10:30 PM	0	0	0	0	0	0	0	0	0	0	0	0	0	75	75
Wednesday	1/22/03	10:45 PM	0	0	0	0	0	0	0	0	0	0	0	0	0	56	56
Wednesday	1/22/03	11:00 PM	0	0	0	0	0	0	0	0	0	0	0	0	0	46	46
Wednesday	1/22/03	11:15 PM	0	0	0	0	0	0	0	0	0	0	0	0	0	44	44
Wednesday	1/22/03	11:30 PM	0	0	0	0	0	0	0	0	0	0	0	0	0	37	37
Wednesday	1/22/03	11:45 PM	0	0	0	0	0	0	0	0	0	0	0	0	0	34	34
		Total	35	3798	74	0	14	11	0	8	6	16	0	1	4	4740	8707
Thursday	1/23/03	12:00 AM	0	0	0	0	0	0	0	0	0	0	0	0	0	37	37
Thursday	1/23/03	12:15 AM	0	0	0	0	0	0	0	0	0	0	0	0	0	34	34
Thursday	1/23/03	12:30 AM	0	0	0	0	0	0	0	0	0	0	0	0	0	25	25
Thursday	1/23/03	12:45 AM	0	0	0	0	0	0	0	0	0	0	0	0	0	30	30
Thursday	1/23/03	1:00 AM	0	0	0	0	0	0	0	0	0	0	0	0	0	26	26
Thursday	1/23/03	1:15 AM	0	0	0	0	0	0	0	0	0	0	0	0	0	13	13
Thursday	1/23/03	1:30 AM	0	0	0	0	0	0	0	0	0	0	0	0	0	18	18
Thursday	1/23/03	1:45 AM	0	0	0	0	0	0	0	0	0	0	0	0	0	20	20
Thursday	1/23/03	2:00 AM	0	0	0	0	0	0	0	0	0	0	0	0	0	6	6
Thursday	1/23/03	2:15 AM	0	0	0	0	0	0	0	0	0	0	0	0	0	11	11
Thursday	1/23/03	2:30 AM	0	0	0	0	0	0	0	0	0	0	0	0	0	16	16
Thursday	1/23/03	2:45 AM	0	0	0	0	0	0	0	0	0	0	0	0	0	11	11
Thursday	1/23/03	3:00 AM	0	0	0	0	0	0	0	0	0	0	0	0	0	5	5
Thursday	1/23/03	3:15 AM	0	0	0	0	0	0	0	0	0	0	0	0	0	9	9
Thursday	1/23/03	3:30 AM	0	0	0	0	0	0	0	0	0	0	0	0	0	9	9
Thursday	1/23/03	3:45 AM	0	0	0	0	0	0	0	0	0	0	0	0	0	7	7
Thursday	1/23/03	4:00 AM	0	0	0	0	0	0	0	0	0	0	0	0	0	10	10
Thursday	1/23/03	4:15 AM	0	0	0	0	0	0	0	0	0	0	0	0	0	11	11
Thursday	1/23/03	4:30 AM	0	0	0	0	0	0	0	0	0	0	0	0	0	16	16
Thursday	1/23/03	4:45 AM	0	0	0	0	0	0	0	0	0	0	0	0	0	12	12
Thursday	1/23/03	5:00 AM	0	0	0	0	0	0	0	0	0	0	0	0	0	16	16
Thursday	1/23/03	5:15 AM	0	0	0	0	0	0	0	0	0	0	0	0	0	25	25
Thursday	1/23/03	5:30 AM	0	0	0	0	0	0	0	0	0	0	0	0	0	29	29
Thursday	1/23/03	5:45 AM	0	0	0	0	0	0	0	0	0	0	0	0	0	32	32

Portway
City of Bayonne, Hudson County

Start Date: 1/20/2003
Start Time: 10:45:00 AM
Site Code: 5-2
Station ID: 08324
Location : Avenue E
Avenue E-SB

Day	Date	Time	Class 1	Class 2	Class 3	Class 4	Class 5	Class 6	Class 7	Class 8	Class 9	Class 10	Class 11	Class 12	Class 13	Class 14	Total
Thursday	1/23/03	6:00 AM	0	0	0	0	0	0	0	0	0	0	0	0	0	48	48
Thursday	1/23/03	6:15 AM	0	0	0	0	0	0	0	0	0	0	0	0	0	66	66
Thursday	1/23/03	6:30 AM	0	0	0	0	0	0	0	0	0	0	0	0	0	87	87
Thursday	1/23/03	6:45 AM	0	0	0	0	0	0	0	0	0	0	0	0	0	92	92
Thursday	1/23/03	7:00 AM	0	0	0	0	0	0	0	0	0	0	0	0	0	95	95
Thursday	1/23/03	7:15 AM	1	81	1	0	0	0	0	0	0	0	0	0	0	3	86
Thursday	1/23/03	7:30 AM	1	69	0	0	0	0	0	2	0	2	0	0	0	5	79
Thursday	1/23/03	7:45 AM	0	104	1	0	1	1	0	0	0	1	0	0	0	10	118
Thursday	1/23/03	8:00 AM	1	108	0	0	1	0	0	0	0	1	0	0	0	4	115
Thursday	1/23/03	8:15 AM	0	99	0	0	0	0	0	0	0	1	0	0	1	8	109
Thursday	1/23/03	8:30 AM	0	104	2	0	0	0	0	1	0	0	0	0	0	6	113
		Total	3	565	4	0	2	1	0	3	0	5	0	0	1	852	1436



Malick & Scherer, P.C. — **M&S** —
Consulting Engineers
Construction Inspectors

One Salem Square, 295 Route 22 East, Whitehouse Station, New Jersey 08889
 Phone (908) 534-4995 Fax (908) 534-0507

ATR LOCATION MAP

BERGENLINE AVENUE SOUTH OF 48 STREET

**PORTWAY EXTENSION
 CONCEPT DEVELOPMENT
 AND
 CSM STUDY**

NOT TO SCALE

DATE: 4/2/03

Portway
Union City, Hudson County

Start Date: 1/30/2003

Start Time: 10:15:00 AM

Site Code: 12-2

Station ID: 09637

Location : Bergenline Avenue Between 47th & 48th Street
Bergenline-NB

Day	Date	Time	Class 1	Class 2	Class 3	Class 4	Class 5	Class 6	Class 7	Class 8	Class 9	Class 10	Class 11	Class 12	Class 13	Class 14	Total
Wednesday	2/5/03	7:45 AM	0	0	0	0	0	0	0	0	0	0	0	0	0	13	13
Wednesday	2/5/03	8:00 AM	0	0	0	0	0	0	0	0	0	0	0	0	0	13	13
Wednesday	2/5/03	8:15 AM	0	0	0	0	0	0	0	0	0	0	0	0	0	29	29
Wednesday	2/5/03	8:30 AM	0	0	0	0	0	0	0	0	0	0	0	0	0	19	19
Wednesday	2/5/03	8:45 AM	0	0	0	0	0	0	0	0	0	0	0	0	0	40	40
Wednesday	2/5/03	9:00 AM	0	0	0	0	0	0	0	0	0	0	0	0	0	49	49
Wednesday	2/5/03	9:15 AM	0	0	0	0	0	0	0	0	0	0	0	0	0	25	25
Wednesday	2/5/03	9:30 AM	0	0	0	0	0	0	1	0	0	0	0	0	0	29	30
Wednesday	2/5/03	9:45 AM	0	1	0	0	0	0	0	0	0	0	0	0	0	6	7
Wednesday	2/5/03	10:00 AM	0	0	0	0	0	0	0	0	0	0	0	0	0	6	6
		Total	2	1	0	1	0	0	1	0	0	0	0	0	0	486	491

Portway
Union City, Hudson County

Start Date: 1/30/2003
Start Time: 9:45:00 AM
Site Code: 12-1
Station ID: 06289
Location : Bergenline Avenue Between 47th & 48th Street
Bergenline-SB

Day	Date	Time	Class 1	Class 2	Class 3	Class 4	Class 5	Class 6	Class 7	Class 8	Class 9	Class 10	Class 11	Class 12	Class 13	Class 14	Total
Friday	1/31/03	3:15 AM	0	0	0	0	0	0	0	0	0	0	0	0	0	15	15
Friday	1/31/03	3:30 AM	0	0	0	0	0	0	0	0	0	0	0	0	0	19	19
Friday	1/31/03	3:45 AM	0	0	0	0	0	0	0	0	0	0	0	0	0	14	14
Friday	1/31/03	4:00 AM	0	0	0	0	0	0	0	0	0	0	0	0	0	7	7
Friday	1/31/03	4:15 AM	0	0	0	0	0	0	0	0	0	0	0	0	0	10	10
Friday	1/31/03	4:30 AM	0	0	0	0	0	0	0	0	0	0	0	0	0	21	21
Friday	1/31/03	4:45 AM	0	0	0	0	0	0	0	0	0	0	0	0	0	21	21
Friday	1/31/03	5:00 AM	0	0	0	0	0	0	0	0	0	0	0	0	0	20	20
Friday	1/31/03	5:15 AM	0	0	0	0	0	0	0	0	0	0	0	0	0	36	36
Friday	1/31/03	5:30 AM	0	0	0	0	0	0	0	0	0	0	0	0	0	42	42
Friday	1/31/03	5:45 AM	0	0	0	0	0	0	0	0	0	0	0	0	0	52	52
Friday	1/31/03	6:00 AM	0	0	0	0	0	0	0	0	0	0	0	0	0	71	71
Friday	1/31/03	6:15 AM	0	27	7	2	5	4	0	2	1	0	0	0	0	16	64
Friday	1/31/03	6:30 AM	1	28	8	0	2	4	1	1	0	0	0	0	1	15	61
Friday	1/31/03	6:45 AM	0	28	7	2	9	2	1	0	0	0	0	0	0	14	63
Friday	1/31/03	7:00 AM	0	38	7	3	8	0	0	3	1	0	0	0	0	27	87
Friday	1/31/03	7:15 AM	0	28	5	1	4	4	0	0	0	0	0	0	5	29	76
Friday	1/31/03	7:30 AM	0	35	3	3	9	0	1	1	1	0	0	0	4	24	81
Friday	1/31/03	7:45 AM	0	41	10	2	10	0	0	1	0	0	0	0	1	20	85
Friday	1/31/03	8:00 AM	0	43	8	3	10	3	0	0	0	1	0	0	1	10	79
Friday	1/31/03	8:15 AM	0	40	10	6	9	2	1	1	0	0	0	0	1	29	99
Friday	1/31/03	8:30 AM	0	44	9	5	6	1	0	1	0	0	0	0	1	10	77
Friday	1/31/03	8:45 AM	0	36	19	8	10	1	0	2	1	0	0	0	3	8	88
Friday	1/31/03	9:00 AM	0	41	11	4	12	1	0	1	0	0	0	0	1	4	75
Friday	1/31/03	9:15 AM	0	36	11	5	8	1	0	2	0	1	0	0	0	14	78
Friday	1/31/03	9:30 AM	0	42	10	4	11	0	0	3	2	0	0	0	3	15	90
Friday	1/31/03	9:45 AM	1	37	9	0	7	5	0	2	1	0	0	0	0	10	72
Friday	1/31/03	10:00 AM	0	59	14	7	11	0	0	0	0	0	0	0	0	5	96
Friday	1/31/03	10:15 AM	0	33	7	1	16	2	0	0	1	0	0	0	0	10	70
Friday	1/31/03	10:30 AM	0	37	8	3	2	2	0	1	0	2	0	0	0	26	81
Friday	1/31/03	10:45 AM	1	36	8	2	9	1	0	0	0	1	0	0	0	21	79
Friday	1/31/03	11:00 AM	0	40	10	6	9	0	0	3	0	1	0	0	0	14	83
Friday	1/31/03	11:15 AM	2	16	3	2	7	1	0	0	0	1	0	0	1	53	86
Friday	1/31/03	11:30 AM	1	41	6	2	5	1	0	0	0	0	0	0	1	29	86
Friday	1/31/03	11:45 AM	0	41	6	1	9	1	0	2	0	0	0	0	1	17	78
Friday	1/31/03	12:00 PM	1	31	7	4	9	0	0	4	0	0	0	0	4	21	81
Friday	1/31/03	12:15 PM	1	41	18	4	5	2	1	1	0	0	0	0	1	16	90
Friday	1/31/03	12:30 PM	2	46	9	2	10	1	0	2	1	1	0	0	1	10	85
Friday	1/31/03	12:45 PM	1	35	3	5	8	0	0	5	0	0	0	0	0	61	118
Friday	1/31/03	1:00 PM	0	34	10	3	12	1	0	2	0	0	0	0	0	49	111
Friday	1/31/03	1:15 PM	2	16	4	6	3	0	0	0	0	1	0	0	0	76	108
Friday	1/31/03	1:30 PM	1	27	8	5	11	0	1	1	0	0	1	0	0	52	107
Friday	1/31/03	1:45 PM	1	41	12	3	8	0	1	1	0	2	0	0	0	35	104
Friday	1/31/03	2:00 PM	1	28	9	5	12	1	0	1	0	0	0	0	0	28	85
Friday	1/31/03	2:15 PM	0	32	13	4	14	1	0	2	0	1	0	0	0	44	111
Friday	1/31/03	2:30 PM	0	34	7	3	15	0	0	1	0	0	0	0	1	27	88
Friday	1/31/03	2:45 PM	0	33	10	7	10	0	0	3	0	1	0	0	1	27	92
Friday	1/31/03	3:00 PM	0	7	3	7	9	1	1	3	0	0	0	0	0	64	95
Friday	1/31/03	3:15 PM	0	8	2	4	5	1	0	1	1	1	0	0	0	81	104
Friday	1/31/03	3:30 PM	0	23	9	5	7	0	0	1	0	0	0	0	0	47	92
Friday	1/31/03	3:45 PM	0	14	6	4	4	0	0	1	0	0	0	0	0	58	87
Friday	1/31/03	4:00 PM	0	0	0	0	0	0	0	0	0	0	0	0	0	106	106
Friday	1/31/03	4:15 PM	0	0	0	0	0	0	0	0	0	0	0	0	0	96	96
Friday	1/31/03	4:30 PM	0	0	0	0	0	0	0	0	0	0	0	0	1	91	92
Friday	1/31/03	4:45 PM	0	0	0	0	0	0	0	0	0	0	0	0	0	106	106
Friday	1/31/03	5:00 PM	1	11	4	1	3	0	0	1	0	0	0	0	0	99	120
Friday	1/31/03	5:15 PM	0	8	2	0	3	0	0	0	0	0	0	0	0	114	127
Friday	1/31/03	5:30 PM	0	11	3	3	2	0	0	0	0	0	0	0	0	74	93
Friday	1/31/03	5:45 PM	0	24	5	4	11	0	0	2	0	0	0	1	0	42	89
Friday	1/31/03	6:00 PM	0	31	6	5	10	0	0	4	0	2	0	0	2	37	97
Friday	1/31/03	6:15 PM	0	32	4	5	8	1	0	5	0	1	0	0	2	35	93
Friday	1/31/03	6:30 PM	2	39	5	5	5	0	0	1	0	0	0	1	1	32	91
Friday	1/31/03	6:45 PM	0	53	7	3	6	1	0	4	0	0	0	0	1	32	107
Friday	1/31/03	7:00 PM	1	42	8	6	8	0	0	3	0	3	1	0	0	18	90
Friday	1/31/03	7:15 PM	4	45	7	5	6	1	0	4	0	1	0	0	4	32	109
Friday	1/31/03	7:30 PM	0	37	8	5	8	0	0	4	0	0	0	0	1	35	98
Friday	1/31/03	7:45 PM	1	38	12	4	6	2	0	2	2	2	0	0	3	19	91
Friday	1/31/03	8:00 PM	0	42	5	1	9	0	0	1	0	2	0	0	3	20	83
Friday	1/31/03	8:15 PM	1	46	11	3	4	2	0	2	1	0	0	0	0	33	103
Friday	1/31/03	8:30 PM	1	31	6	7	9	0	0	7	0	0	0	1	1	49	112
Friday	1/31/03	8:45 PM	0	27	4	4	10	1	0	1	0	1	0	1	2	18	69

Portway
Union City, Hudson County

Start Date: 1/30/2003
 Start Time: 9:45:00 AM
 Site Code: 12-1
 Station ID: 06289
 Location : Bergenline Avenue Between 47th & 48th Street
 Bergenline-SB

Day	Date	Time	Class 1	Class 2	Class 3	Class 4	Class 5	Class 6	Class 7	Class 8	Class 9	Class 10	Class 11	Class 12	Class 13	Class 14	Total	
Tuesday	2/4/03	1:15 PM	0	0	0	0	0	0	0	0	0	0	0	0	0	0	99	99
Tuesday	2/4/03	1:30 PM	0	0	0	0	0	0	0	0	0	0	0	0	0	0	106	106
Tuesday	2/4/03	1:45 PM	1	0	0	1	0	0	0	0	0	1	0	0	0	0	91	94
Tuesday	2/4/03	2:00 PM	0	0	3	0	0	0	0	0	0	0	0	0	0	0	98	101
Tuesday	2/4/03	2:15 PM	0	0	2	0	0	0	0	0	0	0	0	0	0	0	114	116
Tuesday	2/4/03	2:30 PM	0	0	0	0	0	0	0	0	0	0	0	0	0	0	113	113
Tuesday	2/4/03	2:45 PM	0	0	0	1	0	0	0	0	0	0	0	0	0	0	89	90
Tuesday	2/4/03	3:00 PM	0	0	2	0	0	1	0	0	0	0	0	0	0	0	85	88
Tuesday	2/4/03	3:15 PM	0	0	0	0	0	0	0	0	0	0	0	0	0	0	99	99
		Total	6	29	42	54	86	6	0	14	2	2	0	0	1	3803	4045	

TRAFFIC COUNT DATA SHEET

LOCATION:	BQE EB Ramp at Atlantic Avenue--Brooklyn, NY
DATE:	April 24, 2003
WEATHER:	Sunny, Warm
TECHNICIAN:	Peter

See Intersection Figure

	NB - BQE Exit Ramp									SB									WB - Atlantic Avenue at EB Ramp									EB - Atlantic Avenue at EB Ramp																													
	LEFT (5)			THRU			RIGHT			TOTAL	TOTAL	TOTAL	LEFT	THRU			RIGHT			TOTAL	TOTAL	TOTAL	LEFT (3)	THRU			RIGHT			TOTAL	TOTAL	TOTAL																									
	CAR	TRUCK		CAR	TRUCK		CAR	TRUCK		CAR	TRUCK		CAR	TRUCK		CAR	TRUCK		CAR	TRUCK		CAR	TRUCK		CAR	TRUCK		CAR	TRUCK		CAR	TRUCK																									
8:30 - 7:00	7	5	0	0	0	0	0	0	7	5	12	0	0	0	0	0	0	0	0	0	0	0	0	0	0	0	0	0	0	0	0	0	0	0	0	0	0	0	109	8	109	8	117	19	14	0	0	0	0	0	19	14	33				
7:00 - 7:30	1	1	0	0	0	0	0	0	1	1	2	0	0	0	0	0	0	0	0	0	0	0	0	0	0	0	0	0	0	0	0	0	0	0	0	0	0	0	0	0	0	93	13	93	13	106	15	16	0	0	0	0	0	15	16	31	
7:30 - 8:00	5	2	0	0	0	0	0	0	5	2	7	0	0	0	0	0	0	0	0	0	0	0	0	0	0	0	0	0	0	0	0	0	0	0	0	0	0	0	0	0	0	115	12	115	12	127	23	13	0	0	0	0	0	23	13	36	
8:00 - 8:30	4	3	0	0	0	0	0	0	4	3	7	0	0	0	0	0	0	0	0	0	0	0	0	0	0	0	0	0	0	0	0	0	0	0	0	0	0	0	0	0	0	0	145	15	145	15	160	27	28	0	0	0	0	0	27	28	55
8:30 - 9:00	3	2	0	0	0	0	0	0	3	2	5	0	0	0	0	0	0	0	0	0	0	0	0	0	0	0	0	0	0	0	0	0	0	0	0	0	0	0	0	0	0	128	12	128	12	140	27	17	0	0	0	0	0	27	17	44	
PERIOD TOTAL	20	13	0	0	0	0	0	0	20	13	33	0	0	0	0	0	0	0	0	0	0	0	0	0	0	0	0	0	0	0	0	0	0	0	0	0	0	0	0	0	0	590	60	590	60	650	111	88	0	0	0	0	0	111	88	199	
11:00 - 11:30	4	0	0	0	0	0	0	0	4	0	4	0	0	0	0	0	0	0	0	0	0	0	0	0	0	0	0	0	0	0	0	0	0	0	0	0	0	0	0	0	72	12	72	12	84	6	5	0	0	0	0	0	6	5	11		
11:30 - 12:00	3	1	0	0	0	0	0	0	3	1	4	0	0	0	0	0	0	0	0	0	0	0	0	0	0	0	0	0	0	0	0	0	0	0	0	0	0	0	0	0	0	56	5	56	5	61	3	5	0	0	0	0	0	3	5	8	
12:00 - 12:30	4	1	0	0	0	0	0	0	4	1	5	0	0	0	0	0	0	0	0	0	0	0	0	0	0	0	0	0	0	0	0	0	0	0	0	0	0	0	0	0	0	103	16	103	16	119	28	6	0	0	0	0	0	28	6	34	
12:30 - 13:00	0	0	0	0	0	0	0	0	0	0	0	0	0	0	0	0	0	0	0	0	0	0	0	0	0	0	0	0	0	0	0	0	0	0	0	0	0	0	0	0	99	7	99	7	106	23	1	0	0	0	0	0	23	1	24		
PERIOD TOTAL	11	2	0	0	0	0	0	0	11	2	13	0	0	0	0	0	0	0	0	0	0	0	0	0	0	0	0	0	0	0	0	0	0	0	0	0	0	0	0	0	330	40	330	40	370	60	17	0	0	0	0	0	60	17	77		
15:00 - 15:30	3	3	0	0	0	0	0	0	3	3	6	0	0	0	0	0	0	0	0	0	0	0	0	0	0	0	0	0	0	0	0	0	0	0	0	0	0	0	0	0	0	73	14	73	14	87	15	8	0	0	0	0	0	15	8	23	
15:30 - 16:00	5	4	0	0	0	0	0	0	5	4	9	0	0	0	0	0	0	0	0	0	0	0	0	0	0	0	0	0	0	0	0	0	0	0	0	0	0	0	0	0	0	83	13	83	13	96	5	5	0	0	0	0	0	5	5	10	
16:00 - 16:30	3	1	0	0	0	0	0	0	3	1	4	0	0	0	0	0	0	0	0	0	0	0	0	0	0	0	0	0	0	0	0	0	0	0	0	0	0	0	0	0	0	107	10	107	10	117	32	3	0	0	0	0	0	32	3	35	
16:30 - 17:00	2	2	0	0	0	0	0	0	2	2	4	0	0	0	0	0	0	0	0	0	0	0	0	0	0	0	0	0	0	0	0	0	0	0	0	0	0	0	0	0	0	102	8	102	8	110	38	3	0	0	0	0	0	38	3	41	
17:00 - 17:30	3	2	0	0	0	0	0	0	3	2	5	0	0	0	0	0	0	0	0	0	0	0	0	0	0	0	0	0	0	0	0	0	0	0	0	0	0	0	0	0	0	122	9	122	9	131	51	6	0	0	0	0	0	51	6	57	
17:30 - 18:00	11	6	0	0	0	0	0	0	11	6	17	0	0	0	0	0	0	0	0	0	0	0	0	0	0	0	0	0	0	0	0	0	0	0	0	0	0	0	0	0	0	0	83	5	83	5	88	31	3	0	0	0	0	0	31	3	34
PERIOD TOTAL	27	18	0	0	0	0	0	0	27	18	45	0	0	0	0	0	0	0	0	0	0	0	0	0	0	0	0	0	0	0	0	0	0	0	0	0	0	0	0	0	0	570	59	570	59	629	172	28	0	0	0	0	0	172	28	200	
TOTAL	58	33	0	0	0	0	0	0	58	33	91	0	0	0	0	0	0	0	0	0	0	0	0	0	0	0	0	0	0	0	0	0	0	0	0	0	0	0	0	0	1490	159	1490	159	1649	343	133	0	0	0	0	0	343	133	476		
TOTAL	91	0	0	0	0	0	0	0	91	0	0	0	0	0	0	0	0	0	0	0	0	0	0	0	0	0	0	0	0	0	0	0	0	0	0	0	0	0	1649	1649	0	1649	476	0	0	0	0	0	0	476	476						

NOTE: CAR INDICATES ANY VEHICLE NOT CLASSIFIED AS A TRUCK

***NOTE*: MOVEMENTS 2, 3, AND 5 WERE ESSENTIAL FOR THIS COUNT. (MOVEMENTS 1, 4, AND 6 WERE NOT COUNTED.)**

TRAFFIC COUNT DATA SHEET

LOCATION:	Columbia Ave @ Brooklyn-Queens Expressway WB Ramp, Brrooklyn, NY
DATE:	4/24/2003
WEATHER:	Bright Sunshine, Cool
TECHNICIAN:	Hari & Kyle

SEE INTERSECTION FIGURE

	NB - Columbia Avenue									SB - Columbia Avenue									WB - Brooklyn Queens Expwy Entry ramps									EB																											
	LEFT			THRU (1)			RIGHT (2)			TOTAL	TOTAL	TOTAL	LEFT (5)			THRU (6)			RIGHT			TOTAL	TOTAL	TOTAL	LEFT (3)			THRU			RIGHT 4			TOTAL	TOTAL	TOTAL	LEFT			THRU			RIGHT			TOTAL	TOTAL	TOTAL							
	CAR	TRUCK		CAR	TRUCK		CAR	TRUCK		CAR	TRUCK		CAR	TRUCK		CAR	TRUCK		CAR	TRUCK		CAR	TRUCK		CAR	TRUCK		CAR	TRUCK		CAR	TRUCK		CAR	TRUCK		CAR	TRUCK		CAR	TRUCK		CAR	TRUCK		CAR	TRUCK		CAR	TRUCK		CAR	TRUCK		
8:30 - 7:00	0	0		55	8		6	0		61	8	69	52	3	72	3	0	0	124	6	130	88	10	0	0	0	31	4	119	14	133	0	0	0	0	0	0	0	0	0	0	0	0	0	0	0	0	0	0	0	0	0	0	0	0
7:00 - 7:30	0	0		73	8		9	3		82	11	93	77	7	80	1	0	0	157	8	165	88	11	0	0	0	37	0	125	11	136	0	0	0	0	0	0	0	0	0	0	0	0	0	0	0	0	0	0	0	0	0			
7:30 - 8:00	0	0		90	11		27	2		117	13	130	94	7	82	1	0	0	176	8	184	79	14	0	0	0	37	0	116	14	130	0	0	0	0	0	0	0	0	0	0	0	0	0	0	0	0	0	0	0	0	0			
8:00 - 8:30	0	0		107	26		33	1		140	27	167	190	12	88	0	0	0	278	12	290	85	10	0	0	0	40	1	125	11	136	0	0	0	0	0	0	0	0	0	0	0	0	0	0	0	0	0	0	0	0	0			
8:30 - 9:00	0	0		223	11		3	240	14	254	138	9	77	0	0	0	215	9	224	99	17	0	0	0	29	5	128	22	150	0	0	0	0	0	0	0	0	0	0	0	0	0	0	0	0	0	0								
PERIOD TOTAL	0	0		548	64		92	9	640	73	713	551	38	399	5	0	0	950	43	993	439	62	0	0	0	174	10	613	72	685	0	0	0	0	0	0	0	0	0	0	0	0	0	0	0										
11:00 - 11:30	0	0		55	10		12	3	67	13	80	134	17	525	7	0	0	659	24	683	168	22	0	0	0	20	0	188	22	210	0	0	0	0	0	0	0	0	0	0	0	0	0	0	0										
11:30 - 12:00	0	0		58	4		11	1	69	5	74	240	10	175	9	0	0	415	19	434	71	17	0	0	0	50	2	121	19	140	0	0	0	0	0	0	0	0	0	0	0	0	0	0	0										
12:00 - 12:30	0	0		34	1		5	0	39	1	40	341	6	120	0	0	0	461	6	467	51	17	0	0	0	40	0	91	17	108	0	0	0	0	0	0	0	0	0	0	0	0	0	0	0										
12:30 - 13:00	0	0		48	3		7	1	55	4	59	237	12	105	0	0	0	342	12	354	57	17	0	0	0	41	0	98	17	115	0	0	0	0	0	0	0	0	0	0	0	0	0	0	0										
PERIOD TOTAL	0	0		195	18		35	5	230	23	253	952	45	925	16	0	0	1877	61	1938	347	73	0	0	0	151	2	498	75	573	0	0	0	0	0	0	0	0	0	0	0	0													
15:00 - 15:30	0	0		75	9		18	0	93	9	102	156	6	141	9	0	0	297	15	312	45	9	0	0	0	21	6	66	15	81	0	0	0	0	0	0	0	0	0	0	0	0	0	0	0										
15:30 - 16:00	0	0		77	5		23	1	100	6	106	150	10	143	3	0	0	293	13	306	65	15	0	0	0	28	1	93	16	109	0	0	0	0	0	0	0	0	0	0	0	0													
16:00 - 16:30	0	0		89	0		22	1	111	1	112	225	9	195	4	0	0	420	13	433	72	12	0	0	0	28	0	100	12	112	0	0	0	0	0	0	0	0	0	0	0	0													
16:30 - 17:00	0	0		67	0		14	0	81	0	81	240	0	350	0	0	0	590	0	590	65	3	0	0	0	30	0	95	3	98	0	0	0	0	0	0	0	0	0	0	0	0													
17:00 - 17:30	0	0		67	3		14	2	81	5	86	265	1	290	2	0	0	555	3	558	92	8	0	0	0	17	0	109	8	117	0	0	0	0	0	0	0	0	0	0	0	0													
17:30 - 18:00	0	0		49	2		9	0	58	2	60	200	2	265	0	0	0	465	2	467	93	3	0	0	0	40	0	133	3	136	0	0	0	0	0	0	0	0	0	0	0	0													
PERIOD TOTAL	0	0		424	19		100	4	524	23	547	1236	28	1384	18	0	0	2620	46	2666	432	50	0	0	0	164	7	596	57	653	0	0	0	0	0	0	0	0	0																
TOTAL	0	0		1167	101		227	18	1394	119	1513	2739	111	2708	39	0	0	5447	150	5597	1218	185	0	0	0	489	19	1707	204	1911	0	0	0	0	0	0	0	0	0	0	0	0													
TOTAL	0	0		1268	245		1513	2850	2747	0	0	5597	1403	508	1911	0	0	0	0	0	0	0	0	0	0	0	0	0	0	0	0	0	0	0	0	0	0	0	0	0	0	0													

NOTE: CAR INDICATES ANY VEHICLE NOT CLASSIFIED AS A TRUCK
 Traffic was slowed down for 10-15 min on movement 5 during 11:00 - 11:30 a.m because of an accident on the Brooklyn Queens Expressway.

TRAFFIC COUNT DATA SHEET

LOCATION:	Hamilton Ave @ Rt. 278 Ramp, Brooklyn, NY
DATE:	4/24/2003
WEATHER:	Cool, Sunny, Windy
TECHNICIAN:	Lev and Larisa

See Intersection Figure

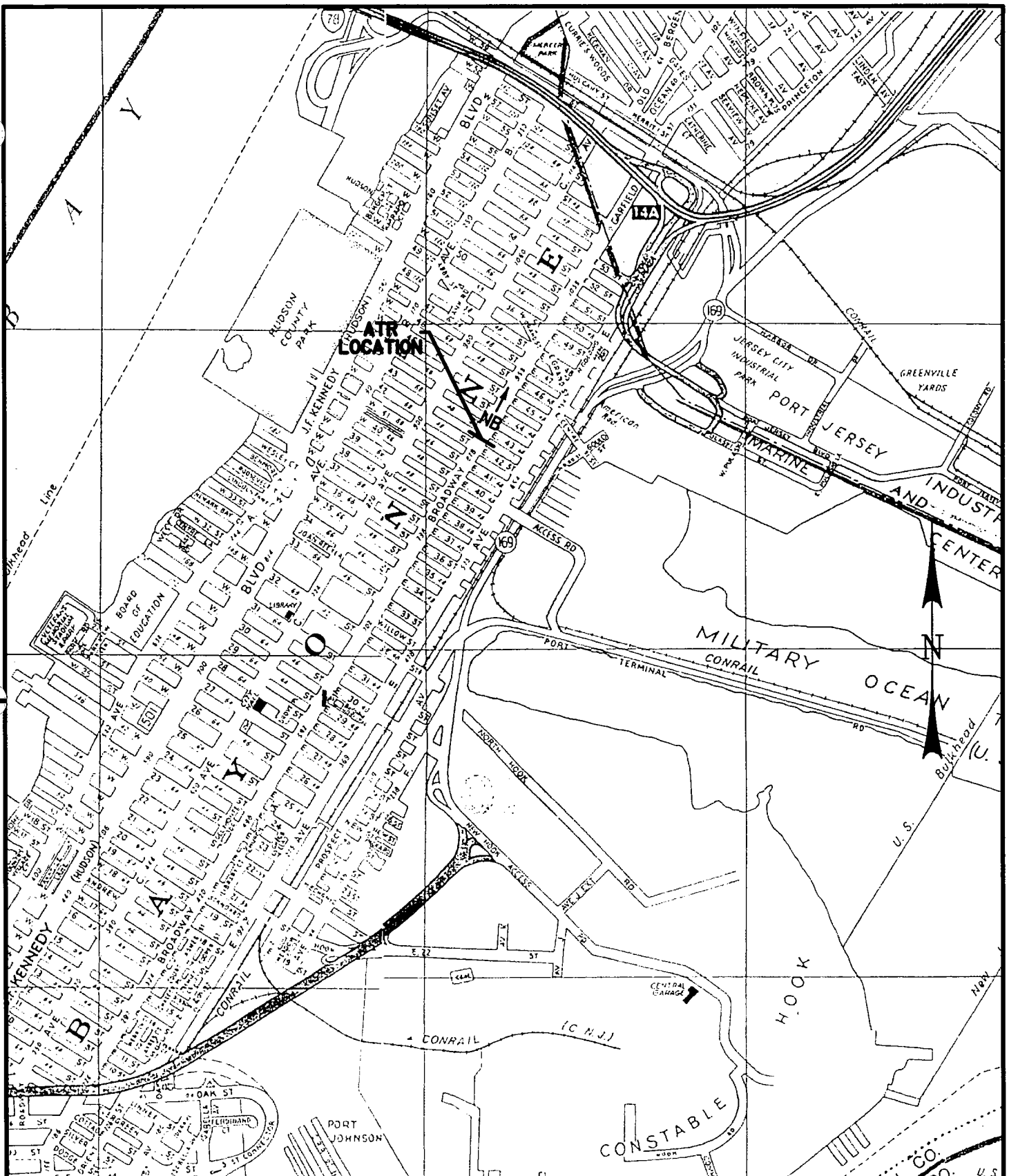
	NB-Hamilton Ave.									SB-Hamilton Ave.									WB-Hicks St.									EB																																			
	ON RAMP			THRU			RIGHT			TOTAL	TOTAL	TOTAL	BQE WB			BQE EB			THRU			TOTAL	TOTAL	TOTAL	LEFT			THRU			RIGHT			TOTAL	TOTAL	TOTAL	LEFT			THRU			RIGHT			TOTAL	TOTAL	TOTAL															
	CAR	TRUCK		CAR	TRUCK		CAR	TRUCK		CAR	TRUCK		CAR	TRUCK		CAR	TRUCK		CAR	TRUCK		CAR	TRUCK		CAR	TRUCK		CAR	TRUCK		CAR	TRUCK		CAR	TRUCK		CAR	TRUCK		CAR	TRUCK		CAR	TRUCK		CAR	TRUCK		CAR	TRUCK													
8:30 - 7:00	48	28		174	29		0	0		222	57		279	51	24	20	35		21	10		92	69		161	0	0	0	0		0	0		0	0		0	0		0	0		0	0		0	0		0	0		0	0		0	0		0	0		0	0	
7:00 - 7:30	73	28		164	38		0	0		237	66		303	41	13	29	21		47	13		117	47		164	0	0	0	0		0	0		0	0		0	0		0	0		0	0		0	0		0	0		0	0		0	0							
7:30 - 8:00	52	21		120	33		0	0		172	54		226	7	0	26	27		78	30		111	57		168	0	0	0	0		0	0		0	0		0	0		0	0		0	0		0	0		0	0		0	0		0	0							
8:00 - 8:30	67	26		141	51		0	0		208	77		285	2	0	32	13		74	24		108	37		145	0	0	0	0		0	0		0	0		0	0		0	0		0	0		0	0		0	0		0	0		0	0							
8:30 - 9:00	49	28		140	39		0	0		189	67		256	0	0	45	16		78	23		123	39		162	0	0	0	0		0	0		0	0		0	0		0	0		0	0		0	0		0	0		0	0		0	0							
PERIOD TOTAL	289	131		739	190		0	0		1028	321		1349	101	37	152	112		298	100		551	249		800	0	0	0	0		0	0		0	0		0	0		0	0		0	0		0	0		0	0		0	0										
11:00 - 11:30	46	12		129	39		0	0		175	51		226	229	28	13	11		88	37		330	76		406	0	0	9	4		16	4		25	8		33	0	0	0	0		0	0		0	0		0	0		0	0		0	0							
11:30 - 12:00	36	13		129	31		0	0		165	44		209	95	10	35	11		75	26		205	47		252	0	0	8	2		3	0		11	2		13	0	0	0	0		0	0		0	0		0	0		0	0		0	0							
12:00 - 12:30	33	10		168	46		0	0		201	56		257	106	12	26	11		78	15		210	38		248	0	0	8	2		3	0		11	2		13	0	0	0	0		0	0		0	0		0	0		0	0		0	0							
12:30 - 13:00	28	8		162	45		0	0		190	53		243	107	10	29	7		65	20		201	37		238	0	0	5	4		7	1		12	5		17	0	0	0	0		0	0		0	0		0	0		0	0		0	0							
PERIOD TOTAL	143	43		588	161		0	0		731	204		935	537	60	103	40		306	98		946	198		1144	0	0	30	12		29	5		59	17		76	0	0	0	0		0	0		0	0		0	0		0	0										
15:00 - 15:30	28	4		147	42		0	0		175	46		221	147	13	30	10		66	12		243	35		278	0	0	9	1		2	0		11	1		12	0	0	0	0		0	0		0	0		0	0		0	0										
15:30 - 16:00	27	5		123	44		0	0		150	49		199	170	4	25	5		13	13		208	22		230	0	0	8	3		1	1		9	4		13	0	0	0	0		0	0		0	0		0	0		0	0										
16:00 - 16:30	30	5		139	44		0	0		169	49		218	160	7	38	8		89	14		287	29		316	0	0	11	4		13	0		24	4		28	0	0	0	0		0	0		0	0		0	0		0	0										
16:30 - 17:00	26	3		138	38		0	0		164	41		205	40	0	39	3		215	16		294	19		313	0	0	9	1		3	1		12	2		14	0	0	0	0		0	0		0	0		0	0		0	0										
17:00 - 17:30	42	4		134	26		0	0		176	30		206	0	0	50	4		263	6		313	10		323	0	0	11	2		5	1		16	3		19	0	0	0	0		0	0		0	0		0	0		0	0										
17:30 - 18:00	35	4		101	30		0	0		136	34		170	0	0	51	5		256	9		307	14		321	0	0	6	2		6	1		12	3		15	0	0	0	0		0	0		0	0		0	0		0	0										
PERIOD TOTAL	188	25		782	224		0	0		970	249		1219	517	24	233	35		902	70		1652	129		1781	0	0	54	13		30	4		84	17		101	0	0	0	0		0	0		0	0		0	0													
TOTAL	620	199		2109	575		0	0		2729	774		3503	1155	121	488	187		1506	268		3149	576		3725	0	0	84	25		59	9		143	34		177	0	0	0	0		0	0		0	0		0	0													
TOTAL	819		2684		0		3503			1276		675		1774		3725			0		109		68			177			0		0		0		0		0		0		0																						

NOTE: CAR INDICATES ANY VEHICLE NOT CLASSIFIED AS A TRUCK

THERE WAS AN ACCIDENT ON BQE, POLICE BLOCKED OFF TRAFFIC FROM ENTERING THE WEST BOUND RAMP FROM 7.30 AM TO 9.00 AM

POLICE ALSO BLOCKED OFF WEST BOUND ENTRANCE RAMP. FROM 5.30 PM TO 6.00 PM (TYP.)

File Path: G:\38927\TRAFFICCOUNTS\ BKLN-HAMLTN R1278.XLS



Malick & Scherer, P.C. ——— **M&S** ———
Consulting Engineers
Construction Inspectors

One Salem Square, 295 Route 22 East, Whitehouse Station, New Jersey 08889
 Phone (908) 534-4995 Fax (908) 534-0507

ATR LOCATION MAP

BROADWAY NORTH OF W 42 STREET

**PORTWAY EXTENSION
 CONCEPT DEVELOPMENT
 AND
 CSM STUDY**

NOT TO SCALE

DATE: 4/2/03

Portway
City of Bayonne, Hudson County

Start Date: 1/20/2003
Start Time: 12:00:00 PM
Site Code: 4-4
Station ID: 09637
Location : Broadway
Broadway-NB

Day	Date	Time	Class 1	Class 2	Class 3	Class 4	Class 5	Class 6	Class 7	Class 8	Class 9	Class 10	Class 11	Class 12	Class 13	Class 14	Total
Monday	1/20/03	12:00 PM	0	89	2	0	2	0	0	1	0	0	0	1	0	10	105
Monday	1/20/03	12:15 PM	0	81	3	2	2	1	0	0	0	0	0	0	0	6	95
Monday	1/20/03	12:30 PM	0	54	3	1	1	0	0	1	0	0	0	0	2	19	81
Monday	1/20/03	12:45 PM	0	75	4	1	2	0	0	1	0	0	0	0	0	11	94
Monday	1/20/03	1:00 PM	0	73	3	3	2	0	0	2	0	0	0	1	0	13	97
Monday	1/20/03	1:15 PM	0	68	5	0	4	0	0	0	0	0	0	1	0	22	100
Monday	1/20/03	1:30 PM	0	66	2	1	0	0	0	0	1	0	0	0	0	3	73
Monday	1/20/03	1:45 PM	0	88	4	1	2	0	0	0	0	0	0	0	0	9	104
Monday	1/20/03	2:00 PM	0	78	5	2	1	0	0	2	0	0	0	0	0	4	92
Monday	1/20/03	2:15 PM	1	62	4	0	3	0	0	0	0	1	0	0	1	22	94
Monday	1/20/03	2:30 PM	0	89	1	1	1	1	0	1	0	0	0	0	0	19	113
Monday	1/20/03	2:45 PM	0	67	2	4	3	0	0	3	0	0	0	0	2	8	89
Monday	1/20/03	3:00 PM	0	24	0	1	1	0	0	0	0	0	0	0	0	67	93
Monday	1/20/03	3:15 PM	0	55	3	1	2	1	0	0	0	1	0	1	1	33	98
Monday	1/20/03	3:30 PM	2	75	3	1	0	1	0	1	0	0	0	0	0	1	84
Monday	1/20/03	3:45 PM	0	59	2	0	0	0	0	0	0	0	0	0	0	12	73
Monday	1/20/03	4:00 PM	1	70	1	1	0	0	0	0	0	1	0	0	0	1	75
Monday	1/20/03	4:15 PM	0	51	10	3	0	1	0	0	0	0	0	0	0	10	75
Monday	1/20/03	4:30 PM	1	58	2	0	0	2	0	1	1	0	0	0	1	15	81
Monday	1/20/03	4:45 PM	0	63	3	3	1	0	0	0	0	0	1	1	3	11	86
Monday	1/20/03	5:00 PM	0	73	3	1	0	0	0	0	0	1	0	0	0	19	97
Monday	1/20/03	5:15 PM	1	61	3	1	0	0	0	1	0	0	0	0	0	12	79
Monday	1/20/03	5:30 PM	0	64	1	1	1	1	0	0	0	0	0	0	0	8	76
Monday	1/20/03	5:45 PM	0	63	5	0	0	2	0	1	0	0	0	1	0	8	80
Monday	1/20/03	6:00 PM	0	70	3	2	0	1	0	0	0	0	0	0	0	4	80
Monday	1/20/03	6:15 PM	0	53	0	1	1	0	0	1	0	0	0	0	0	5	61
Monday	1/20/03	6:30 PM	0	66	4	1	0	0	0	0	0	0	0	0	0	8	79
Monday	1/20/03	6:45 PM	1	66	2	0	0	0	0	0	0	0	0	0	0	4	73
Monday	1/20/03	7:00 PM	0	50	3	0	0	1	0	0	0	0	0	0	0	5	59
Monday	1/20/03	7:15 PM	0	58	2	1	0	0	0	0	0	0	0	0	0	1	62
Monday	1/20/03	7:30 PM	0	38	4	1	1	1	0	0	0	0	0	0	0	0	45
Monday	1/20/03	7:45 PM	0	45	2	2	0	0	0	0	0	0	0	0	0	2	51
Monday	1/20/03	8:00 PM	0	40	1	0	0	0	1	0	0	0	0	0	0	5	47
Monday	1/20/03	8:15 PM	0	39	2	1	0	0	0	0	0	0	0	0	0	2	44
Monday	1/20/03	8:30 PM	0	36	1	1	0	0	0	0	0	0	0	0	0	1	39
Monday	1/20/03	8:45 PM	0	40	0	0	0	0	0	0	0	0	0	0	0	0	40
Monday	1/20/03	9:00 PM	0	40	0	1	1	0	0	0	0	0	0	0	0	1	43
Monday	1/20/03	9:15 PM	0	36	2	0	0	0	0	0	0	0	0	0	0	2	40
Monday	1/20/03	9:30 PM	2	21	1	1	0	0	0	0	0	0	0	0	0	0	25
Monday	1/20/03	9:45 PM	0	41	3	1	0	0	0	0	0	0	0	0	0	1	46
Monday	1/20/03	10:00 PM	0	17	0	0	0	0	0	1	0	0	0	0	0	2	20
Monday	1/20/03	10:15 PM	0	20	1	1	0	0	0	0	0	0	0	0	0	0	22
Monday	1/20/03	10:30 PM	1	25	0	0	0	0	0	0	0	0	0	0	0	0	26
Monday	1/20/03	10:45 PM	0	11	2	1	0	0	0	0	0	0	0	0	0	0	14
Monday	1/20/03	11:00 PM	0	14	0	0	0	0	0	0	1	0	0	0	0	0	15
Monday	1/20/03	11:15 PM	0	20	0	1	0	0	0	0	0	0	0	0	0	0	21
Monday	1/20/03	11:30 PM	0	9	0	0	0	0	0	0	0	0	0	0	0	1	10
Monday	1/20/03	11:45 PM	0	7	0	0	0	0	0	0	0	0	0	0	0	0	7
		Total	10	2468	107	45	31	13	1	17	3	4	1	6	10	387	3103
Tuesday	1/21/03	12:00 AM	0	8	0	0	0	0	0	0	0	0	0	0	0	0	8
Tuesday	1/21/03	12:15 AM	0	5	0	0	0	0	0	0	0	0	0	0	0	0	5
Tuesday	1/21/03	12:30 AM	0	6	0	0	0	0	0	0	0	0	0	0	0	0	6
Tuesday	1/21/03	12:45 AM	0	5	0	0	0	0	0	0	0	0	0	0	0	0	5
Tuesday	1/21/03	1:00 AM	0	4	0	0	0	0	0	0	0	0	0	0	0	0	4
Tuesday	1/21/03	1:15 AM	0	5	0	0	0	0	0	0	0	0	0	0	0	1	6
Tuesday	1/21/03	1:30 AM	0	5	1	0	0	0	0	0	0	0	0	0	0	0	6
Tuesday	1/21/03	1:45 AM	0	1	0	0	0	0	0	0	0	0	0	0	0	0	1
Tuesday	1/21/03	2:00 AM	0	3	0	0	0	0	0	0	0	0	0	0	0	0	3
Tuesday	1/21/03	2:15 AM	0	2	0	0	0	0	0	0	0	0	0	0	0	0	2
Tuesday	1/21/03	2:30 AM	0	5	0	0	0	0	0	0	0	0	0	0	0	0	5
Tuesday	1/21/03	2:45 AM	0	3	0	0	0	0	0	0	0	0	0	0	0	0	3
Tuesday	1/21/03	3:00 AM	0	2	0	0	0	0	0	0	0	0	0	0	0	0	2
Tuesday	1/21/03	3:15 AM	0	3	0	0	0	0	0	0	0	0	0	0	0	0	3
Tuesday	1/21/03	3:30 AM	0	2	0	0	0	0	0	0	0	0	0	0	0	0	2
Tuesday	1/21/03	3:45 AM	0	6	2	0	0	0	0	0	0	0	0	0	0	0	8
Tuesday	1/21/03	4:00 AM	0	5	0	0	0	0	0	1	0	0	0	0	0	0	6
Tuesday	1/21/03	4:15 AM	0	4	0	0	0	0	0	0	0	0	0	0	0	0	4
Tuesday	1/21/03	4:30 AM	0	5	1	0	0	0	0	0	0	0	0	0	0	0	6
Tuesday	1/21/03	4:45 AM	0	2	0	0	0	0	0	0	0	0	0	0	0	0	2

Portway
City of Bayonne, Hudson County

Start Date: 1/20/2003
Start Time: 12:00:00 PM
Site Code: 4-4
Station ID: 09637
Location : Broadway
Broadway-NB

Day	Date	Time	Class 1	Class 2	Class 3	Class 4	Class 5	Class 6	Class 7	Class 8	Class 9	Class 10	Class 11	Class 12	Class 13	Class 14	Total
Tuesday	1/21/03	5:00 AM	0	12	3	0	0	0	0	0	0	0	0	0	0	0	15
Tuesday	1/21/03	5:15 AM	1	13	2	0	0	0	0	0	0	0	0	0	0	1	17
Tuesday	1/21/03	5:30 AM	0	14	1	1	1	0	0	0	0	0	0	0	0	0	17
Tuesday	1/21/03	5:45 AM	0	29	0	0	0	0	0	0	1	0	0	0	0	2	32
Tuesday	1/21/03	6:00 AM	0	22	2	1	1	0	0	0	0	0	0	0	0	0	26
Tuesday	1/21/03	6:15 AM	0	44	5	0	0	1	0	0	0	0	0	0	0	3	53
Tuesday	1/21/03	6:30 AM	0	44	6	1	0	0	0	0	0	0	0	0	0	0	51
Tuesday	1/21/03	6:45 AM	0	47	3	0	0	0	0	0	0	0	0	0	0	3	53
Tuesday	1/21/03	7:00 AM	1	62	4	1	1	1	0	0	1	0	0	0	1	4	76
Tuesday	1/21/03	7:15 AM	0	91	1	2	3	0	0	2	1	0	0	0	0	7	107
Tuesday	1/21/03	7:30 AM	1	87	5	1	0	0	0	2	0	0	0	0	0	9	105
Tuesday	1/21/03	7:45 AM	0	61	7	0	1	2	0	0	0	0	0	0	0	9	80
Tuesday	1/21/03	8:00 AM	1	57	8	2	1	0	0	0	0	0	0	0	1	12	82
Tuesday	1/21/03	8:15 AM	0	60	3	0	5	0	0	0	1	0	0	0	1	10	80
Tuesday	1/21/03	8:30 AM	2	55	5	2	4	0	0	3	0	0	0	0	0	5	76
Tuesday	1/21/03	8:45 AM	1	58	5	1	3	1	0	0	0	1	0	0	0	8	78
Tuesday	1/21/03	9:00 AM	0	52	6	2	1	0	0	0	0	1	0	0	0	7	69
Tuesday	1/21/03	9:15 AM	0	59	8	2	3	0	0	1	0	0	0	0	0	7	80
Tuesday	1/21/03	9:30 AM	0	47	3	0	2	0	0	0	0	0	0	0	1	11	64
Tuesday	1/21/03	9:45 AM	0	41	7	1	4	0	0	0	0	0	0	0	0	5	58
Tuesday	1/21/03	10:00 AM	1	55	1	1	1	0	0	0	0	0	0	0	0	5	64
Tuesday	1/21/03	10:15 AM	2	53	4	0	2	2	0	0	0	0	0	0	0	5	68
Tuesday	1/21/03	10:30 AM	0	49	7	1	5	0	0	1	0	0	0	0	0	8	71
Tuesday	1/21/03	10:45 AM	0	57	3	1	0	0	0	2	0	0	0	0	0	16	79
Tuesday	1/21/03	11:00 AM	1	46	8	4	2	0	0	1	0	0	0	0	2	19	83
Tuesday	1/21/03	11:15 AM	0	63	2	0	2	1	0	1	0	1	0	0	0	19	89
Tuesday	1/21/03	11:30 AM	0	58	5	0	2	0	0	0	0	1	0	1	0	12	79
Tuesday	1/21/03	11:45 AM	0	77	7	2	0	0	0	1	0	2	0	0	0	11	100
Tuesday	1/21/03	12:00 PM	0	73	6	3	0	0	0	0	1	2	0	0	2	16	103
Tuesday	1/21/03	12:15 PM	0	64	10	2	1	0	0	2	0	0	0	0	1	9	89
Tuesday	1/21/03	12:30 PM	0	68	9	2	1	0	0	0	1	0	0	0	0	16	97
Tuesday	1/21/03	12:45 PM	0	72	4	2	2	0	0	0	0	0	0	0	3	8	91
Tuesday	1/21/03	1:00 PM	0	60	3	0	2	0	0	0	0	0	0	0	4	31	100
Tuesday	1/21/03	1:15 PM	0	64	6	1	3	1	0	1	0	1	0	0	1	15	93
Tuesday	1/21/03	1:30 PM	1	56	9	2	0	1	0	0	0	0	0	0	1	23	93
Tuesday	1/21/03	1:45 PM	1	70	7	1	0	0	1	2	0	0	0	0	1	13	96
Tuesday	1/21/03	2:00 PM	1	66	7	1	4	0	0	0	0	0	0	0	0	11	90
Tuesday	1/21/03	2:15 PM	0	74	6	1	2	2	0	2	0	0	0	0	0	16	103
Tuesday	1/21/03	2:30 PM	2	57	3	2	1	2	0	0	0	0	0	0	2	8	77
Tuesday	1/21/03	2:45 PM	1	81	2	0	3	0	0	1	1	0	0	0	0	9	98
Tuesday	1/21/03	3:00 PM	1	73	3	2	1	2	0	3	1	0	0	0	1	12	99
Tuesday	1/21/03	3:15 PM	0	67	7	2	1	1	0	1	1	2	0	0	0	24	106
Tuesday	1/21/03	3:30 PM	2	45	7	3	3	1	0	0	0	0	0	0	5	19	85
Tuesday	1/21/03	3:45 PM	1	64	8	0	2	0	0	1	0	0	0	0	1	10	87
Tuesday	1/21/03	4:00 PM	0	59	7	2	1	0	0	1	0	0	0	0	3	8	81
Tuesday	1/21/03	4:15 PM	0	53	6	0	2	1	0	1	0	0	0	1	1	11	76
Tuesday	1/21/03	4:30 PM	1	66	5	2	1	0	0	0	0	0	0	0	0	10	85
Tuesday	1/21/03	4:45 PM	0	59	6	2	0	1	0	1	0	2	0	0	1	19	91
Tuesday	1/21/03	5:00 PM	0	64	1	2	2	1	0	0	0	1	0	0	0	19	90
Tuesday	1/21/03	5:15 PM	0	74	3	1	2	1	0	1	1	1	0	0	0	7	91
Tuesday	1/21/03	5:30 PM	0	71	4	1	1	0	0	2	0	0	0	0	0	13	92
Tuesday	1/21/03	5:45 PM	0	54	7	1	0	0	0	0	1	0	0	0	0	22	85
Tuesday	1/21/03	6:00 PM	0	69	2	0	2	0	0	1	0	0	0	0	0	5	79
Tuesday	1/21/03	6:15 PM	0	55	3	1	0	0	0	0	0	1	0	0	1	6	67
Tuesday	1/21/03	6:30 PM	0	0	0	0	0	0	0	0	0	0	0	0	0	63	63
Tuesday	1/21/03	6:45 PM	0	17	1	1	1	0	0	0	0	0	0	0	0	45	65
Tuesday	1/21/03	7:00 PM	0	56	2	0	1	0	0	0	0	0	0	0	0	3	62
Tuesday	1/21/03	7:15 PM	0	39	1	1	0	0	0	0	0	0	0	0	0	3	44
Tuesday	1/21/03	7:30 PM	0	52	3	1	1	0	0	0	0	1	0	0	0	6	64
Tuesday	1/21/03	7:45 PM	0	38	0	0	1	0	0	1	0	1	0	0	0	2	43
Tuesday	1/21/03	8:00 PM	0	41	2	0	2	0	0	0	0	0	0	0	0	4	49
Tuesday	1/21/03	8:15 PM	0	36	0	1	0	0	0	0	0	0	0	0	0	2	39
Tuesday	1/21/03	8:30 PM	1	31	6	1	0	1	0	0	0	0	0	0	1	5	46
Tuesday	1/21/03	8:45 PM	1	31	3	0	0	0	0	0	0	0	0	0	0	2	37
Tuesday	1/21/03	9:00 PM	0	36	1	0	1	0	0	0	0	0	0	0	0	3	41
Tuesday	1/21/03	9:15 PM	0	27	1	0	0	0	0	0	0	0	0	0	0	0	28
Tuesday	1/21/03	9:30 PM	0	28	2	1	0	0	0	0	0	0	0	0	0	1	32
Tuesday	1/21/03	9:45 PM	0	27	1	0	1	0	0	0	0	0	0	0	0	0	29

Portway
City of Bayonne, Hudson County

Start Date: 1/20/2003
Start Time: 12:00:00 PM
Site Code: 4-4
Station ID: 09637
Location : Broadway
Broadway-NB

Day	Date	Time	Class 1	Class 2	Class 3	Class 4	Class 5	Class 6	Class 7	Class 8	Class 9	Class 10	Class 11	Class 12	Class 13	Class 14	Total
Tuesday	1/21/03	10:00 PM	0	27	0	0	0	0	0	0	0	0	0	0	0	0	27
Tuesday	1/21/03	10:15 PM	0	18	1	1	0	0	0	0	0	0	0	0	0	0	20
Tuesday	1/21/03	10:30 PM	0	17	2	0	0	0	0	0	0	0	0	0	0	0	19
Tuesday	1/21/03	10:45 PM	0	17	1	0	1	0	0	0	0	0	0	0	0	0	19
Tuesday	1/21/03	11:00 PM	0	17	0	0	0	0	0	0	0	0	0	0	0	1	18
Tuesday	1/21/03	11:15 PM	0	15	1	0	0	0	0	0	0	0	0	0	0	1	17
Tuesday	1/21/03	11:30 PM	0	21	1	0	0	0	0	0	0	0	0	0	0	1	23
Tuesday	1/21/03	11:45 PM	0	11	0	0	0	0	0	0	0	0	0	0	0	0	11
		Total	24	3774	295	69	90	23	1	35	11	19	0	2	35	701	5079
Wednesday	1/22/03	12:00 AM	0	13	0	0	0	0	0	0	0	0	0	0	0	0	13
Wednesday	1/22/03	12:15 AM	0	6	0	0	0	0	0	0	0	0	0	0	0	1	7
Wednesday	1/22/03	12:30 AM	0	10	0	0	0	0	0	0	0	0	0	0	0	0	10
Wednesday	1/22/03	12:45 AM	0	9	0	0	0	0	0	1	0	0	0	0	0	1	11
Wednesday	1/22/03	1:00 AM	0	4	0	0	0	0	0	0	0	0	0	0	0	0	4
Wednesday	1/22/03	1:15 AM	0	3	0	0	0	0	0	0	0	0	0	0	0	0	3
Wednesday	1/22/03	1:30 AM	0	6	0	0	0	0	0	0	0	0	0	0	0	0	6
Wednesday	1/22/03	1:45 AM	0	5	0	0	0	0	0	0	0	0	0	0	0	0	5
Wednesday	1/22/03	2:00 AM	0	6	0	0	0	0	0	0	0	0	0	0	0	1	7
Wednesday	1/22/03	2:15 AM	0	7	1	0	0	0	0	0	0	0	0	0	0	0	8
Wednesday	1/22/03	2:30 AM	0	3	0	0	0	0	0	0	0	0	0	0	0	0	3
Wednesday	1/22/03	2:45 AM	0	1	0	0	0	0	0	0	0	0	0	0	0	0	1
Wednesday	1/22/03	3:00 AM	0	4	0	0	1	0	0	0	0	0	0	0	0	0	5
Wednesday	1/22/03	3:15 AM	0	5	0	0	0	0	0	0	0	0	0	0	0	0	5
Wednesday	1/22/03	3:30 AM	0	2	0	0	0	0	0	0	0	0	0	0	0	0	2
Wednesday	1/22/03	3:45 AM	0	6	4	0	0	0	0	0	0	0	0	0	0	0	10
Wednesday	1/22/03	4:00 AM	0	3	0	0	0	0	0	0	0	0	0	0	0	0	3
Wednesday	1/22/03	4:15 AM	0	2	1	0	0	0	1	0	0	0	0	0	0	0	4
Wednesday	1/22/03	4:30 AM	0	7	0	0	0	0	0	0	0	0	0	0	0	0	7
Wednesday	1/22/03	4:45 AM	0	5	0	0	0	0	0	0	0	0	0	0	0	0	5
Wednesday	1/22/03	5:00 AM	0	12	1	0	1	0	0	0	0	0	0	0	0	0	14
Wednesday	1/22/03	5:15 AM	0	12	2	0	1	0	0	0	0	0	0	0	0	0	15
Wednesday	1/22/03	5:30 AM	0	23	4	1	0	0	0	0	0	0	0	0	0	0	28
Wednesday	1/22/03	5:45 AM	0	22	1	0	0	0	0	0	0	0	0	0	0	1	24
Wednesday	1/22/03	6:00 AM	0	29	2	1	0	0	0	0	0	0	0	0	0	0	32
Wednesday	1/22/03	6:15 AM	0	35	4	0	2	0	0	0	0	0	0	0	0	1	42
Wednesday	1/22/03	6:30 AM	0	41	4	1	1	0	0	0	0	0	0	0	0	5	52
Wednesday	1/22/03	6:45 AM	0	63	5	1	0	0	0	0	0	0	0	0	0	4	73
Wednesday	1/22/03	7:00 AM	0	67	5	1	0	0	0	0	0	0	0	0	1	4	78
Wednesday	1/22/03	7:15 AM	0	74	5	1	2	0	0	1	1	0	0	0	0	5	89
Wednesday	1/22/03	7:30 AM	2	78	6	0	0	0	1	1	2	0	0	0	1	7	98
Wednesday	1/22/03	7:45 AM	0	96	7	0	3	1	0	0	0	2	0	0	0	3	112
Wednesday	1/22/03	8:00 AM	0	63	9	1	0	0	1	0	0	0	0	1	1	8	84
Wednesday	1/22/03	8:15 AM	0	67	5	1	2	0	0	1	1	0	0	0	0	3	80
Wednesday	1/22/03	8:30 AM	0	74	5	3	5	0	1	0	0	0	0	2	2	112	112
Wednesday	1/22/03	8:45 AM	0	62	2	0	2	0	0	1	0	0	0	0	0	4	71
Wednesday	1/22/03	9:00 AM	1	50	3	1	0	0	0	0	0	0	0	0	0	3	58
Wednesday	1/22/03	9:15 AM	2	53	5	0	1	0	0	0	0	0	0	0	0	5	66
Wednesday	1/22/03	9:30 AM	1	54	3	2	1	2	0	2	0	0	0	0	0	8	73
Wednesday	1/22/03	9:45 AM	2	39	3	1	1	1	0	0	0	0	0	0	0	7	54
Wednesday	1/22/03	10:00 AM	0	43	0	1	2	0	0	0	0	1	0	0	0	4	51
Wednesday	1/22/03	10:15 AM	1	54	6	2	2	0	0	0	0	0	0	0	0	3	68
Wednesday	1/22/03	10:30 AM	1	54	4	1	0	0	1	0	0	0	0	0	0	8	69
Wednesday	1/22/03	10:45 AM	0	58	8	1	2	0	0	0	0	0	0	0	0	8	77
Wednesday	1/22/03	11:00 AM	0	67	9	1	1	0	0	1	0	0	0	0	0	3	82
Wednesday	1/22/03	11:15 AM	1	53	12	2	3	0	0	0	0	0	0	0	0	14	85
Wednesday	1/22/03	11:30 AM	0	53	8	1	3	0	0	0	0	0	0	0	1	6	72
Wednesday	1/22/03	11:45 AM	1	55	2	2	0	0	0	0	0	0	0	0	2	16	78
Wednesday	1/22/03	12:00 PM	1	79	8	1	1	0	0	1	0	0	0	0	0	8	99
Wednesday	1/22/03	12:15 PM	0	47	8	1	2	0	0	1	1	1	0	0	0	12	73
Wednesday	1/22/03	12:30 PM	0	53	10	1	0	1	1	1	0	0	0	0	0	14	81
Wednesday	1/22/03	12:45 PM	1	58	4	2	3	0	1	0	0	0	0	0	1	8	78
Wednesday	1/22/03	1:00 PM	0	57	6	2	1	1	0	0	0	0	0	0	0	9	76
Wednesday	1/22/03	1:15 PM	0	49	1	2	2	0	0	0	0	0	0	0	0	7	63
Wednesday	1/22/03	1:30 PM	1	54	7	1	1	2	0	0	0	0	0	0	0	5	71
Wednesday	1/22/03	1:45 PM	1	56	2	0	1	0	0	1	0	3	0	0	0	9	73
Wednesday	1/22/03	2:00 PM	0	51	7	0	4	0	0	0	1	0	0	0	2	6	71
Wednesday	1/22/03	2:15 PM	0	49	4	1	1	0	0	0	0	1	1	0	2	34	93
Wednesday	1/22/03	2:30 PM	0	61	6	1	1	0	0	0	0	0	0	0	0	12	81

Portway
City of Bayonne, Hudson County

Start Date: 1/20/2003
Start Time: 12:00:00 PM
Site Code: 4-4
Station ID: 09637
Location : Broadway
Broadway-NB

Day	Date	Time	Class 1	Class 2	Class 3	Class 4	Class 5	Class 6	Class 7	Class 8	Class 9	Class 10	Class 11	Class 12	Class 13	Class 14	Total
Wednesday	1/22/03	2:45 PM	0	59	7	1	0	0	0	0	0	0	0	0	3	21	91
Wednesday	1/22/03	3:00 PM	0	62	6	3	3	0	0	0	0	0	0	1	0	14	89
Wednesday	1/22/03	3:15 PM	1	75	6	0	2	1	0	1	0	0	0	0	1	8	95
Wednesday	1/22/03	3:30 PM	0	64	4	2	5	0	0	0	1	0	1	0	0	21	98
Wednesday	1/22/03	3:45 PM	0	74	3	0	1	2	0	0	0	1	0	0	0	19	100
Wednesday	1/22/03	4:00 PM	0	64	7	1	2	0	0	2	0	0	1	0	0	16	93
Wednesday	1/22/03	4:15 PM	4	75	6	0	1	0	0	0	0	1	0	0	2	14	103
Wednesday	1/22/03	4:30 PM	0	65	4	2	0	0	0	0	0	1	0	0	0	15	87
Wednesday	1/22/03	4:45 PM	3	66	1	0	0	0	0	0	1	1	0	0	0	21	93
Wednesday	1/22/03	5:00 PM	0	65	3	2	0	0	0	0	0	0	0	1	3	8	82
Wednesday	1/22/03	5:15 PM	0	62	3	1	3	0	0	2	1	1	0	0	1	10	84
Wednesday	1/22/03	5:30 PM	0	73	4	1	0	0	0	0	0	0	0	0	0	8	86
Wednesday	1/22/03	5:45 PM	1	53	0	1	0	0	0	0	0	0	0	0	0	10	65
Wednesday	1/22/03	6:00 PM	0	69	3	1	0	0	0	1	0	0	0	0	0	5	79
Wednesday	1/22/03	6:15 PM	1	60	2	1	2	0	0	0	0	1	0	0	0	9	76
Wednesday	1/22/03	6:30 PM	0	64	1	1	0	1	0	1	0	0	0	0	0	1	69
Wednesday	1/22/03	6:45 PM	0	57	1	1	0	0	0	0	0	0	0	0	0	2	61
Wednesday	1/22/03	7:00 PM	0	42	1	0	0	0	0	0	0	0	0	0	0	3	46
Wednesday	1/22/03	7:15 PM	0	42	2	1	0	1	0	0	0	0	0	0	0	1	47
Wednesday	1/22/03	7:30 PM	0	48	1	0	0	0	0	1	0	0	0	0	0	4	54
Wednesday	1/22/03	7:45 PM	0	40	1	2	0	1	0	0	0	0	0	0	0	2	46
Wednesday	1/22/03	8:00 PM	0	50	3	1	0	0	0	0	0	0	0	0	0	2	56
Wednesday	1/22/03	8:15 PM	0	52	2	1	0	0	0	0	0	0	0	0	0	0	55
Wednesday	1/22/03	8:30 PM	0	48	1	1	1	0	0	0	0	0	0	0	0	2	53
Wednesday	1/22/03	8:45 PM	0	40	0	0	0	0	0	0	0	0	0	0	0	2	42
Wednesday	1/22/03	9:00 PM	0	37	0	1	0	0	0	0	0	0	0	0	0	1	39
Wednesday	1/22/03	9:15 PM	0	34	2	0	2	0	0	0	0	0	0	0	0	0	38
Wednesday	1/22/03	9:30 PM	0	29	1	1	0	0	0	0	0	0	0	0	0	3	34
Wednesday	1/22/03	9:45 PM	0	24	0	1	0	0	0	0	0	0	0	0	0	3	28
Wednesday	1/22/03	10:00 PM	0	24	3	0	0	0	0	0	0	0	0	0	0	4	31
Wednesday	1/22/03	10:15 PM	0	24	0	1	0	0	0	0	0	0	0	0	0	0	25
Wednesday	1/22/03	10:30 PM	1	25	0	1	0	0	0	0	0	0	0	0	0	2	29
Wednesday	1/22/03	10:45 PM	0	14	2	0	0	0	0	0	0	0	0	0	0	0	16
Wednesday	1/22/03	11:00 PM	0	17	0	0	0	0	0	0	0	0	0	0	0	1	18
Wednesday	1/22/03	11:15 PM	0	12	1	1	0	0	0	0	0	0	0	0	0	0	14
Wednesday	1/22/03	11:30 PM	0	12	0	0	0	0	0	0	0	0	0	0	0	0	12
Wednesday	1/22/03	11:45 PM	0	8	0	0	0	0	0	0	0	0	0	0	0	0	8
		Total	27	3901	280	68	75	16	4	21	9	16	3	3	23	511	4957
Thursday	1/23/03	12:00 AM	0	10	1	0	0	0	0	0	0	0	0	0	0	1	12
Thursday	1/23/03	12:15 AM	0	13	0	0	0	0	0	0	0	0	0	0	0	0	13
Thursday	1/23/03	12:30 AM	0	3	0	0	0	0	0	0	0	0	0	0	0	2	5
Thursday	1/23/03	12:45 AM	0	6	0	0	1	0	0	0	0	0	0	0	0	0	7
Thursday	1/23/03	1:00 AM	0	2	0	0	0	0	0	0	0	0	0	0	0	0	2
Thursday	1/23/03	1:15 AM	0	9	0	0	0	0	0	0	0	0	0	0	0	0	9
Thursday	1/23/03	1:30 AM	0	5	0	0	0	0	0	0	0	0	0	0	0	2	7
Thursday	1/23/03	1:45 AM	0	6	0	0	0	0	0	0	0	0	0	0	0	1	7
Thursday	1/23/03	2:00 AM	0	3	0	0	0	0	0	0	0	0	0	0	0	1	4
Thursday	1/23/03	2:15 AM	0	6	1	0	0	0	0	0	0	0	0	0	0	0	7
Thursday	1/23/03	2:30 AM	0	1	0	0	0	0	0	0	0	0	0	0	0	0	1
Thursday	1/23/03	2:45 AM	0	3	0	0	0	0	0	0	0	0	0	0	0	1	4
Thursday	1/23/03	3:00 AM	0	4	1	0	0	0	0	0	0	0	0	0	0	0	5
Thursday	1/23/03	3:15 AM	0	3	1	0	0	0	0	0	0	0	0	0	0	0	4
Thursday	1/23/03	3:30 AM	0	1	0	0	1	0	0	0	0	0	0	0	0	0	2
Thursday	1/23/03	3:45 AM	0	4	2	0	0	0	0	0	0	0	0	0	0	0	6
Thursday	1/23/03	4:00 AM	0	1	1	0	1	0	0	0	0	0	0	0	0	0	3
Thursday	1/23/03	4:15 AM	0	9	0	0	0	0	0	0	0	0	0	0	0	0	9
Thursday	1/23/03	4:30 AM	0	5	1	0	1	0	0	0	0	0	0	0	0	0	7
Thursday	1/23/03	4:45 AM	0	5	0	0	0	0	0	0	0	0	0	0	0	1	6
Thursday	1/23/03	5:00 AM	0	10	0	0	0	0	0	0	0	0	0	0	0	1	11
Thursday	1/23/03	5:15 AM	0	16	1	0	1	0	0	0	0	0	0	0	0	1	19
Thursday	1/23/03	5:30 AM	0	21	3	0	0	0	0	0	0	0	0	0	0	2	26
Thursday	1/23/03	5:45 AM	0	26	2	0	0	0	0	0	0	0	0	0	0	0	28
Thursday	1/23/03	6:00 AM	0	27	1	0	1	0	0	0	0	0	0	0	0	0	29
Thursday	1/23/03	6:15 AM	0	38	5	1	1	0	0	0	0	0	0	0	0	1	46
Thursday	1/23/03	6:30 AM	0	39	7	1	0	0	0	0	0	1	0	0	0	2	50
Thursday	1/23/03	6:45 AM	1	41	7	0	0	0	0	0	0	0	0	0	0	2	51
Thursday	1/23/03	7:00 AM	0	65	5	1	1	0	0	0	0	1	0	0	0	2	75
Thursday	1/23/03	7:15 AM	1	86	4	1	2	0	0	1	0	0	0	0	0	1	96

Portway
City of Bayonne, Hudson County

Start Date: 1/20/2003
 Start Time: 12:00:00 PM
 Site Code: 4-4
 Station ID: 09637
 Location : Broadway
 Broadway-NB

Day	Date	Time	Class 1	Class 2	Class 3	Class 4	Class 5	Class 6	Class 7	Class 8	Class 9	Class 10	Class 11	Class 12	Class 13	Class 14	Total
Thursday	1/23/03	7:30 AM	0	84	2	0	2	0	0	0	0	0	0	0	1	4	93
Thursday	1/23/03	7:45 AM	1	81	5	1	2	1	0	1	0	0	0	1	0	6	99
Thursday	1/23/03	8:00 AM	0	72	4	1	1	1	0	0	0	0	0	0	1	7	87
Thursday	1/23/03	8:15 AM	0	49	6	0	3	0	1	0	2	0	0	0	0	11	72
Thursday	1/23/03	8:30 AM	0	69	5	3	3	1	0	1	0	0	0	0	1	10	93
Thursday	1/23/03	8:45 AM	0	56	4	1	3	1	0	1	0	0	0	0	0	16	82
Total			3	879	69	10	24	4	0	5	0	4	0	1	3	75	1077

Portway
City of Bayonne, Hudson County

Start Date: 1/20/2003
Start Time: 11:30:00 AM
Site Code: 4-3
Station ID: 06289
Location : Broadway
Broadway-SB

Day	Date	Time	Class 1	Class 2	Class 3	Class 4	Class 5	Class 6	Class 7	Class 8	Class 9	Class 10	Class 11	Class 12	Class 13	Class 14	Total
Monday	1/20/03	11:30 AM	2	47	6	1	1	6	0	2	0	1	0	0	0	11	77
Monday	1/20/03	11:45 AM	2	63	10	1	1	3	0	1	0	0	0	0	1	13	95
Monday	1/20/03	12:00 PM	5	50	6	0	1	4	0	0	0	1	0	0	0	24	91
Monday	1/20/03	12:15 PM	3	67	10	1	1	1	0	0	0	0	0	0	1	20	104
Monday	1/20/03	12:30 PM	3	74	5	2	0	6	0	1	1	0	0	0	1	13	106
Monday	1/20/03	12:45 PM	2	64	4	1	0	2	0	1	1	0	0	0	1	15	91
Monday	1/20/03	1:00 PM	3	68	8	2	2	3	0	0	0	0	0	0	0	20	106
Monday	1/20/03	1:15 PM	2	55	10	1	1	2	0	1	0	0	0	0	2	19	93
Monday	1/20/03	1:30 PM	1	86	7	0	0	1	0	1	0	0	0	0	0	3	99
Monday	1/20/03	1:45 PM	3	74	11	0	1	1	0	1	0	0	0	0	0	11	102
Monday	1/20/03	2:00 PM	5	58	5	3	1	1	0	0	0	0	0	0	0	11	84
Monday	1/20/03	2:15 PM	5	59	9	5	0	0	0	2	0	1	0	0	2	24	107
Monday	1/20/03	2:30 PM	10	68	7	0	1	2	0	1	0	0	0	0	0	21	110
Monday	1/20/03	2:45 PM	2	63	7	0	0	5	0	2	0	0	0	0	0	14	93
Monday	1/20/03	3:00 PM	0	62	10	3	1	4	0	1	0	0	0	0	0	15	96
Monday	1/20/03	3:15 PM	4	74	9	2	2	1	0	0	1	0	0	0	4	17	114
Monday	1/20/03	3:30 PM	3	80	10	0	2	3	0	1	0	0	0	0	0	22	121
Monday	1/20/03	3:45 PM	7	77	5	1	2	5	0	0	0	0	0	0	1	11	109
Monday	1/20/03	4:00 PM	8	68	5	0	1	3	0	0	0	0	0	0	0	16	101
Monday	1/20/03	4:15 PM	6	72	9	2	1	0	0	0	0	0	0	0	0	8	98
Monday	1/20/03	4:30 PM	9	71	3	0	0	1	0	1	0	0	0	1	3	20	109
Monday	1/20/03	4:45 PM	3	75	14	2	1	1	1	1	1	0	0	0	2	14	115
Monday	1/20/03	5:00 PM	9	75	10	0	1	3	1	1	1	0	0	0	3	19	123
Monday	1/20/03	5:15 PM	4	61	8	1	0	1	0	0	0	0	0	0	2	23	100
Monday	1/20/03	5:30 PM	4	73	7	1	1	1	0	0	0	0	0	0	1	10	98
Monday	1/20/03	5:45 PM	4	63	10	1	0	5	0	1	0	0	0	1	1	17	103
Monday	1/20/03	6:00 PM	2	64	4	1	0	5	0	2	1	0	0	0	2	12	93
Monday	1/20/03	6:15 PM	1	52	6	0	2	1	0	0	0	0	0	0	0	10	72
Monday	1/20/03	6:30 PM	3	55	4	0	0	0	2	0	0	0	0	0	2	19	85
Monday	1/20/03	6:45 PM	3	76	4	0	0	4	0	0	1	0	0	0	1	9	98
Monday	1/20/03	7:00 PM	4	47	2	1	0	3	0	1	0	0	0	0	0	15	73
Monday	1/20/03	7:15 PM	2	56	1	1	0	7	1	0	1	0	0	0	0	12	81
Monday	1/20/03	7:30 PM	2	50	8	0	0	0	0	0	0	0	0	0	0	4	64
Monday	1/20/03	7:45 PM	3	34	3	1	1	1	0	0	0	0	0	0	0	4	47
Monday	1/20/03	8:00 PM	2	45	1	1	0	0	0	0	0	0	0	0	0	7	56
Monday	1/20/03	8:15 PM	2	43	4	0	1	0	0	0	1	0	0	0	0	3	54
Monday	1/20/03	8:30 PM	1	42	0	1	0	2	0	0	0	1	0	0	0	2	49
Monday	1/20/03	8:45 PM	3	41	1	0	1	2	0	1	0	0	0	0	0	3	52
Monday	1/20/03	9:00 PM	1	43	1	1	0	2	0	0	0	0	0	0	0	3	51
Monday	1/20/03	9:15 PM	3	27	4	1	1	1	0	0	0	0	0	0	0	3	40
Monday	1/20/03	9:30 PM	3	36	1	0	0	0	0	0	0	0	0	0	0	2	42
Monday	1/20/03	9:45 PM	0	28	3	1	0	1	0	0	0	0	0	0	0	1	34
Monday	1/20/03	10:00 PM	2	37	4	0	0	0	0	0	0	0	0	0	0	4	47
Monday	1/20/03	10:15 PM	0	24	2	1	0	1	0	0	0	0	0	0	0	1	29
Monday	1/20/03	10:30 PM	0	24	2	0	0	1	0	0	0	0	0	0	0	1	28
Monday	1/20/03	10:45 PM	0	18	2	0	1	0	0	0	0	1	0	0	0	2	24
Monday	1/20/03	11:00 PM	0	23	3	1	0	0	0	0	0	0	0	0	0	1	28
Monday	1/20/03	11:15 PM	1	19	2	0	0	0	0	0	0	0	0	0	0	0	22
Monday	1/20/03	11:30 PM	0	16	1	0	0	0	0	0	0	0	0	0	0	3	20
Monday	1/20/03	11:45 PM	0	4	2	0	0	0	0	0	0	0	0	0	0	0	6
		Total	147	2651	270	41	29	96	3	25	9	5	0	2	30	532	3840
Tuesday	1/21/03	12:00 AM	1	5	3	0	0	0	0	0	0	0	0	0	0	1	10
Tuesday	1/21/03	12:15 AM	0	7	1	0	0	0	0	0	0	0	0	0	0	0	8
Tuesday	1/21/03	12:30 AM	0	8	0	0	0	0	0	0	0	0	0	0	0	0	8
Tuesday	1/21/03	12:45 AM	1	6	1	0	0	0	0	0	0	0	0	0	0	1	9
Tuesday	1/21/03	1:00 AM	0	6	0	0	0	0	0	0	0	0	0	0	0	0	6
Tuesday	1/21/03	1:15 AM	0	8	1	0	1	0	0	0	0	0	0	0	0	1	11
Tuesday	1/21/03	1:30 AM	0	3	1	0	0	0	0	0	0	0	0	0	0	0	4
Tuesday	1/21/03	1:45 AM	0	8	0	0	0	0	0	0	0	0	0	0	0	2	10
Tuesday	1/21/03	2:00 AM	0	3	1	0	1	1	0	0	0	0	0	0	0	0	6
Tuesday	1/21/03	2:15 AM	0	5	0	0	0	0	0	0	0	0	0	0	0	0	5
Tuesday	1/21/03	2:30 AM	0	3	1	0	0	0	0	0	0	0	0	0	0	0	4
Tuesday	1/21/03	2:45 AM	0	1	0	1	0	0	0	0	0	0	0	0	0	0	2
Tuesday	1/21/03	3:00 AM	0	6	0	0	0	0	0	0	0	0	0	0	0	0	6
Tuesday	1/21/03	3:15 AM	0	3	0	0	0	0	0	0	0	0	0	0	0	0	3
Tuesday	1/21/03	3:30 AM	0	7	1	0	0	0	0	0	0	0	0	0	0	0	8
Tuesday	1/21/03	3:45 AM	0	5	0	0	0	0	0	0	0	0	0	0	0	0	5
Tuesday	1/21/03	4:00 AM	0	5	0	0	1	1	0	0	0	0	0	0	0	0	7

Portway
City of Bayonne, Hudson County

Start Date: 1/20/2003
Start Time: 11:30:00 AM
Site Code: 4-3
Station ID: 06289
Location: Broadway
Broadway-SB

Day	Date	Time	Class 1	Class 2	Class 3	Class 4	Class 5	Class 6	Class 7	Class 8	Class 9	Class 10	Class 11	Class 12	Class 13	Class 14	Total
Tuesday	1/21/03	4:15 AM	0	4	1	0	0	0	0	0	0	0	0	0	0	0	5
Tuesday	1/21/03	4:30 AM	0	6	0	0	2	1	0	0	0	0	0	0	0	2	11
Tuesday	1/21/03	4:45 AM	0	5	0	0	0	0	0	0	0	0	0	0	0	1	6
Tuesday	1/21/03	5:00 AM	0	2	1	0	1	0	0	0	0	0	0	0	0	0	4
Tuesday	1/21/03	5:15 AM	1	7	1	0	0	0	0	0	0	0	0	0	0	1	10
Tuesday	1/21/03	5:30 AM	0	3	4	0	1	0	0	0	0	0	0	0	0	1	9
Tuesday	1/21/03	5:45 AM	0	12	3	0	0	0	0	0	1	0	0	0	0	5	21
Tuesday	1/21/03	6:00 AM	0	26	3	2	2	0	0	0	0	0	0	0	0	1	34
Tuesday	1/21/03	6:15 AM	1	20	6	1	0	1	0	0	0	0	0	0	0	4	33
Tuesday	1/21/03	6:30 AM	1	19	1	0	0	2	1	0	0	0	0	0	0	8	32
Tuesday	1/21/03	6:45 AM	1	27	7	2	1	0	0	0	0	0	0	0	0	2	40
Tuesday	1/21/03	7:00 AM	1	29	4	1	2	2	1	0	0	0	0	0	0	4	44
Tuesday	1/21/03	7:15 AM	1	24	3	1	1	3	0	0	0	0	0	0	0	4	37
Tuesday	1/21/03	7:30 AM	2	36	6	1	2	3	0	0	0	0	0	0	0	4	54
Tuesday	1/21/03	7:45 AM	0	49	7	1	1	0	2	0	0	0	0	0	1	6	67
Tuesday	1/21/03	8:00 AM	2	37	9	1	0	4	0	0	0	0	0	0	1	9	63
Tuesday	1/21/03	8:15 AM	0	42	6	1	2	4	0	0	0	0	0	0	0	13	68
Tuesday	1/21/03	8:30 AM	1	47	5	2	2	2	0	0	0	0	0	0	0	13	72
Tuesday	1/21/03	8:45 AM	2	47	6	1	2	1	1	0	1	0	0	0	1	16	79
Tuesday	1/21/03	9:00 AM	1	35	13	2	1	2	0	3	0	0	0	0	1	21	79
Tuesday	1/21/03	9:15 AM	4	56	10	1	0	4	0	2	0	0	0	0	0	12	89
Tuesday	1/21/03	9:30 AM	5	43	7	1	3	3	0	0	0	0	0	0	0	21	83
Tuesday	1/21/03	9:45 AM	2	36	8	0	3	4	0	0	0	0	0	0	0	27	80
Tuesday	1/21/03	10:00 AM	3	45	6	1	3	0	0	1	0	0	0	0	0	14	73
Tuesday	1/21/03	10:15 AM	4	52	1	2	1	1	0	2	1	0	0	0	2	16	83
Tuesday	1/21/03	10:30 AM	4	50	7	0	1	3	0	0	0	0	0	0	1	16	82
Tuesday	1/21/03	10:45 AM	6	47	4	0	1	3	0	0	0	0	0	0	1	17	79
Tuesday	1/21/03	11:00 AM	8	43	5	0	1	3	0	0	0	0	0	0	1	20	81
Tuesday	1/21/03	11:15 AM	3	42	6	1	1	3	0	1	1	1	0	0	1	39	99
Tuesday	1/21/03	11:30 AM	1	17	0	1	0	2	0	1	0	0	0	0	0	76	98
Tuesday	1/21/03	11:45 AM	0	1	0	0	1	0	0	0	0	0	0	0	1	96	99
Tuesday	1/21/03	12:00 PM	4	20	5	1	1	1	0	1	0	2	0	0	4	55	94
Tuesday	1/21/03	12:15 PM	5	57	9	0	1	4	0	0	0	0	0	0	2	41	119
Tuesday	1/21/03	12:30 PM	5	49	11	4	1	4	0	0	0	0	0	0	2	38	114
Tuesday	1/21/03	12:45 PM	4	46	5	0	0	2	0	0	0	0	0	0	1	22	80
Tuesday	1/21/03	1:00 PM	12	50	8	1	1	4	1	4	1	0	0	0	2	33	117
Tuesday	1/21/03	1:15 PM	8	40	6	0	0	3	0	3	0	0	0	0	2	26	88
Tuesday	1/21/03	1:30 PM	7	43	11	2	1	2	0	3	2	0	0	0	4	33	108
Tuesday	1/21/03	1:45 PM	4	55	9	2	1	2	0	0	2	0	0	0	3	34	112
Tuesday	1/21/03	2:00 PM	9	50	1	0	0	5	0	2	0	0	0	0	0	31	98
Tuesday	1/21/03	2:15 PM	2	40	6	0	0	2	0	2	0	0	0	1	2	46	101
Tuesday	1/21/03	2:30 PM	3	60	10	1	0	3	0	1	0	0	0	0	1	31	110
Tuesday	1/21/03	2:45 PM	7	58	2	1	1	7	0	1	0	2	0	0	0	23	102
Tuesday	1/21/03	3:00 PM	3	56	5	0	0	2	0	0	0	1	0	0	2	25	94
Tuesday	1/21/03	3:15 PM	6	54	6	0	0	5	0	0	1	0	0	0	1	24	97
Tuesday	1/21/03	3:30 PM	0	18	6	2	0	1	0	1	1	0	0	0	4	43	76
Tuesday	1/21/03	3:45 PM	1	52	10	1	2	1	0	0	0	0	0	0	2	17	86
Tuesday	1/21/03	4:00 PM	0	66	12	0	0	1	0	1	0	0	0	0	0	23	103
Tuesday	1/21/03	4:15 PM	1	68	11	0	1	2	0	0	0	0	0	0	2	23	108
Tuesday	1/21/03	4:30 PM	6	53	10	2	0	2	0	0	0	0	0	0	4	31	108
Tuesday	1/21/03	4:45 PM	0	2	0	0	0	1	0	0	0	0	0	0	1	128	132
Tuesday	1/21/03	5:00 PM	0	0	0	0	0	0	0	0	0	0	0	0	0	131	131
Tuesday	1/21/03	5:15 PM	3	36	2	0	0	3	0	1	0	0	0	0	1	66	112
Tuesday	1/21/03	5:30 PM	6	70	5	0	1	1	0	1	0	1	0	0	1	25	111
Tuesday	1/21/03	5:45 PM	5	58	8	0	0	1	0	1	0	1	0	0	1	23	98
Tuesday	1/21/03	6:00 PM	6	66	8	1	0	2	0	0	0	0	0	0	0	18	101
Tuesday	1/21/03	6:15 PM	2	78	2	0	0	3	0	0	0	0	0	0	0	16	101
Tuesday	1/21/03	6:30 PM	2	68	11	0	2	3	0	1	0	0	0	0	0	16	103
Tuesday	1/21/03	6:45 PM	3	75	6	0	0	3	0	0	0	0	0	0	0	23	110
Tuesday	1/21/03	7:00 PM	3	57	6	1	1	2	0	0	0	0	0	0	0	8	78
Tuesday	1/21/03	7:15 PM	2	48	4	0	0	1	0	0	0	0	0	0	0	8	63
Tuesday	1/21/03	7:30 PM	2	46	7	0	0	1	0	0	1	0	0	0	0	4	61
Tuesday	1/21/03	7:45 PM	3	54	3	2	0	0	0	0	0	0	0	0	0	5	67
Tuesday	1/21/03	8:00 PM	4	43	4	1	0	2	0	0	0	0	0	0	0	8	62
Tuesday	1/21/03	8:15 PM	3	45	2	0	0	2	0	0	0	0	0	0	0	5	57
Tuesday	1/21/03	8:30 PM	4	41	1	0	0	0	1	0	0	0	0	0	0	6	53
Tuesday	1/21/03	8:45 PM	0	37	2	0	0	3	0	1	0	0	0	0	0	6	49
Tuesday	1/21/03	9:00 PM	3	43	4	1	0	0	0	0	0	0	0	0	0	2	53

Portway
City of Bayonne, Hudson County

Start Date: 1/20/2003
Start Time: 11:30:00 AM
Site Code: 4-3
Station ID: 06289
Location : Broadway
Broadway-SB

Day	Date	Time	Class 1	Class 2	Class 3	Class 4	Class 5	Class 6	Class 7	Class 8	Class 9	Class 10	Class 11	Class 12	Class 13	Class 14	Total
Tuesday	1/21/03	9:15 PM	0	42	3	0	0	2	0	0	0	0	0	0	0	2	49
Tuesday	1/21/03	9:30 PM	2	47	3	0	0	2	0	0	1	0	0	0	0	3	58
Tuesday	1/21/03	9:45 PM	0	38	2	1	0	1	0	0	0	0	0	0	0	3	45
Tuesday	1/21/03	10:00 PM	1	34	3	0	0	2	0	0	0	0	0	0	0	0	40
Tuesday	1/21/03	10:15 PM	0	35	1	0	0	1	0	0	0	0	0	0	0	4	41
Tuesday	1/21/03	10:30 PM	1	32	3	0	0	0	0	0	0	0	0	0	0	3	39
Tuesday	1/21/03	10:45 PM	2	23	1	1	1	1	0	0	0	0	0	0	0	0	29
Tuesday	1/21/03	11:00 PM	1	15	1	0	0	2	0	0	0	0	0	0	0	3	22
Tuesday	1/21/03	11:15 PM	0	20	2	0	0	0	0	0	0	0	0	0	0	2	24
Tuesday	1/21/03	11:30 PM	0	16	5	0	0	0	0	0	0	0	0	0	0	2	23
Tuesday	1/21/03	11:45 PM	1	16	0	0	0	1	0	0	0	0	0	0	0	0	18
		Total	202	3118	392	49	53	146	5	36	12	11	0	1	53	1593	5671
Wednesday	1/22/03	12:00 AM	0	10	0	0	0	2	0	0	0	0	0	0	0	0	12
Wednesday	1/22/03	12:15 AM	1	8	0	0	1	0	0	0	0	0	0	0	1	0	11
Wednesday	1/22/03	12:30 AM	0	13	0	0	0	0	0	0	0	0	0	0	0	0	13
Wednesday	1/22/03	12:45 AM	0	8	0	0	0	0	0	0	0	0	0	0	0	0	8
Wednesday	1/22/03	1:00 AM	0	9	0	0	0	0	0	0	0	0	0	0	0	1	10
Wednesday	1/22/03	1:15 AM	0	6	1	0	1	0	0	0	0	0	0	0	0	0	8
Wednesday	1/22/03	1:30 AM	0	5	0	0	0	0	0	0	0	0	0	0	0	0	5
Wednesday	1/22/03	1:45 AM	0	4	1	0	0	0	0	0	0	0	0	0	0	0	5
Wednesday	1/22/03	2:00 AM	1	4	1	0	1	1	0	0	0	0	0	0	0	0	8
Wednesday	1/22/03	2:15 AM	0	1	0	0	0	0	0	0	0	0	0	0	0	1	2
Wednesday	1/22/03	2:30 AM	0	8	0	0	0	0	0	0	0	0	0	0	0	0	8
Wednesday	1/22/03	2:45 AM	0	7	1	0	0	0	0	0	0	0	0	0	0	0	8
Wednesday	1/22/03	3:00 AM	0	0	1	0	0	0	0	0	0	0	0	0	0	1	2
Wednesday	1/22/03	3:15 AM	0	2	0	0	0	0	0	0	0	0	0	0	0	1	3
Wednesday	1/22/03	3:30 AM	1	0	0	0	0	0	0	0	0	0	0	0	0	0	1
Wednesday	1/22/03	3:45 AM	0	3	1	0	0	0	0	0	0	0	0	0	0	0	4
Wednesday	1/22/03	4:00 AM	0	3	0	0	1	0	0	0	0	0	0	0	0	0	4
Wednesday	1/22/03	4:15 AM	1	3	1	0	0	1	0	0	1	0	0	0	0	1	8
Wednesday	1/22/03	4:30 AM	0	8	1	0	1	0	0	0	0	0	0	0	0	0	10
Wednesday	1/22/03	4:45 AM	0	5	1	0	0	0	0	0	0	0	0	0	0	1	7
Wednesday	1/22/03	5:00 AM	0	6	1	0	1	0	0	0	0	0	0	0	0	0	8
Wednesday	1/22/03	5:15 AM	0	7	2	0	0	0	0	0	0	0	0	0	0	2	11
Wednesday	1/22/03	5:30 AM	0	9	5	1	1	0	0	0	0	0	0	1	4	4	21
Wednesday	1/22/03	5:45 AM	0	16	1	0	0	0	0	0	0	0	0	1	1	1	19
Wednesday	1/22/03	6:00 AM	0	19	5	1	1	0	0	0	0	0	0	0	0	2	28
Wednesday	1/22/03	6:15 AM	0	19	2	1	1	2	0	0	0	0	0	0	0	2	27
Wednesday	1/22/03	6:30 AM	0	22	8	0	1	0	0	1	0	0	0	0	0	7	39
Wednesday	1/22/03	6:45 AM	0	31	2	1	0	2	0	0	0	0	0	0	0	1	37
Wednesday	1/22/03	7:00 AM	3	31	5	2	0	2	0	1	0	0	0	0	1	6	51
Wednesday	1/22/03	7:15 AM	3	30	5	1	1	1	0	0	0	0	0	0	0	9	50
Wednesday	1/22/03	7:30 AM	0	34	7	2	2	3	0	1	0	1	0	0	0	7	57
Wednesday	1/22/03	7:45 AM	2	29	8	3	2	1	0	0	0	0	0	0	0	4	49
Wednesday	1/22/03	8:00 AM	1	54	4	1	2	1	0	0	0	0	0	0	0	10	73
Wednesday	1/22/03	8:15 AM	2	42	4	3	2	4	0	0	0	0	0	0	0	10	67
Wednesday	1/22/03	8:30 AM	1	68	11	2	1	4	0	0	0	0	0	0	0	14	101
Wednesday	1/22/03	8:45 AM	2	56	11	1	1	2	0	1	0	0	0	0	1	16	91
Wednesday	1/22/03	9:00 AM	3	58	7	0	2	2	0	2	0	0	0	0	0	8	82
Wednesday	1/22/03	9:15 AM	0	45	5	3	0	2	0	0	0	0	0	0	0	4	59
Wednesday	1/22/03	9:30 AM	3	57	7	4	2	5	0	0	0	0	0	0	0	9	87
Wednesday	1/22/03	9:45 AM	4	54	10	2	3	3	0	0	0	0	0	0	0	16	92
Wednesday	1/22/03	10:00 AM	2	38	7	2	2	1	0	1	0	0	0	0	0	26	79
Wednesday	1/22/03	10:15 AM	5	44	9	2	0	6	0	0	1	1	0	0	0	15	83
Wednesday	1/22/03	10:30 AM	4	37	5	0	1	5	0	1	0	0	0	0	0	12	65
Wednesday	1/22/03	10:45 AM	9	32	10	1	0	4	0	2	0	0	0	1	1	23	83
Wednesday	1/22/03	11:00 AM	1	18	3	0	1	1	0	1	0	1	0	0	0	80	106
Wednesday	1/22/03	11:15 AM	3	54	10	1	1	2	0	1	0	0	0	0	1	22	95
Wednesday	1/22/03	11:30 AM	2	62	10	1	2	2	0	1	0	0	0	0	0	14	94
Wednesday	1/22/03	11:45 AM	0	66	8	0	1	3	0	2	0	0	0	0	2	20	102
Wednesday	1/22/03	12:00 PM	6	48	7	1	2	5	0	0	1	0	0	0	1	39	110
Wednesday	1/22/03	12:15 PM	1	47	7	0	1	2	0	0	0	1	0	0	5	24	88
Wednesday	1/22/03	12:30 PM	2	58	11	1	3	3	0	0	0	1	0	0	0	25	104
Wednesday	1/22/03	12:45 PM	2	57	11	1	1	3	0	1	0	0	0	0	1	19	96
Wednesday	1/22/03	1:00 PM	0	32	9	0	0	2	0	0	0	0	0	0	0	53	96
Wednesday	1/22/03	1:15 PM	7	57	15	0	0	0	0	0	0	1	0	0	0	14	94
Wednesday	1/22/03	1:30 PM	7	66	10	1	1	2	0	1	1	0	0	0	3	7	99
Wednesday	1/22/03	1:45 PM	2	46	15	0	1	5	0	1	0	0	0	0	1	28	99

Portway
City of Bayonne, Hudson County

Start Date: 1/20/2003
Start Time: 11:30:00 AM
Site Code: 4-3
Station ID: 06289
Location : Broadway
Broadway-SB

Day	Date	Time	Class 1	Class 2	Class 3	Class 4	Class 5	Class 6	Class 7	Class 8	Class 9	Class 10	Class 11	Class 12	Class 13	Class 14	Total
Wednesday	1/22/03	2:00 PM	2	55	9	2	2	0	0	0	0	1	0	0	2	19	92
Wednesday	1/22/03	2:15 PM	5	55	11	1	2	2	0	3	0	2	0	0	7	38	126
Wednesday	1/22/03	2:30 PM	2	64	10	1	3	5	0	1	1	1	0	0	0	14	102
Wednesday	1/22/03	2:45 PM	6	64	16	2	1	4	0	2	0	0	0	0	2	24	121
Wednesday	1/22/03	3:00 PM	5	67	10	1	1	4	0	0	0	0	0	0	2	23	113
Wednesday	1/22/03	3:15 PM	3	65	10	0	1	1	0	0	1	0	0	0	3	29	113
Wednesday	1/22/03	3:30 PM	3	63	8	1	0	5	0	0	0	0	0	0	4	20	104
Wednesday	1/22/03	3:45 PM	1	72	6	1	0	3	0	2	1	0	0	0	2	11	99
Wednesday	1/22/03	4:00 PM	1	69	10	0	2	1	0	2	1	1	0	0	0	21	108
Wednesday	1/22/03	4:15 PM	0	1	0	0	0	0	0	0	0	0	0	0	0	118	119
Wednesday	1/22/03	4:30 PM	2	93	10	1	0	1	0	1	0	0	0	0	4	12	124
Wednesday	1/22/03	4:45 PM	6	79	8	0	1	4	0	1	0	0	0	0	3	19	121
Wednesday	1/22/03	5:00 PM	2	75	6	2	0	0	0	4	0	0	0	0	3	23	115
Wednesday	1/22/03	5:15 PM	6	85	5	1	0	3	0	1	0	1	0	0	2	18	122
Wednesday	1/22/03	5:30 PM	5	69	10	0	1	2	0	0	0	0	0	0	0	18	105
Wednesday	1/22/03	5:45 PM	3	71	6	0	0	2	0	0	1	1	0	0	2	13	99
Wednesday	1/22/03	6:00 PM	4	73	4	1	0	1	0	0	1	1	0	0	0	13	98
Wednesday	1/22/03	6:15 PM	3	68	10	1	0	0	0	0	0	0	0	0	1	19	102
Wednesday	1/22/03	6:30 PM	1	68	6	0	0	4	0	1	0	0	0	0	0	6	86
Wednesday	1/22/03	6:45 PM	3	68	4	1	0	3	0	0	0	0	0	0	0	11	90
Wednesday	1/22/03	7:00 PM	3	72	6	1	0	1	0	0	0	0	0	0	0	8	91
Wednesday	1/22/03	7:15 PM	1	59	6	0	0	0	0	2	0	0	0	0	0	6	74
Wednesday	1/22/03	7:30 PM	3	65	3	0	1	1	0	0	0	0	0	0	0	2	75
Wednesday	1/22/03	7:45 PM	2	46	1	1	1	0	0	2	0	0	0	0	0	2	55
Wednesday	1/22/03	8:00 PM	1	51	4	1	0	2	0	0	0	0	0	0	0	3	62
Wednesday	1/22/03	8:15 PM	2	42	1	1	1	0	0	1	1	0	0	0	0	4	53
Wednesday	1/22/03	8:30 PM	1	37	2	0	0	1	0	0	0	0	0	0	0	3	44
Wednesday	1/22/03	8:45 PM	0	38	3	0	0	0	0	0	0	0	0	0	0	4	45
Wednesday	1/22/03	9:00 PM	0	47	5	1	0	0	0	1	0	0	0	0	0	3	57
Wednesday	1/22/03	9:15 PM	1	34	3	0	0	1	0	0	0	0	0	0	1	1	41
Wednesday	1/22/03	9:30 PM	1	36	4	0	0	0	0	0	0	0	0	0	0	2	43
Wednesday	1/22/03	9:45 PM	0	32	4	1	0	0	0	0	0	0	0	0	0	1	38
Wednesday	1/22/03	10:00 PM	1	39	1	0	0	1	0	0	0	0	0	0	0	3	45
Wednesday	1/22/03	10:15 PM	2	40	1	1	0	0	0	0	0	0	0	0	0	2	46
Wednesday	1/22/03	10:30 PM	1	22	3	0	1	0	0	0	0	0	0	0	0	1	28
Wednesday	1/22/03	10:45 PM	0	31	5	0	0	0	0	0	0	0	0	0	0	2	38
Wednesday	1/22/03	11:00 PM	0	17	3	0	0	0	0	0	0	0	0	0	0	1	21
Wednesday	1/22/03	11:15 PM	0	25	2	0	0	0	0	0	0	0	0	0	0	1	28
Wednesday	1/22/03	11:30 PM	0	15	1	0	1	0	0	0	0	0	0	0	0	0	17
Wednesday	1/22/03	11:45 PM	0	15	3	0	0	0	0	0	0	0	0	0	0	2	20
		Total	163	3643	486	62	64	136	Total	42	11	14	0	1	58	1079	5759
Thursday	1/23/03	12:00 AM	1	15	1	0	0	0	0	0	0	0	0	0	0	1	18
Thursday	1/23/03	12:15 AM	0	8	0	0	0	1	0	0	0	0	0	0	0	2	11
Thursday	1/23/03	12:30 AM	0	8	1	0	0	0	0	0	0	0	0	0	0	0	9
Thursday	1/23/03	12:45 AM	0	11	2	0	0	0	0	0	0	0	0	0	0	0	13
Thursday	1/23/03	1:00 AM	0	8	0	0	1	0	0	0	0	0	0	0	0	0	9
Thursday	1/23/03	1:15 AM	0	2	2	0	0	1	0	0	0	0	0	0	0	0	5
Thursday	1/23/03	1:30 AM	0	8	1	0	0	0	0	0	0	0	0	0	0	1	10
Thursday	1/23/03	1:45 AM	0	5	0	0	0	0	0	0	0	0	0	0	0	0	5
Thursday	1/23/03	2:00 AM	0	10	2	0	1	0	0	0	0	0	0	0	0	0	13
Thursday	1/23/03	2:15 AM	0	9	1	0	0	0	0	0	0	0	0	0	0	0	10
Thursday	1/23/03	2:30 AM	0	5	0	0	0	0	0	0	0	0	0	0	0	0	5
Thursday	1/23/03	2:45 AM	0	2	0	0	1	0	0	0	0	0	0	0	0	0	3
Thursday	1/23/03	3:00 AM	0	4	3	0	0	0	0	0	0	0	0	0	0	0	7
Thursday	1/23/03	3:15 AM	0	4	1	0	0	0	0	0	0	0	0	0	0	0	5
Thursday	1/23/03	3:30 AM	0	2	0	0	1	0	0	0	0	0	0	0	0	2	5
Thursday	1/23/03	3:45 AM	0	1	0	0	0	0	0	0	0	0	0	0	0	1	2
Thursday	1/23/03	4:00 AM	0	3	0	0	0	0	0	0	0	0	0	0	0	0	3
Thursday	1/23/03	4:15 AM	0	5	1	0	0	0	0	0	0	0	0	0	0	0	6
Thursday	1/23/03	4:30 AM	0	9	2	0	1	0	0	0	0	0	0	0	0	1	13
Thursday	1/23/03	4:45 AM	0	6	1	0	1	0	0	0	0	0	0	0	0	0	8
Thursday	1/23/03	5:00 AM	0	7	3	0	2	0	0	0	0	0	0	0	0	1	13
Thursday	1/23/03	5:15 AM	0	7	3	0	0	1	0	0	0	0	0	0	0	2	13
Thursday	1/23/03	5:30 AM	0	14	3	0	0	0	0	0	0	0	0	0	0	1	18
Thursday	1/23/03	5:45 AM	0	18	3	0	0	0	0	0	0	0	0	0	0	0	21
Thursday	1/23/03	6:00 AM	0	22	3	2	0	0	1	0	1	0	0	0	0	1	30
Thursday	1/23/03	6:15 AM	0	18	2	1	2	0	0	0	0	0	0	0	0	3	26
Thursday	1/23/03	6:30 AM	1	25	4	0	1	2	1	0	0	0	0	0	0	3	37
Thursday	1/23/03	6:45 AM	1	33	6	1	1	1	1	0	0	0	0	0	0	3	47

Portway
City of Bayonne, Hudson County

Start Date: 1/20/2003
 Start Time: 11:30:00 AM
 Site Code: 4-3
 Station ID: 06289
 Location : Broadway
 Broadway-SB

Day	Date	Time	Class 1	Class 2	Class 3	Class 4	Class 5	Class 6	Class 7	Class 8	Class 9	Class 10	Class 11	Class 12	Class 13	Class 14	Total
Thursday	1/23/03	7:00 AM	1	34	7	1	1	1	0	0	0	0	0	0	0	3	48
Thursday	1/23/03	7:15 AM	0	31	4	1	0	1	1	0	0	0	0	0	0	5	43
Thursday	1/23/03	7:30 AM	0	31	4	1	3	3	0	1	0	0	0	0	0	7	50
Thursday	1/23/03	7:45 AM	0	42	10	0	1	2	0	1	0	1	0	0	0	9	66
Thursday	1/23/03	8:00 AM	1	38	6	1	0	1	0	0	0	1	0	0	0	8	56
Thursday	1/23/03	8:15 AM	0	40	4	0	2	3	0	0	0	0	0	0	0	12	61
Thursday	1/23/03	8:30 AM	3	48	6	1	3	1	0	2	0	0	0	0	0	11	75
Thursday	1/23/03	8:45 AM	2	63	8	0	2	0	0	0	0	1	0	0	1	11	88
		Total	10	596	94	9	24	18	4	4	1	3	0	0	1	88	852



Malick & Scherer, P.C. — *M&S* —
 Consulting Engineers
 Construction Inspectors

One Salem Square, 295 Route 22 East, Whitehouse Station, New Jersey 08889
 Phone (908) 534-4995 Fax (908) 534-0507

ATR LOCATION MAP

BROADWAY SOUTH OF 48 STREET

**PORTWAY EXTENSION
 CONCEPT DEVELOPMENT
 AND
 CSM STUDY**

NOT TO SCALE

DATE: 4/2/03

Portway
Union City, Hudson County

Start Date: 1/30/2003
Start Time: 11:30:00 AM
Site Code: 9-3
Station ID: 08888
Location : Broadway Avenue Between 47th & 48th Street
Broadway NB

Day	Date	Time	Class 1	Class 2	Class 3	Class 4	Class 5	Class 6	Class 7	Class 8	Class 9	Class 10	Class 11	Class 12	Class 13	Class 14	Total
Thursday	1/30/03	11:30 AM	0	18	6	1	2	1	0	0	0	0	0	0	0	8	36
Thursday	1/30/03	11:45 AM	0	21	1	0	0	0	0	2	0	0	0	0	0	3	27
Thursday	1/30/03	12:00 PM	0	26	3	2	0	0	0	1	0	1	0	0	0	6	39
Thursday	1/30/03	12:15 PM	0	27	4	1	1	1	0	0	0	0	0	0	0	9	43
Thursday	1/30/03	12:30 PM	0	29	4	2	0	0	0	0	0	0	0	0	0	4	39
Thursday	1/30/03	12:45 PM	0	21	5	1	0	0	0	0	0	0	0	0	0	6	33
Thursday	1/30/03	1:00 PM	1	30	1	1	4	0	0	0	1	0	0	0	1	8	47
Thursday	1/30/03	1:15 PM	1	30	5	1	1	1	0	3	0	0	0	0	1	8	51
Thursday	1/30/03	1:30 PM	0	22	6	0	1	0	0	1	0	0	0	0	1	9	40
Thursday	1/30/03	1:45 PM	0	27	2	0	2	1	0	0	0	0	0	0	0	5	37
Thursday	1/30/03	2:00 PM	0	15	0	1	0	0	0	1	0	1	0	0	0	15	33
Thursday	1/30/03	2:15 PM	0	22	6	0	0	0	0	1	0	0	0	0	2	14	45
Thursday	1/30/03	2:30 PM	0	35	8	1	2	0	0	0	0	0	0	0	0	15	61
Thursday	1/30/03	2:45 PM	0	36	6	1	1	0	0	0	0	1	1	0	0	4	50
Thursday	1/30/03	3:00 PM	0	36	6	3	0	0	0	2	0	0	0	1	0	8	56
Thursday	1/30/03	3:15 PM	2	29	3	1	1	0	0	1	0	0	0	0	1	6	44
Thursday	1/30/03	3:30 PM	1	25	5	0	2	1	0	1	0	0	0	0	0	8	43
Thursday	1/30/03	3:45 PM	0	26	8	0	1	0	0	0	0	0	0	0	0	11	46
Thursday	1/30/03	4:00 PM	0	36	2	1	5	0	0	1	0	0	0	0	1	18	64
Thursday	1/30/03	4:15 PM	0	39	4	0	0	0	0	1	0	1	0	0	0	17	62
Thursday	1/30/03	4:30 PM	0	32	2	0	0	0	0	1	0	2	0	0	0	7	44
Thursday	1/30/03	4:45 PM	0	7	2	0	0	0	0	0	0	0	0	0	0	54	63
Thursday	1/30/03	5:00 PM	0	0	0	0	0	0	0	0	0	0	0	0	0	62	62
Thursday	1/30/03	5:15 PM	0	0	0	0	0	0	0	0	0	0	0	0	0	64	64
Thursday	1/30/03	5:30 PM	0	29	3	1	0	0	0	0	0	2	0	0	3	17	55
Thursday	1/30/03	5:45 PM	0	33	3	2	2	0	0	1	0	2	0	0	0	21	64
Thursday	1/30/03	6:00 PM	0	28	5	0	0	0	0	0	0	1	0	0	0	16	50
Thursday	1/30/03	6:15 PM	1	27	3	1	1	0	1	0	0	0	0	0	0	15	49
Thursday	1/30/03	6:30 PM	0	24	4	3	0	0	0	0	0	0	0	0	0	19	50
Thursday	1/30/03	6:45 PM	0	30	1	2	1	0	0	0	0	0	0	0	0	6	40
Thursday	1/30/03	7:00 PM	0	30	1	2	1	0	0	1	0	0	0	0	0	5	40
Thursday	1/30/03	7:15 PM	0	35	5	2	0	0	0	1	0	1	0	0	0	4	48
Thursday	1/30/03	7:30 PM	0	21	0	0	1	0	0	0	0	0	0	0	0	6	28
Thursday	1/30/03	7:45 PM	0	35	4	2	0	0	0	0	0	0	0	0	0	4	45
Thursday	1/30/03	8:00 PM	0	20	0	0	1	0	0	0	0	0	0	0	0	11	32
Thursday	1/30/03	8:15 PM	0	25	1	1	0	0	0	0	0	0	0	0	0	2	29
Thursday	1/30/03	8:30 PM	0	24	0	0	1	0	0	0	0	0	0	0	0	10	35
Thursday	1/30/03	8:45 PM	0	17	2	2	1	0	0	2	1	0	0	0	0	2	27
Thursday	1/30/03	9:00 PM	0	26	1	0	0	0	0	0	0	0	0	0	0	5	32
Thursday	1/30/03	9:15 PM	0	19	2	1	0	0	0	0	0	0	0	0	0	1	23
Thursday	1/30/03	9:30 PM	0	18	1	1	0	0	0	1	0	0	0	0	0	2	23
Thursday	1/30/03	9:45 PM	0	20	1	0	1	0	0	0	0	0	0	0	0	5	27
Thursday	1/30/03	10:00 PM	0	21	1	0	1	0	0	0	0	0	0	0	0	4	27
Thursday	1/30/03	10:15 PM	0	25	1	0	0	0	0	0	0	0	0	0	0	0	26
Thursday	1/30/03	10:30 PM	0	16	1	1	2	0	0	1	0	0	0	0	0	5	26
Thursday	1/30/03	10:45 PM	0	6	0	0	0	0	0	0	0	0	0	0	0	0	6
Thursday	1/30/03	11:00 PM	0	8	0	1	0	0	0	1	0	0	0	0	0	0	10
Thursday	1/30/03	11:15 PM	0	16	4	0	0	0	0	0	0	0	0	0	0	1	21
Thursday	1/30/03	11:30 PM	0	12	1	0	0	0	0	0	0	0	0	0	0	0	13
Thursday	1/30/03	11:45 PM	0	8	2	1	1	0	0	1	0	0	0	0	0	0	13
		Total	6	1162	136	40	37	5	1	25	2	12	1	1	10	530	1968
Friday	1/31/03	12:00 AM	0	7	0	0	0	0	0	0	0	0	0	0	0	0	7
Friday	1/31/03	12:15 AM	0	4	1	0	0	0	0	0	0	0	0	0	0	0	5
Friday	1/31/03	12:30 AM	0	6	0	0	0	0	0	0	0	0	0	0	0	1	7
Friday	1/31/03	12:45 AM	0	8	0	2	0	0	0	0	0	0	0	0	0	1	11
Friday	1/31/03	1:00 AM	0	4	0	0	0	0	0	0	0	0	0	0	0	0	4
Friday	1/31/03	1:15 AM	0	8	1	0	1	0	0	1	0	0	0	0	0	0	11
Friday	1/31/03	1:30 AM	0	5	1	0	0	0	0	0	0	0	0	0	0	1	7
Friday	1/31/03	1:45 AM	0	7	1	0	0	0	0	0	0	0	0	0	0	0	8
Friday	1/31/03	2:00 AM	0	7	0	0	0	0	0	0	0	0	0	0	0	0	7
Friday	1/31/03	2:15 AM	0	2	0	1	0	0	0	0	0	0	0	0	0	0	3
Friday	1/31/03	2:30 AM	0	3	0	0	0	0	0	0	0	0	0	0	0	1	4
Friday	1/31/03	2:45 AM	0	4	0	0	0	0	0	0	0	0	0	0	0	0	4
Friday	1/31/03	3:00 AM	0	2	0	0	1	0	0	0	0	0	0	0	0	0	3
Friday	1/31/03	3:15 AM	0	2	0	1	0	0	0	0	0	0	0	0	0	1	4
Friday	1/31/03	3:30 AM	0	1	1	0	0	0	0	0	0	0	0	0	0	0	2
Friday	1/31/03	3:45 AM	0	2	1	0	0	0	0	0	0	0	0	0	0	0	3
Friday	1/31/03	4:00 AM	0	1	0	0	0	0	0	0	0	0	0	0	0	0	1
Friday	1/31/03	4:15 AM	0	1	0	1	0	0	0	0	0	0	0	0	0	0	2
Friday	1/31/03	4:30 AM	0	4	0	0	1	0	0	0	0	0	0	0	0	1	6
Friday	1/31/03	4:45 AM	0	2	2	0	0	0	0	1	0	0	0	0	0	0	5

Portway
Union City, Hudson County

Start Date: 1/30/2003
 Start Time: 11:30:00 AM
 Site Code: 9-3
 Station ID: 08888
 Location : Broadway Avenue Between 47th & 48th Street
 Broadway NB

Day	Date	Time	Class 1	Class 2	Class 3	Class 4	Class 5	Class 6	Class 7	Class 8	Class 9	Class 10	Class 11	Class 12	Class 13	Class 14	Total
Monday	2/3/03	9:30 PM	0	23	1	0	0	0	0	1	0	0	0	0	0	0	25
Monday	2/3/03	9:45 PM	0	13	4	1	0	0	0	0	0	1	0	0	0	2	21
Monday	2/3/03	10:00 PM	0	19	3	0	0	0	0	0	0	0	0	0	0	5	27
Monday	2/3/03	10:15 PM	0	23	1	0	1	0	0	0	0	0	0	0	0	0	25
Monday	2/3/03	10:30 PM	0	14	0	2	0	0	0	0	0	0	0	0	0	0	16
Monday	2/3/03	10:45 PM	0	8	1	0	0	0	0	0	0	0	0	0	0	1	10
Monday	2/3/03	11:00 PM	0	10	2	1	0	0	0	0	0	0	0	0	0	0	13
Monday	2/3/03	11:15 PM	0	9	0	0	0	0	0	0	0	0	0	0	0	0	9
Monday	2/3/03	11:30 PM	0	6	0	0	0	0	0	0	0	0	0	0	0	0	6
Monday	2/3/03	11:45 PM	0	7	0	1	0	0	0	1	0	0	0	0	0	0	9
		Total	66	1471	142	62	15	59	6	40	14	15	0	2	23	868	2783
Tuesday	2/4/03	12:00 AM	0	14	1	0	0	0	0	0	0	0	0	0	0	0	15
Tuesday	2/4/03	12:15 AM	0	9	2	0	0	0	0	0	0	0	0	0	0	0	11
Tuesday	2/4/03	12:30 AM	0	3	0	1	0	0	0	0	0	0	0	0	0	0	4
Tuesday	2/4/03	12:45 AM	0	2	0	1	0	0	0	0	0	0	0	0	0	0	3
Tuesday	2/4/03	1:00 AM	0	4	0	0	0	0	0	0	0	0	0	0	0	0	4
Tuesday	2/4/03	1:15 AM	0	1	0	0	0	0	0	0	0	0	0	0	0	0	1
Tuesday	2/4/03	1:30 AM	0	2	0	0	1	0	0	0	0	0	0	0	0	0	3
Tuesday	2/4/03	1:45 AM	0	7	0	0	0	0	0	0	0	0	0	0	0	0	7
Tuesday	2/4/03	2:00 AM	0	3	0	0	0	0	0	0	0	0	0	0	0	0	3
Tuesday	2/4/03	2:15 AM	0	1	0	1	0	0	0	0	0	0	0	0	0	0	2
Tuesday	2/4/03	2:30 AM	0	1	2	0	0	0	0	0	0	0	0	0	0	0	3
Tuesday	2/4/03	2:45 AM	0	1	0	0	0	0	0	0	0	0	0	0	0	0	1
Tuesday	2/4/03	3:00 AM	0	3	0	0	0	1	0	0	0	0	0	0	0	0	4
Tuesday	2/4/03	3:15 AM	0	1	2	0	0	0	0	0	0	0	0	0	0	0	3
Tuesday	2/4/03	3:30 AM	0	1	0	0	0	0	0	0	0	0	0	0	0	0	1
Tuesday	2/4/03	3:45 AM	0	1	0	0	0	0	0	0	0	0	0	0	0	0	1
Tuesday	2/4/03	4:00 AM	0	3	0	0	0	0	0	0	0	0	0	0	0	0	3
Tuesday	2/4/03	4:15 AM	0	1	1	1	0	0	0	0	0	0	0	0	0	0	3
Tuesday	2/4/03	4:30 AM	0	1	0	0	0	0	0	1	0	0	0	0	0	0	2
Tuesday	2/4/03	4:45 AM	0	2	0	0	0	0	0	0	0	0	0	0	0	1	3
Tuesday	2/4/03	5:00 AM	0	4	0	0	0	0	0	0	0	0	0	0	0	0	4
Tuesday	2/4/03	5:15 AM	0	5	0	0	0	0	1	0	0	0	0	0	0	0	6
Tuesday	2/4/03	5:30 AM	1	2	1	0	0	0	0	0	0	0	0	0	0	0	4
Tuesday	2/4/03	5:45 AM	0	2	0	0	0	0	1	0	0	0	0	0	0	0	3
Tuesday	2/4/03	6:00 AM	0	4	0	1	0	0	0	0	0	0	0	0	0	1	6
Tuesday	2/4/03	6:15 AM	0	3	2	1	0	0	0	0	0	0	0	0	0	1	7
Tuesday	2/4/03	6:30 AM	0	4	1	2	0	1	0	0	0	0	0	0	0	3	11
Tuesday	2/4/03	6:45 AM	0	17	2	1	0	0	0	0	0	0	0	0	0	3	23
Tuesday	2/4/03	7:00 AM	0	17	0	2	0	0	0	0	0	0	0	0	0	1	20
Tuesday	2/4/03	7:15 AM	0	16	1	1	0	0	0	1	0	0	0	0	0	1	20
Tuesday	2/4/03	7:30 AM	0	18	4	1	2	0	0	2	0	0	0	0	0	3	30
Tuesday	2/4/03	7:45 AM	0	25	5	1	0	0	0	0	0	0	0	0	0	18	49
Tuesday	2/4/03	8:00 AM	0	29	1	0	3	0	0	0	0	0	0	0	1	11	45
Tuesday	2/4/03	8:15 AM	0	24	3	2	0	0	0	0	0	0	0	0	0	4	33
Tuesday	2/4/03	8:30 AM	0	26	0	1	1	0	0	1	0	0	0	0	0	5	34
Tuesday	2/4/03	8:45 AM	0	21	4	1	2	0	0	0	0	0	0	0	0	3	31
Tuesday	2/4/03	9:00 AM	0	19	6	1	0	0	0	1	0	0	0	0	0	6	33
Tuesday	2/4/03	9:15 AM	0	14	2	1	2	0	0	1	0	0	0	0	0	3	23
Tuesday	2/4/03	9:30 AM	0	27	6	0	1	0	0	0	0	0	0	0	0	2	36
Tuesday	2/4/03	9:45 AM	0	19	6	1	0	0	0	2	0	0	0	0	0	4	32
Tuesday	2/4/03	10:00 AM	0	26	2	1	0	0	0	0	0	0	0	0	0	4	33
Tuesday	2/4/03	10:15 AM	0	21	2	1	0	0	0	0	0	0	0	0	0	5	29
Tuesday	2/4/03	10:30 AM	0	20	4	0	0	0	0	1	0	0	0	0	0	5	30
Tuesday	2/4/03	10:45 AM	0	25	3	0	3	0	0	0	0	1	0	0	0	2	34
Tuesday	2/4/03	11:00 AM	0	24	3	3	2	0	0	1	0	0	0	0	0	8	41
Tuesday	2/4/03	11:15 AM	0	23	0	0	3	0	0	1	0	0	0	0	0	8	35
Tuesday	2/4/03	11:30 AM	0	27	5	1	0	0	0	0	0	0	0	0	0	4	37
Tuesday	2/4/03	11:45 AM	0	16	2	1	2	0	0	0	0	0	0	0	0	4	25
Tuesday	2/4/03	12:00 PM	1	31	5	3	2	0	0	1	0	0	0	0	1	2	46
Tuesday	2/4/03	12:15 PM	0	24	1	1	2	0	0	2	0	1	0	0	0	10	41
Tuesday	2/4/03	12:30 PM	0	2	0	2	0	0	0	0	0	0	0	0	0	34	38
Tuesday	2/4/03	12:45 PM	0	0	4	1	1	0	0	0	0	0	0	0	0	44	50
Tuesday	2/4/03	1:00 PM	0	1	1	1	0	0	0	0	0	0	0	0	0	40	43
Tuesday	2/4/03	1:15 PM	0	5	1	2	1	0	0	0	0	0	0	0	0	31	40
Tuesday	2/4/03	1:30 PM	0	7	3	0	1	0	0	0	0	0	0	0	0	32	43
Tuesday	2/4/03	1:45 PM	0	5	1	1	1	0	0	0	0	0	0	0	0	28	36
Tuesday	2/4/03	2:00 PM	0	2	2	1	0	0	0	0	0	0	0	0	0	40	45
Tuesday	2/4/03	2:15 PM	0	2	1	2	2	1	0	0	0	0	0	0	0	31	39
Tuesday	2/4/03	2:30 PM	0	2	3	0	0	0	0	0	0	0	0	0	0	37	42
		Total	2	620	95	42	32	3	0	16	1	2	0	0	2	439	1254

Portway
Union City, Hudson County

Start Date: 1/30/2003
Start Time: 12:00:00 PM
Site Code: 9-4
Station ID: 08324
Location : Broadway Avenue Between 47th & 48th Street
Broadway SB

Day	Date	Time	Class 1	Class 2	Class 3	Class 4	Class 5	Class 6	Class 7	Class 8	Class 9	Class 10	Class 11	Class 12	Class 13	Class 14	Total
Monday	2/3/03	10:00 PM	0	0	0	0	0	0	0	0	0	0	0	0	0	0	37
Monday	2/3/03	10:15 PM	0	0	0	0	0	0	0	0	0	0	0	0	0	0	40
Monday	2/3/03	10:30 PM	0	0	0	0	0	0	0	0	0	0	0	0	0	0	33
Monday	2/3/03	10:45 PM	0	0	0	0	0	0	0	0	0	0	0	0	0	0	29
Monday	2/3/03	11:00 PM	0	0	0	0	0	0	0	0	0	0	0	0	0	0	20
Monday	2/3/03	11:15 PM	0	0	0	0	0	0	0	0	0	0	0	0	0	0	17
Monday	2/3/03	11:30 PM	0	0	0	0	0	0	0	0	0	0	0	0	0	0	26
Monday	2/3/03	11:45 PM	0	0	0	0	0	0	0	0	0	0	0	0	0	0	22
		Total	0	2	1	0	3	0	0	0	0	0	0	0	1	5706	5713
Tuesday	2/4/03	12:00 AM	0	0	0	0	0	0	0	0	0	0	0	0	0	0	17
Tuesday	2/4/03	12:15 AM	0	0	0	0	0	0	0	0	0	0	0	0	0	0	17
Tuesday	2/4/03	12:30 AM	0	0	0	0	0	0	0	0	0	0	0	0	0	0	11
Tuesday	2/4/03	12:45 AM	0	0	0	0	0	0	0	0	0	0	0	0	0	0	7
Tuesday	2/4/03	1:00 AM	0	0	0	0	0	0	0	0	0	0	0	0	0	0	9
Tuesday	2/4/03	1:15 AM	0	0	0	0	0	0	0	0	0	0	0	0	0	0	9
Tuesday	2/4/03	1:30 AM	0	0	0	0	0	0	0	0	0	0	0	0	0	0	13
Tuesday	2/4/03	1:45 AM	0	0	0	0	0	0	0	0	0	0	0	0	0	0	8
Tuesday	2/4/03	2:00 AM	0	0	0	0	0	0	0	0	0	0	0	0	0	0	14
Tuesday	2/4/03	2:15 AM	0	0	0	0	0	0	0	0	0	0	0	0	0	0	6
Tuesday	2/4/03	2:30 AM	0	0	0	0	0	0	0	0	0	0	0	0	0	0	6
Tuesday	2/4/03	2:45 AM	0	0	0	0	0	0	0	0	0	0	0	0	0	0	7
Tuesday	2/4/03	3:00 AM	0	0	0	0	0	0	0	0	0	0	0	0	0	0	9
Tuesday	2/4/03	3:15 AM	0	0	0	0	0	0	0	0	0	0	0	0	0	0	3
Tuesday	2/4/03	3:30 AM	0	0	0	0	0	0	0	0	0	0	0	0	0	0	1
Tuesday	2/4/03	3:45 AM	0	0	0	0	0	0	0	0	0	0	0	0	0	0	5
Tuesday	2/4/03	4:00 AM	0	0	0	0	0	0	0	0	0	0	0	0	0	0	4
Tuesday	2/4/03	4:15 AM	0	0	0	0	0	0	0	0	0	0	0	0	0	0	3
Tuesday	2/4/03	4:30 AM	0	0	0	0	0	0	0	0	0	0	0	0	0	0	11
Tuesday	2/4/03	4:45 AM	0	0	0	0	0	0	0	0	0	0	0	0	0	0	13
Tuesday	2/4/03	5:00 AM	0	0	0	0	0	0	0	0	0	0	0	0	0	0	6
Tuesday	2/4/03	5:15 AM	0	0	0	0	0	0	0	0	0	0	0	0	0	0	4
Tuesday	2/4/03	5:30 AM	0	0	0	0	0	0	0	0	0	0	0	0	0	0	26
Tuesday	2/4/03	5:45 AM	0	0	0	0	0	0	0	0	0	0	0	0	0	0	24
Tuesday	2/4/03	6:00 AM	0	0	0	0	0	0	0	0	0	0	0	0	0	0	37
Tuesday	2/4/03	6:15 AM	0	0	0	0	0	0	0	0	0	0	0	0	0	0	43
Tuesday	2/4/03	6:30 AM	0	0	0	0	0	0	0	0	0	0	0	0	0	0	43
Tuesday	2/4/03	6:45 AM	0	0	0	0	0	0	0	0	0	0	0	0	0	0	54
Tuesday	2/4/03	7:00 AM	0	0	0	0	0	0	0	0	0	0	0	0	0	0	49
Tuesday	2/4/03	7:15 AM	0	0	0	0	0	0	0	0	0	0	0	0	0	0	60
Tuesday	2/4/03	7:30 AM	0	0	0	0	0	0	0	0	0	0	0	0	0	0	74
Tuesday	2/4/03	7:45 AM	0	0	0	0	0	0	0	0	0	0	0	0	0	0	91
Tuesday	2/4/03	8:00 AM	0	0	0	0	0	0	0	0	0	0	0	0	0	0	127
Tuesday	2/4/03	8:15 AM	0	0	0	0	0	0	0	0	0	0	0	0	0	0	91
Tuesday	2/4/03	8:30 AM	0	0	0	0	0	0	0	0	0	0	0	0	0	0	88
Tuesday	2/4/03	8:45 AM	0	0	0	0	0	0	0	0	0	0	0	0	0	0	71
Tuesday	2/4/03	9:00 AM	0	0	0	0	0	0	0	0	0	0	0	0	0	0	75
Tuesday	2/4/03	9:15 AM	0	0	0	0	0	0	0	0	0	0	0	0	0	0	75
Tuesday	2/4/03	9:30 AM	0	0	0	0	0	0	0	0	0	0	0	0	0	0	66
Tuesday	2/4/03	9:45 AM	0	0	0	0	0	0	0	0	0	0	0	0	0	0	62
Tuesday	2/4/03	10:00 AM	0	0	0	0	0	0	0	0	0	0	0	0	0	0	60
Tuesday	2/4/03	10:15 AM	0	0	0	0	0	0	0	0	0	0	0	0	0	0	62
Tuesday	2/4/03	10:30 AM	0	0	0	0	0	0	0	0	0	0	0	0	0	0	63
Tuesday	2/4/03	10:45 AM	0	0	0	0	0	0	0	0	0	0	0	0	0	0	61
Tuesday	2/4/03	11:00 AM	0	0	0	0	0	0	0	0	0	0	0	0	0	0	83
Tuesday	2/4/03	11:15 AM	0	0	0	0	0	0	0	0	0	0	0	0	0	0	69
Tuesday	2/4/03	11:30 AM	0	0	0	0	0	0	0	0	0	0	0	0	0	0	61
Tuesday	2/4/03	11:45 AM	0	0	0	0	0	0	0	0	0	0	0	0	0	0	58
Tuesday	2/4/03	12:00 PM	0	0	0	0	0	0	0	0	0	0	0	0	0	0	77
Tuesday	2/4/03	12:15 PM	0	0	0	0	0	0	0	0	0	0	0	0	0	0	75
Tuesday	2/4/03	12:30 PM	0	0	0	0	0	0	0	0	0	0	0	0	0	0	80
Tuesday	2/4/03	12:45 PM	0	0	0	0	0	0	0	0	0	0	0	0	0	0	57
Tuesday	2/4/03	1:00 PM	0	0	0	0	0	0	0	0	0	0	0	0	0	0	94
Tuesday	2/4/03	1:15 PM	0	0	0	0	0	0	0	0	0	0	0	0	0	0	82
Tuesday	2/4/03	1:30 PM	0	0	0	0	0	0	0	0	0	0	0	0	0	0	68
Tuesday	2/4/03	1:45 PM	0	0	0	0	0	0	0	0	0	0	0	0	0	0	75
Tuesday	2/4/03	2:00 PM	0	0	0	0	0	0	0	0	0	0	0	0	0	0	62
Tuesday	2/4/03	2:15 PM	0	0	0	0	0	0	0	0	0	0	0	0	0	0	74
Tuesday	2/4/03	2:30 PM	0	0	0	0	0	0	0	0	0	0	0	0	0	0	70
Tuesday	2/4/03	2:45 PM	0	0	0	0	0	0	0	0	0	0	0	0	0	0	84
Tuesday	2/4/03	3:00 PM	1	2	1	0	0	0	0	0	0	0	0	0	0	0	59
Tuesday	2/4/03	3:30 PM	0	63	9	1	0	0	0	1	0	1	0	0	0	0	75

Portway
Union City, Hudson County

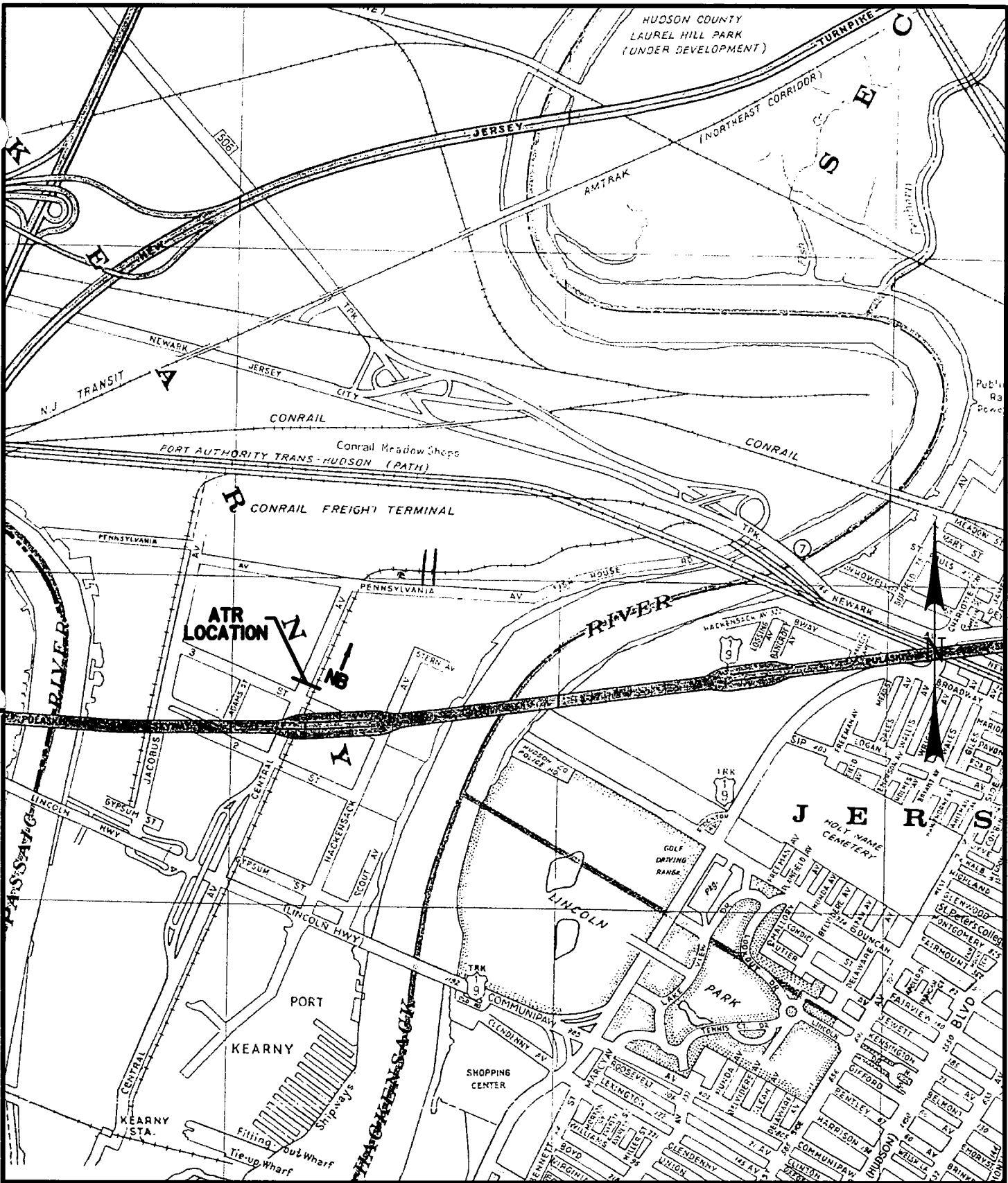
Start Date: 1/30/2003
Start Time: 12:00:00 PM
Site Code: 9-4
Station ID: 08324
Location : Broadway Avenue Between 47th & 48th Street
Broadway SB

Day	Date	Time	Class 1	Class 2	Class 3	Class 4	Class 5	Class 6	Class 7	Class 8	Class 9	Class 10	Class 11	Class 12	Class 13	Class 14	Total
Tuesday	2/4/03	3:45 PM	0	66	10	1	1	1	0	1	0	0	0	0	0	5	85
Tuesday	2/4/03	4:00 PM	0	56	16	2	2	0	0	4	0	0	0	0	1	6	87
Tuesday	2/4/03	4:15 PM	0	85	9	0	4	0	0	4	0	2	0	2	0	6	112
Tuesday	2/4/03	4:30 PM	0	72	16	2	1	0	0	4	0	1	0	0	1	11	108
Tuesday	2/4/03	4:45 PM	1	88	7	3	1	0	0	3	0	0	0	0	0	5	108
Tuesday	2/4/03	5:00 PM	0	66	16	1	3	1	0	0	0	0	0	1	1	6	95
Tuesday	2/4/03	5:15 PM	0	64	7	1	0	1	0	1	0	1	0	0	0	12	87
Tuesday	2/4/03	5:30 PM	0	64	9	2	1	0	0	1	0	0	0	0	1	25	103
Tuesday	2/4/03	5:45 PM	0	0	0	0	0	0	0	0	0	0	0	0	0	98	98
Tuesday	2/4/03	6:00 PM	0	0	0	0	0	0	0	0	0	0	0	0	0	125	125
Tuesday	2/4/03	6:15 PM	0	0	0	0	0	0	0	0	0	0	0	0	0	89	89
Tuesday	2/4/03	6:30 PM	0	0	0	0	0	0	0	0	0	0	0	0	0	83	83
Tuesday	2/4/03	6:45 PM	0	0	0	0	0	0	0	0	0	0	0	0	0	103	103
Tuesday	2/4/03	7:00 PM	0	0	0	0	0	0	0	0	0	0	0	0	0	87	87
Tuesday	2/4/03	7:15 PM	0	0	0	0	0	0	0	0	0	0	0	0	0	63	63
Tuesday	2/4/03	7:30 PM	0	0	0	0	0	0	0	0	0	0	0	0	0	60	60
Tuesday	2/4/03	7:45 PM	0	0	0	0	0	0	0	0	0	0	0	0	0	62	62
Tuesday	2/4/03	8:00 PM	0	0	0	0	0	0	0	0	0	0	0	0	0	69	69
Tuesday	2/4/03	8:15 PM	0	0	0	0	0	0	0	0	0	0	0	0	0	58	58
Tuesday	2/4/03	8:30 PM	0	0	0	0	0	0	0	0	0	0	0	0	0	53	53
Tuesday	2/4/03	8:45 PM	0	0	0	0	0	0	0	0	0	0	0	0	0	43	43
Tuesday	2/4/03	9:00 PM	0	0	0	0	0	0	0	0	0	0	0	0	0	44	44
Tuesday	2/4/03	9:15 PM	0	0	0	0	0	0	0	0	0	0	0	0	0	44	44
Tuesday	2/4/03	9:30 PM	0	0	0	0	0	0	0	0	0	0	0	0	0	31	31
Tuesday	2/4/03	9:45 PM	0	0	0	0	0	0	0	0	0	0	0	0	0	44	44
Tuesday	2/4/03	10:00 PM	0	0	0	0	0	0	0	0	0	0	0	0	0	54	54
Tuesday	2/4/03	10:15 PM	0	0	0	0	0	0	0	0	0	0	0	0	0	36	36
Tuesday	2/4/03	10:30 PM	0	0	0	0	0	0	0	0	0	0	0	0	0	21	21
Tuesday	2/4/03	10:45 PM	0	0	0	0	0	0	0	0	0	0	0	0	0	25	25
Tuesday	2/4/03	11:00 PM	0	0	0	0	0	0	0	0	0	0	0	0	0	28	28
Tuesday	2/4/03	11:15 PM	0	0	0	0	0	0	0	0	0	0	0	0	0	19	19
Tuesday	2/4/03	11:30 PM	0	0	0	0	0	0	0	0	0	0	0	0	0	17	17
Tuesday	2/4/03	11:45 PM	0	0	0	0	0	0	0	0	0	0	0	0	0	23	23
		Total	2	626	100	13	13	3	0	19	0	5	0	3	4	4268	5056
Wednesday	2/5/03	12:00 AM	0	0	0	0	0	0	0	0	0	0	0	0	0	14	14
Wednesday	2/5/03	12:15 AM	0	0	0	0	0	0	0	0	0	0	0	0	0	7	7
Wednesday	2/5/03	12:30 AM	0	0	0	0	0	0	0	0	0	0	0	0	0	18	18
Wednesday	2/5/03	12:45 AM	0	0	0	0	0	0	0	0	0	0	0	0	0	7	7
Wednesday	2/5/03	1:00 AM	0	0	0	0	0	0	0	0	0	0	0	0	0	10	10
Wednesday	2/5/03	1:15 AM	0	0	0	0	0	0	0	0	0	0	0	0	0	7	7
Wednesday	2/5/03	1:30 AM	0	0	0	0	0	0	0	0	0	0	0	0	0	14	14
Wednesday	2/5/03	1:45 AM	0	0	0	0	0	0	0	0	0	0	0	0	0	5	5
Wednesday	2/5/03	2:00 AM	0	0	0	0	0	0	0	0	0	0	0	0	0	10	10
Wednesday	2/5/03	2:15 AM	0	0	0	0	0	0	0	0	0	0	0	0	0	3	3
Wednesday	2/5/03	2:30 AM	0	0	0	0	0	0	0	0	0	0	0	0	0	7	7
Wednesday	2/5/03	2:45 AM	0	0	0	0	0	0	0	0	0	0	0	0	0	7	7
Wednesday	2/5/03	3:00 AM	0	0	0	0	0	0	0	0	0	0	0	0	0	4	4
Wednesday	2/5/03	3:15 AM	0	0	0	0	0	0	0	0	0	0	0	0	0	9	9
Wednesday	2/5/03	3:30 AM	0	0	0	0	0	0	0	0	0	0	0	0	0	4	4
Wednesday	2/5/03	3:45 AM	0	0	0	0	0	0	0	0	0	0	0	0	0	11	11
Wednesday	2/5/03	4:00 AM	0	0	0	0	0	0	0	0	0	0	0	0	0	10	10
Wednesday	2/5/03	4:15 AM	0	0	0	0	0	0	0	0	0	0	0	0	0	7	7
Wednesday	2/5/03	4:30 AM	0	0	0	0	0	0	0	0	0	0	0	0	0	13	13
Wednesday	2/5/03	4:45 AM	0	0	0	0	0	0	0	0	0	0	0	0	0	10	10
Wednesday	2/5/03	5:00 AM	0	0	0	0	0	0	0	0	0	0	0	0	0	21	21
Wednesday	2/5/03	5:15 AM	0	0	0	0	0	0	0	0	0	0	0	0	0	24	24
Wednesday	2/5/03	5:30 AM	0	0	0	0	0	0	0	0	0	0	0	0	0	29	29
Wednesday	2/5/03	5:45 AM	0	0	0	0	0	0	0	0	0	0	0	0	0	37	37
Wednesday	2/5/03	6:00 AM	0	0	0	0	0	0	0	0	0	0	0	0	0	41	41
Wednesday	2/5/03	6:15 AM	0	0	0	0	0	0	0	0	0	0	0	0	0	51	51
Wednesday	2/5/03	6:30 AM	0	0	0	0	0	0	0	0	0	0	0	0	0	48	48
Wednesday	2/5/03	6:45 AM	0	0	0	0	0	0	0	0	0	0	0	0	0	50	50
Wednesday	2/5/03	7:00 AM	0	0	0	0	0	0	0	0	0	0	0	0	0	77	77
Wednesday	2/5/03	7:15 AM	0	0	0	0	0	0	0	0	0	0	0	0	0	96	96
Wednesday	2/5/03	7:30 AM	0	54	11	1	0	0	0	0	0	1	0	0	0	30	97
Wednesday	2/5/03	7:45 AM	1	83	12	2	0	1	0	4	0	0	0	0	0	3	106
Wednesday	2/5/03	8:00 AM	0	59	17	0	0	1	0	3	0	0	0	0	0	4	84
Wednesday	2/5/03	8:15 AM	0	55	5	2	1	2	0	0	0	1	0	0	0	3	69
Wednesday	2/5/03	8:30 AM	0	47	11	1	0	1	0	2	1	1	0	0	0	7	71
Wednesday	2/5/03	8:45 AM	0	55	14	1	0	0	0	1	0	0	0	0	0	4	75
Wednesday	2/5/03	9:00 AM	0	62	13	2	2	0	0	1	0	0	1	0	0	6	87

Portway
Union City, Hudson County

Start Date: 1/30/2003
 Start Time: 12:00:00 PM
 Site Code: 9-4
 Station ID: 08324
 Location : Broadway Avenue Between 47th & 48th Street
 Broadway SB

Day	Date	Time	Class 1	Class 2	Class 3	Class 4	Class 5	Class 6	Class 7	Class 8	Class 9	Class 10	Class 11	Class 12	Class 13	Class 14	Total
Wednesday	2/5/03	9:15 AM	0	36	11	1	2	0	0	2	0	0	0	0	1	10	63
Wednesday	2/5/03	9:30 AM	0	25	9	1	1	1	0	1	1	0	0	1	2	8	50
Wednesday	2/5/03	9:45 AM	0	1	0	0	0	0	0	0	0	0	0	0	0	4	5
Wednesday	2/5/03	10:00 AM	0	0	0	0	0	0	0	0	0	0	0	0	0	0	0
Wednesday	2/5/03	10:15 AM	0	0	0	0	0	0	0	0	0	0	0	0	0	0	0
Wednesday	2/5/03	10:30 AM	0	0	0	0	0	0	0	0	0	0	0	0	0	0	0
Wednesday	2/5/03	10:45 AM	0	0	0	0	0	0	0	0	0	0	0	0	0	0	0
Wednesday	2/5/03	11:00 AM	0	0	0	0	0	0	0	0	0	0	0	0	0	0	0
Wednesday	2/5/03	11:15 AM	0	0	0	0	0	0	0	0	0	0	0	0	0	0	0
Wednesday	2/5/03	11:30 AM	0	0	0	0	0	0	0	0	0	0	0	0	0	0	0
Wednesday	2/5/03	11:45 AM	0	0	0	0	0	0	0	0	0	0	0	0	0	0	0
Wednesday	2/5/03	12:00 PM	0	0	0	0	0	0	0	0	0	0	0	0	0	0	0
Wednesday	2/5/03	12:15 PM	0	0	0	0	0	0	0	0	0	0	0	0	0	0	0
Wednesday	2/5/03	12:30 PM	0	0	0	0	0	0	0	0	0	0	0	0	0	0	0
Wednesday	2/5/03	12:45 PM	0	0	0	0	0	0	0	0	0	0	0	0	0	0	0
Wednesday	2/5/03	1:00 PM	0	0	0	0	0	0	0	0	0	0	0	0	0	0	0
Wednesday	2/5/03	1:15 PM	0	0	0	0	0	0	0	0	0	0	0	0	0	0	0
Wednesday	2/5/03	1:30 PM	0	0	0	0	0	0	0	0	0	0	0	0	0	0	0
Wednesday	2/5/03	1:45 PM	0	0	0	0	0	0	0	0	0	0	0	0	0	0	0
Wednesday	2/5/03	2:00 PM	0	0	0	0	0	0	0	0	0	0	0	0	0	0	0
Wednesday	2/5/03	2:15 PM	0	0	0	0	0	0	0	0	0	0	0	0	0	0	0
Wednesday	2/5/03	2:30 PM	0	0	0	0	0	0	0	0	0	0	0	0	0	4	4
Total			1	477	103	11	6	6	0	14	2	3	1	1	3	734	1362



Malick & Scherer, P.C. — *M&S* —

*Consulting Engineers
Construction Inspectors*

One Salem Square, 295 Route 22 East, Whitehouse Station, New Jersey 08889
Phone (908) 534-4995 Fax (908) 534-0507

ATR LOCATION MAP	
CENTRAL AVENUE	
PORTWAY EXTENSION CONCEPT DEVELOPMENT AND CSM STUDY	
NOT TO SCALE	DATE: 4/2/03

Portway
Keamy, Hudson County

Start Date: 3/31/2003
 Start Time: 1:15:00 PM
 Site Code: 1
 Station ID: 06289
 Location : Central Avenue s/o APL driveway
 Central Avenue SB

Day	Date	Time	Class 1	Class 2	Class 3	Class 4	Class 5	Class 6	Class 7	Class 8	Class 9	Class 10	Class 11	Class 12	Class 13	Class 14	Total
Monday	3/31/03	1:15 PM	1	20	7	3	4	19	1	5	12	2	0	0	3	3	80
Monday	3/31/03	1:30 PM	1	14	7	3	4	12	1	2	22	0	0	0	2	2	70
Monday	3/31/03	1:45 PM	2	25	5	2	9	9	0	5	15	0	0	0	2	2	76
Monday	3/31/03	2:00 PM	3	17	6	2	5	11	0	3	23	1	0	0	4	6	81
Monday	3/31/03	2:15 PM	1	12	5	2	3	11	1	2	29	1	0	1	2	7	77
Monday	3/31/03	2:30 PM	1	19	6	1	3	14	0	1	23	1	0	0	3	8	80
Monday	3/31/03	2:45 PM	3	23	6	2	2	9	0	6	31	0	0	0	5	3	90
Monday	3/31/03	3:00 PM	0	23	5	2	2	9	0	9	24	1	1	0	4	4	84
Monday	3/31/03	3:15 PM	1	33	7	1	4	7	0	3	17	3	0	0	4	5	85
Monday	3/31/03	3:30 PM	2	39	4	2	1	15	0	3	20	2	0	0	0	5	93
Monday	3/31/03	3:45 PM	2	18	6	4	7	7	0	3	20	2	0	0	4	6	79
Monday	3/31/03	4:00 PM	1	15	5	3	4	8	1	1	16	0	0	1	5	6	66
Monday	3/31/03	4:15 PM	2	22	3	1	5	7	0	2	19	3	0	0	2	5	71
Monday	3/31/03	4:30 PM	1	21	5	2	6	14	0	2	18	0	0	0	5	2	76
Monday	3/31/03	4:45 PM	1	24	9	1	3	4	0	1	23	2	0	0	3	4	75
Monday	3/31/03	5:00 PM	1	32	4	0	3	4	1	5	18	3	0	0	0	4	75
Monday	3/31/03	5:15 PM	0	31	7	1	0	11	1	6	12	2	0	0	1	6	78
Monday	3/31/03	5:30 PM	0	25	3	2	2	6	0	5	11	1	0	1	1	2	59
Monday	3/31/03	5:45 PM	0	30	4	0	1	4	0	3	8	1	0	0	1	3	55
Monday	3/31/03	6:00 PM	0	20	6	3	1	3	0	6	11	0	0	0	0	1	51
Monday	3/31/03	6:15 PM	0	10	1	2	0	7	0	2	15	0	0	0	0	5	42
Monday	3/31/03	6:30 PM	0	21	3	2	1	6	0	2	14	1	0	0	3	1	54
Monday	3/31/03	6:45 PM	1	12	3	2	1	5	0	3	11	1	0	0	2	1	42
Monday	3/31/03	7:00 PM	1	17	1	0	0	11	0	2	14	0	0	0	1	1	48
Monday	3/31/03	7:15 PM	0	13	2	0	2	6	0	3	13	0	0	0	0	1	40
Monday	3/31/03	7:30 PM	0	14	2	0	4	3	0	2	4	0	0	0	2	2	33
Monday	3/31/03	7:45 PM	0	10	4	1	0	4	0	3	11	1	0	0	1	0	35
Monday	3/31/03	8:00 PM	0	8	2	0	1	1	0	3	4	0	0	0	0	0	19
Monday	3/31/03	8:15 PM	0	10	3	0	0	1	1	0	4	0	0	0	0	1	20
Monday	3/31/03	8:30 PM	0	4	0	1	0	3	0	0	3	0	0	0	0	0	11
Monday	3/31/03	8:45 PM	0	6	4	0	0	0	0	0	3	0	0	0	0	0	13
Monday	3/31/03	9:00 PM	0	9	4	0	1	0	0	1	5	0	0	0	0	1	21
Monday	3/31/03	9:15 PM	0	3	4	0	1	0	0	2	2	0	0	0	0	1	13
Monday	3/31/03	9:30 PM	0	10	0	0	0	1	0	0	2	0	0	0	0	1	14
Monday	3/31/03	9:45 PM	0	9	4	0	0	0	0	3	5	0	0	0	0	0	21
Monday	3/31/03	10:00 PM	0	8	1	0	2	2	0	1	3	0	0	0	0	1	18
Monday	3/31/03	10:15 PM	0	3	3	0	0	1	0	2	1	0	0	1	0	0	11
Monday	3/31/03	10:30 PM	0	3	3	0	0	1	0	0	1	0	0	0	0	0	8
Monday	3/31/03	10:45 PM	0	11	4	0	0	0	0	0	3	0	0	0	0	0	18
Monday	3/31/03	11:00 PM	0	4	1	0	0	1	0	2	4	0	0	0	0	0	12
Monday	3/31/03	11:15 PM	0	7	0	0	1	1	0	2	3	0	1	0	2	1	18
Monday	3/31/03	11:30 PM	0	9	1	0	0	1	0	2	3	0	0	0	0	1	17
Monday	3/31/03	11:45 PM	0	12	1	0	0	3	0	0	5	0	0	0	1	4	26
		Total	25	676	161	45	83	242	7	108	505	28	2	4	63	106	2055
Tuesday	4/1/03	12:00 AM	0	4	2	0	1	0	0	1	0	0	0	0	0	2	10
Tuesday	4/1/03	12:15 AM	0	6	1	0	0	3	0	0	1	0	0	0	0	1	12
Tuesday	4/1/03	12:30 AM	0	2	1	0	1	0	0	1	2	0	0	0	0	4	11
Tuesday	4/1/03	12:45 AM	0	2	2	1	3	0	0	3	2	0	1	0	0	1	15
Tuesday	4/1/03	1:00 AM	0	0	3	0	1	0	0	4	4	0	0	0	0	0	12
Tuesday	4/1/03	1:15 AM	0	4	2	0	0	2	0	1	1	0	0	0	0	1	11
Tuesday	4/1/03	1:30 AM	0	3	0	0	2	0	0	2	2	0	1	0	0	2	12
Tuesday	4/1/03	1:45 AM	0	2	1	0	0	0	0	1	6	0	0	0	0	1	11
Tuesday	4/1/03	2:00 AM	0	2	0	0	1	2	0	4	2	0	0	0	0	0	11
Tuesday	4/1/03	2:15 AM	0	3	1	0	0	0	0	2	0	0	0	0	0	0	6
Tuesday	4/1/03	2:30 AM	1	6	2	0	1	1	0	2	3	0	0	0	0	0	16
Tuesday	4/1/03	2:45 AM	0	1	0	0	1	1	0	0	3	0	0	0	0	1	7
Tuesday	4/1/03	3:00 AM	0	4	0	0	1	0	0	0	4	0	0	0	0	1	10
Tuesday	4/1/03	3:15 AM	0	3	1	0	0	1	0	0	2	0	0	0	0	0	7
Tuesday	4/1/03	3:30 AM	0	2	0	0	1	0	0	0	4	0	0	0	0	0	7
Tuesday	4/1/03	3:45 AM	0	8	1	0	0	3	0	0	5	0	0	0	0	0	17
Tuesday	4/1/03	4:00 AM	0	4	1	0	0	0	0	1	4	0	0	0	0	0	10
Tuesday	4/1/03	4:15 AM	0	5	0	0	0	2	0	2	9	0	1	0	0	0	19
Tuesday	4/1/03	4:30 AM	0	6	1	0	0	3	0	1	5	0	1	0	0	0	17
Tuesday	4/1/03	4:45 AM	0	8	2	0	1	1	0	0	10	0	0	0	1	0	23
Tuesday	4/1/03	5:00 AM	1	13	1	0	0	4	0	1	3	1	0	0	0	1	25
Tuesday	4/1/03	5:15 AM	0	18	2	0	1	2	0	1	5	0	0	0	0	1	30
Tuesday	4/1/03	5:30 AM	1	24	5	0	1	5	0	0	9	0	0	0	1	2	48
Tuesday	4/1/03	5:45 AM	0	22	1	2	1	7	0	1	12	4	0	0	1	0	51

Portway
Kearny, Hudson County

Start Date: 3/31/2003
Start Time: 1:15:00 PM
Site Code: 1
Station ID: 06289
Location : Central Avenue s/o APL driveway
Central Avenue SB

Day	Date	Time	Class 1	Class 2	Class 3	Class 4	Class 5	Class 6	Class 7	Class 8	Class 9	Class 10	Class 11	Class 12	Class 13	Class 14	Total
Tuesday	4/1/03	6:00 AM	0	28	3	1	2	3	0	0	12	1	0	0	1	2	53
Tuesday	4/1/03	6:15 AM	2	31	5	2	1	5	0	2	13	0	0	0	2	2	65
Tuesday	4/1/03	6:30 AM	0	38	11	1	1	12	0	2	23	0	0	0	2	4	94
Tuesday	4/1/03	6:45 AM	1	63	13	2	1	11	0	2	20	1	0	0	4	6	124
Tuesday	4/1/03	7:00 AM	1	85	10	1	1	5	2	2	26	2	0	0	2	7	144
Tuesday	4/1/03	7:15 AM	2	81	12	4	1	11	1	1	17	1	0	0	5	9	145
Tuesday	4/1/03	7:30 AM	2	89	11	0	5	4	2	4	20	3	1	0	5	15	161
Tuesday	4/1/03	7:45 AM	2	91	12	4	2	5	1	6	19	2	1	0	1	13	159
Tuesday	4/1/03	8:00 AM	4	83	5	1	6	6	2	1	19	1	0	1	5	9	143
Tuesday	4/1/03	8:15 AM	0	67	7	6	3	7	0	2	22	0	0	0	5	8	127
Tuesday	4/1/03	8:30 AM	1	48	11	2	3	13	1	7	17	3	0	1	8	11	126
Tuesday	4/1/03	8:45 AM	1	58	7	3	9	16	2	5	14	1	0	0	5	11	132
Tuesday	4/1/03	9:00 AM	1	18	2	4	1	7	0	4	22	1	0	0	6	3	69
Tuesday	4/1/03	9:15 AM	2	16	5	3	7	8	0	2	26	0	0	0	4	2	75
Tuesday	4/1/03	9:30 AM	0	35	8	1	4	9	0	7	24	4	0	0	3	3	98
Tuesday	4/1/03	9:45 AM	0	19	5	2	1	10	0	2	21	1	0	1	4	3	69
Tuesday	4/1/03	10:00 AM	0	11	11	0	5	13	1	4	19	0	0	0	2	3	69
Tuesday	4/1/03	10:15 AM	1	25	6	2	7	12	0	1	17	3	0	0	3	5	82
Tuesday	4/1/03	10:30 AM	1	18	3	1	2	7	0	3	26	2	0	0	1	3	67
Tuesday	4/1/03	10:45 AM	3	14	7	3	4	15	0	5	24	2	0	0	3	2	82
Tuesday	4/1/03	11:00 AM	1	28	5	1	3	8	0	3	24	0	0	0	4	8	85
Tuesday	4/1/03	11:15 AM	0	19	12	1	9	7	2	4	22	0	0	0	5	1	82
Tuesday	4/1/03	11:30 AM	1	19	7	1	6	9	0	2	19	1	0	0	1	5	71
Tuesday	4/1/03	11:45 AM	0	16	9	2	4	10	0	4	33	1	0	0	1	4	84
Tuesday	4/1/03	12:00 PM	2	24	11	1	10	12	0	2	29	3	0	0	6	3	103
Tuesday	4/1/03	12:15 PM	0	16	5	5	1	22	0	4	29	1	0	0	4	7	94
Tuesday	4/1/03	12:30 PM	0	15	4	3	3	13	0	2	25	4	0	0	3	4	76
Tuesday	4/1/03	12:45 PM	0	17	5	4	4	9	0	2	29	1	0	1	7	4	83
Tuesday	4/1/03	1:00 PM	1	26	4	2	4	9	0	3	21	3	0	0	4	4	81
Tuesday	4/1/03	1:15 PM	1	22	4	4	1	12	0	0	22	2	0	0	5	10	83
Tuesday	4/1/03	1:30 PM	0	18	4	2	4	16	0	0	27	1	0	0	5	8	85
Tuesday	4/1/03	1:45 PM	1	28	9	0	8	13	1	4	23	2	0	0	5	3	97
Tuesday	4/1/03	2:00 PM	0	17	7	2	4	8	0	3	25	1	0	0	2	2	71
Tuesday	4/1/03	2:15 PM	4	12	9	3	2	9	0	6	18	1	0	0	3	4	71
Tuesday	4/1/03	2:30 PM	0	19	6	4	6	8	0	0	17	1	0	0	3	7	71
Tuesday	4/1/03	2:45 PM	0	29	8	1	4	13	1	3	12	0	0	0	3	6	80
Tuesday	4/1/03	3:00 PM	1	26	7	3	4	11	1	3	23	2	0	0	4	6	91
Tuesday	4/1/03	3:15 PM	0	25	5	5	7	14	3	1	17	0	0	1	4	3	85
Tuesday	4/1/03	3:30 PM	0	35	2	3	3	16	0	2	16	1	0	0	4	6	88
Tuesday	4/1/03	3:45 PM	0	14	4	1	1	7	0	6	18	0	0	0	3	3	57
Tuesday	4/1/03	4:00 PM	2	20	9	1	4	12	0	3	16	0	0	0	3	3	73
Tuesday	4/1/03	4:15 PM	0	18	4	5	4	10	1	5	11	0	0	0	1	4	63
Tuesday	4/1/03	4:30 PM	0	22	6	1	3	8	0	4	14	1	0	0	2	6	67
Tuesday	4/1/03	4:45 PM	0	25	6	1	3	5	1	4	15	0	0	0	3	5	68
Tuesday	4/1/03	5:00 PM	0	25	5	3	3	17	0	0	12	1	0	0	4	5	75
Tuesday	4/1/03	5:15 PM	1	22	6	1	4	7	0	6	15	0	0	0	5	5	72
Tuesday	4/1/03	5:30 PM	0	16	5	3	2	8	0	5	8	0	0	0	2	1	50
Tuesday	4/1/03	5:45 PM	0	27	3	0	1	7	0	4	10	1	0	0	2	3	58
Tuesday	4/1/03	6:00 PM	0	16	1	3	0	11	0	7	12	0	0	0	1	2	53
Tuesday	4/1/03	6:15 PM	2	19	2	0	1	7	0	1	16	1	0	0	1	1	51
Tuesday	4/1/03	6:30 PM	0	22	3	1	2	3	0	5	10	0	0	0	0	1	47
Tuesday	4/1/03	6:45 PM	0	13	3	1	1	0	0	6	9	0	0	0	0	4	37
Tuesday	4/1/03	7:00 PM	0	16	2	0	3	4	1	3	2	0	0	0	0	3	34
Tuesday	4/1/03	7:15 PM	0	16	4	1	1	6	0	3	6	0	0	0	1	3	41
Tuesday	4/1/03	7:30 PM	0	10	0	0	2	1	0	1	7	0	0	0	0	0	21
Tuesday	4/1/03	7:45 PM	0	8	4	0	1	0	0	1	5	0	0	0	0	1	20
Tuesday	4/1/03	8:00 PM	0	9	2	3	2	3	0	1	8	0	0	0	0	2	30
Tuesday	4/1/03	8:15 PM	0	10	1	0	0	1	0	1	2	0	0	0	0	2	17
Tuesday	4/1/03	8:30 PM	1	8	1	0	0	4	0	0	3	0	0	0	0	1	18
Tuesday	4/1/03	8:45 PM	0	7	1	0	0	3	0	1	5	0	0	0	0	1	18
Tuesday	4/1/03	9:00 PM	0	10	3	0	0	2	1	0	2	0	0	0	3	1	22
Tuesday	4/1/03	9:15 PM	1	6	0	0	2	2	0	1	1	0	0	0	5	4	22
Tuesday	4/1/03	9:30 PM	0	4	0	0	1	1	0	1	3	0	0	0	5	5	20
Tuesday	4/1/03	9:45 PM	0	4	4	0	0	0	0	0	1	0	0	0	1	4	14
Tuesday	4/1/03	10:00 PM	0	10	1	0	1	0	0	0	1	0	0	0	3	8	24
Tuesday	4/1/03	10:15 PM	1	13	2	2	0	1	0	0	3	0	0	0	4	9	35
Tuesday	4/1/03	10:30 PM	0	7	4	0	0	0	0	2	3	0	0	0	4	8	28
Tuesday	4/1/03	10:45 PM	0	9	2	0	0	0	0	3	4	0	0	0	3	3	24

Portway
Kearny, Hudson County

Start Date: 3/31/2003
Start Time: 1:15:00 PM
Site Code: 1
Station ID: 06289
Location : Central Avenue s/o APL driveway
Central Avenue SB

Day	Date	Time	Class 1	Class 2	Class 3	Class 4	Class 5	Class 6	Class 7	Class 8	Class 9	Class 10	Class 11	Class 12	Class 13	Class 14	Total
Tuesday	4/1/03	11:00 PM	0	6	2	0	1	0	0	0	0	1	0	0	2	5	17
Tuesday	4/1/03	11:15 PM	1	3	1	0	0	0	0	0	1	0	0	0	1	6	13
Tuesday	4/1/03	11:30 PM	0	9	1	0	1	1	0	1	0	1	0	0	2	5	21
Tuesday	4/1/03	11:45 PM	1	22	3	0	0	0	0	2	3	0	0	0	1	5	37
		Total	49	1927	402	120	214	566	24	215	1156	64	6	5	209	353	5310
Wednesday	4/2/03	12:00 AM	1	2	3	0	0	0	0	1	1	0	0	0	2	6	16
Wednesday	4/2/03	12:15 AM	0	5	1	0	2	0	0	3	2	1	0	0	2	0	16
Wednesday	4/2/03	12:30 AM	0	6	1	0	0	0	0	4	2	0	0	0	4	4	21
Wednesday	4/2/03	12:45 AM	0	1	0	0	0	1	0	3	1	0	0	0	0	2	8
Wednesday	4/2/03	1:00 AM	0	1	0	0	0	1	0	1	0	0	0	0	2	0	5
Wednesday	4/2/03	1:15 AM	0	2	0	0	0	3	0	1	0	0	1	0	2	0	9
Wednesday	4/2/03	1:30 AM	0	3	0	0	0	0	0	1	1	0	0	0	0	4	9
Wednesday	4/2/03	1:45 AM	0	0	1	0	0	0	0	1	0	0	0	0	2	5	9
Wednesday	4/2/03	2:00 AM	1	3	0	0	0	0	0	3	0	0	0	0	2	6	15
Wednesday	4/2/03	2:15 AM	0	4	0	0	0	2	0	3	0	0	0	0	3	3	15
Wednesday	4/2/03	2:30 AM	0	4	0	0	0	1	0	2	0	1	0	0	3	4	15
Wednesday	4/2/03	2:45 AM	0	5	0	0	0	0	0	0	0	0	0	0	5	6	16
Wednesday	4/2/03	3:00 AM	0	1	0	0	1	0	0	1	1	0	0	0	7	5	16
Wednesday	4/2/03	3:15 AM	0	4	2	0	0	1	0	2	2	0	1	0	2	1	15
Wednesday	4/2/03	3:30 AM	0	3	2	0	1	0	0	0	4	0	0	0	1	7	18
Wednesday	4/2/03	3:45 AM	0	9	1	0	0	1	1	0	2	0	0	0	2	5	21
Wednesday	4/2/03	4:00 AM	0	8	0	0	0	1	0	2	0	0	0	0	2	4	17
Wednesday	4/2/03	4:15 AM	1	1	2	0	0	2	1	0	3	0	0	0	1	3	14
Wednesday	4/2/03	4:30 AM	1	5	1	0	0	1	0	1	1	0	1	0	6	12	29
Wednesday	4/2/03	4:45 AM	1	4	3	0	1	0	0	1	2	0	0	0	7	6	25
Wednesday	4/2/03	5:00 AM	0	3	1	0	3	1	0	1	1	0	0	0	2	5	17
Wednesday	4/2/03	5:15 AM	1	14	1	0	2	5	0	0	1	1	0	0	2	7	34
Wednesday	4/2/03	5:30 AM	0	23	3	0	0	2	1	1	5	0	0	0	2	13	50
Wednesday	4/2/03	5:45 AM	0	19	3	0	0	3	1	0	4	1	0	0	6	6	43
Wednesday	4/2/03	6:00 AM	1	17	3	0	1	2	0	0	6	0	0	0	3	22	55
Wednesday	4/2/03	6:15 AM	1	18	4	0	1	3	0	0	5	0	0	0	6	27	65
Wednesday	4/2/03	6:30 AM	0	21	7	1	1	7	0	1	3	0	0	0	7	30	78
Wednesday	4/2/03	6:45 AM	0	38	4	0	0	6	0	1	3	4	0	0	16	35	107
Wednesday	4/2/03	7:00 AM	2	32	5	0	0	3	1	0	4	4	0	0	20	40	111
Wednesday	4/2/03	7:15 AM	1	36	9	1	1	1	0	0	4	3	0	0	21	57	134
Wednesday	4/2/03	7:30 AM	3	71	8	0	2	5	0	0	4	2	1	0	19	53	168
Wednesday	4/2/03	7:45 AM	1	63	4	0	4	7	2	0	3	1	0	0	19	65	169
Wednesday	4/2/03	8:00 AM	1	33	4	0	0	1	0	0	2	1	0	0	21	40	103
Wednesday	4/2/03	8:15 AM	2	17	2	0	1	4	0	1	6	5	0	0	16	31	85
Wednesday	4/2/03	8:30 AM	2	14	1	0	2	1	0	1	5	0	0	0	18	36	80
Wednesday	4/2/03	8:45 AM	1	23	0	1	5	2	0	3	4	1	0	0	20	33	93
Wednesday	4/2/03	9:00 AM	4	13	1	1	5	0	0	1	5	1	0	0	20	39	90
Wednesday	4/2/03	9:15 AM	2	8	4	1	1	2	0	1	6	1	0	0	20	29	75
Wednesday	4/2/03	9:30 AM	0	12	1	0	1	2	1	1	4	0	0	0	16	29	67
Wednesday	4/2/03	9:45 AM	1	13	6	1	1	1	0	3	3	0	0	0	19	31	79
Wednesday	4/2/03	10:00 AM	4	23	4	0	2	1	0	0	3	4	0	0	8	58	107
Wednesday	4/2/03	10:15 AM	2	39	6	0	1	5	1	1	13	2	0	0	16	39	125
Wednesday	4/2/03	10:30 AM	0	8	1	1	1	6	0	2	11	1	0	0	15	27	73
Wednesday	4/2/03	10:45 AM	1	7	5	1	3	3	0	0	6	1	0	0	19	30	76
Wednesday	4/2/03	11:00 AM	1	7	1	0	0	5	0	0	5	1	0	0	17	31	68
Wednesday	4/2/03	11:15 AM	2	8	3	0	2	4	3	0	10	0	0	0	10	32	74
Wednesday	4/2/03	11:30 AM	1	8	3	1	0	4	0	1	9	3	0	0	14	23	67
Wednesday	4/2/03	11:45 AM	0	14	2	2	2	5	2	0	14	0	0	0	15	34	90
Wednesday	4/2/03	12:00 PM	1	9	2	0	0	2	0	1	8	0	0	0	27	33	83
Wednesday	4/2/03	12:15 PM	1	10	0	0	2	1	2	2	1	1	0	0	19	35	74
Wednesday	4/2/03	12:30 PM	0	14	3	3	1	4	0	1	7	0	0	0	11	31	75
Wednesday	4/2/03	12:45 PM	1	12	7	2	1	4	2	1	4	0	0	0	13	42	89
Wednesday	4/2/03	1:00 PM	2	9	1	0	1	3	0	1	9	1	0	0	17	47	91
Wednesday	4/2/03	1:15 PM	2	8	4	0	2	5	0	2	11	0	0	0	19	35	88
Wednesday	4/2/03	1:30 PM	1	12	4	0	0	5	0	0	7	0	0	0	17	25	71
Wednesday	4/2/03	1:45 PM	1	18	3	0	0	5	0	2	11	0	0	0	23	44	107
Wednesday	4/2/03	2:00 PM	1	12	1	1	1	3	0	1	7	3	0	0	22	42	94
Wednesday	4/2/03	2:15 PM	0	18	5	1	0	7	0	2	8	1	0	0	23	26	91
Wednesday	4/2/03	2:30 PM	0	9	5	2	1	2	1	3	10	0	0	0	31	27	91
Wednesday	4/2/03	2:45 PM	1	11	4	1	0	6	1	1	6	1	0	1	16	36	85
Wednesday	4/2/03	3:00 PM	0	22	2	3	1	5	2	1	9	0	0	0	19	36	100
Wednesday	4/2/03	3:15 PM	1	23	3	0	2	7	0	1	4	0	0	0	19	42	102
Wednesday	4/2/03	3:30 PM	2	29	5	0	2	6	0	1	7	3	0	1	16	36	108
Wednesday	4/2/03	3:45 PM	3	22	5	3	2	6	0	1	5	2	0	0	22	34	105

Portway
Keamy, Hudson County

Start Date: 3/31/2003
 Start Time: 1:15:00 PM
 Site Code: 1
 Station ID: 06289
 Location : Central Avenue s/o APL driveway
 Central Avenue SB

Day	Date	Time	Class 1	Class 2	Class 3	Class 4	Class 5	Class 6	Class 7	Class 8	Class 9	Class 10	Class 11	Class 12	Class 13	Class 14	Total
Wednesday	4/2/03	4:00 PM	1	13	4	1	0	11	0	0	5	1	0	0	18	35	89
Wednesday	4/2/03	4:15 PM	0	14	5	0	2	4	0	0	8	1	1	0	13	33	81
Wednesday	4/2/03	4:30 PM	1	20	3	1	1	7	0	2	13	1	0	0	19	34	102
Wednesday	4/2/03	4:45 PM	4	10	0	1	1	5	0	1	8	3	0	0	20	32	85
Wednesday	4/2/03	5:00 PM	1	13	2	1	3	7	0	2	1	2	0	0	15	32	79
Wednesday	4/2/03	5:15 PM	0	21	3	0	0	5	1	1	4	0	0	0	19	33	87
Wednesday	4/2/03	5:30 PM	1	18	4	0	2	2	2	4	8	0	0	0	20	29	90
Wednesday	4/2/03	5:45 PM	1	19	2	1	1	7	1	0	8	1	0	0	21	24	86
Wednesday	4/2/03	6:00 PM	2	23	2	1	2	5	0	2	3	1	0	0	14	32	87
Wednesday	4/2/03	6:15 PM	4	41	3	0	1	1	3	1	3	3	0	0	5	32	97
Wednesday	4/2/03	6:30 PM	1	31	1	0	1	4	0	1	1	2	0	0	8	15	65
Wednesday	4/2/03	6:45 PM	1	10	0	0	4	2	0	1	0	0	0	0	2	16	36
Wednesday	4/2/03	7:00 PM	2	12	3	1	1	4	0	3	3	1	0	0	8	17	55
Wednesday	4/2/03	7:15 PM	2	9	1	0	0	2	0	1	1	1	0	0	4	12	33
Wednesday	4/2/03	7:30 PM	0	9	3	0	0	2	0	0	0	0	0	0	4	5	23
Wednesday	4/2/03	7:45 PM	0	13	1	0	0	2	0	0	0	0	0	0	2	11	29
Wednesday	4/2/03	8:00 PM	2	8	2	0	2	1	0	0	2	0	0	0	6	7	30
Wednesday	4/2/03	8:15 PM	0	7	2	0	0	0	0	2	0	0	0	0	2	7	20
Wednesday	4/2/03	8:30 PM	1	8	4	0	0	0	0	0	0	0	0	0	3	3	19
Wednesday	4/2/03	8:45 PM	0	8	1	0	0	1	0	2	3	0	0	0	2	6	23
Wednesday	4/2/03	9:00 PM	0	8	2	1	0	1	0	0	1	0	0	0	4	4	21
Wednesday	4/2/03	9:15 PM	0	5	0	0	0	0	0	0	3	0	0	0	1	3	12
Wednesday	4/2/03	9:30 PM	0	8	0	0	1	1	1	0	2	1	0	0	2	6	22
Wednesday	4/2/03	9:45 PM	0	7	1	0	2	3	0	0	1	0	0	0	4	4	22
Wednesday	4/2/03	10:00 PM	0	2	1	0	0	0	0	0	2	0	0	0	2	6	13
Wednesday	4/2/03	10:15 PM	1	3	2	0	0	0	0	2	1	0	0	0	1	2	12
Wednesday	4/2/03	10:30 PM	0	5	3	0	0	1	0	0	0	0	0	0	0	5	14
Wednesday	4/2/03	10:45 PM	1	8	3	0	1	0	0	1	1	0	0	0	2	6	23
Wednesday	4/2/03	11:00 PM	0	5	3	0	0	0	0	1	1	0	0	0	1	4	15
Wednesday	4/2/03	11:15 PM	0	3	1	0	0	1	0	0	0	0	0	0	1	3	9
Wednesday	4/2/03	11:30 PM	0	7	0	0	0	0	0	0	0	0	0	0	3	6	16
Wednesday	4/2/03	11:45 PM	1	5	4	0	0	2	0	3	1	1	0	0	1	5	23
		Total	83	1284	233	35	88	257	30	100	369	70	5	2	983	2025	5564
Thursday	4/3/03	12:00 AM	0	5	0	0	0	1	0	1	0	0	0	0	1	2	10
Thursday	4/3/03	12:15 AM	0	2	0	0	0	0	0	2	0	0	1	0	1	2	8
Thursday	4/3/03	12:30 AM	0	1	1	0	0	0	0	1	1	0	0	0	1	4	9
Thursday	4/3/03	12:45 AM	0	0	0	0	0	1	0	0	0	0	0	0	0	2	3
Thursday	4/3/03	1:00 AM	0	0	0	0	1	1	0	0	1	0	0	0	1	4	8
Thursday	4/3/03	1:15 AM	0	3	2	0	0	0	0	1	0	0	0	0	1	6	13
Thursday	4/3/03	1:30 AM	0	2	0	0	0	0	0	0	1	0	0	0	1	3	7
Thursday	4/3/03	1:45 AM	0	5	1	0	0	0	0	0	0	0	0	0	1	1	8
Thursday	4/3/03	2:00 AM	0	2	1	0	0	0	0	0	3	0	0	0	3	2	11
Thursday	4/3/03	2:15 AM	0	2	0	0	0	0	0	0	2	0	1	0	1	5	11
Thursday	4/3/03	2:30 AM	0	4	0	0	0	0	0	0	2	0	0	0	1	2	9
Thursday	4/3/03	2:45 AM	0	4	0	1	0	0	1	1	1	0	0	0	2	3	13
Thursday	4/3/03	3:00 AM	1	1	1	0	0	0	0	0	1	0	0	0	1	2	7
Thursday	4/3/03	3:15 AM	0	3	1	0	0	0	0	1	1	0	0	0	1	2	9
Thursday	4/3/03	3:30 AM	0	3	0	0	0	0	0	1	0	0	0	0	3	3	10
Thursday	4/3/03	3:45 AM	1	7	0	0	0	0	0	0	1	0	0	0	1	2	12
Thursday	4/3/03	4:00 AM	1	3	2	1	0	1	0	1	2	0	0	0	6	2	19
Thursday	4/3/03	4:15 AM	0	4	2	0	0	1	0	0	2	0	0	0	1	6	16
Thursday	4/3/03	4:30 AM	0	4	1	0	0	0	0	2	2	0	0	0	1	0	10
Thursday	4/3/03	4:45 AM	0	10	1	0	1	1	1	0	2	0	0	0	1	5	22
Thursday	4/3/03	5:00 AM	1	9	2	0	0	0	0	0	1	0	1	0	3	4	21
Thursday	4/3/03	5:15 AM	2	14	3	0	2	2	0	0	6	0	0	0	5	4	38
Thursday	4/3/03	5:30 AM	2	11	5	0	0	2	0	0	8	0	0	0	4	11	43
Thursday	4/3/03	5:45 AM	0	19	3	1	1	6	0	1	4	0	0	0	13	13	48
Thursday	4/3/03	6:00 AM	0	17	4	0	2	2	0	1	6	0	0	0	8	17	57
Thursday	4/3/03	6:15 AM	1	11	6	0	0	4	0	0	7	1	0	0	6	24	60
Thursday	4/3/03	6:30 AM	2	23	6	0	1	5	2	0	11	1	0	0	10	21	82
Thursday	4/3/03	6:45 AM	1	27	3	0	1	5	0	0	8	0	0	0	15	22	82
Thursday	4/3/03	7:00 AM	1	22	9	0	0	3	2	1	7	1	0	0	22	29	97
Thursday	4/3/03	7:15 AM	3	36	11	2	0	3	2	0	7	2	1	0	16	39	122
		Total	16	254	65	5	9	38	8	13	88	5	4	0	118	242	865

Portway
Kearny, Hudson County

Start Date: 3/31/2003
Start Time: 1:30:00 PM
Site Code: 2
Station ID: 08238
Location: Central Avenue s/o APL driveway
Central Avenue NB

Day	Date	Time	Class 1	Class 2	Class 3	Class 4	Class 5	Class 6	Class 7	Class 8	Class 9	Class 10	Class 11	Class 12	Class 13	Class 14	Total
Monday	3/31/03	1:30 PM	3	18	8	2	4	14	1	2	28	2	0	0	2	21	105
Monday	3/31/03	1:45 PM	2	23	7	4	4	9	1	1	30	3	0	0	4	18	106
Monday	3/31/03	2:00 PM	7	35	9	4	3	17	1	3	20	0	0	0	0	12	111
Monday	3/31/03	2:15 PM	6	26	8	4	6	13	0	1	29	5	0	0	2	12	112
Monday	3/31/03	2:30 PM	1	33	11	9	2	15	0	2	19	0	0	0	9	19	120
Monday	3/31/03	2:45 PM	10	44	10	6	7	14	1	6	25	2	0	0	3	14	142
Monday	3/31/03	3:00 PM	7	56	15	4	2	12	1	3	22	3	0	0	6	18	149
Monday	3/31/03	3:15 PM	3	42	19	3	5	15	0	7	24	0	0	0	9	20	147
Monday	3/31/03	3:30 PM	7	54	5	5	4	19	1	8	21	2	0	0	6	18	150
Monday	3/31/03	3:45 PM	3	56	11	2	4	13	1	2	22	1	0	0	7	12	134
Monday	3/31/03	4:00 PM	2	63	20	4	4	8	1	5	10	3	0	0	5	12	137
Monday	3/31/03	4:15 PM	3	53	20	1	5	19	1	4	19	4	0	0	7	13	149
Monday	3/31/03	4:30 PM	3	71	17	3	5	11	0	4	15	1	0	0	3	16	149
Monday	3/31/03	4:45 PM	3	84	12	4	2	4	0	4	22	3	0	0	5	17	160
Monday	3/31/03	5:00 PM	1	80	15	2	4	10	1	1	15	0	0	1	3	9	142
Monday	3/31/03	5:15 PM	1	94	13	2	5	13	1	4	16	2	0	0	1	9	161
Monday	3/31/03	5:30 PM	2	67	14	3	4	6	0	2	10	0	0	0	2	3	113
Monday	3/31/03	5:45 PM	2	51	14	1	2	8	0	3	18	1	0	0	1	8	109
Monday	3/31/03	6:00 PM	0	49	5	3	2	4	0	1	10	0	0	0	1	11	86
Monday	3/31/03	6:15 PM	1	45	12	7	2	6	1	2	13	0	0	0	0	6	95
Monday	3/31/03	6:30 PM	3	38	4	2	3	5	0	5	18	0	0	0	3	4	85
Monday	3/31/03	6:45 PM	2	33	3	1	2	4	0	3	10	0	0	0	6	6	70
Monday	3/31/03	7:00 PM	0	26	9	1	2	6	0	0	7	0	0	0	0	2	53
Monday	3/31/03	7:15 PM	3	11	5	0	1	2	0	3	9	0	0	0	1	4	39
Monday	3/31/03	7:30 PM	0	22	2	0	0	2	0	1	6	0	0	0	0	1	34
Monday	3/31/03	7:45 PM	1	15	6	0	1	2	0	0	6	0	1	0	0	2	34
Monday	3/31/03	8:00 PM	1	16	2	1	0	0	1	0	9	0	0	0	0	4	34
Monday	3/31/03	8:15 PM	2	13	6	0	3	4	0	0	6	0	0	0	1	1	36
Monday	3/31/03	8:30 PM	0	11	5	0	1	3	0	2	2	0	0	0	0	0	24
Monday	3/31/03	8:45 PM	0	10	0	1	0	0	0	1	0	0	0	0	0	1	13
Monday	3/31/03	9:00 PM	0	12	1	0	0	1	0	0	6	0	0	0	0	2	22
Monday	3/31/03	9:15 PM	0	13	3	0	0	0	0	0	1	0	0	0	0	2	19
Monday	3/31/03	9:30 PM	2	17	5	0	0	0	0	0	5	0	0	0	0	1	30
Monday	3/31/03	9:45 PM	0	16	3	1	0	1	0	1	3	1	0	0	0	0	26
Monday	3/31/03	10:00 PM	1	12	2	1	1	0	0	1	3	1	0	0	0	0	22
Monday	3/31/03	10:15 PM	0	7	0	1	0	1	0	0	2	0	0	0	0	1	12
Monday	3/31/03	10:30 PM	0	10	1	0	0	0	0	1	5	0	0	0	0	0	17
Monday	3/31/03	10:45 PM	0	18	2	0	0	1	0	1	3	0	0	0	0	0	25
Monday	3/31/03	11:00 PM	0	8	1	0	0	0	0	1	3	0	0	0	0	0	13
Monday	3/31/03	11:15 PM	0	8	1	0	0	1	0	1	1	0	0	0	0	1	14
Monday	3/31/03	11:30 PM	1	6	0	0	0	0	0	0	1	0	1	0	0	1	10
Monday	3/31/03	11:45 PM	0	6	6	2	0	2	0	2	1	0	0	1	0	3	23
		Total	83	1372	312	84	90	265	13	88	495	34	4	1	87	304	3232
Tuesday	4/1/03	12:00 AM	1	7	2	2	1	1	0	1	2	0	0	0	0	1	18
Tuesday	4/1/03	12:15 AM	2	3	1	1	3	2	0	6	0	1	0	0	0	3	22
Tuesday	4/1/03	12:30 AM	0	5	2	0	0	0	0	5	1	0	0	0	1	0	14
Tuesday	4/1/03	12:45 AM	0	4	4	0	0	0	0	4	1	0	0	0	0	1	14
Tuesday	4/1/03	1:00 AM	0	1	1	0	1	0	1	0	1	0	0	0	0	0	5
Tuesday	4/1/03	1:15 AM	1	1	0	1	0	3	0	1	1	0	0	0	0	1	9
Tuesday	4/1/03	1:30 AM	0	5	2	1	0	3	0	2	5	0	0	0	1	1	20
Tuesday	4/1/03	1:45 AM	0	5	0	1	1	1	0	2	1	0	1	0	0	0	12
Tuesday	4/1/03	2:00 AM	0	1	1	1	0	1	0	3	3	0	0	0	1	0	11
Tuesday	4/1/03	2:15 AM	0	1	2	1	0	1	1	1	0	0	0	0	0	1	8
Tuesday	4/1/03	2:30 AM	0	0	0	0	0	0	0	0	4	0	0	0	0	1	5
Tuesday	4/1/03	2:45 AM	1	3	2	1	0	0	0	1	1	0	0	0	0	0	9
Tuesday	4/1/03	3:00 AM	0	3	1	0	0	2	0	1	2	0	0	0	0	2	11
Tuesday	4/1/03	3:15 AM	0	2	0	1	0	2	0	1	5	0	0	0	0	0	11
Tuesday	4/1/03	3:30 AM	1	2	0	2	1	2	0	0	1	1	0	0	0	1	11
Tuesday	4/1/03	3:45 AM	0	5	0	0	0	1	0	1	5	1	0	0	0	0	13
Tuesday	4/1/03	4:00 AM	0	3	0	0	0	1	0	1	4	0	0	0	0	1	10
Tuesday	4/1/03	4:15 AM	0	2	1	0	1	1	0	1	9	0	0	0	0	1	16
Tuesday	4/1/03	4:30 AM	0	6	3	0	0	2	0	1	3	0	0	0	0	1	16
Tuesday	4/1/03	4:45 AM	0	6	1	0	0	2	0	1	5	0	2	0	0	4	21
Tuesday	4/1/03	5:00 AM	1	6	4	1	0	4	0	0	5	0	0	0	0	0	21
Tuesday	4/1/03	5:15 AM	1	12	2	2	1	6	0	0	5	0	0	0	0	6	35
Tuesday	4/1/03	5:30 AM	1	19	7	0	1	3	1	0	5	0	0	0	0	6	43
Tuesday	4/1/03	5:45 AM	0	28	3	1	1	8	0	1	10	0	0	0	0	2	54
Tuesday	4/1/03	6:00 AM	0	27	12	1	1	12	0	3	9	0	0	0	0	10	75
Tuesday	4/1/03	6:15 AM	1	31	5	1	2	8	0	2	12	0	0	0	2	7	71
Tuesday	4/1/03	6:30 AM	1	47	10	1	4	17	1	3	11	1	1	0	6	10	113

Portway
Kearny, Hudson County

Start Date: 3/31/2003
Start Time: 1:30:00 PM
Site Code: 2
Station ID: 08238
Location : Central Avenue s/o APL driveway
Central Avenue NB

Day	Date	Time	Class 1	Class 2	Class 3	Class 4	Class 5	Class 6	Class 7	Class 8	Class 9	Class 10	Class 11	Class 12	Class 13	Class 14	Total
Wednesday	4/2/03	12:00 AM	0	30	4	0	1	0	0	5	6	0	0	0	0	3	49
Wednesday	4/2/03	12:15 AM	0	21	4	1	0	1	0	1	7	0	0	0	0	2	37
Wednesday	4/2/03	12:30 AM	3	28	4	2	1	3	0	2	6	0	0	0	0	1	50
Wednesday	4/2/03	12:45 AM	2	15	0	1	0	3	0	5	2	0	1	0	0	0	29
Wednesday	4/2/03	1:00 AM	0	13	2	0	0	0	0	2	3	0	0	0	0	0	20
Wednesday	4/2/03	1:15 AM	0	18	0	2	1	1	0	6	6	0	0	0	0	0	34
Wednesday	4/2/03	1:30 AM	1	12	6	0	3	0	0	6	7	0	0	0	0	0	35
Wednesday	4/2/03	1:45 AM	0	10	1	1	1	0	0	1	8	0	0	0	0	0	22
Wednesday	4/2/03	2:00 AM	0	6	2	0	2	0	0	9	4	0	0	0	0	0	23
Wednesday	4/2/03	2:15 AM	0	13	3	0	2	5	0	6	6	0	0	0	0	2	37
Wednesday	4/2/03	2:30 AM	0	11	5	1	0	2	0	6	6	0	0	0	1	0	32
Wednesday	4/2/03	2:45 AM	1	3	0	0	0	0	0	5	10	0	0	0	0	3	22
Wednesday	4/2/03	3:00 AM	3	6	4	1	1	3	0	4	13	2	0	0	0	0	37
Wednesday	4/2/03	3:15 AM	0	14	1	0	1	1	0	3	10	1	0	0	3	3	37
Wednesday	4/2/03	3:30 AM	0	9	2	1	2	0	0	4	6	0	0	0	1	1	26
Wednesday	4/2/03	3:45 AM	1	9	3	1	3	5	0	0	13	1	2	0	1	3	42
Wednesday	4/2/03	4:00 AM	1	9	4	0	1	7	0	2	16	0	0	0	0	4	44
Wednesday	4/2/03	4:15 AM	2	13	2	3	2	4	0	2	14	0	0	0	2	4	48
Wednesday	4/2/03	4:30 AM	3	21	0	3	1	9	1	3	18	1	0	0	2	3	65
Wednesday	4/2/03	4:45 AM	2	25	7	0	2	12	0	1	19	1	1	0	3	3	76
Wednesday	4/2/03	5:00 AM	0	9	5	2	1	7	0	2	10	0	1	0	0	2	39
Wednesday	4/2/03	5:15 AM	0	14	4	1	0	3	0	1	6	0	0	0	0	3	32
Wednesday	4/2/03	5:30 AM	0	20	7	0	1	8	1	0	4	0	0	0	0	9	50
Wednesday	4/2/03	5:45 AM	1	34	7	3	1	11	0	1	7	0	1	0	1	9	76
Wednesday	4/2/03	6:00 AM	1	27	7	0	1	7	0	1	11	0	0	0	1	9	65
Wednesday	4/2/03	6:15 AM	2	36	7	2	2	13	0	2	8	0	1	0	0	2	75
Wednesday	4/2/03	6:30 AM	1	55	13	3	1	26	1	2	14	1	0	0	3	10	130
Wednesday	4/2/03	6:45 AM	0	43	2	3	3	23	0	4	17	0	0	0	1	7	103
Wednesday	4/2/03	7:00 AM	0	35	4	1	6	18	1	2	13	1	0	0	4	7	92
Wednesday	4/2/03	7:15 AM	2	37	7	4	2	13	4	2	23	0	1	0	1	3	99
Wednesday	4/2/03	7:30 AM	2	27	16	4	4	21	0	5	26	1	0	0	4	9	119
Wednesday	4/2/03	7:45 AM	0	47	12	6	4	19	2	4	19	3	0	0	2	7	125
Wednesday	4/2/03	8:00 AM	0	26	8	7	5	15	1	1	23	2	0	0	2	4	94
Wednesday	4/2/03	8:15 AM	1	32	8	6	2	16	2	3	24	2	0	0	3	5	104
Wednesday	4/2/03	8:30 AM	3	39	9	6	9	13	5	8	27	0	0	0	10	12	141
Wednesday	4/2/03	8:45 AM	2	32	8	4	19	9	3	10	31	1	0	0	8	10	137
Wednesday	4/2/03	9:00 AM	2	29	13	8	10	9	2	7	24	0	0	1	3	5	113
Wednesday	4/2/03	9:15 AM	1	24	8	3	4	12	0	5	25	1	1	0	7	5	96
Wednesday	4/2/03	9:30 AM	0	16	3	5	8	11	2	12	24	0	0	0	3	3	87
Wednesday	4/2/03	9:45 AM	3	19	11	3	7	12	2	1	27	2	0	0	6	10	103
Wednesday	4/2/03	10:00 AM	2	18	3	3	7	6	0	8	28	1	0	0	4	10	90
Wednesday	4/2/03	10:15 AM	2	14	13	6	6	6	0	3	29	1	0	0	2	19	101
Wednesday	4/2/03	10:30 AM	4	7	8	2	5	13	1	2	21	0	0	0	2	20	85
Wednesday	4/2/03	10:45 AM	3	14	7	6	2	3	1	1	21	1	0	0	8	21	88
Wednesday	4/2/03	11:00 AM	1	32	12	3	7	11	4	3	29	1	0	0	5	9	117
Wednesday	4/2/03	11:15 AM	2	20	5	5	6	8	1	4	21	1	0	0	3	16	92
Wednesday	4/2/03	11:30 AM	1	15	8	0	7	8	0	3	21	1	0	0	2	12	78
Wednesday	4/2/03	11:45 AM	3	29	10	5	2	14	0	2	24	0	0	0	4	18	111
Wednesday	4/2/03	12:00 PM	1	18	11	6	3	10	3	5	21	2	0	1	4	20	105
Wednesday	4/2/03	12:15 PM	6	24	12	5	3	9	2	1	22	5	0	0	3	21	113
Wednesday	4/2/03	12:30 PM	0	24	13	6	3	13	2	2	20	2	0	0	6	20	111
Wednesday	4/2/03	12:45 PM	3	23	9	3	5	8	1	2	19	3	0	0	6	18	100
Wednesday	4/2/03	1:00 PM	3	22	7	4	4	16	0	4	30	2	0	0	3	22	117
Wednesday	4/2/03	1:15 PM	3	20	5	4	3	13	0	4	18	3	0	0	5	19	97
Wednesday	4/2/03	1:30 PM	1	25	11	7	3	13	0	4	30	2	0	0	4	12	112
Wednesday	4/2/03	1:45 PM	2	36	12	5	3	14	0	4	24	3	0	0	7	18	128
Wednesday	4/2/03	2:00 PM	4	30	9	5	2	9	0	3	23	1	1	0	6	14	107
Wednesday	4/2/03	2:15 PM	1	36	7	7	3	8	2	4	20	0	0	0	7	21	116
Wednesday	4/2/03	2:30 PM	3	51	14	2	4	12	1	2	22	1	0	0	9	20	141
Wednesday	4/2/03	2:45 PM	1	52	7	3	3	16	1	1	15	2	0	1	7	17	126
Wednesday	4/2/03	3:00 PM	2	54	14	3	6	11	0	5	21	1	0	0	7	16	140
Wednesday	4/2/03	3:15 PM	4	50	20	3	4	9	1	4	21	2	0	1	7	10	136
Wednesday	4/2/03	3:30 PM	1	58	17	7	2	10	1	3	22	1	0	0	3	8	133
Wednesday	4/2/03	3:45 PM	1	47	15	1	5	21	0	4	22	3	0	0	3	8	130
Wednesday	4/2/03	4:00 PM	3	61	14	2	4	21	0	5	13	0	0	0	3	12	138
Wednesday	4/2/03	4:15 PM	1	59	18	1	2	7	0	3	18	1	0	2	9	6	127
Wednesday	4/2/03	4:30 PM	2	71	16	5	3	8	1	7	19	2	0	0	7	14	155
Wednesday	4/2/03	4:45 PM	0	88	15	7	4	7	1	2	19	2	0	0	5	12	162
Wednesday	4/2/03	5:00 PM	1	94	17	2	5	13	0	2	14	3	0	0	5	13	169

Portway
Kearny, Hudson County

Start Date: 3/31/2003
Start Time: 1:30:00 PM
Site Code: 2
Station ID: 08238
Location: Central Avenue s/o APL driveway
Central Avenue NB

Day	Date	Time	Class 1	Class 2	Class 3	Class 4	Class 5	Class 6	Class 7	Class 8	Class 9	Class 10	Class 11	Class 12	Class 13	Class 14	Total
Wednesday	4/2/03	5:15 PM	1	79	18	5	2	6	1	3	17	1	0	0	5	9	147
Wednesday	4/2/03	5:30 PM	0	74	13	3	2	9	0	5	18	2	0	1	4	10	141
Wednesday	4/2/03	5:45 PM	1	46	5	1	5	6	0	4	14	2	0	0	3	9	96
Wednesday	4/2/03	6:00 PM	1	52	9	1	3	9	0	3	12	1	0	0	1	5	97
Wednesday	4/2/03	6:15 PM	2	46	10	3	3	5	0	4	21	1	0	0	3	6	104
Wednesday	4/2/03	6:30 PM	1	39	5	1	3	4	0	2	13	0	0	0	1	7	76
Wednesday	4/2/03	6:45 PM	1	39	4	5	1	5	1	2	8	0	0	0	1	10	77
Wednesday	4/2/03	7:00 PM	0	30	8	2	0	4	0	0	8	0	0	0	1	8	61
Wednesday	4/2/03	7:15 PM	1	32	9	2	5	1	0	0	6	0	0	0	0	2	58
Wednesday	4/2/03	7:30 PM	0	21	5	1	0	1	0	2	4	1	0	0	0	0	35
Wednesday	4/2/03	7:45 PM	1	23	6	0	3	2	0	1	3	0	0	0	2	4	45
Wednesday	4/2/03	8:00 PM	2	12	3	0	1	1	0	1	1	0	0	0	1	4	26
Wednesday	4/2/03	8:15 PM	0	22	1	1	2	1	0	0	6	0	0	0	1	6	40
Wednesday	4/2/03	8:30 PM	2	18	6	1	1	1	0	0	7	0	0	0	0	3	39
Wednesday	4/2/03	8:45 PM	0	22	3	0	0	1	0	0	2	1	0	0	0	1	30
Wednesday	4/2/03	9:00 PM	0	15	5	2	0	0	0	3	5	0	0	0	0	6	36
Wednesday	4/2/03	9:15 PM	2	18	1	0	0	2	0	0	2	0	0	0	1	1	27
Wednesday	4/2/03	9:30 PM	0	18	2	0	0	0	1	2	2	0	0	0	0	3	28
Wednesday	4/2/03	9:45 PM	0	21	3	0	1	1	0	2	3	0	0	0	0	3	34
Wednesday	4/2/03	10:00 PM	0	16	2	2	0	0	0	1	0	0	0	0	0	1	22
Wednesday	4/2/03	10:15 PM	1	11	4	0	0	0	0	1	1	0	0	0	0	1	19
Wednesday	4/2/03	10:30 PM	0	26	4	0	0	0	0	1	4	0	0	0	1	1	37
Wednesday	4/2/03	10:45 PM	0	25	5	0	0	1	0	0	2	0	0	0	0	5	38
Wednesday	4/2/03	11:00 PM	1	13	1	0	0	0	0	2	2	0	0	0	0	1	20
Wednesday	4/2/03	11:15 PM	1	9	2	0	0	1	1	1	4	1	1	0	0	0	21
Wednesday	4/2/03	11:30 PM	0	15	2	2	0	0	0	1	2	0	1	0	1	3	27
Wednesday	4/2/03	11:45 PM	0	8	2	0	0	0	0	4	0	0	0	0	0	1	15
		Total	119	2729	680	238	262	700	54	288	1337	77	12	7	244	719	7466
Thursday	4/3/03	12:00 AM	0	6	1	0	1	0	0	2	3	0	0	0	0	0	13
Thursday	4/3/03	12:15 AM	0	4	0	1	0	0	0	1	3	0	0	0	1	1	11
Thursday	4/3/03	12:30 AM	0	1	2	1	0	0	0	3	1	0	0	0	0	0	8
Thursday	4/3/03	12:45 AM	0	4	1	0	2	0	0	3	2	0	1	0	0	1	14
Thursday	4/3/03	1:00 AM	0	2	0	1	1	1	0	1	2	0	1	0	0	0	9
Thursday	4/3/03	1:15 AM	0	2	1	0	0	0	0	1	9	0	0	0	0	0	13
Thursday	4/3/03	1:30 AM	0	6	2	2	0	1	0	0	1	0	0	0	0	0	12
Thursday	4/3/03	1:45 AM	0	7	3	0	0	0	0	0	2	0	1	0	0	0	13
Thursday	4/3/03	2:00 AM	0	6	1	1	0	0	0	0	3	0	0	0	0	2	13
Thursday	4/3/03	2:15 AM	0	1	0	2	0	1	0	0	6	0	1	0	0	0	11
Thursday	4/3/03	2:30 AM	0	4	2	1	0	1	0	0	3	0	0	0	0	0	11
Thursday	4/3/03	2:45 AM	0	2	2	0	0	1	0	0	6	0	0	0	0	0	11
Thursday	4/3/03	3:00 AM	1	3	1	0	0	1	0	0	8	0	0	0	0	1	15
Thursday	4/3/03	3:15 AM	0	0	0	1	0	0	1	0	1	2	0	0	0	0	5
Thursday	4/3/03	3:30 AM	1	5	0	1	0	0	0	0	1	0	0	0	0	1	9
Thursday	4/3/03	3:45 AM	0	4	2	0	1	1	0	1	8	0	0	0	0	1	18
Thursday	4/3/03	4:00 AM	1	6	0	3	0	2	0	2	4	0	1	0	0	2	21
Thursday	4/3/03	4:15 AM	0	5	1	0	0	2	0	2	5	1	0	0	1	0	17
Thursday	4/3/03	4:30 AM	0	4	1	0	1	2	0	1	5	0	0	0	0	2	16
Thursday	4/3/03	4:45 AM	0	7	1	1	0	8	0	1	3	0	1	0	0	2	24
Thursday	4/3/03	5:00 AM	1	7	4	0	1	7	0	0	4	0	1	0	0	2	27
Thursday	4/3/03	5:15 AM	0	10	3	1	0	2	0	0	7	0	0	0	0	3	26
Thursday	4/3/03	5:30 AM	4	12	0	1	1	10	1	0	10	0	0	0	2	7	48
Thursday	4/3/03	5:45 AM	0	30	7	3	2	10	1	0	9	1	0	0	2	3	68
Thursday	4/3/03	6:00 AM	1	35	10	2	1	11	3	0	10	2	1	0	3	8	87
Thursday	4/3/03	6:15 AM	2	27	6	2	0	11	0	0	16	1	0	0	3	6	74
Thursday	4/3/03	6:30 AM	1	57	7	1	4	16	3	0	20	1	1	0	3	9	123
Thursday	4/3/03	6:45 AM	1	33	5	2	1	17	0	1	17	0	1	0	4	6	88
Thursday	4/3/03	7:00 AM	0	37	4	4	0	21	0	5	17	0	0	0	4	8	100
Thursday	4/3/03	7:15 AM	2	26	10	7	1	10	0	0	22	1	0	0	3	6	88
		Total	15	353	77	38	17	136	9	24	208	9	10	0	26	71	993

HUDSON COUNTY

INTERSECTION #1
PROJECT NO:02313.00

E.W. STREET: COUNTY ROAD

MUNICIPALITY: JERSEY CITY

COUNTY: HUDSON

DATES: 3/27/2003

DAY OF WEEK: THURSDAY

TIMES: 6:00 AM-9:00 AM

WEATHER: SUNNY

COMMENT: ALL VEHICLES

SR.NO:

ROUTE:

MUN.CODE:

CO.CODE:

COUNTED FOR PORTWAY PROJECT

PERSON: KARNETTE LINDSEY

COUNTED BY: MALICK & SCHERER, P.C.

ENUMER:

TEMP:

TIME PERIOD	POST OFFICE (TRUCK ENTRANCE) SB.			COUNTY RD. WB.			CROXTON YARD (TRUCK ENTRANCE) NB.			COUNTY RD. EB.			APPR. TOTAL	
	RT	TH	LT	RT	TH	LT	RT	TH	LT	RT	TH	LT	APPR.	TOTAL
6:00-6:15	1	0	5	7	96	6	3	0	4	7	6	42	2	50
6:15-6:30	3	0	6	13	119	9	8	0	6	14	0	38	7	45
6:30-6:45	6	0	3	4	144	9	4	0	4	8	5	80	2	87
6:45-7:00	3	0	2	7	170	5	7	0	2	9	5	70	6	81
HOUR TOTAL	13	0	13	31	529	29	22	0	16	38	16	230	17	263
7:00-7:15	14	0	13	5	124	10	6	0	5	11	8	110	3	121
7:15-7:30	1	0	4	6	140	9	3	1	6	10	4	99	4	107
7:30-7:45	6	1	2	5	121	11	6	0	2	8	4	107	3	114
7:45-8:00	3	0	3	3	128	11	6	0	4	10	6	92	2	100
HOUR TOTAL	24	1	22	19	513	41	21	1	17	39	22	408	12	442
8:00-8:15	6	0	2	1	101	24	5	0	5	10	4	99	1	104
8:15-8:30	1	0	4	4	139	11	8	1	9	18	3	81	2	86
8:30-8:45	1	0	4	5	105	11	15	0	6	21	5	67	5	77
8:45-9:00	4	0	5	4	124	7	14	0	6	20	10	63	5	78
HOUR TOTAL	12	0	15	14	469	53	42	1	26	69	22	310	13	345

Peak Hour - 6:45 - 7:45

6:45-7:00	3	0	2	5	182	5	7	0	2	9	5	70	6	81
7:00-7:15	14	0	13	27	124	10	6	0	5	11	8	110	3	121
7:15-7:30	1	0	4	5	140	9	3	1	6	10	4	99	4	107
7:30-7:45	6	1	2	9	121	11	6	0	2	8	4	107	3	114
HOUR TOTAL	24	1	21	46	555	35	22	1	15	38	21	386	16	423

Peak Hour Factor

0.43 0.25 0.40 0.82 0.82 0.80 0.79 0.25 0.63 0.66 0.88 0.67 0.94

HUDSON COUNTY

INTERSECTION #1
 PROJECT NO:02313.00
 E.W. STREET: COUNTY ROAD

MUNICIPALITY: JERSEY CITY
 COUNTY: HUDSON
 DATE: 3/27/2003
 DAY OF WEEK: THURSDAY

TIME: 6:00 AM-9:00 AM
 WEATHER: SUNNY

COMMENT: PASSENGER CARS

SRI NO:

ROUTE:

MUN.CODE:

CO.CODE:

COUNTED FOR PORTWAY PROJECT

PERSON: KARNETTE LINDSEY

COUNTED BY: MALICK & SCHERER, P.C.

ENUNER:

TEMP:

TIME PERIOD	POST OFFICE (TRUCK ENTRANCE) SB.			CROXTON YARD (TRUCK ENTRANCE) NB.			COUNTY RD. WB.			COUNTY RD. EB.			GRAND TOTAL				
	RT	TH	LT	RT	TH	LT	RT	TH	LT	RT	TH	LT	RT	TH	LT		
6:00-6:15	1	0	2	3	6	95	2	103	2	0	0	1	3	33	2	37	146
6:15-6:30	2	0	3	5	11	115	0	126	1	0	2	2	3	32	4	36	170
6:30-6:45	1	0	1	2	4	139	4	147	0	0	0	0	0	70	2	72	221
6:45-7:00	1	0	2	3	6	161	2	169	2	0	0	2	2	60	0	63	237
HOURLY TOTAL	5	0	8	13	27	510	8	545	5	0	3	8	8	195	8	208	774
7:00-7:15	9	0	12	21	5	116	2	123	3	0	0	0	3	102	3	108	255
7:15-7:30	0	0	3	3	5	132	3	140	1	0	1	2	2	94	2	97	242
7:30-7:45	0	0	1	1	2	118	0	120	1	0	0	1	1	100	1	102	224
7:45-8:00	0	0	2	2	3	117	1	121	1	0	0	1	1	85	1	87	211
HOURLY TOTAL	9	0	18	27	15	483	6	504	6	0	1	7	7	381	7	394	932
8:00-8:15	0	0	2	2	0	94	1	95	1	0	0	0	1	92	0	92	190
8:15-8:30	0	0	4	4	3	127	2	132	0	0	0	0	0	73	0	74	210
8:30-8:45	0	0	2	2	4	96	1	101	1	0	0	1	1	63	0	64	168
8:45-9:00	0	0	1	1	0	112	0	112	0	0	1	1	1	47	1	49	163
HOURLY TOTAL	0	0	9	9	7	429	4	440	2	0	1	3	3	275	1	279	731

HUDSON COUNTY

INTERSECTION #1
PROJECT NO:02313.00

E.W. STREET: COUNTY ROAD

MUNICIPALITY: JERSEY CITY

COUNTY: HUDSON

DATES: 3/27/2003

DAY OF WEEK: THURSDAY

TIMES: 6:00 AM-9:00 AM

WEATHER: SUNNY

COMMENT: CONTAINER TRUCKS

SRI NO:

ROUTE:

MUN.CODE:

CO.CODE:

COUNTED FOR PORTWAY PROJECT

PERSON: KARNETTE LINDSEY

COUNTED BY: MALICK & SCHERER, P.C.

ENGINEER:

TEMP:

TIME PERIOD	POST OFFICE (TRUCK ENTRANCE) SB.			APPR. TOTAL			COUNTY RD. WB.			CROXTON YARD (TRUCK ENTRANCE) NB.			COUNTY RD. EB.			APPR. TOTAL			GRAND TOTAL				
	RT	TH	LT	RT	TH	LT	RT	TH	LT	RT	TH	LT	RT	TH	LT	RT	TH	LT	RT	TH	LT		
6:00-6:15	0	0	3	3	0	0	1	0	1	2	0	0	0	0	0	0	4	0	0	4	0	4	12
6:15-6:30	0	0	0	0	1	1	2	1	4	4	2	0	3	5	3	5	3	5	3	5	3	5	14
6:30-6:45	5	0	1	6	2	2	4	2	4	4	1	0	4	5	1	2	0	0	3	18	0	3	18
6:45-7:00	2	0	0	2	1	1	0	2	2	2	1	0	2	3	0	2	5	7	7	7	0	7	14
HOUR TOTAL	7	0	4	11	4	4	3	5	4	12	4	0	12	16	1	10	8	19	8	19	8	19	58
7:00-7:15	3	0	1	4	0	1	4	1	4	5	2	0	5	7	4	3	0	7	4	3	0	7	23
7:15-7:30	1	0	0	1	1	1	0	2	2	2	1	3	6	6	3	3	2	8	3	2	2	8	17
7:30-7:45	4	0	1	5	3	2	8	13	13	3	0	2	3	3	0	1	2	3	2	2	2	3	24
7:45-8:00	3	0	1	4	0	8	5	13	13	4	0	3	7	7	2	2	0	4	2	2	0	4	28
HOUR TOTAL	11	0	3	14	4	12	17	33	33	9	1	13	23	23	9	9	4	22	9	9	4	22	92
8:00-8:15	4	0	0	4	1	4	11	16	16	1	0	5	6	6	4	5	1	10	4	5	1	10	36
8:15-8:30	0	0	0	0	0	3	4	7	7	3	1	6	10	10	1	3	2	6	1	3	2	6	23
8:30-8:45	1	0	0	1	0	2	7	9	9	6	0	5	11	11	1	0	4	5	1	0	4	5	26
8:45-9:00	1	0	2	3	3	3	4	10	10	6	0	5	11	11	3	5	4	12	3	5	4	12	36
HOUR TOTAL	6	0	2	8	4	12	26	42	42	16	1	21	38	38	9	13	11	33	9	13	11	33	121

HUDSON COUNTY

INTERSECTION #1
PROJECT NO:02313.00
E.W. STREET: COUNTY ROAD

MUNICIPALITY: JERSEY CITY
COUNTY: HUDSON
DATES: 3/27/2003
DAY OF WEEK: THURSDAY
TIMES: 6:00 AM-9:00 AM

WEATHER: SUNNY
COMMENT: NON-CONTAINER HWY TRUCKS

SRI NO:
ROUTE:
ROUTE:
MUN CODE:
CO CODE:
COUNTED FOR PORTWAY PROJECT
PERSON: KARNETTE LINDSEY
COUNTED BY: MALICK & SCHERER, P.C.
ENUNER:
TEMP:

TIME PERIOD	POST OFFICE (TRUCK ENTRANCE) SB.			APPR. TOTAL	COUNTY RD. WB.			APPR. TOTAL	CROXTON YARD (TRUCK ENTRANCE) NB.			APPR. TOTAL	COUNTY RD. EB.			APPR. TOTAL	GRAND TOTAL
	RT	TH	LT		RT	TH	LT		RT	TH	LT		RT	TH	LT		
6:00-6:15	0	0	0	0	0	0	3	3	1	0	0	1	0	3	0	7	11
6:15-6:30	1	0	0	1	1	0	8	9	5	0	1	6	0	2	0	2	18
6:30-6:45	0	0	1	1	0	0	3	3	3	0	0	3	4	5	0	9	16
6:45-7:00	0	0	0	0	0	5	3	8	4	0	0	4	2	5	1	8	20
HOUR TOTAL	1	0	1	2	1	5	17	23	13	0	1	14	10	15	1	26	65
7:00-7:15	2	0	0	2	0	7	4	11	1	0	0	1	1	4	0	5	19
7:15-7:30	0	0	1	1	0	5	6	11	0	0	2	2	0	0	0	0	14
7:30-7:45	2	1	0	3	0	0	3	3	4	0	0	4	3	6	0	9	19
7:45-8:00	0	0	0	0	0	2	5	7	1	0	1	2	3	5	1	9	18
HOUR TOTAL	4	1	1	6	0	14	18	32	6	0	3	9	7	15	1	23	70
8:00-8:15	2	0	0	2	0	3	12	15	3	0	0	3	0	2	0	2	22
8:15-8:30	1	0	0	1	1	9	5	15	5	0	3	8	1	5	0	6	30
8:30-8:45	0	0	2	2	1	7	3	11	8	0	1	9	3	4	1	8	30
8:45-9:00	3	0	2	5	1	9	3	13	8	0	0	8	6	11	0	17	43
HOUR TOTAL	6	0	4	10	3	28	23	54	24	0	4	28	10	22	1	33	125

HUDSON COUNTY

INTERSECTION #1
PROJECT NO:02313.00
E-W STREET: COUNTY ROAD

MUNICIPALITY:
JERSEY CITY
HUDSON

DATES:
3/27/2003

DAY OF WEEK:
THURSDAY

WEATHER:
SUNNY

COMMENT:
ALL VEHICLES

SR.NO:

ROUTE:

MUN.CODE:

CO.CODE:

COUNTED FOR PORTWAY PROJECT

PERSON: KARNETTE LINDSEY

COUNTED BY: MALICK & SCHERER, P.C.

ENUNER:

TEMP:

TIME PERIOD	POST OFFICE (TRUCK ENTRANCE) SB.			COUNTY RD. WB.			APPR. TOTAL			CROXTON YARD (TRUCK ENTRANCE) NB.			COUNTY RD. EB.			APPR. TOTAL		GRAND TOTAL		
	RT	TH	LT	RT	TH	LT	RT	TH	LT	RT	TH	LT	RT	TH	LT	RT	LT			
3:30-3:45	8	0	3	7	67	12	86	12	86	3	10	3	7	0	3	6	67	2	75	182
3:45-4:00	5	0	0	4	72	15	91	15	91	6	18	12	6	0	12	7	135	5	147	261
HOUR TOTAL	13	0	3	11	139	27	177	27	177	13	28	15	13	0	15	13	202	7	222	443
4:00-4:15	11	0	1	3	71	14	88	14	88	7	24	17	7	0	17	5	103	3	111	235
4:15-4:30	9	0	4	1	93	6	100	6	100	3	9	3	6	0	3	6	73	3	82	204
4:30-4:45	7	0	2	0	79	9	88	9	88	10	23	13	2	0	13	2	132	5	139	259
4:45-5:00	4	0	0	1	81	6	88	6	88	12	23	11	4	0	11	4	102	5	111	226
HOUR TOTAL	31	0	7	5	324	35	364	35	364	35	79	44	17	0	44	17	410	16	443	924
5:00-5:15	0	0	1	2	106	8	116	8	116	7	12	5	6	0	5	6	132	5	143	272
5:15-5:30	2	0	1	3	4	80	89	5	89	6	20	14	4	0	14	4	110	5	119	231
5:30-5:45	6	0	3	9	76	4	80	4	80	7	13	6	3	0	6	3	134	1	138	240
5:45-6:00	3	0	3	6	77	14	93	14	93	6	10	4	2	0	4	2	48	3	53	162
HOUR TOTAL	11	0	8	19	339	31	378	31	378	26	55	29	15	0	29	15	424	14	453	905
6:00-6:15	2	0	1	3	2	67	78	9	78	9	14	5	4	0	5	4	155	3	162	257
6:15-6:30	5	0	0	5	4	62	73	7	73	4	8	4	2	0	4	2	84	2	88	174
HOUR TOTAL	7	0	1	8	6	129	151	16	151	13	22	9	6	0	9	6	239	5	250	431
Peak Hour - 4:45 - 5:45	4	0	0	4	81	6	88	6	88	12	23	11	4	0	11	4	102	5	111	226
5:00-5:15	0	0	1	1	106	8	116	8	116	7	12	5	6	0	5	6	132	5	143	272
5:15-5:30	2	0	1	3	4	80	89	5	89	6	20	14	4	0	14	4	110	5	119	231
5:30-5:45	6	0	3	9	76	4	80	4	80	7	13	6	3	0	6	3	134	1	138	240
HOUR TOTAL	12	0	5	17	7	343	23	373	23	373	32	36	17	0	36	17	478	16	511	969
Peak Hour Factor	0.50	0.00	0.42	0.44	0.81	0.72	0.67	0.64	0.67	0.64	0.67	0.64	0.71	0.89	0.80	0.71	0.89	0.80	0.89	0.89

HUDSON COUNTY

INTERSECTION #1
 PROJECT NO:02313.00
 E.W. STREET: COUNTY ROAD
 MUNICIPALITY:
 COUNTY:
 DATES:
 DAY OF WEEK:
 TIMES:
 WEATHER:
 COMMENT:

JERSEY CITY
 HUDSON
 3/27/2003
 THURSDAY
 3:30 PM-6:30 PM
 SUNNY
 PASSENGER CARS

SRI NO:
 ROUTE:
 ROUTE:
 MUN.CODE:
 CO.CODE:
 COUNTED FOR PORTWAY PROJECT
 PERSON: KARNETTE LINDSEY
 COUNTED BY: MALICK & SCHERER, P.C.
 ENUNER:
 TEMP:

TIME PERIOD	POST OFFICE (TRUCK ENTRANCE) SB.			COUNTY RD. WB.			CROXTON YARD (TRUCK ENTRANCE) NB.			COUNTY RD. EB.			GRAND TOTAL	
	RT	TH	LT	RT	TH	LT	RT	TH	LT	RT	TH	LT	APPR. TOTAL	APPR. TOTAL
3:30-3:45	0	0	1	1	60	0	0	0	0	0	60	1	61	123
3:45-4:00	0	0	0	0	68	2	70	0	2	3	127	0	130	202
HOUR TOTAL	0	0	1	1	128	2	131	0	2	3	187	1	191	325
4:00-4:15	6	0	1	7	67	1	70	0	6	1	99	0	100	183
4:15-4:30	2	0	2	4	86	3	89	1	0	0	67	0	67	161
4:30-4:45	4	0	1	5	72	2	74	0	1	0	125	1	126	206
4:45-5:00	0	0	0	0	75	0	75	2	0	0	99	0	99	176
HOUR TOTAL	12	0	4	16	300	6	308	3	7	1	390	1	392	726
5:00-5:15	0	0	0	0	101	0	101	2	1	0	131	0	131	235
5:15-5:30	0	0	1	1	75	0	75	0	2	0	105	1	106	184
5:30-5:45	0	0	2	2	73	0	73	0	1	0	131	0	131	207
5:45-6:00	0	0	1	1	63	2	65	0	2	0	48	0	48	116
HOUR TOTAL	0	0	4	4	312	2	314	2	6	0	415	1	416	742
6:00-6:15	0	0	1	1	58	0	58	1	1	2	149	0	151	212
6:15-6:30	0	0	0	0	56	0	56	0	1	1	81	1	83	143
HOUR TOTAL	0	0	1	1	114	0	117	1	2	3	230	1	234	355

HUDSON COUNTY

INTERSECTION #1
 PROJECT NO:02313.00
 E.W. STREET: COUNTY ROAD
 MUNICIPALITY: JERSEY CITY
 COUNTY: HUDSON
 DATES: 3/27/2003
 DAY OF WEEK: THURSDAY
 TIMES: 3:30 PM-6:30 PM
 WEATHER: SUNNY
 COMMENT: CONTAINER TRUCKS

SR.NO:
 ROUTE:
 MUN.CODE:
 CO.CODE:
 COUNTED FOR: PORTWAY PROJECT
 PERSON: KARNETTE LINDSEY
 COUNTED BY: MALICK & SCHERER, P.C.
 ENJNER:
 TEMP:

TIME PERIOD	POST OFFICE (TRUCK ENTRANCE) SB.			COUNTY RD. WB.			APPR. TOTAL			CROXTON YARD (TRUCK ENTRANCE) NB.						COUNTY RD. EB.			APPR. TOTAL		GRAND TOTAL						
	RT	TH	LT	RT	TH	LT	RT	TH	LT	RT	TH	LT	RT	TH	LT	RT	TH	LT	RT	TH	LT	RT	TH	LT	RT	TH	LT
3:30-3:45	8	0	0	3	2	5	3	0	0	3	0	0	3	0	0	5	4	0	9	0	0	9	0	0	30		
3:45-4:00	5	0	0	3	2	8	3	0	3	6	3	3	6	2	2	2	1	5	8	0	0	8	0	0	32		
HOUR TOTAL	13	0	0	6	4	13	6	0	3	9	3	3	9	7	5	7	5	5	17	0	0	17	0	0	62		
4:00-4:15	4	0	0	0	1	8	1	0	3	4	4	0	3	4	0	4	0	3	7	0	0	7	0	0	24		
4:15-4:30	6	0	1	1	1	3	2	0	1	3	5	1	3	5	1	5	1	2	8	0	0	8	0	0	23		
4:30-4:45	2	0	0	0	2	5	3	0	5	8	2	1	3	2	1	2	1	3	6	0	0	6	0	0	23		
4:45-5:00	3	0	0	3	1	6	6	0	8	14	0	2	5	7	0	0	2	5	7	0	0	7	0	0	33		
HOUR TOTAL	15	0	1	2	6	22	12	0	17	29	11	4	13	28	0	11	4	13	28	0	0	28	0	0	103		
5:00-5:15	0	0	0	2	2	6	2	0	2	4	5	1	5	11	0	5	1	5	11	0	0	11	0	0	25		
5:15-5:30	1	0	0	4	3	3	4	0	6	10	3	3	3	8	2	3	3	2	8	0	0	8	0	0	29		
5:30-5:45	5	0	1	0	1	2	3	0	2	5	3	0	3	7	1	3	3	1	7	0	0	7	0	0	20		
5:45-6:00	2	0	2	2	3	4	3	0	1	4	2	0	4	5	2	2	0	3	5	0	0	5	0	0	22		
HOUR TOTAL	8	0	3	8	9	14	12	0	11	23	13	7	11	31	7	13	7	11	31	0	0	31	0	0	96		
6:00-6:15	2	0	0	0	3	4	5	0	4	9	1	3	2	6	1	3	2	6	11	0	0	11	0	0	24		
6:15-6:30	5	0	0	0	1	3	3	0	1	4	1	4	1	4	1	1	1	1	3	0	0	3	0	0	16		
HOUR TOTAL	7	0	0	0	4	7	8	0	5	13	2	4	3	9	2	4	3	9	1	1	9	0	0	40			

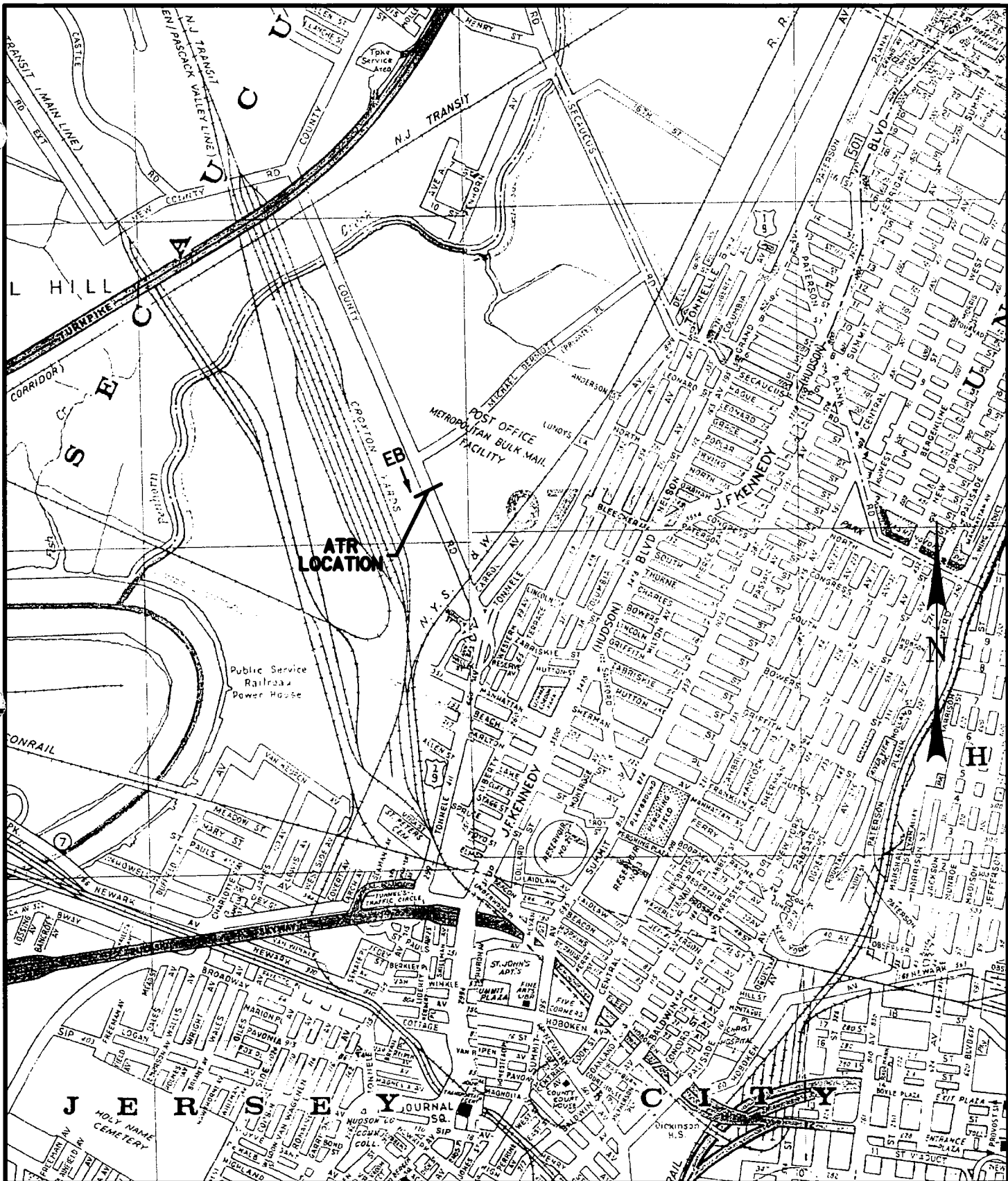
HUDSON COUNTY

INTERSECTION #1
 PROJECT NO:02313.00
 E.W. STREET: COUNTY ROAD
 MUNICIPALITY:
 COUNTY:
 DATES:
 DAY OF WEEK:
 TIMES:
 WEATHER:
 COMMENT:

JERSEY CITY
 HUDSON
 3/27/2003
 THURSDAY
 3:30 PM-6:30 PM
 SUNNY
 NON-CONTAINER HVY TRUCKS

SRI NO:
 ROUTE:
 MUN.CODE:
 CO.CODE:
 COUNTED FOR PORTWAY PROJECT
 PERSON: KARNETTE LINDSEY
 COUNTED BY: MALICK & SCHERER, P.C.
 ENUNER:
 TEMP:

TIME PERIOD	POST OFFICE (TRUCK ENTRANCE) SB.			APPR. TOTAL	COUNTY RD. WB.			APPR. TOTAL	CROXTON YARD (TRUCK ENTRANCE) NB.			APPR. TOTAL	COUNTY RD. EB.			APPR. TOTAL	GRAND TOTAL
	RT	TH	LT		RT	TH	LT		RT	TH	LT		RT	TH	LT		
3:30-3:45	0	0	2	2	3	1	7	11	4	0	1	5	1	0	1	2	20
3:45-4:00	0	0	0	0	1	2	5	8	3	0	7	10	2	5	0	7	25
HOUR TOTAL	0	0	2	2	4	3	12	19	7	0	8	15	3	5	1	9	45
4:00-4:15	1	0	0	1	1	0	5	6	6	0	7	13	0	3	0	3	23
4:15-4:30	1	0	1	2	0	4	0	4	3	0	2	5	1	0	1	2	13
4:30-4:45	1	0	1	2	0	5	2	7	7	0	7	14	0	3	1	4	27
4:45-5:00	1	0	0	1	0	2	0	2	4	0	3	7	4	1	0	5	15
HOUR TOTAL	4	0	2	6	1	11	7	19	20	0	19	39	5	7	2	14	78
5:00-5:15	0	0	1	1	0	1	2	3	3	0	2	5	1	0	0	1	10
5:15-5:30	1	0	0	1	0	2	2	4	2	0	6	8	1	2	2	5	18
5:30-5:45	1	0	0	1	0	2	3	5	4	0	3	7	0	0	0	0	13
5:45-6:00	1	0	0	1	0	5	8	13	3	0	1	4	0	0	0	0	18
HOUR TOTAL	3	0	1	4	0	10	15	25	12	0	12	24	2	2	2	6	59
6:00-6:15	0	0	0	0	2	6	5	13	3	0	0	3	1	3	1	5	21
6:15-6:30	0	0	0	0	1	5	4	10	1	0	2	3	0	2	0	2	15
HOUR TOTAL	0	0	0	0	3	11	9	23	4	0	2	6	1	5	1	7	36



ATR LOCATION

Malick & Scherer, P.C. — *M&S* —
 Consulting Engineers
 Construction Inspectors

One Salem Square, 295 Route 22 East, Whitehouse Station, New Jersey 08889
 Phone (908) 534-4995 Fax (908) 534-0507

ATR LOCATION MAP	
COUNTY ROAD	
PORTWAY EXTENSION CONCEPT DEVELOPMENT AND CSM STUDY	
NOT TO SCALE	DATE: 4/2/03

Portway
Jersey City, Hudson County

Start Date: 3/25/2003
Start Time: 10:00:00 AM
Site Code: 24-2
Station ID: 06186
Location : County Road West of Tonnelle Avenue
County Road EB

Number	Date	Time	Class 1	Class 2	Class 3	Class 4	Class 5	Class 6	Class 7	Class 8	Class 9	Class 10	Class 11	Class 12	Class 13	Class 14	Total
Tuesday	3/25/03	10:00 AM	0	37	8	1	4	1	0	1	2	0	0	0	6	3	63
Tuesday	3/25/03	10:15 AM	0	34	7	1	3	0	2	2	1	0	0	0	4	2	56
Tuesday	3/25/03	10:30 AM	0	24	4	2	1	3	1	2	1	1	0	0	7	7	53
Tuesday	3/25/03	10:45 AM	0	35	7	1	2	3	0	1	4	3	0	0	5	6	67
Tuesday	3/25/03	11:00 AM	0	23	3	0	0	0	0	0	1	0	0	0	10	21	58
Tuesday	3/25/03	11:15 AM	2	14	1	1	0	3	0	0	0	0	0	0	5	45	71
Tuesday	3/25/03	11:30 AM	0	46	9	1	1	7	0	2	3	2	0	0	2	5	78
Tuesday	3/25/03	11:45 AM	0	41	12	1	4	1	0	0	1	0	0	1	5	4	70
Tuesday	3/25/03	12:00 PM	0	56	5	1	0	2	1	0	0	1	0	0	11	4	81
Tuesday	3/25/03	12:15 PM	0	51	9	1	1	1	0	0	6	0	0	0	8	9	86
Tuesday	3/25/03	12:30 PM	0	41	4	2	1	2	0	0	2	1	0	0	4	1	58
Tuesday	3/25/03	12:45 PM	0	55	9	0	1	3	0	3	2	0	0	0	1	5	79
Tuesday	3/25/03	1:00 PM	0	42	5	1	1	4	0	1	0	0	0	0	0	3	57
Tuesday	3/25/03	1:15 PM	0	35	7	2	4	0	0	0	4	0	0	0	1	4	57
Tuesday	3/25/03	1:30 PM	0	47	6	0	4	2	0	1	3	0	0	0	3	1	67
Tuesday	3/25/03	1:45 PM	0	48	8	1	0	3	1	0	1	2	0	0	1	5	70
Tuesday	3/25/03	2:00 PM	0	62	3	2	3	7	2	0	3	0	0	0	4	3	89
Tuesday	3/25/03	2:15 PM	0	53	4	0	2	5	0	0	3	0	0	0	1	16	84
Tuesday	3/25/03	2:30 PM	0	66	5	2	1	3	1	0	4	2	0	0	6	11	101
Tuesday	3/25/03	2:45 PM	0	59	5	0	2	4	1	2	4	0	0	0	1	1	79
Tuesday	3/25/03	3:00 PM	0	90	7	0	0	3	1	0	2	1	0	0	10	19	133
Tuesday	3/25/03	3:15 PM	0	40	3	2	3	1	0	0	0	0	0	0	7	35	91
Tuesday	3/25/03	3:30 PM	0	95	3	1	1	1	0	0	1	1	0	0	3	8	114
Tuesday	3/25/03	3:45 PM	0	73	2	2	0	5	0	0	4	0	0	0	1	4	91
Tuesday	3/25/03	4:00 PM	0	90	4	2	3	4	1	0	3	0	0	0	3	9	119
Tuesday	3/25/03	4:15 PM	0	75	2	3	1	3	0	1	0	3	0	0	2	10	100
Tuesday	3/25/03	4:30 PM	0	93	2	1	1	1	1	0	1	0	1	1	4	36	142
Tuesday	3/25/03	4:45 PM	0	89	2	1	3	5	0	2	3	0	0	0	2	1	108
Tuesday	3/25/03	5:00 PM	1	148	4	2	2	0	0	1	0	1	0	0	1	20	180
Tuesday	3/25/03	5:15 PM	0	91	1	1	1	4	0	2	3	0	0	0	2	5	110
Tuesday	3/25/03	5:30 PM	0	94	6	2	1	2	0	1	4	0	0	0	3	21	134
Tuesday	3/25/03	5:45 PM	0	69	3	1	3	3	0	0	4	0	0	0	0	3	86
Tuesday	3/25/03	6:00 PM	0	121	8	0	1	1	0	3	4	0	0	0	0	9	147
Tuesday	3/25/03	6:15 PM	0	72	4	1	0	0	0	0	0	0	0	0	1	3	81
Tuesday	3/25/03	6:30 PM	0	65	6	0	1	2	0	0	1	0	0	0	1	3	79
Tuesday	3/25/03	6:45 PM	0	68	4	0	1	0	0	0	1	0	0	0	0	1	75
Tuesday	3/25/03	7:00 PM	0	51	6	0	1	3	0	2	4	0	0	0	0	3	70
Tuesday	3/25/03	7:15 PM	0	44	5	1	1	1	0	0	2	1	0	0	0	1	56
Tuesday	3/25/03	7:30 PM	1	42	6	0	0	1	0	0	2	0	0	0	0	1	53
Tuesday	3/25/03	7:45 PM	0	38	2	0	0	0	0	0	1	0	0	1	2	3	47
Tuesday	3/25/03	8:00 PM	1	46	2	1	1	3	0	2	1	0	0	0	0	3	60
Tuesday	3/25/03	8:15 PM	0	32	4	1	0	2	0	0	2	0	0	0	0	2	43
Tuesday	3/25/03	8:30 PM	0	25	0	1	1	2	0	2	2	0	0	0	0	0	33
Tuesday	3/25/03	8:45 PM	0	33	4	0	2	3	0	1	0	0	0	0	0	1	44
Tuesday	3/25/03	9:00 PM	0	47	3	0	0	2	0	0	3	0	0	0	0	0	55
Tuesday	3/25/03	9:15 PM	0	34	3	2	0	1	0	1	0	0	0	0	0	3	44
Tuesday	3/25/03	9:30 PM	1	34	2	0	0	2	0	0	2	0	0	0	0	0	41
Tuesday	3/25/03	9:45 PM	0	30	1	0	0	0	1	0	1	0	0	0	0	5	39
Tuesday	3/25/03	10:00 PM	0	52	4	0	1	0	0	0	0	0	0	0	0	0	57
Tuesday	3/25/03	10:15 PM	0	44	5	2	0	0	0	1	1	0	0	0	0	1	54
Tuesday	3/25/03	10:30 PM	0	36	2	0	0	2	0	0	0	0	0	0	0	1	41
Tuesday	3/25/03	10:45 PM	1	31	3	0	1	0	0	0	1	0	0	0	0	1	38
Tuesday	3/25/03	11:00 PM	0	80	2	1	2	1	0	1	2	0	0	0	0	3	92
Tuesday	3/25/03	11:15 PM	0	52	0	2	2	2	0	0	1	0	0	0	1	2	62
Tuesday	3/25/03	11:30 PM	0	39	1	0	0	1	0	0	1	0	0	0	0	0	42
Tuesday	3/25/03	11:45 PM	1	17	1	0	1	0	0	0	0	0	0	0	0	2	22
Total			8	3049	238	50	70	116	12	36	102	19	1	3	128	375	4207
Wednesday	3/26/03	12:00 AM	0	38	2	1	0	1	0	2	1	0	0	0	0	2	47
Wednesday	3/26/03	12:15 AM	0	18	2	0	0	1	0	1	4	0	0	0	0	0	26
Wednesday	3/26/03	12:30 AM	0	25	2	0	0	0	0	0	0	0	0	0	1	5	33
Wednesday	3/26/03	12:45 AM	0	16	2	0	0	2	0	0	0	0	0	0	0	0	20
Wednesday	3/26/03	1:00 AM	0	10	3	0	0	1	0	5	1	0	0	0	0	0	20
Wednesday	3/26/03	1:15 AM	0	15	2	0	0	2	0	1	1	0	0	0	0	0	21
Wednesday	3/26/03	1:30 AM	0	3	3	0	0	3	0	2	1	0	0	0	0	3	15
Wednesday	3/26/03	1:45 AM	0	3	1	0	1	3	0	1	0	0	0	0	0	1	10
Wednesday	3/26/03	2:00 AM	0	6	3	0	0	0	0	0	3	0	0	0	0	1	13
Wednesday	3/26/03	2:15 AM	0	2	1	0	0	0	0	0	1	0	0	0	0	3	7
Wednesday	3/26/03	2:30 AM	0	10	2	0	1	0	0	0	0	0	0	0	0	4	17
Wednesday	3/26/03	2:45 AM	0	30	0	0	0	0	0	1	1	0	0	0	0	2	34
Wednesday	3/26/03	3:00 AM	0	21	1	0	1	0	0	2	1	0	0	0	0	1	27
Wednesday	3/26/03	3:15 AM	0	15	1	0	0	1	0	1	0	0	0	0	0	2	20
Wednesday	3/26/03	3:30 AM	0	24	0	0	0	1	0	0	1	0	0	0	0	0	26

Portway
Jersey City, Hudson County

Start Date: 3/25/2003
Start Time: 10:00:00 AM
Site Code: 24-2
Station ID: 06186
Location : County Road West of Tonnelles Avenue
County Roac EB

Number	Date	Time	Class 1	Class 2	Class 3	Class 4	Class 5	Class 6	Class 7	Class 8	Class 9	Class 10	Class 11	Class 12	Class 13	Class 14	Total
Wednesdav	3/26/03	3:45 AM	0	17	2	1	3	2	0	1	1	0	0	0	0	3	30
Wednesdav	3/26/03	4:00 AM	0	24	0	0	1	0	0	1	2	0	0	0	0	0	28
Wednesdav	3/26/03	4:15 AM	0	14	2	0	1	0	0	0	1	0	0	0	0	2	20
Wednesdav	3/26/03	4:30 AM	0	17	5	2	0	3	0	0	1	0	0	0	0	0	28
Wednesdav	3/26/03	4:45 AM	0	13	0	0	3	1	0	0	0	0	0	0	0	2	19
Wednesdav	3/26/03	5:00 AM	0	13	1	0	1	2	0	0	1	0	0	0	0	3	21
Wednesdav	3/26/03	5:15 AM	0	20	1	0	3	1	0	0	3	0	1	0	0	3	32
Wednesdav	3/26/03	5:30 AM	0	15	3	0	1	1	0	1	4	0	0	0	0	2	27
Wednesdav	3/26/03	5:45 AM	0	26	4	0	2	0	0	1	1	0	0	0	0	0	34
Wednesdav	3/26/03	6:00 AM	0	30	5	0	0	1	0	0	4	0	0	0	0	2	42
Wednesdav	3/26/03	6:15 AM	0	39	6	2	0	3	0	1	11	0	0	0	0	0	62
Wednesdav	3/26/03	6:30 AM	0	46	5	0	2	5	0	0	2	0	0	0	1	1	62
Wednesdav	3/26/03	6:45 AM	0	55	8	3	2	2	0	1	6	0	0	0	0	3	80
Wednesdav	3/26/03	7:00 AM	0	84	7	1	2	4	0	1	3	0	0	0	0	3	105
Wednesdav	3/26/03	7:15 AM	0	71	6	3	4	3	0	1	6	1	0	0	0	5	100
Wednesdav	3/26/03	7:30 AM	1	60	11	2	10	6	1	0	7	2	0	1	1	11	113
Wednesdav	3/26/03	7:45 AM	0	61	9	0	5	2	0	1	2	0	0	0	0	14	94
Wednesdav	3/26/03	8:00 AM	0	87	12	0	6	2	0	1	7	0	0	0	0	3	118
Wednesdav	3/26/03	8:15 AM	0	55	10	1	5	4	0	1	5	0	0	0	1	2	84
Wednesdav	3/26/03	8:30 AM	0	74	4	4	6	1	0	4	5	0	0	0	0	3	101
Wednesdav	3/26/03	8:45 AM	1	38	5	0	8	1	0	3	5	1	0	0	0	0	62
Wednesdav	3/26/03	9:00 AM	0	53	10	3	5	5	0	6	4	0	0	0	0	2	88
Wednesdav	3/26/03	9:15 AM	0	35	10	4	2	1	0	1	6	1	0	0	0	0	60
Wednesdav	3/26/03	9:30 AM	0	33	13	2	3	5	0	2	13	0	0	0	1	5	77
Wednesdav	3/26/03	9:45 AM	0	39	5	3	2	3	0	2	3	0	0	0	0	3	60
Wednesdav	3/26/03	10:00 AM	0	35	9	1	0	7	0	2	8	0	0	0	1	2	65
Wednesdav	3/26/03	10:15 AM	0	37	6	0	0	3	0	0	9	0	0	0	0	0	55
Wednesdav	3/26/03	10:30 AM	0	37	12	2	2	6	0	3	6	1	0	0	1	3	73
Wednesdav	3/26/03	10:45 AM	0	42	6	0	3	4	0	1	11	1	0	0	0	2	70
Wednesdav	3/26/03	11:00 AM	0	44	7	2	1	1	0	1	8	0	0	0	1	2	67
Wednesdav	3/26/03	11:15 AM	0	34	10	0	2	0	0	2	11	0	0	0	1	5	65
Wednesdav	3/26/03	11:30 AM	0	36	6	1	2	4	0	1	11	0	0	0	0	4	65
Wednesdav	3/26/03	11:45 AM	0	50	6	1	5	5	0	2	10	0	0	0	1	0	80
Wednesdav	3/26/03	12:00 PM	0	59	6	0	2	2	0	2	7	0	0	0	0	6	84
Wednesdav	3/26/03	12:15 PM	1	34	6	1	2	5	0	2	9	0	0	0	0	3	63
Wednesdav	3/26/03	12:30 PM	0	42	5	0	8	8	0	1	14	0	0	0	2	8	88
Wednesdav	3/26/03	12:45 PM	0	32	9	0	2	2	0	2	5	0	0	0	1	0	53
Wednesdav	3/26/03	1:00 PM	0	45	5	1	2	3	0	1	7	0	0	0	0	3	67
Wednesdav	3/26/03	1:15 PM	0	61	5	1	5	3	0	1	3	0	0	0	1	5	85
Wednesdav	3/26/03	1:30 PM	1	56	6	1	4	12	0	4	9	0	0	0	0	8	101
Wednesdav	3/26/03	1:45 PM	0	48	4	1	2	4	0	1	9	0	0	0	0	7	76
Wednesdav	3/26/03	2:00 PM	0	55	8	3	4	1	0	1	8	0	0	0	0	1	81
Wednesdav	3/26/03	2:15 PM	0	54	6	2	4	4	0	3	10	0	0	0	1	2	86
Wednesdav	3/26/03	2:30 PM	0	57	7	0	1	3	0	1	7	0	0	0	0	2	78
Wednesdav	3/26/03	2:45 PM	0	56	3	0	2	2	0	2	9	0	0	0	1	3	78
Wednesdav	3/26/03	3:00 PM	0	105	6	0	1	7	0	0	9	0	0	0	1	13	142
Wednesdav	3/26/03	3:15 PM	0	58	12	0	0	3	0	1	4	0	0	0	2	11	91
Wednesdav	3/26/03	3:30 PM	0	94	12	2	3	4	0	2	4	0	0	0	1	11	133
Wednesdav	3/26/03	3:45 PM	1	79	4	2	4	6	0	2	2	0	0	0	1	9	110
Wednesdav	3/26/03	4:00 PM	0	89	4	1	2	4	0	1	6	2	0	0	0	11	120
Wednesdav	3/26/03	4:15 PM	0	44	3	1	0	2	0	3	2	0	0	0	3	38	96
Wednesdav	3/26/03	4:30 PM	0	99	3	2	3	3	0	1	3	1	0	0	0	16	131
Wednesdav	3/26/03	4:45 PM	0	93	6	1	1	7	0	0	3	0	0	0	0	1	112
Wednesdav	3/26/03	5:00 PM	0	128	8	2	0	7	0	2	7	0	0	0	0	5	159
Wednesdav	3/26/03	5:15 PM	0	117	5	0	2	4	0	3	7	0	0	0	3	10	151
Wednesdav	3/26/03	5:30 PM	0	103	0	1	2	2	0	2	4	0	0	0	0	7	121
Wednesdav	3/26/03	5:45 PM	0	83	2	1	0	2	0	0	1	0	0	0	0	4	93
Wednesdav	3/26/03	6:00 PM	0	130	4	1	0	1	0	0	0	0	0	0	3	3	142
Wednesdav	3/26/03	6:15 PM	0	64	4	1	0	1	2	0	3	1	0	0	1	4	81
Wednesdav	3/26/03	6:30 PM	0	63	4	0	0	2	0	0	1	1	0	0	2	1	74
Wednesdav	3/26/03	6:45 PM	0	47	4	0	0	2	1	1	4	0	0	0	0	3	62
Wednesdav	3/26/03	7:00 PM	0	81	2	0	0	0	0	0	2	0	0	0	0	4	89
Wednesdav	3/26/03	7:15 PM	0	55	2	0	0	0	0	0	1	0	0	0	0	3	61
Wednesdav	3/26/03	7:30 PM	0	46	2	0	1	2	0	0	1	0	0	0	0	6	58
Wednesdav	3/26/03	7:45 PM	0	32	2	0	0	1	0	1	1	0	0	0	0	5	42
Wednesdav	3/26/03	8:00 PM	0	48	1	0	1	4	0	0	2	0	0	0	0	2	58
Wednesdav	3/26/03	8:15 PM	0	27	3	1	0	4	0	1	2	0	0	0	0	0	38
Wednesdav	3/26/03	8:30 PM	0	20	6	0	0	3	0	1	1	0	0	0	0	1	32
Wednesdav	3/26/03	8:45 PM	1	28	4	0	0	1	0	1	5	0	0	0	0	3	43
Wednesdav	3/26/03	9:00 PM	1	37	3	0	0	3	0	0	0	0	0	0	0	2	46
Wednesdav	3/26/03	9:15 PM	0	32	3	2	2	2	0	2	1	0	0	0	0	1	45

Portway
Jersey City, Hudson County

Start Date: 3/25/2003
 Start Time: 10:00:00 AM
 Site Code: 24-2
 Station ID: 06186
 Location: County Road West of Tonnelle Avenue
 County Road EB

Number	Date	Time	Class 1	Class 2	Class 3	Class 4	Class 5	Class 6	Class 7	Class 8	Class 9	Class 10	Class 11	Class 12	Class 13	Class 14	Total
Wednesday	3/26/03	9:30 PM	0	27	3	0	1	1	0	0	2	0	0	0	0	2	36
Wednesday	3/26/03	9:45 PM	0	32	1	0	0	2	0	1	1	0	0	0	0	1	38
Wednesday	3/26/03	10:00 PM	0	48	2	0	1	1	0	2	1	0	0	0	0	0	55
Wednesday	3/26/03	10:15 PM	0	37	1	2	0	1	0	2	2	0	0	0	0	1	46
Wednesday	3/26/03	10:30 PM	0	44	2	0	0	3	0	1	0	1	0	0	0	0	51
Wednesday	3/26/03	10:45 PM	0	31	1	0	3	1	0	0	0	0	0	0	0	0	36
Wednesday	3/26/03	11:00 PM	0	94	3	1	0	1	0	0	0	1	0	0	0	0	100
Wednesday	3/26/03	11:15 PM	0	33	1	3	0	0	0	4	0	0	0	0	0	2	43
Wednesday	3/26/03	11:30 PM	0	43	2	0	0	2	0	0	0	0	0	0	0	0	47
Wednesday	3/26/03	11:45 PM	0	25	1	0	0	0	0	0	0	0	0	0	0	1	27
		Total	7	4385	427	73	160	241	4	112	371	14	1	1	33	343	6172
Thursday	3/27/03	12:00 AM	0	38	1	1	1	0	0	4	0	0	0	0	0	1	46
Thursday	3/27/03	12:15 AM	0	37	2	0	0	2	0	2	0	0	0	0	0	0	43
Thursday	3/27/03	12:30 AM	0	23	2	0	0	2	0	1	2	0	0	0	0	0	30
Thursday	3/27/03	12:45 AM	0	13	0	0	0	1	0	0	3	0	0	0	0	0	17
Thursday	3/27/03	1:00 AM	0	15	1	0	0	1	0	0	1	0	0	0	0	0	18
Thursday	3/27/03	1:15 AM	0	12	1	0	0	1	0	2	0	0	0	0	0	1	17
Thursday	3/27/03	1:30 AM	0	9	1	2	0	1	0	3	0	0	0	0	0	1	17
Thursday	3/27/03	1:45 AM	0	4	0	0	0	0	0	2	0	0	0	0	0	0	6
Thursday	3/27/03	2:00 AM	0	15	1	0	0	0	0	0	3	0	0	0	0	0	19
Thursday	3/27/03	2:15 AM	0	1	1	0	0	1	0	0	1	0	0	0	0	2	6
Thursday	3/27/03	2:30 AM	0	16	3	0	0	0	0	2	0	0	0	0	0	3	24
Thursday	3/27/03	2:45 AM	0	20	0	0	0	0	0	1	1	0	0	0	0	1	23
Thursday	3/27/03	3:00 AM	0	16	2	0	0	0	0	0	1	0	0	0	0	2	21
Thursday	3/27/03	3:15 AM	0	17	0	0	3	0	0	2	2	0	0	0	0	1	25
Thursday	3/27/03	3:30 AM	0	21	1	0	1	2	0	1	0	0	0	0	0	2	28
Thursday	3/27/03	3:45 AM	0	24	1	0	1	2	0	1	1	0	0	0	0	1	31
Thursday	3/27/03	4:00 AM	0	29	3	0	0	0	0	2	1	0	0	0	0	0	35
Thursday	3/27/03	4:15 AM	0	4	1	0	0	1	0	0	2	0	0	0	0	1	9
Thursday	3/27/03	4:30 AM	0	13	0	1	1	0	0	0	1	0	0	0	0	0	16
Thursday	3/27/03	4:45 AM	0	12	1	0	2	2	0	1	3	0	0	0	1	2	24
Thursday	3/27/03	5:00 AM	0	12	0	0	3	1	0	2	3	0	0	0	0	0	21
Thursday	3/27/03	5:15 AM	0	14	4	1	1	0	0	1	3	0	0	0	0	1	25
Thursday	3/27/03	5:30 AM	0	19	1	0	2	2	0	0	2	1	0	0	0	0	27
Thursday	3/27/03	5:45 AM	0	35	3	0	0	1	0	2	4	0	0	0	0	2	47
Thursday	3/27/03	6:00 AM	0	36	5	0	1	4	0	0	7	0	0	0	0	2	55
Thursday	3/27/03	6:15 AM	0	25	4	2	1	1	0	1	11	0	0	0	0	3	48
Thursday	3/27/03	6:30 AM	0	60	7	1	2	2	0	2	6	0	0	0	0	4	84
Thursday	3/27/03	6:45 AM	0	57	9	2	3	5	0	0	5	0	0	0	0	4	85
Thursday	3/27/03	7:00 AM	0	105	11	1	4	1	0	0	5	0	0	0	1	2	130
Thursday	3/27/03	7:15 AM	0	78	6	2	3	1	0	1	5	0	0	0	0	5	101
Thursday	3/27/03	7:30 AM	0	88	9	2	6	3	0	2	3	0	0	0	1	2	116
Thursday	3/27/03	7:45 AM	0	60	17	1	2	2	0	2	5	0	0	0	0	5	94
Thursday	3/27/03	8:00 AM	1	79	11	0	7	2	0	2	4	1	0	0	0	6	113
Thursday	3/27/03	8:15 AM	0	54	15	1	3	2	0	2	6	1	0	0	0	3	87
Thursday	3/27/03	8:30 AM	0	52	5	2	3	4	0	1	11	0	0	0	0	3	81
Thursday	3/27/03	8:45 AM	0	38	5	2	7	6	0	2	11	0	0	0	1	5	77
Thursday	3/27/03	9:00 AM	0	47	8	4	5	3	0	1	7	0	0	0	0	7	82
Thursday	3/27/03	9:15 AM	0	35	7	2	3	1	0	2	8	0	0	0	0	4	62
Thursday	3/27/03	9:30 AM	0	42	7	2	2	7	0	1	2	0	0	0	0	5	68
Thursday	3/27/03	9:45 AM	0	33	9	2	2	1	0	0	12	0	0	1	1	1	62
Thursday	3/27/03	10:00 AM	0	37	5	3	3	6	0	0	14	0	0	0	0	4	72
Thursday	3/27/03	10:15 AM	0	41	6	2	6	6	0	0	7	0	0	0	0	1	69
Thursday	3/27/03	10:30 AM	0	25	4	1	2	6	0	2	3	0	0	0	1	6	50
Thursday	3/27/03	10:45 AM	0	29	5	0	5	6	0	1	13	1	0	0	0	6	66
Thursday	3/27/03	11:00 AM	0	32	10	1	5	4	0	0	10	0	0	0	0	9	71
Thursday	3/27/03	11:15 AM	1	22	5	0	4	6	0	3	10	0	0	0	0	8	59
Thursday	3/27/03	11:30 AM	0	36	9	1	2	1	0	0	12	0	0	1	0	12	74
Thursday	3/27/03	11:45 AM	0	38	6	2	4	6	0	2	11	0	0	0	0	14	83
Thursday	3/27/03	12:00 PM	0	36	4	2	3	6	0	0	7	0	0	0	0	34	92
Thursday	3/27/03	12:15 PM	0	44	8	1	2	2	0	0	4	0	0	0	0	9	70
Thursday	3/27/03	12:30 PM	0	39	7	1	5	3	0	2	10	0	0	0	1	13	81
Thursday	3/27/03	12:45 PM	0	33	6	1	0	4	0	0	9	0	0	0	1	20	74
Thursday	3/27/03	1:00 PM	0	26	3	0	2	4	0	0	11	0	0	0	0	16	62
Thursday	3/27/03	1:15 PM	0	16	8	2	3	2	0	2	12	1	0	0	2	35	83
Thursday	3/27/03	1:30 PM	0	42	10	1	4	2	0	0	8	0	0	0	0	25	92
Thursday	3/27/03	1:45 PM	0	21	13	0	4	5	0	3	11	0	0	0	0	30	87
Thursday	3/27/03	2:00 PM	0	40	3	1	4	8	0	0	10	0	0	0	2	20	88
Thursday	3/27/03	2:15 PM	1	29	3	2	4	5	0	3	6	0	0	0	2	18	73
Thursday	3/27/03	2:30 PM	0	50	6	1	3	7	0	5	14	1	0	0	0	16	103
Thursday	3/27/03	2:45 PM	0	32	3	2	2	7	0	1	10	0	0	0	0	26	83

Portway
Jersey City, Hudson County

Start Date: 3/25/2003
Start Time: 10:00:00 AM
Site Code: 24-2
Station ID: 06186
Location : County Road West of Tonnelle Avenue
County Road EB

Number	Date	Time	Class 1	Class 2	Class 3	Class 4	Class 5	Class 6	Class 7	Class 8	Class 9	Class 10	Class 11	Class 12	Class 13	Class 14	Total
Thursday	3/27/03	3:00 PM	0	54	8	4	3	3	0	0	6	0	0	0	2	56	136
Thursday	3/27/03	3:15 PM	0	46	9	2	3	9	0	1	11	0	0	0	1	42	124
Thursday	3/27/03	3:30 PM	0	35	4	4	2	2	0	2	5	0	0	0	1	28	83
Thursday	3/27/03	3:45 PM	0	75	8	4	2	5	0	0	5	0	0	0	2	34	135
Thursday	3/27/03	4:00 PM	0	70	3	1	3	5	0	1	3	0	0	0	0	35	121
Thursday	3/27/03	4:15 PM	1	25	3	3	5	3	0	2	2	0	0	0	0	54	98
Thursday	3/27/03	4:30 PM	0	67	3	5	1	5	0	2	5	0	0	1	2	45	136
Thursday	3/27/03	4:45 PM	0	56	4	1	1	4	0	1	7	0	0	0	1	41	116
Thursday	3/27/03	5:00 PM	0	62	4	2	1	4	0	1	3	0	0	0	0	75	152
Thursday	3/27/03	5:15 PM	0	53	6	3	0	1	0	2	6	0	0	0	1	36	108
Thursday	3/27/03	5:30 PM	1	48	2	2	0	4	0	1	5	0	0	0	1	86	150
Thursday	3/27/03	5:45 PM	0	24	5	1	0	4	0	0	2	0	0	0	0	21	57
Thursday	3/27/03	6:00 PM	0	51	6	1	3	1	0	3	7	0	0	0	2	99	173
Thursday	3/27/03	6:15 PM	0	26	1	1	0	3	0	0	4	0	0	0	1	56	92
Thursday	3/27/03	6:30 PM	2	11	3	3	0	7	0	1	3	0	0	0	1	75	106
Thursday	3/27/03	6:45 PM	0	32	0	1	1	1	0	1	4	0	0	0	1	37	78
Thursday	3/27/03	7:00 PM	0	18	3	2	0	4	0	0	3	0	0	0	1	53	84
Thursday	3/27/03	7:15 PM	0	30	2	1	2	4	0	0	4	0	0	0	0	55	98
Thursday	3/27/03	7:30 PM	0	31	2	0	0	1	0	2	1	0	0	0	0	39	76
Thursday	3/27/03	7:45 PM	0	27	2	0	0	2	0	2	5	0	0	0	0	24	62
Thursday	3/27/03	8:00 PM	0	26	4	0	0	2	0	2	2	1	0	0	0	38	75
Thursday	3/27/03	8:15 PM	0	17	2	1	1	2	0	0	2	0	0	0	0	31	56
Thursday	3/27/03	8:30 PM	0	20	2	1	1	1	0	0	3	0	0	0	0	39	67
Thursday	3/27/03	8:45 PM	0	10	2	0	1	4	0	0	1	0	0	0	0	29	47
Thursday	3/27/03	9:00 PM	0	5	2	0	0	6	0	0	1	0	0	0	0	44	58
Thursday	3/27/03	9:15 PM	0	2	2	3	0	2	0	1	2	0	0	0	0	23	35
Thursday	3/27/03	9:30 PM	0	9	2	1	0	4	0	1	0	0	0	0	0	43	60
Thursday	3/27/03	9:45 PM	0	16	2	0	0	2	0	1	3	0	0	0	0	26	50
Thursday	3/27/03	10:00 PM	0	22	5	0	1	1	0	0	0	0	0	0	0	29	58
Thursday	3/27/03	10:15 PM	1	23	5	3	2	2	0	0	1	0	0	0	0	38	75
Thursday	3/27/03	10:30 PM	0	10	2	0	1	0	0	0	2	0	0	0	0	30	45
Thursday	3/27/03	10:45 PM	0	9	1	3	6	0	0	0	1	0	0	0	0	29	49
Thursday	3/27/03	11:00 PM	0	18	1	2	0	1	0	1	1	0	0	0	1	87	112
Thursday	3/27/03	11:15 PM	0	10	0	3	1	1	0	1	1	0	0	0	0	35	52
Thursday	3/27/03	11:30 PM	0	13	0	0	1	1	0	0	0	0	0	0	0	30	45
Thursday	3/27/03	11:45 PM	0	8	1	0	1	2	0	2	0	0	0	0	0	26	40
		Total	8	3035	400	113	179	264	0	101	447	7	0	3	32	1972	6561
Friday	3/28/03	12:00 AM	0	6	0	2	0	0	0	1	2	0	0	0	0	30	41
Friday	3/28/03	12:15 AM	0	6	0	0	0	0	0	0	0	0	0	0	0	32	38
Friday	3/28/03	12:30 AM	0	15	1	2	2	2	0	0	1	0	0	0	0	17	40
Friday	3/28/03	12:45 AM	1	1	1	1	1	1	0	0	3	0	0	0	0	14	23
Friday	3/28/03	1:00 AM	0	1	1	1	0	2	0	1	1	0	0	0	0	10	17
Friday	3/28/03	1:15 AM	0	4	2	2	0	0	0	1	0	0	0	0	0	12	21
Friday	3/28/03	1:30 AM	0	3	0	1	1	0	0	1	0	0	0	0	0	6	12
Friday	3/28/03	1:45 AM	0	0	0	0	0	1	0	0	2	0	0	0	0	12	15
Friday	3/28/03	2:00 AM	0	3	1	0	0	0	0	0	2	0	0	0	0	7	13
Friday	3/28/03	2:15 AM	0	4	0	1	0	1	0	0	0	0	0	0	0	4	10
Friday	3/28/03	2:30 AM	0	5	0	0	1	0	0	1	0	0	0	0	0	8	15
Friday	3/28/03	2:45 AM	1	2	1	1	1	0	0	0	1	0	0	0	1	24	32
Friday	3/28/03	3:00 AM	1	5	0	0	1	2	0	1	0	0	0	0	0	20	30
Friday	3/28/03	3:15 AM	0	5	0	0	0	3	0	1	0	0	0	0	0	16	25
Friday	3/28/03	3:30 AM	0	10	0	0	0	1	0	0	1	0	0	0	0	19	31
Friday	3/28/03	3:45 AM	0	2	1	0	0	1	0	2	0	0	0	0	0	11	17
Friday	3/28/03	4:00 AM	0	12	1	0	0	1	0	1	2	0	0	0	0	23	40
Friday	3/28/03	4:15 AM	0	7	1	0	0	2	0	1	0	0	0	0	0	16	27
Friday	3/28/03	4:30 AM	0	9	1	1	1	0	0	1	2	0	0	0	0	8	23
Friday	3/28/03	4:45 AM	0	2	1	1	2	0	0	0	1	0	0	0	1	7	15
Friday	3/28/03	5:00 AM	2	5	1	0	2	0	0	0	1	0	0	0	0	22	33
Friday	3/28/03	5:15 AM	1	7	2	2	0	2	0	1	4	0	0	0	0	12	31
Friday	3/28/03	5:30 AM	0	4	0	0	3	2	0	1	1	0	0	0	0	20	31
Friday	3/28/03	5:45 AM	0	3	0	1	1	1	0	0	1	0	0	0	0	32	39
Friday	3/28/03	6:00 AM	0	2	1	1	1	2	0	1	4	0	0	0	0	35	47
Friday	3/28/03	6:15 AM	0	18	2	2	2	1	0	3	8	0	0	0	1	28	65
Friday	3/28/03	6:30 AM	0	32	6	2	6	6	0	1	7	0	0	0	0	33	93
Friday	3/28/03	6:45 AM	2	23	2	5	1	3	0	0	8	1	0	0	1	50	96
Friday	3/28/03	7:00 AM	2	21	2	4	2	3	0	1	13	0	0	0	2	88	138
Friday	3/28/03	7:15 AM	0	9	3	10	7	6	0	1	10	0	0	0	0	73	119
Friday	3/28/03	7:30 AM	0	4	6	4	5	3	0	1	3	0	0	0	1	84	111
Friday	3/25/03	7:45 AM	0	10	5	5	6	0	0	3	6	0	0	0	1	59	95
		Total	10	240	42	49	46	46	0	25	84	1	0	0	8	832	1363

Portway
Jersey City, Hudson County

Start Date: 3/25/2003
Start Time: 9:45:00 AM
Site Code: 24-1
Station ID: 09625
Location: County Road West of Tonnelle Avenue
County Road WB

Day	Date	Time	Class 1	Class 2	Class 3	Class 4	Class 5	Class 6	Class 7	Class 8	Class 9	Class 10	Class 11	Class 12	Class 13	Class 14	Total
Tuesday	3/25/03	9:45 AM	2	51	8	2	6	3	0	1	11	0	0	0	2	5	91
Tuesday	3/25/03	10:00 AM	1	53	9	5	9	9	0	5	10	0	0	0	1	0	102
Tuesday	3/25/03	10:15 AM	0	41	8	5	5	5	0	4	10	0	0	0	0	2	80
Tuesday	3/25/03	10:30 AM	0	59	12	3	5	6	1	3	7	0	0	0	0	5	101
Tuesday	3/25/03	10:45 AM	3	63	18	8	5	2	0	3	13	0	0	0	0	0	115
Tuesday	3/25/03	11:00 AM	1	65	21	7	8	4	0	3	10	0	0	1	0	2	122
Tuesday	3/25/03	11:15 AM	1	60	13	4	8	4	0	4	18	0	0	0	1	2	115
Tuesday	3/25/03	11:30 AM	2	68	9	3	7	4	0	0	6	0	0	0	0	0	99
Tuesday	3/25/03	11:45 AM	1	57	13	4	4	1	0	3	7	0	0	0	0	0	90
Tuesday	3/25/03	12:00 PM	1	38	6	7	5	2	0	3	6	1	0	0	0	3	72
Tuesday	3/25/03	12:15 PM	1	51	7	1	3	3	0	1	16	0	0	0	0	2	85
Tuesday	3/25/03	12:30 PM	0	54	10	1	6	1	0	2	7	0	0	0	0	1	82
Tuesday	3/25/03	12:45 PM	1	45	16	3	2	5	0	0	9	0	0	0	0	0	81
Tuesday	3/25/03	1:00 PM	0	59	12	6	9	2	0	1	8	0	0	0	0	0	97
Tuesday	3/25/03	1:15 PM	1	37	6	1	4	3	0	4	11	0	0	0	1	1	69
Tuesday	3/25/03	1:30 PM	2	51	11	3	7	6	1	2	18	0	0	0	0	4	105
Tuesday	3/25/03	1:45 PM	1	60	10	5	6	3	0	3	7	0	0	0	1	1	97
Tuesday	3/25/03	2:00 PM	2	54	12	3	9	6	0	5	10	0	0	0	0	3	104
Tuesday	3/25/03	2:15 PM	1	53	13	5	6	4	0	2	12	0	0	0	0	5	101
Tuesday	3/25/03	2:30 PM	0	69	11	4	9	4	0	2	9	0	0	0	0	5	113
Tuesday	3/25/03	2:45 PM	0	77	14	5	5	6	0	2	9	0	0	0	0	1	119
Tuesday	3/25/03	3:00 PM	1	77	11	3	4	3	0	3	7	0	0	0	0	3	112
Tuesday	3/25/03	3:15 PM	0	64	13	5	3	3	0	3	12	0	0	0	0	3	106
Tuesday	3/25/03	3:30 PM	2	73	12	3	6	2	0	3	12	0	0	0	0	4	117
Tuesday	3/25/03	3:45 PM	0	53	7	0	5	3	0	1	11	0	0	0	0	1	81
Tuesday	3/25/03	4:00 PM	0	67	7	3	3	3	0	1	10	0	0	0	0	1	95
Tuesday	3/25/03	4:15 PM	0	58	6	8	5	5	0	5	8	0	0	0	0	1	96
Tuesday	3/25/03	4:30 PM	1	55	5	0	6	4	0	1	10	0	0	0	0	1	83
Tuesday	3/25/03	4:45 PM	2	63	8	3	2	4	0	2	8	0	0	0	1	2	95
Tuesday	3/25/03	5:00 PM	1	55	12	5	1	4	0	0	2	0	0	0	0	3	83
Tuesday	3/25/03	5:15 PM	0	61	1	3	2	2	0	1	5	0	0	0	0	2	77
Tuesday	3/25/03	5:30 PM	1	69	7	2	4	1	0	1	7	0	0	0	0	2	94
Tuesday	3/25/03	5:45 PM	0	52	16	2	4	3	0	1	2	0	0	0	0	0	80
Tuesday	3/25/03	6:00 PM	1	51	4	1	4	3	0	2	5	0	0	0	0	1	72
Tuesday	3/25/03	6:15 PM	0	50	4	0	8	2	0	2	1	0	0	0	0	0	67
Tuesday	3/25/03	6:30 PM	3	36	9	2	3	1	0	2	6	0	0	0	0	0	62
Tuesday	3/25/03	6:45 PM	1	31	6	0	3	1	0	1	4	0	0	0	0	1	48
Tuesday	3/25/03	7:00 PM	0	30	3	0	2	0	0	0	7	0	0	0	0	1	43
Tuesday	3/25/03	7:15 PM	0	17	10	0	0	3	0	3	3	0	0	0	0	2	38
Tuesday	3/25/03	7:30 PM	0	27	6	1	1	0	0	1	9	0	0	0	0	4	49
Tuesday	3/25/03	7:45 PM	0	24	0	0	1	0	0	0	1	0	0	0	0	2	28
Tuesday	3/25/03	8:00 PM	0	33	2	0	1	0	0	3	4	0	0	0	0	1	44
Tuesday	3/25/03	8:15 PM	0	11	3	0	2	0	0	2	2	0	0	0	0	1	21
Tuesday	3/25/03	8:30 PM	0	29	6	1	0	1	0	2	5	0	0	0	0	0	44
Tuesday	3/25/03	8:45 PM	0	24	0	1	1	0	0	4	0	0	0	0	0	2	32
Tuesday	3/25/03	9:00 PM	0	20	3	1	0	0	0	3	3	0	0	0	0	1	31
Tuesday	3/25/03	9:15 PM	0	18	6	0	0	0	0	2	1	0	0	0	0	1	28
Tuesday	3/25/03	9:30 PM	0	24	7	1	0	1	0	1	1	0	0	0	0	2	37
Tuesday	3/25/03	9:45 PM	0	24	3	1	2	2	0	1	0	0	0	0	0	2	35
Tuesday	3/25/03	10:00 PM	0	40	4	0	0	0	0	3	3	0	0	0	0	1	48
Tuesday	3/25/03	10:15 PM	0	28	4	2	0	0	0	3	1	0	0	0	0	2	40
Tuesday	3/25/03	10:30 PM	0	42	1	1	3	1	0	0	0	0	0	0	0	3	51
Tuesday	3/25/03	10:45 PM	0	54	7	1	0	0	0	1	0	0	0	0	0	2	65
Tuesday	3/25/03	11:00 PM	0	45	5	2	0	0	0	1	0	0	1	0	0	1	55
Tuesday	3/25/03	11:15 PM	0	40	4	1	2	1	0	0	2	0	0	0	0	0	50
Tuesday	3/25/03	11:30 PM	0	34	3	0	0	0	0	3	1	0	0	0	0	2	43
Tuesday	3/25/03	11:45 PM	0	19	2	1	1	0	0	2	3	0	0	0	0	0	28
		Total	34	2663	446	139	207	136	2	114	370	1	1	1	7	97	4218
Wednesday	3/26/03	12:00 AM	0	18	2	0	2	0	0	2	0	0	0	0	0	3	27
Wednesday	3/26/03	12:15 AM	0	17	1	0	1	0	0	3	1	0	0	0	0	0	23
Wednesday	3/26/03	12:30 AM	0	8	2	0	2	0	0	3	4	0	0	0	0	1	20
Wednesday	3/26/03	12:45 AM	0	7	2	0	2	0	0	1	8	0	0	0	0	2	22
Wednesday	3/26/03	1:00 AM	0	4	6	1	0	1	0	3	1	0	1	0	0	1	18
Wednesday	3/26/03	1:15 AM	0	2	1	0	0	2	0	0	5	0	0	0	0	0	10
Wednesday	3/26/03	1:30 AM	0	4	0	0	0	1	0	1	2	0	0	0	0	1	9
Wednesday	3/26/03	1:45 AM	0	1	3	1	0	2	0	3	1	0	0	0	0	3	14
Wednesday	3/26/03	2:00 AM	1	5	2	0	1	1	0	4	2	0	0	0	0	1	17
Wednesday	3/26/03	2:15 AM	1	5	2	0	3	1	0	3	0	0	0	0	0	2	17
Wednesday	3/26/03	2:30 AM	0	23	4	0	1	0	0	0	3	0	0	0	0	3	34
Wednesday	3/26/03	2:45 AM	0	6	1	0	2	0	0	1	4	0	0	0	0	0	14
Wednesday	3/26/03	3:00 AM	0	4	1	0	0	2	0	1	2	0	0	0	0	0	10

Portway
Jersey City, Hudson County

Start Date: 3/25/2003
Start Time: 9:45:00 AM
Site Code: 24-1
Station ID: 09625
Location : County Road West of Tonnelle Avenue
County Road WB

Day	Date	Time	Class 1	Class 2	Class 3	Class 4	Class 5	Class 6	Class 7	Class 8	Class 9	Class 10	Class 11	Class 12	Class 13	Class 14	Total
Wednesday	3/26/03	3:15 AM	0	10	1	0	0	1	0	1	0	0	0	0	0	0	13
Wednesday	3/26/03	3:30 AM	0	13	4	0	0	0	0	2	0	0	0	0	0	0	19
Wednesday	3/26/03	3:45 AM	0	14	3	1	2	3	0	0	1	0	0	0	0	0	24
Wednesday	3/26/03	4:00 AM	0	19	2	1	0	2	0	1	1	0	0	0	0	0	26
Wednesday	3/26/03	4:15 AM	0	21	5	0	3	0	0	1	1	0	0	0	0	0	31
Wednesday	3/26/03	4:30 AM	0	25	4	0	1	3	0	2	1	0	0	0	0	0	36
Wednesday	3/26/03	4:45 AM	0	33	7	0	1	3	0	0	5	0	0	0	0	0	49
Wednesday	3/26/03	5:00 AM	0	30	5	0	3	4	0	3	4	0	0	0	0	2	51
Wednesday	3/26/03	5:15 AM	0	35	4	1	1	2	0	0	2	0	0	0	0	0	45
Wednesday	3/26/03	5:30 AM	0	53	13	0	1	3	0	1	3	0	0	0	0	1	75
Wednesday	3/26/03	5:45 AM	0	85	8	0	2	4	0	1	4	0	0	0	0	0	104
Wednesday	3/26/03	6:00 AM	0	82	11	1	2	4	0	2	5	0	0	0	0	3	110
Wednesday	3/26/03	6:15 AM	0	112	15	1	2	6	0	3	6	0	0	0	0	0	145
Wednesday	3/26/03	6:30 AM	0	134	11	3	1	0	0	2	5	0	0	0	1	5	162
Wednesday	3/26/03	6:45 AM	0	144	20	3	5	4	0	2	5	0	0	0	0	4	187
Wednesday	3/26/03	7:00 AM	1	108	9	2	2	7	0	1	9	0	0	0	0	8	147
Wednesday	3/26/03	7:15 AM	1	95	9	3	0	8	0	3	8	0	0	0	0	7	134
Wednesday	3/26/03	7:30 AM	2	130	8	2	4	4	0	0	6	0	0	0	0	8	164
Wednesday	3/26/03	7:45 AM	0	113	9	7	6	6	0	2	4	0	0	0	0	4	151
Wednesday	3/26/03	8:00 AM	0	96	5	1	3	5	0	5	10	0	0	0	1	2	128
Wednesday	3/26/03	8:15 AM	0	107	19	3	1	2	0	3	8	1	0	0	0	2	146
Wednesday	3/26/03	8:30 AM	0	90	11	2	2	1	0	0	9	0	0	0	1	3	119
Wednesday	3/26/03	8:45 AM	0	117	11	5	5	3	1	1	10	0	0	0	0	3	156
Wednesday	3/26/03	9:00 AM	0	75	15	7	8	7	0	4	14	0	0	0	2	2	134
Wednesday	3/26/03	9:15 AM	0	57	3	4	3	2	0	3	11	0	0	0	0	0	83
Wednesday	3/26/03	9:30 AM	0	51	9	2	5	9	0	2	5	0	0	0	0	2	85
Wednesday	3/26/03	9:45 AM	0	50	11	1	2	6	0	2	15	0	0	0	1	2	90
Wednesday	3/26/03	10:00 AM	0	49	13	3	5	4	0	4	10	0	0	0	0	2	90
Wednesday	3/26/03	10:15 AM	1	30	10	1	3	7	0	1	9	0	0	0	0	1	63
Wednesday	3/26/03	10:30 AM	1	44	12	3	5	2	0	5	6	0	0	0	0	1	79
Wednesday	3/26/03	10:45 AM	0	51	11	2	3	5	0	1	9	0	0	0	1	2	85
Wednesday	3/26/03	11:00 AM	0	42	12	3	4	2	0	2	12	0	0	0	0	1	78
Wednesday	3/26/03	11:15 AM	1	38	7	2	5	4	0	6	12	0	0	0	0	2	77
Wednesday	3/26/03	11:30 AM	0	57	10	0	6	2	0	3	10	0	0	0	0	2	90
Wednesday	3/26/03	11:45 AM	0	52	12	3	3	10	0	2	12	0	0	0	0	1	95
Wednesday	3/26/03	12:00 PM	0	55	7	3	2	6	0	1	10	1	0	0	0	2	87
Wednesday	3/26/03	12:15 PM	0	49	9	1	4	1	0	1	5	0	0	0	0	3	73
Wednesday	3/26/03	12:30 PM	1	54	8	2	6	4	0	4	14	0	0	0	0	1	94
Wednesday	3/26/03	12:45 PM	1	37	13	2	5	3	0	4	14	0	0	0	1	0	80
Wednesday	3/26/03	1:00 PM	0	48	6	2	5	6	0	3	14	0	0	0	1	0	85
Wednesday	3/26/03	1:15 PM	0	44	10	3	5	7	0	2	10	0	0	0	0	2	83
Wednesday	3/26/03	1:30 PM	1	57	16	3	4	6	0	4	7	0	0	0	1	2	101
Wednesday	3/26/03	1:45 PM	0	58	6	2	2	1	0	2	4	0	0	0	0	0	75
Wednesday	3/26/03	2:00 PM	1	59	5	4	6	10	1	5	11	0	0	0	0	3	105
Wednesday	3/26/03	2:15 PM	1	61	6	0	7	8	0	1	14	0	0	0	0	2	100
Wednesday	3/26/03	2:30 PM	0	84	7	3	4	6	0	4	15	0	0	0	0	7	130
Wednesday	3/26/03	2:45 PM	0	81	17	2	5	6	0	3	7	0	0	0	0	1	122
Wednesday	3/26/03	3:00 PM	2	58	11	2	4	4	0	2	13	0	0	0	1	0	97
Wednesday	3/26/03	3:15 PM	1	63	14	2	6	4	0	1	8	1	0	0	0	1	101
Wednesday	3/26/03	3:30 PM	0	58	3	2	2	7	0	2	9	0	0	0	0	1	84
Wednesday	3/26/03	3:45 PM	0	64	10	2	2	1	0	0	12	1	0	0	0	3	95
Wednesday	3/26/03	4:00 PM	1	57	8	1	1	6	0	2	13	0	0	0	1	1	91
Wednesday	3/26/03	4:15 PM	0	59	10	2	3	7	0	0	10	0	0	0	0	1	92
Wednesday	3/26/03	4:30 PM	0	54	4	4	5	2	0	1	15	0	0	0	0	1	86
Wednesday	3/26/03	4:45 PM	0	64	6	2	4	4	0	4	9	0	0	0	0	2	95
Wednesday	3/26/03	5:00 PM	0	55	7	2	3	6	0	1	6	0	0	0	0	3	83
Wednesday	3/26/03	5:15 PM	0	55	1	1	1	2	0	1	6	0	0	0	0	1	68
Wednesday	3/26/03	5:30 PM	0	60	9	4	1	2	0	2	8	0	0	0	0	0	86
Wednesday	3/26/03	5:45 PM	0	48	5	0	3	2	0	0	9	0	0	0	0	0	67
Wednesday	3/26/03	6:00 PM	0	50	0	1	7	2	0	1	7	0	0	0	0	0	68
Wednesday	3/26/03	6:15 PM	0	32	4	1	5	1	0	1	3	0	0	0	0	3	50
Wednesday	3/26/03	6:30 PM	0	41	4	1	3	2	0	2	3	0	0	0	0	2	58
Wednesday	3/26/03	6:45 PM	1	32	5	1	3	1	0	2	0	0	0	0	0	4	49
Wednesday	3/26/03	7:00 PM	0	34	1	0	2	0	0	1	4	0	0	0	0	1	43
Wednesday	3/26/03	7:15 PM	0	24	4	0	0	1	0	3	4	0	0	0	0	2	38
Wednesday	3/26/03	7:30 PM	0	27	3	0	1	1	0	0	8	0	0	0	0	0	40
Wednesday	3/26/03	7:45 PM	0	21	4	1	3	4	0	2	6	0	0	0	0	1	42
Wednesday	3/26/03	8:00 PM	1	29	7	0	2	1	0	2	5	0	0	0	0	0	47
Wednesday	3/26/03	8:15 PM	1	14	2	0	0	1	0	1	2	0	0	0	0	3	24
Wednesday	3/26/03	8:30 PM	0	23	6	1	2	1	0	2	8	0	0	0	0	0	43
Wednesday	3/26/03	8:45 PM	2	15	3	0	3	1	0	4	9	0	0	0	0	2	39

Portway
Jersey City, Hudson County

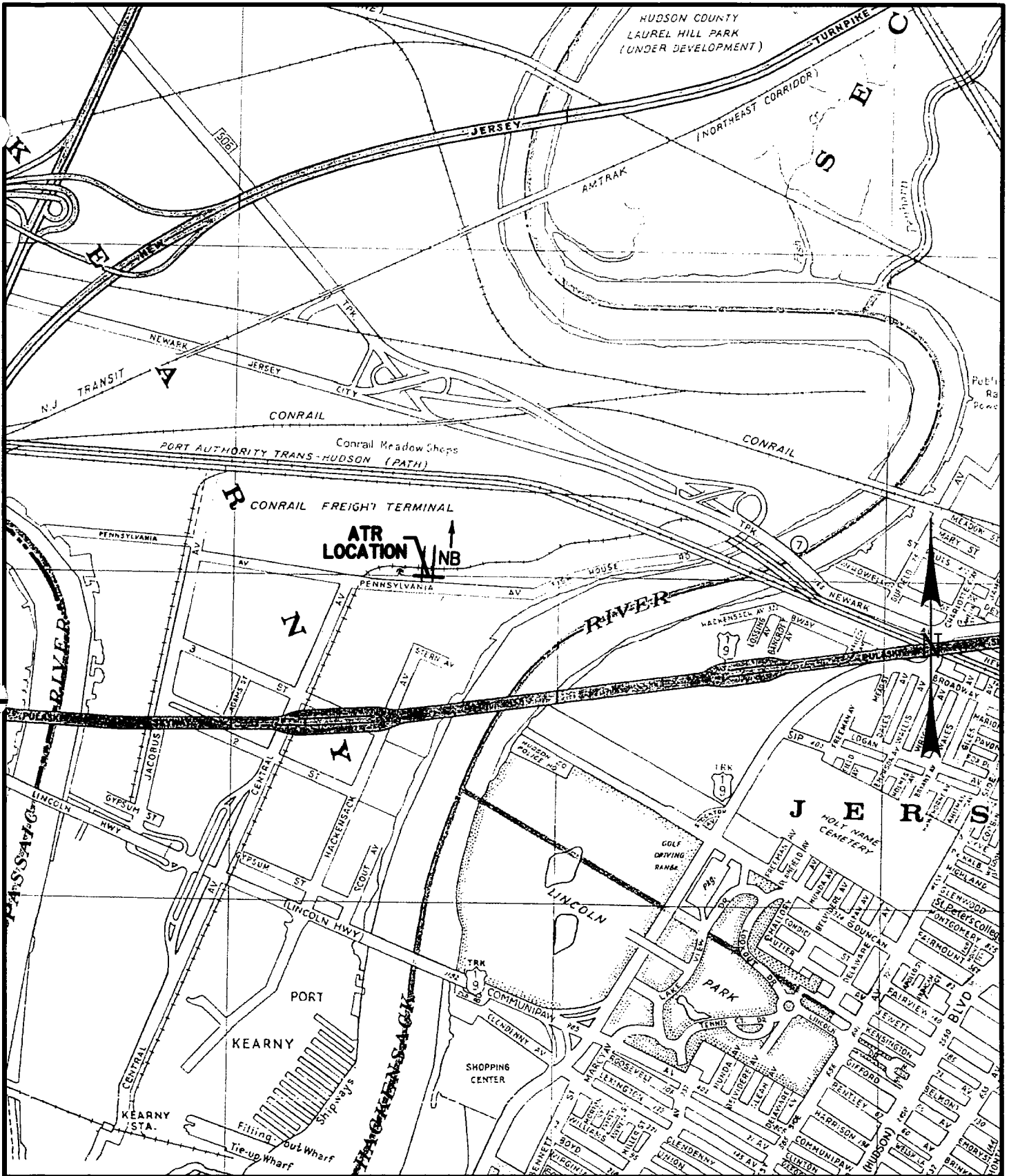
Start Date: 3/25/2003
Start Time: 9:45:00 AM
Site Code: 24-1
Station ID: 09625
Location : County Road West of Tonnelie Avenue
County Road WB

Day	Date	Time	Class 1	Class 2	Class 3	Class 4	Class 5	Class 6	Class 7	Class 8	Class 9	Class 10	Class 11	Class 12	Class 13	Class 14	Total
Wednesday	3/26/03	9:00 PM	0	28	3	0	0	0	0	3	1	0	0	0	0	1	36
Wednesday	3/26/03	9:15 PM	2	13	5	2	2	1	0	3	0	0	0	0	0	0	28
Wednesday	3/26/03	9:30 PM	1	29	4	1	1	1	0	2	2	0	0	0	0	0	41
Wednesday	3/26/03	9:45 PM	0	32	4	1	0	0	0	1	3	0	0	0	0	0	41
Wednesday	3/26/03	10:00 PM	0	32	5	0	0	2	0	1	1	0	0	0	0	0	41
Wednesday	3/26/03	10:15 PM	0	27	6	2	0	0	0	3	2	0	0	0	0	0	40
Wednesday	3/26/03	10:30 PM	0	44	2	1	0	0	0	1	1	0	0	0	0	1	50
Wednesday	3/26/03	10:45 PM	0	58	6	1	0	0	0	0	0	0	0	0	0	1	66
Wednesday	3/26/03	11:00 PM	2	38	12	2	0	0	0	4	1	0	0	0	0	1	60
Wednesday	3/26/03	11:15 PM	0	36	3	1	0	0	0	0	1	0	0	0	0	2	43
Wednesday	3/26/03	11:30 PM	1	30	1	0	1	0	0	0	1	0	0	0	0	1	35
Wednesday	3/26/03	11:45 PM	0	21	2	1	1	0	0	4	1	0	0	0	0	0	30
		Total	29	4478	640	138	239	276	2	189	581	4	1	0	12	149	6738
Thursday	3/27/03	12:00 AM	0	16	6	0	1	0	0	1	2	0	0	0	0	0	26
Thursday	3/27/03	12:15 AM	0	12	3	0	0	0	0	3	3	0	0	0	0	0	21
Thursday	3/27/03	12:30 AM	0	14	1	0	0	1	0	0	2	0	0	0	0	0	18
Thursday	3/27/03	12:45 AM	1	2	2	1	0	0	0	3	0	0	0	0	0	2	11
Thursday	3/27/03	1:00 AM	0	6	2	0	1	0	0	2	4	0	0	0	0	0	15
Thursday	3/27/03	1:15 AM	0	4	1	0	0	3	0	1	1	0	0	0	0	0	10
Thursday	3/27/03	1:30 AM	0	3	2	2	0	0	0	0	2	0	0	0	0	2	11
Thursday	3/27/03	1:45 AM	0	3	1	0	0	0	0	4	1	0	0	0	0	1	10
Thursday	3/27/03	2:00 AM	0	2	3	0	0	1	0	1	0	0	0	0	0	2	9
Thursday	3/27/03	2:15 AM	0	3	0	1	0	1	0	0	4	0	0	0	0	2	11
Thursday	3/27/03	2:30 AM	1	10	1	0	3	0	0	4	1	0	0	0	0	2	22
Thursday	3/27/03	2:45 AM	1	5	3	0	0	1	0	1	4	0	0	0	0	1	16
Thursday	3/27/03	3:00 AM	0	9	0	0	1	0	0	4	2	0	0	0	0	0	16
Thursday	3/27/03	3:15 AM	1	6	3	0	2	0	0	2	4	0	0	0	0	0	18
Thursday	3/27/03	3:30 AM	0	14	2	0	0	0	0	2	1	0	0	0	0	1	20
Thursday	3/27/03	3:45 AM	0	14	1	0	4	2	0	0	2	0	0	0	0	2	25
Thursday	3/27/03	4:00 AM	0	18	3	0	2	0	0	0	2	0	0	0	0	1	26
Thursday	3/27/03	4:15 AM	1	28	5	0	1	2	0	0	2	0	0	0	0	0	39
Thursday	3/27/03	4:30 AM	0	22	7	0	1	1	0	2	3	0	0	0	0	0	36
Thursday	3/27/03	4:45 AM	0	30	4	0	0	3	0	4	2	0	0	0	0	0	43
Thursday	3/27/03	5:00 AM	0	26	10	0	0	3	0	2	0	0	0	0	0	0	41
Thursday	3/27/03	5:15 AM	0	43	5	1	2	6	0	1	2	0	0	0	0	2	62
Thursday	3/27/03	5:30 AM	1	54	13	0	1	6	0	0	4	0	0	0	0	1	80
Thursday	3/27/03	5:45 AM	0	94	8	1	1	1	0	2	4	0	0	0	0	3	114
Thursday	3/27/03	6:00 AM	0	95	12	1	4	3	0	1	3	0	0	0	0	0	119
Thursday	3/27/03	6:15 AM	0	123	9	1	1	8	0	3	5	0	0	0	0	3	153
Thursday	3/27/03	6:30 AM	0	122	17	2	5	4	0	0	4	0	0	0	0	1	155
Thursday	3/27/03	6:45 AM	0	140	17	2	3	7	0	0	6	0	0	0	1	4	180
Thursday	3/27/03	7:00 AM	0	106	10	4	5	5	0	4	2	0	0	0	0	2	138
Thursday	3/27/03	7:15 AM	0	106	14	2	4	3	0	0	5	0	0	0	2	9	145
Thursday	3/27/03	7:30 AM	0	103	4	0	0	4	0	2	9	0	0	0	0	6	128
Thursday	3/27/03	7:45 AM	1	116	9	3	2	7	0	4	10	1	0	0	0	2	155
Thursday	3/27/03	8:00 AM	0	83	8	3	0	8	0	7	11	0	0	1	0	9	130
Thursday	3/27/03	8:15 AM	0	104	11	1	8	3	0	1	6	1	0	0	1	5	141
Thursday	3/27/03	8:30 AM	0	95	16	4	5	4	0	0	12	0	0	0	0	0	136
Thursday	3/27/03	8:45 AM	0	101	13	5	5	3	0	3	9	1	0	0	0	0	140
Thursday	3/27/03	9:00 AM	0	68	15	2	4	9	0	5	10	0	0	0	0	14	127
Thursday	3/27/03	9:15 AM	1	58	6	4	4	3	0	1	18	0	0	0	0	4	99
Thursday	3/27/03	9:30 AM	2	57	17	5	5	4	0	0	17	0	0	0	0	2	109
Thursday	3/27/03	9:45 AM	1	43	9	4	2	3	0	5	11	0	0	0	0	0	78
Thursday	3/27/03	10:00 AM	0	48	9	4	3	4	0	4	10	0	0	0	0	2	84
Thursday	3/27/03	10:15 AM	2	29	10	4	3	2	0	2	8	0	0	0	0	1	61
Thursday	3/27/03	10:30 AM	0	49	4	2	4	6	0	1	14	0	0	0	0	1	81
Thursday	3/27/03	10:45 AM	3	50	12	4	4	4	0	4	7	0	0	0	0	2	90
Thursday	3/27/03	11:00 AM	1	45	7	2	7	6	0	2	11	0	0	0	0	5	86
Thursday	3/27/03	11:15 AM	1	53	8	2	6	5	0	3	6	0	0	0	0	4	88
Thursday	3/27/03	11:30 AM	0	59	8	2	3	3	0	6	17	0	0	0	1	1	100
Thursday	3/27/03	11:45 AM	0	55	5	5	7	3	0	2	11	0	0	0	0	3	91
Thursday	3/27/03	12:00 PM	1	61	11	1	3	5	0	2	15	0	0	0	0	2	101
Thursday	3/27/03	12:15 PM	0	52	3	2	3	5	0	1	15	0	0	0	2	0	83
Thursday	3/27/03	12:30 PM	0	45	18	0	9	3	0	5	14	0	0	0	0	3	97
Thursday	3/27/03	12:45 PM	1	37	11	1	1	7	0	2	9	0	0	0	0	1	70
Thursday	3/27/03	1:00 PM	0	60	12	3	2	7	0	0	20	0	0	0	0	1	105
Thursday	3/27/03	1:15 PM	0	55	8	2	8	9	0	3	11	0	0	0	2	0	98
Thursday	3/27/03	1:30 PM	0	51	13	3	5	6	0	4	11	0	0	0	0	0	93
Thursday	3/27/03	1:45 PM	2	46	6	2	8	4	0	4	13	0	0	0	0	5	90
Thursday	3/27/03	2:00 PM	0	64	12	5	5	9	0	2	13	0	0	0	0	4	114
Thursday	3/27/03	2:15 PM	1	66	7	0	8	5	0	3	12	1	0	1	0	4	108

Portway
Jersey City, Hudson County

Start Date: 3/25/2003
Start Time: 9:45 00 AM
Site Code: 24-1
Station ID: 09625
Location : County Road West of Tonnelle Avenue
County Road WB

Day	Date	Time	Class 1	Class 2	Class 3	Class 4	Class 5	Class 6	Class 7	Class 8	Class 9	Class 10	Class 11	Class 12	Class 13	Class 14	Total
Thursday	3/27/03	2:30 PM	0	76	11	4	1	6	0	2	13	0	0	0	4	117	
Thursday	3/27/03	2:45 PM	0	76	3	5	6	5	0	2	17	0	0	0	0	114	
Thursday	3/27/03	3:00 PM	0	66	4	1	2	4	0	3	11	0	0	1	2	96	
Thursday	3/27/03	3:15 PM	0	65	7	5	0	6	0	2	14	0	0	0	4	103	
Thursday	3/27/03	3:30 PM	0	64	5	2	2	2	0	2	11	0	0	0	1	89	
Thursday	3/27/03	3:45 PM	1	57	4	2	4	4	0	3	10	0	0	0	3	88	
Thursday	3/27/03	4:00 PM	0	60	4	1	5	2	0	1	11	0	0	0	3	87	
Thursday	3/27/03	4:15 PM	0	76	8	2	2	2	0	0	5	0	0	0	4	99	
Thursday	3/27/03	4:30 PM	1	69	3	2	0	4	0	1	6	0	0	0	2	88	
Thursday	3/27/03	4:45 PM	0	65	8	1	1	4	0	1	10	0	0	0	0	90	
Thursday	3/27/03	5:00 PM	0	90	6	2	1	3	0	3	7	0	0	0	0	112	
Thursday	3/27/03	5:15 PM	0	64	4	1	3	2	0	2	5	0	0	0	4	85	
Thursday	3/27/03	5:30 PM	0	65	2	2	2	1	0	0	2	0	0	0	4	78	
Thursday	3/27/03	5:45 PM	0	47	4	5	5	9	0	3	10	0	0	0	2	85	
Thursday	3/27/03	6:00 PM	0	58	1	1	4	6	0	3	5	0	0	0	2	80	
Thursday	3/27/03	6:15 PM	0	47	6	1	1	4	0	1	4	0	0	0	4	68	
Thursday	3/27/03	6:30 PM	1	49	8	0	10	0	0	2	5	0	0	0	0	73	
Thursday	3/27/03	6:45 PM	0	53	3	0	2	0	0	0	5	0	0	0	0	63	
Thursday	3/27/03	7:00 PM	1	21	4	0	1	2	0	3	4	0	0	0	1	38	
Thursday	3/27/03	7:15 PM	0	31	2	0	0	5	0	2	3	0	0	0	6	49	
Thursday	3/27/03	7:30 PM	1	34	1	2	2	0	0	2	7	0	0	0	1	50	
Thursday	3/27/03	7:45 PM	1	28	2	0	2	3	0	1	2	0	0	0	2	41	
Thursday	3/27/03	8:00 PM	0	36	3	0	1	0	0	0	3	0	0	0	1	44	
Thursday	3/27/03	8:15 PM	0	23	4	0	3	0	0	1	6	0	0	0	1	38	
Thursday	3/27/03	8:30 PM	0	29	6	1	2	1	0	0	4	0	0	0	2	45	
Thursday	3/27/03	8:45 PM	0	24	2	1	0	2	0	3	4	0	0	0	1	37	
Thursday	3/27/03	9:00 PM	0	32	3	0	0	1	0	1	2	0	0	0	1	40	
Thursday	3/27/03	9:15 PM	1	27	5	0	2	1	0	4	6	0	0	0	1	47	
Thursday	3/27/03	9:30 PM	0	32	1	1	1	1	0	5	2	0	0	0	3	46	
Thursday	3/27/03	9:45 PM	0	30	4	1	1	2	0	1	1	0	0	0	1	41	
Thursday	3/27/03	10:00 PM	0	48	5	0	1	0	0	0	1	0	0	0	1	56	
Thursday	3/27/03	10:15 PM	1	27	3	2	1	0	0	2	0	0	0	0	2	38	
Thursday	3/27/03	10:30 PM	0	42	3	2	0	0	0	2	0	0	0	0	3	52	
Thursday	3/27/03	10:45 PM	0	61	4	1	0	0	0	0	1	0	0	0	1	68	
Thursday	3/27/03	11:00 PM	0	43	3	2	0	1	0	2	0	0	0	0	1	53	
Thursday	3/27/03	11:15 PM	0	37	5	1	1	0	0	2	1	0	0	0	0	47	
Thursday	3/27/03	11:30 PM	0	37	0	0	1	0	0	0	3	0	0	0	0	41	
Thursday	3/27/03	11:45 PM	0	18	1	1	0	0	0	0	2	0	0	0	0	22	
		Total	31	4690	587	145	236	285	0	182	615	4	0	3	13	190	6981
Friday	3/28/03	12:00 AM	0	15	1	0	0	0	0	2	1	0	0	0	0	1	20
Friday	3/28/03	12:15 AM	0	11	3	0	0	1	0	3	5	0	0	0	0	1	24
Friday	3/28/03	12:30 AM	0	9	3	0	0	0	0	1	1	0	0	0	0	1	15
Friday	3/28/03	12:45 AM	1	9	2	0	0	1	0	0	4	0	0	0	0	3	20
Friday	3/28/03	1:00 AM	0	2	1	0	2	1	0	2	2	0	0	0	0	0	10
Friday	3/28/03	1:15 AM	0	5	3	0	2	0	0	0	3	0	0	0	0	0	13
Friday	3/28/03	1:30 AM	0	6	1	0	0	0	0	1	5	0	0	0	0	1	14
Friday	3/28/03	1:45 AM	0	8	2	0	0	1	0	1	1	0	0	0	0	2	15
Friday	3/28/03	2:00 AM	1	8	2	0	0	0	0	2	2	0	0	0	0	0	15
Friday	3/28/03	2:15 AM	0	6	2	0	1	2	0	1	1	0	0	0	0	1	14
Friday	3/28/03	2:30 AM	0	11	1	0	2	0	0	0	3	0	0	0	0	1	18
Friday	3/28/03	2:45 AM	0	5	0	1	0	0	0	1	4	0	0	0	0	1	12
Friday	3/28/03	3:00 AM	0	5	0	0	1	1	0	0	3	0	0	0	0	0	10
Friday	3/28/03	3:15 AM	0	6	0	0	0	0	0	1	1	0	0	0	0	2	10
Friday	3/28/03	3:30 AM	1	19	2	0	0	2	0	1	2	0	0	0	0	0	27
Friday	3/28/03	3:45 AM	0	19	0	0	1	1	0	1	3	0	0	0	0	3	28
Friday	3/28/03	4:00 AM	0	19	2	0	2	0	0	1	3	0	0	0	0	1	28
Friday	3/28/03	4:15 AM	0	23	5	0	1	1	0	1	3	0	0	0	0	3	34
Friday	3/28/03	4:30 AM	0	26	2	1	1	0	0	1	2	0	0	0	0	1	34
Friday	3/28/03	4:45 AM	0	31	3	0	2	0	0	0	0	0	0	0	0	1	37
Friday	3/28/03	5:00 AM	1	33	7	0	0	4	0	0	5	0	0	0	0	0	50
Friday	3/28/03	5:15 AM	1	39	5	2	0	4	0	0	1	0	0	0	0	0	52
Friday	3/28/03	5:30 AM	0	67	5	0	2	8	0	0	4	0	0	0	0	1	87
Friday	3/28/03	5:45 AM	0	77	7	0	2	3	0	1	2	0	0	0	0	3	95
Friday	3/28/03	6:00 AM	0	96	9	1	3	5	0	2	2	0	0	0	0	3	121
Friday	3/28/03	6:15 AM	0	121	11	2	1	7	0	2	2	1	0	0	0	3	150
Friday	3/28/03	6:30 AM	0	138	12	2	2	11	0	1	4	0	0	0	0	4	174
Friday	3/28/03	6:45 AM	1	135	11	1	2	5	0	3	6	1	0	0	0	6	171
Friday	3/28/03	7:00 AM	0	81	4	3	1	2	0	2	6	0	0	0	0	2	101
Friday	3/28/03	7:15 AM	0	93	4	4	3	3	0	1	3	0	0	0	0	5	116
Friday	3/28/03	7:30 AM	0	124	10	3	5	7	0	1	5	0	0	0	0	6	161
		Total	6	1247	120	20	36	70	0	33	89	2	0	0	0	53	1676



Malick & Scherer, P.C. ——— **M&S** ———
Consulting Engineers
Construction Inspectors

One Salem Square, 295 Route 22 East, Whitehouse Station, New Jersey 08889
 Phone (908) 534-4995 Fax (908) 534-0507

ATR LOCATION MAP	
CSX KEARNY ENTRANCE	
PORTWAY EXTENSION CONCEPT DEVELOPMENT AND CSM STUDY	
NOT TO SCALE	DATE: 4/2/03

Portway
Kearny, Hudson County

Start Date: 3/31/2003

Start Time: 3:45:00 PM

Site Code: 5

Station ID: 09625

Comments: Large volume of unclassified vehicles (Class 14) due to traffic queuing.

Location : CSX Kearny Entrance

CSX NB

Day	Date	Time	Class 1	Class 2	Class 3	Class 4	Class 5	Class 6	Class 7	Class 8	Class 9	Class 10	Class 11	Class 12	Class 13	Class 14	Total
Monday	3/31/03	3:45 PM	1	0	1	0	0	5	0	1	8	0	0	0	2	2	20
Monday	3/31/03	4:00 PM	1	1	1	0	0	7	0	0	3	2	0	0	2	3	20
Monday	3/31/03	4:15 PM	1	0	1	1	0	7	0	0	7	0	0	0	0	1	18
Monday	3/31/03	4:30 PM	0	0	0	0	0	6	1	0	3	0	0	0	1	5	16
Monday	3/31/03	4:45 PM	0	0	2	1	0	6	0	0	6	0	0	0	0	7	22
Monday	3/31/03	5:00 PM	1	1	1	0	0	5	0	0	2	1	0	0	2	1	14
Monday	3/31/03	5:15 PM	1	1	0	0	3	9	0	0	2	0	0	0	0	3	19
Monday	3/31/03	5:30 PM	0	0	0	0	0	2	0	0	2	0	0	0	1	2	7
Monday	3/31/03	5:45 PM	1	0	0	0	0	2	0	0	3	1	0	0	2	7	16
Monday	3/31/03	6:00 PM	2	0	1	0	0	3	0	1	2	0	0	0	0	3	12
Monday	3/31/03	6:15 PM	1	0	1	2	0	5	0	1	1	1	0	0	4	6	22
Monday	3/31/03	6:30 PM	0	1	0	0	0	1	0	1	6	0	0	0	1	3	13
Monday	3/31/03	6:45 PM	2	0	2	0	0	2	0	0	0	0	0	0	1	8	15
Monday	3/31/03	7:00 PM	2	0	1	2	0	3	0	1	3	0	0	0	0	4	16
Monday	3/31/03	7:15 PM	0	0	1	0	0	0	0	0	2	0	0	0	1	1	5
Monday	3/31/03	7:30 PM	2	0	0	0	0	2	0	0	3	0	0	0	0	1	8
Monday	3/31/03	7:45 PM	1	1	1	0	0	1	0	0	0	0	0	0	0	1	5
Monday	3/31/03	8:00 PM	1	1	0	0	0	1	0	0	2	0	0	0	0	1	6
Monday	3/31/03	8:15 PM	1	0	0	0	1	2	0	0	1	0	0	0	1	1	7
Monday	3/31/03	8:30 PM	0	2	2	0	0	0	0	0	0	0	0	0	0	1	5
Monday	3/31/03	8:45 PM	0	0	0	0	2	0	0	0	2	0	0	0	0	9	13
Monday	3/31/03	9:00 PM	1	0	0	0	0	3	0	0	0	0	0	0	0	0	4
Monday	3/31/03	9:15 PM	0	0	1	0	0	1	0	0	0	0	0	0	0	0	2
Monday	3/31/03	9:30 PM	1	0	1	0	0	1	0	0	0	1	0	0	0	2	6
Monday	3/31/03	9:45 PM	1	1	0	1	1	1	0	1	0	0	0	0	0	1	7
Monday	3/31/03	10:00 PM	0	0	0	0	0	0	0	0	0	0	0	0	1	1	2
Monday	3/31/03	10:15 PM	0	0	0	0	0	2	0	1	1	0	0	0	0	0	4
Monday	3/31/03	10:30 PM	0	0	0	0	0	2	0	1	0	0	0	0	0	1	4
Monday	3/31/03	10:45 PM	1	0	0	0	1	0	1	1	0	0	0	0	1	1	6
Monday	3/31/03	11:00 PM	0	0	0	0	0	1	0	0	2	0	0	0	1	0	4
Monday	3/31/03	11:15 PM	1	0	2	0	1	0	0	0	0	0	0	0	0	2	6
Monday	3/31/03	11:30 PM	0	1	0	0	0	0	0	1	0	0	0	0	2	1	5
Monday	3/31/03	11:45 PM	0	0	1	0	1	0	0	2	0	0	0	0	0	0	4
		Total	23	10	20	7	10	80	2	12	61	6	0	0	23	79	333
Tuesday	4/1/03	12:00 AM	1	0	1	0	1	0	0	1	0	0	0	0	0	0	4
Tuesday	4/1/03	12:15 AM	2	1	1	1	2	0	0	1	0	0	0	0	0	4	12
Tuesday	4/1/03	12:30 AM	0	1	2	0	0	0	0	3	0	0	0	0	0	8	14
Tuesday	4/1/03	12:45 AM	0	0	1	0	0	2	0	0	0	0	0	0	0	2	5
Tuesday	4/1/03	1:00 AM	0	0	0	0	0	0	0	0	0	0	0	0	0	2	2
Tuesday	4/1/03	1:15 AM	1	1	0	0	1	0	0	0	0	0	0	0	1	4	8
Tuesday	4/1/03	1:30 AM	0	1	1	0	1	1	0	2	0	0	0	1	1	0	8
Tuesday	4/1/03	1:45 AM	2	0	0	0	1	2	0	5	1	0	0	0	0	2	13
Tuesday	4/1/03	2:00 AM	0	1	0	0	0	0	0	1	1	0	0	0	0	0	3
Tuesday	4/1/03	2:15 AM	0	1	0	0	2	1	0	0	0	0	0	0	0	0	4
Tuesday	4/1/03	2:30 AM	0	0	0	0	1	0	0	0	0	0	0	0	0	2	3
Tuesday	4/1/03	2:45 AM	0	0	2	0	0	1	0	0	0	0	0	0	0	0	3
Tuesday	4/1/03	3:00 AM	0	0	1	0	0	2	0	0	0	0	0	0	0	0	3
Tuesday	4/1/03	3:15 AM	0	0	0	0	1	0	1	0	0	0	0	0	0	1	3
Tuesday	4/1/03	3:30 AM	0	0	0	0	0	1	0	0	0	0	0	0	0	1	2
Tuesday	4/1/03	3:45 AM	0	0	0	0	0	1	0	0	0	0	0	0	0	0	1
Tuesday	4/1/03	4:00 AM	0	0	0	0	0	2	0	0	1	0	0	0	1	1	5
Tuesday	4/1/03	4:15 AM	0	1	1	0	1	1	0	0	0	0	0	0	0	1	5
Tuesday	4/1/03	4:30 AM	1	0	0	0	0	4	0	0	1	0	0	0	0	2	8
Tuesday	4/1/03	4:45 AM	0	0	1	0	1	0	0	0	1	0	0	0	0	1	4
Tuesday	4/1/03	5:00 AM	0	0	1	0	0	3	0	0	1	0	0	0	0	2	7
Tuesday	4/1/03	5:15 AM	0	2	1	0	0	5	0	0	1	0	0	0	1	3	13
Tuesday	4/1/03	5:30 AM	0	1	0	0	0	2	0	0	0	0	0	0	0	0	3
Tuesday	4/1/03	5:45 AM	1	3	1	0	0	7	0	0	0	0	0	0	0	2	14
Tuesday	4/1/03	6:00 AM	0	1	1	0	0	6	0	0	1	0	0	0	0	4	13
Tuesday	4/1/03	6:15 AM	0	3	1	0	0	13	0	1	1	0	0	0	1	2	22
Tuesday	4/1/03	6:30 AM	0	3	1	0	0	8	2	0	0	1	0	0	0	8	23
Tuesday	4/1/03	6:45 AM	1	3	3	0	0	7	0	0	4	0	0	0	2	17	37
Tuesday	4/1/03	7:00 AM	0	3	1	0	2	9	0	0	0	0	0	0	1	8	24
Tuesday	4/1/03	7:15 AM	0	0	1	0	0	6	0	0	0	1	0	0	0	4	12
Tuesday	4/1/03	7:30 AM	0	1	1	0	0	6	0	0	1	0	0	0	3	7	19
Tuesday	4/1/03	7:45 AM	1	2	2	0	0	6	1	0	1	0	0	0	2	16	31
Tuesday	4/1/03	8:00 AM	0	0	1	0	0	9	0	0	4	0	0	0	6	5	25
Tuesday	4/1/03	8:15 AM	0	0	0	1	0	5	0	0	5	0	0	0	6	15	32
Tuesday	4/1/03	8:30 AM	0	1	1	0	1	10	1	0	1	1	0	0	3	1	20

Portway
Kearny, Hudson County

Start Date: 3/31/2003
Start Time: 3:45:00 PM
Site Code: 5
Station ID: 09625

Comments: Large volume of unclassified vehicles (Class 14) due to traffic queuing.
Location : CSX Kearny Entrance
CSX NB

Day	Date	Time	Class 1	Class 2	Class 3	Class 4	Class 5	Class 6	Class 7	Class 8	Class 9	Class 10	Class 11	Class 12	Class 13	Class 14	Total
Tuesday	4/1/03	8:45 AM	1														31
Tuesday	4/1/03	9:00 AM	0	1	1	0	2	13	1	0	6	0	0	0	0	4	28
Tuesday	4/1/03	9:15 AM	1	2	2	0	2	5	0	0	6	0	0	0	2	9	29
Tuesday	4/1/03	9:30 AM	5	0	2	0	0	6	0	0	6	0	0	0	3	9	31
Tuesday	4/1/03	9:45 AM	3	0	2	0	0	9	0	0	11	0	0	0	2	10	37
Tuesday	4/1/03	10:00 AM	2	1	0	0	0	15	0	1	8	0	0	0	2	9	38
Tuesday	4/1/03	10:15 AM	1	1	1	0	1	3	0	0	2	0	0	0	4	6	19
Tuesday	4/1/03	10:30 AM	0	1	1	0	0	9	0	0	4	0	0	0	6	7	28
Tuesday	4/1/03	10:45 AM	3	0	1	1	0	15	0	0	6	0	0	0	1	11	38
Tuesday	4/1/03	11:00 AM	2	0	0	2	1	6	0	0	7	0	0	0	3	10	31
Tuesday	4/1/03	11:15 AM	2	0	3	0	0	6	0	0	8	0	0	0	4	6	29
Tuesday	4/1/03	11:30 AM	2	0	2	1	1	2	0	1	7	0	0	0	7	15	38
Tuesday	4/1/03	11:45 AM	1	0	0	3	0	6	1	0	3	0	0	0	1	57	72
Tuesday	4/1/03	12:00 PM	1	0	0	0	2	4	2	2	3	1	0	0	1	11	27
Tuesday	4/1/03	12:15 PM	1	0	2	0	0	4	1	0	5	1	0	0	5	3	22
Tuesday	4/1/03	12:30 PM	3	0	2	0	1	5	4	0	6	1	0	0	1	5	28
Tuesday	4/1/03	12:45 PM	1	0	0	0	0	9	0	1	4	2	0	0	4	3	24
Tuesday	4/1/03	1:00 PM	3	0	1	2	0	6	1	0	7	0	0	0	2	9	31
Tuesday	4/1/03	1:15 PM	1	3	1	0	0	4	5	0	3	0	0	0	3	1	21
Tuesday	4/1/03	1:30 PM	3	0	3	0	3	2	3	1	7	0	0	0	0	8	30
Tuesday	4/1/03	1:45 PM	1	0	3	3	0	6	3	0	6	2	0	0	4	2	30
Tuesday	4/1/03	2:00 PM	1	0	4	0	0	9	0	0	5	1	0	0	3	9	32
Tuesday	4/1/03	2:15 PM	1	0	5	0	0	5	3	0	5	0	0	0	4	2	25
Tuesday	4/1/03	2:30 PM	1	2	0	1	0	6	2	0	8	1	0	0	3	3	27
Tuesday	4/1/03	2:45 PM	0	0	0	1	0	2	0	0	5	0	0	0	2	1	11
Tuesday	4/1/03	3:00 PM	0	0	0	0	0	3	1	0	6	1	0	0	0	3	14
Tuesday	4/1/03	3:15 PM	3	2	1	0	0	3	0	0	5	0	0	0	0	6	20
Tuesday	4/1/03	3:30 PM	2	1	1	0	0	5	1	0	4	0	0	0	0	10	24
Tuesday	4/1/03	3:45 PM	0	1	2	0	1	3	1	0	4	2	0	0	5	5	24
Tuesday	4/1/03	4:00 PM	0	0	0	0	0	4	0	1	3	0	0	0	6	4	18
Tuesday	4/1/03	4:15 PM	2	0	1	0	0	3	0	1	4	0	0	0	2	3	16
Tuesday	4/1/03	4:30 PM	1	0	2	1	0	1	0	1	6	0	0	0	2	9	23
Tuesday	4/1/03	4:45 PM	0	0	0	0	0	2	1	1	2	0	0	0	5	3	14
Tuesday	4/1/03	5:00 PM	0	0	1	0	0	1	0	0	4	0	0	0	2	2	10
Tuesday	4/1/03	5:15 PM	2	0	0	0	0	2	0	0	4	0	0	0	3	6	17
Tuesday	4/1/03	5:30 PM	1	0	0	0	0	2	0	0	1	0	0	0	2	5	11
Tuesday	4/1/03	5:45 PM	0	1	0	0	0	0	1	0	2	0	0	0	0	3	7
Tuesday	4/1/03	6:00 PM	0	0	0	0	1	0	0	0	4	0	0	0	3	2	10
Tuesday	4/1/03	6:15 PM	0	1	1	1	0	0	0	0	0	0	0	0	0	2	5
Tuesday	4/1/03	6:30 PM	1	0	0	0	0	1	0	0	2	0	0	0	2	1	7
Tuesday	4/1/03	6:45 PM	1	0	0	0	0	2	0	0	0	0	0	0	1	2	6
Tuesday	4/1/03	7:00 PM	0	0	1	0	0	1	0	0	0	0	0	0	0	0	2
Tuesday	4/1/03	7:15 PM	0	0	0	1	0	0	0	0	0	0	0	0	0	2	3
Tuesday	4/1/03	7:30 PM	0	0	1	0	0	0	0	0	1	0	0	0	2	1	5
Tuesday	4/1/03	7:45 PM	0	0	0	0	0	0	0	0	2	0	0	0	0	4	6
Tuesday	4/1/03	8:00 PM	0	0	0	0	0	1	0	0	0	1	0	0	1	1	4
Tuesday	4/1/03	8:15 PM	1	0	1	0	0	1	0	0	0	0	0	0	2	0	5
Tuesday	4/1/03	8:30 PM	1	1	0	0	0	0	0	0	0	0	0	0	0	1	3
Tuesday	4/1/03	8:45 PM	0	0	2	0	0	0	0	0	1	0	0	0	0	0	3
Tuesday	4/1/03	9:00 PM	1	0	0	0	0	1	0	0	0	0	0	0	1	1	4
Tuesday	4/1/03	9:15 PM	0	0	0	0	2	0	0	0	1	0	0	0	0	1	4
Tuesday	4/1/03	9:30 PM	0	0	0	0	0	0	0	0	0	0	0	0	0	0	0
Tuesday	4/1/03	9:45 PM	1	0	0	0	1	0	0	0	1	0	0	0	0	0	3
Tuesday	4/1/03	10:00 PM	0	1	0	0	0	0	0	0	0	0	0	0	0	0	1
Tuesday	4/1/03	10:15 PM	1	1	2	0	0	0	1	0	0	0	0	0	0	1	6
Tuesday	4/1/03	10:30 PM	1	0	1	0	1	0	0	2	0	0	0	0	0	0	5
Tuesday	4/1/03	10:45 PM	0	1	0	0	0	1	0	0	0	0	0	0	0	1	3
Tuesday	4/1/03	11:00 PM	0	0	1	0	0	0	0	0	0	0	0	0	0	0	1
Tuesday	4/1/03	11:15 PM	1	0	1	0	1	0	0	0	0	0	0	0	0	4	7
Tuesday	4/1/03	11:30 PM	0	0	2	0	0	1	0	0	1	0	0	0	0	1	5
Tuesday	4/1/03	11:45 PM	0	0	0	0	0	0	0	0	1	1	0	0	1	2	5
Tuesday	4/1/03	Total	70	53	85	20	36	327	39	26	225	18	0	1	138	425	1463
Wednesday	4/2/03	12:00 AM	0	0	0	0	2	0	0	0	0	0	0	0	0	3	5
Wednesday	4/2/03	12:15 AM	0	0	0	0	0	0	0	0	1	0	0	0	1	1	3
Wednesday	4/2/03	12:30 AM	1	1	1	1	1	0	0	1	0	0	0	0	1	6	13
Wednesday	4/2/03	12:45 AM	0	0	1	0	0	0	0	0	0	0	0	0	0	1	2
Wednesday	4/2/03	1:00 AM	0	1	1	0	0	0	0	2	1	0	0	0	0	2	7
Wednesday	4/2/03	1:15 AM	0	1	0	0	1	0	0	2	0	0	0	0	0	2	6
Wednesday	4/2/03	1:30 AM	1	0	2	0	0	1	0	0	1	0	1	0	0	2	8

Portway
Kearyn, Hudson County

Start Date: 3/31/2003

Start Time: 3:45:00 PM

Site Code: 5

Station ID: 09625

Comments: Large volume of unclassified vehicles (Class 14) due to traffic queuing.

Location : CSX Kearyn Entrance

CSX NB

Day	Date	Time	Class 1	Class 2	Class 3	Class 4	Class 5	Class 6	Class 7	Class 8	Class 9	Class 10	Class 11	Class 12	Class 13	Class 14	Total
Wednesday	4/2/03	7:00 PM	0	0	0	0	0	2	0	0	0	0	0	0	3	3	8
Wednesday	4/2/03	7:15 PM	0	1	1	0	0	1	0	0	0	0	0	0	1	0	4
Wednesday	4/2/03	7:30 PM	0	0	2	0	1	1	0	0	0	0	0	0	0	0	4
Wednesday	4/2/03	7:45 PM	0	1	0	0	0	0	0	0	1	0	0	0	0	2	4
Wednesday	4/2/03	8:00 PM	0	0	2	1	2	1	0	0	0	0	0	0	0	3	9
Wednesday	4/2/03	8:15 PM	0	0	1	1	0	0	0	0	0	0	0	0	1	1	4
Wednesday	4/2/03	8:30 PM	1	0	0	0	2	0	0	0	2	0	0	0	0	10	15
Wednesday	4/2/03	8:45 PM	1	0	0	0	0	1	0	0	1	0	0	0	0	4	7
Wednesday	4/2/03	9:00 PM	0	0	0	0	0	0	0	0	0	0	0	0	0	5	5
Wednesday	4/2/03	9:15 PM	2	0	0	0	1	1	0	0	1	0	0	0	1	4	10
Wednesday	4/2/03	9:30 PM	0	0	2	0	0	0	0	0	0	0	0	0	0	0	2
Wednesday	4/2/03	9:45 PM	1	0	1	0	0	1	0	2	1	0	0	0	0	3	9
Wednesday	4/2/03	10:00 PM	0	1	0	0	0	0	0	1	0	0	0	0	1	0	3
Wednesday	4/2/03	10:15 PM	0	1	1	0	1	1	0	2	0	0	0	0	0	1	7
Wednesday	4/2/03	10:30 PM	1	1	2	0	1	1	0	1	0	0	0	0	0	1	8
Wednesday	4/2/03	10:45 PM	0	0	2	0	1	0	0	0	0	0	0	0	0	4	7
Wednesday	4/2/03	11:00 PM	0	0	1	0	0	0	0	2	0	0	0	0	0	2	5
Wednesday	4/2/03	11:15 PM	0	3	1	0	0	0	0	2	1	0	0	0	1	3	11
Wednesday	4/2/03	11:30 PM	0	1	0	0	0	1	0	1	0	0	0	0	1	9	13
Wednesday	4/2/03	11:45 PM	0	0	2	0	0	0	0	1	0	0	0	0	0	2	5
		Total	69	56	87	27	33	409	28	35	243	18	1	1	114	593	1714
Thursday	4/3/03	12:00 AM	1	0	0	0	2	1	0	0	0	0	0	0	0	2	6
Thursday	4/3/03	12:15 AM	0	1	1	0	0	0	0	0	0	0	0	0	0	2	4
Thursday	4/3/03	12:30 AM	0	0	0	0	0	0	0	0	0	0	0	0	0	0	0
Thursday	4/3/03	12:45 AM	2	0	1	0	0	0	0	1	0	0	0	0	0	4	8
Thursday	4/3/03	1:00 AM	1	0	0	0	0	1	0	0	0	0	0	0	1	0	3
Thursday	4/3/03	1:15 AM	0	0	1	0	0	0	0	4	0	0	0	0	0	1	6
Thursday	4/3/03	1:30 AM	1	5	1	0	1	2	0	3	0	0	0	0	0	10	23
Thursday	4/3/03	1:45 AM	0	0	1	0	0	0	0	3	0	0	0	0	0	2	6
Thursday	4/3/03	2:00 AM	0	0	2	0	0	0	0	0	0	0	0	0	0	0	2
Thursday	4/3/03	2:15 AM	0	0	0	0	0	1	0	0	0	0	0	0	0	0	1
Thursday	4/3/03	2:30 AM	0	0	1	1	0	0	0	0	1	0	0	0	0	0	3
Thursday	4/3/03	2:45 AM	0	2	0	0	0	0	0	0	0	1	0	0	0	2	5
Thursday	4/3/03	3:00 AM	0	0	1	0	0	0	0	0	1	0	0	0	0	0	2
Thursday	4/3/03	3:15 AM	0	0	1	0	0	0	0	0	0	0	0	0	0	0	1
Thursday	4/3/03	3:30 AM	0	0	0	0	0	0	0	0	0	0	0	0	0	0	0
Thursday	4/3/03	3:45 AM	0	0	2	0	0	1	0	0	0	0	0	0	0	1	4
Thursday	4/3/03	4:00 AM	0	0	0	1	0	1	0	0	0	0	0	0	0	2	4
Thursday	4/3/03	4:15 AM	0	0	0	0	0	2	0	0	1	0	0	0	0	1	4
Thursday	4/3/03	4:30 AM	1	0	1	0	0	2	0	0	0	0	0	0	1	3	8
Thursday	4/3/03	4:45 AM	0	0	1	0	0	5	1	0	0	0	0	0	0	0	7
Thursday	4/3/03	5:00 AM	0	0	0	1	0	3	0	0	0	0	0	0	0	2	6
Thursday	4/3/03	5:15 AM	0	1	1	0	0	2	1	0	1	0	0	0	1	5	12
Thursday	4/3/03	5:30 AM	0	0	1	1	0	2	0	0	0	0	0	0	0	4	8
Thursday	4/3/03	5:45 AM	0	3	2	0	1	9	0	0	0	0	0	0	1	4	20
Thursday	4/3/03	6:00 AM	0	1	1	0	0	9	1	0	0	0	0	0	0	4	16
Thursday	4/3/03	6:15 AM	0	1	0	1	0	11	0	0	2	1	0	0	1	7	24
Thursday	4/3/03	6:30 AM	0	4	2	0	0	8	0	0	3	0	0	0	1	11	29
Thursday	4/3/03	6:45 AM	0	4	2	0	0	5	2	0	2	0	0	0	1	14	30
Thursday	4/3/03	7:00 AM	0	1	1	0	0	10	0	0	1	0	0	0	2	10	25
Thursday	4/3/03	7:15 AM	0	0	2	0	0	6	0	0	1	0	0	0	4	5	18
Thursday	4/3/03	7:30 AM	1	1	1	0	1	7	0	1	1	0	0	0	2	7	22
		Total	7	24	27	5	5	88	5	12	14	2	0	0	15	103	307

Portway
Kearny, Hudson County

Start Date: 3/31/2003
 Start Time: 3:45:00 PM
 Site Code: 6
 Station ID: 08324
 Comments: Large volume of unclassified vehicles (Class 14) due to traffic queuing.
 Location : CSX Kearny Entrance
 CSX SB

Day	Date	Time	Class 1	Class 2	Class 3	Class 4	Class 5	Class 6	Class 7	Class 8	Class 9	Class 10	Class 11	Class 12	Class 13	Class 14	Total
Monday	3/31/03	3:45 PM	0	1	0	0	1	6	0	1	9	2	0	0	2	4	26
Monday	3/31/03	4:00 PM	1	0	0	0	0	3	3	0	7	1	0	0	7	16	38
Monday	3/31/03	4:15 PM	1	0	1	0	0	5	3	1	7	4	0	0	2	3	27
Monday	3/31/03	4:30 PM	2	0	0	2	0	3	1	0	7	0	0	0	2	5	22
Monday	3/31/03	4:45 PM	1	1	1	1	0	1	3	0	9	1	0	0	1	8	27
Monday	3/31/03	5:00 PM	2	0	0	1	0	3	1	0	6	0	0	0	3	13	29
Monday	3/31/03	5:15 PM	0	1	0	1	0	5	0	0	5	0	0	0	2	5	19
Monday	3/31/03	5:30 PM	0	0	0	0	0	0	0	2	8	0	0	0	1	1	12
Monday	3/31/03	5:45 PM	0	0	0	0	1	4	0	0	6	1	0	0	1	5	18
Monday	3/31/03	6:00 PM	0	2	0	1	1	0	1	1	5	0	0	0	3	4	18
Monday	3/31/03	6:15 PM	1	0	1	0	1	2	0	0	4	0	0	0	1	3	13
Monday	3/31/03	6:30 PM	0	0	2	1	0	3	1	0	2	1	0	0	0	4	14
Monday	3/31/03	6:45 PM	0	0	0	0	0	1	1	0	2	1	0	0	3	11	19
Monday	3/31/03	7:00 PM	0	0	1	0	0	0	0	0	0	1	0	0	5	9	16
Monday	3/31/03	7:15 PM	1	0	0	1	0	2	1	0	1	0	0	0	2	7	15
Monday	3/31/03	7:30 PM	1	0	1	0	0	2	0	0	2	0	0	0	1	7	14
Monday	3/31/03	7:45 PM	0	1	1	0	0	0	1	2	0	0	0	0	1	3	10
Monday	3/31/03	8:00 PM	1	0	1	0	0	1	0	0	2	0	0	0	0	2	7
Monday	3/31/03	8:15 PM	0	0	0	0	0	3	0	0	4	0	0	0	0	1	8
Monday	3/31/03	8:30 PM	0	1	1	2	0	0	0	0	1	0	0	0	0	1	6
Monday	3/31/03	8:45 PM	0	0	1	0	1	1	0	0	0	0	0	0	2	0	5
Monday	3/31/03	9:00 PM	0	0	0	2	0	0	0	2	0	0	0	0	0	0	4
Monday	3/31/03	9:15 PM	0	0	0	0	0	2	0	0	0	0	0	0	0	0	2
Monday	3/31/03	9:30 PM	1	0	0	1	0	0	0	0	1	0	0	0	1	0	4
Monday	3/31/03	9:45 PM	0	0	1	0	0	1	0	0	3	0	0	0	0	0	5
Monday	3/31/03	10:00 PM	0	0	0	0	0	0	0	0	0	0	0	0	1	1	2
Monday	3/31/03	10:15 PM	0	0	0	0	0	3	0	0	0	0	0	0	0	1	4
Monday	3/31/03	10:30 PM	1	0	0	0	0	1	0	1	2	0	0	0	1	2	8
Monday	3/31/03	10:45 PM	0	0	0	1	0	0	0	0	2	0	0	0	0	0	3
Monday	3/31/03	11:00 PM	0	0	1	0	0	1	0	0	0	0	0	0	0	0	2
Monday	3/31/03	11:15 PM	2	0	0	0	0	0	0	2	0	0	0	0	0	3	7
Monday	3/31/03	11:30 PM	0	0	0	0	1	0	1	1	0	0	0	0	0	2	5
Monday	3/31/03	11:45 PM	0	0	0	1	0	1	0	2	0	0	0	0	1	0	5
		Total	15	7	13	15	6	55	16	14	97	12	0	0	43	121	414
Tuesday	4/1/03	12:00 AM	0	0	1	0	0	0	0	0	0	0	0	0	0	0	1
Tuesday	4/1/03	12:15 AM	1	0	1	0	0	1	0	2	0	0	0	0	0	6	11
Tuesday	4/1/03	12:30 AM	0	1	2	0	1	1	0	0	0	0	0	0	0	3	8
Tuesday	4/1/03	12:45 AM	0	0	0	0	2	1	0	0	0	0	0	0	1	1	5
Tuesday	4/1/03	1:00 AM	0	0	1	0	0	0	0	2	0	0	0	0	0	6	9
Tuesday	4/1/03	1:15 AM	0	0	1	0	0	1	0	1	0	0	0	0	0	1	4
Tuesday	4/1/03	1:30 AM	1	0	0	1	2	0	0	0	1	0	0	0	0	3	8
Tuesday	4/1/03	1:45 AM	0	0	1	0	0	0	0	0	1	0	0	0	1	0	3
Tuesday	4/1/03	2:00 AM	0	1	0	0	4	1	0	0	1	1	0	0	1	6	15
Tuesday	4/1/03	2:15 AM	0	0	1	0	1	0	0	1	0	0	0	0	0	0	3
Tuesday	4/1/03	2:30 AM	0	0	1	0	0	0	0	1	1	1	0	0	1	5	10
Tuesday	4/1/03	2:45 AM	0	1	0	0	0	0	0	2	0	0	0	0	0	2	5
Tuesday	4/1/03	3:00 AM	0	0	2	0	0	0	0	0	1	0	0	0	0	1	4
Tuesday	4/1/03	3:15 AM	0	0	1	0	0	0	0	0	0	0	0	0	0	1	2
Tuesday	4/1/03	3:30 AM	0	0	0	0	0	0	0	0	1	0	0	0	0	1	2
Tuesday	4/1/03	3:45 AM	0	0	1	0	0	0	0	0	0	0	0	0	0	1	2
Tuesday	4/1/03	4:00 AM	0	0	0	0	0	0	0	1	0	0	0	0	2	0	3
Tuesday	4/1/03	4:15 AM	1	0	0	0	0	1	0	0	1	0	0	0	0	0	3
Tuesday	4/1/03	4:30 AM	0	0	0	0	0	1	0	0	2	0	0	0	0	3	6
Tuesday	4/1/03	4:45 AM	0	0	0	0	0	1	0	0	3	0	0	0	0	7	11
Tuesday	4/1/03	5:00 AM	0	0	0	0	0	0	0	0	1	0	0	0	3	0	4
Tuesday	4/1/03	5:15 AM	0	0	2	0	1	0	0	0	2	0	0	0	1	3	9
Tuesday	4/1/03	5:30 AM	0	0	0	0	0	0	0	0	6	0	0	0	0	2	8
Tuesday	4/1/03	5:45 AM	0	0	0	0	0	0	0	0	2	0	0	0	1	1	4
Tuesday	4/1/03	6:00 AM	0	1	1	0	0	0	1	0	2	0	0	0	0	5	10
Tuesday	4/1/03	6:15 AM	0	1	1	0	0	1	0	0	0	0	0	0	3	2	8
Tuesday	4/1/03	6:30 AM	0	1	0	0	0	0	0	0	7	0	0	0	2	5	15
Tuesday	4/1/03	6:45 AM	0	0	0	0	0	0	0	0	6	0	0	0	1	2	9
Tuesday	4/1/03	7:00 AM	1	0	0	1	0	6	0	0	2	0	0	0	5	12	27
Tuesday	4/1/03	7:15 AM	1	0	1	0	0	1	1	0	0	1	0	0	14	9	28
Tuesday	4/1/03	7:30 AM	0	0	1	0	0	1	0	0	3	0	0	0	5	13	23
Tuesday	4/1/03	7:45 AM	1	0	1	1	0	0	0	0	3	0	0	0	7	20	33
Tuesday	4/1/03	8:00 AM	0	0	2	0	0	2	0	0	5	0	0	0	4	6	19
Tuesday	4/1/03	8:15 AM	1	0	0	0	0	0	0	0	5	0	0	0	1	28	35
Tuesday	4/1/03	8:30 AM	1	0	0	2	1	3	0	2	4	0	0	0	5	21	39

Portway
Kearny, Hudson County

Start Date: 3/31/2003
Start Time: 3:45:00 PM
Site Code: 6
Station ID: 08324
Comments: Large volume of unclassified vehicles (Class 14) due to traffic queuing.
Location : CSX Kearny Entrance
CSX SB

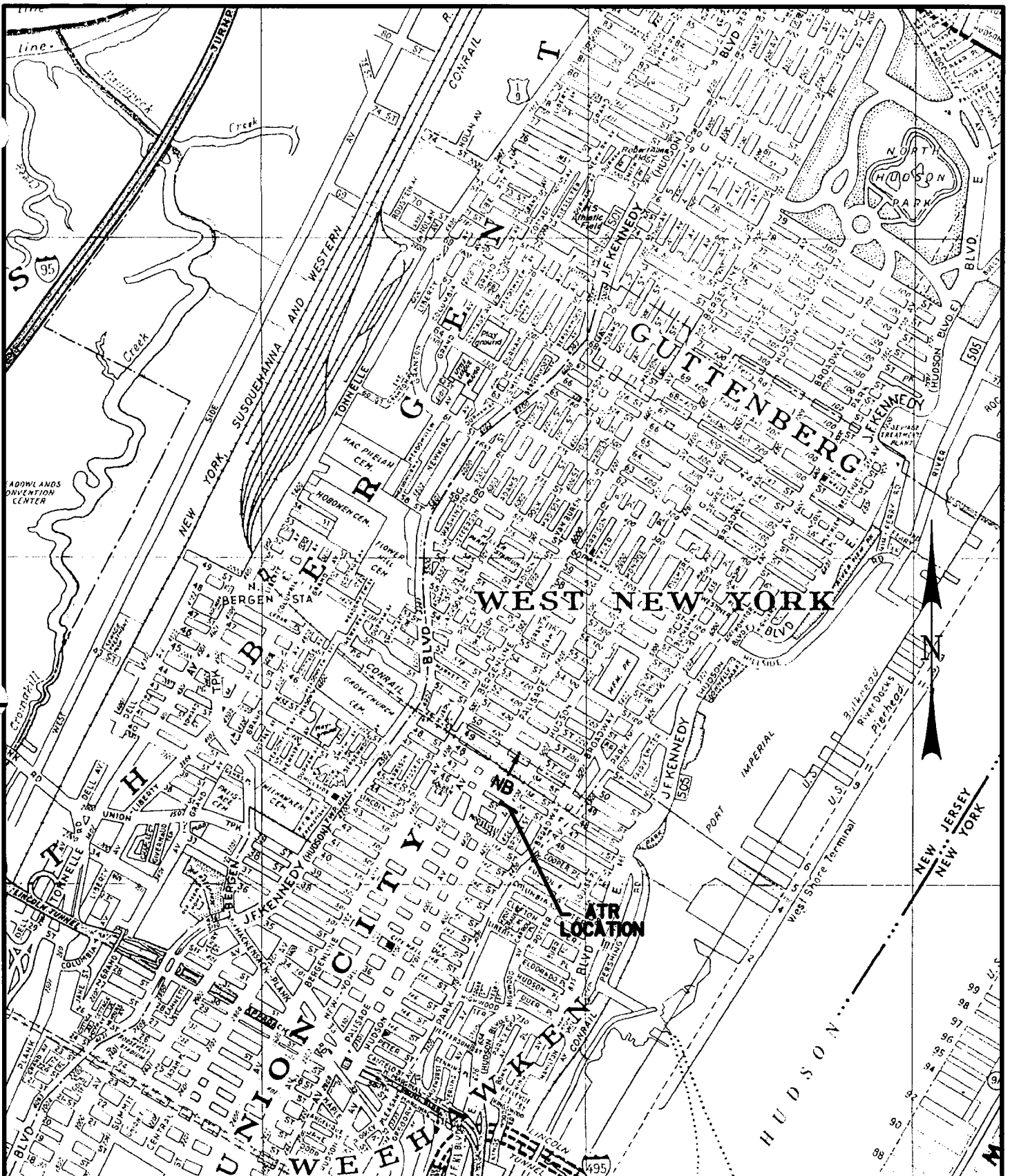
Day	Date	Time	Class 1	Class 2	Class 3	Class 4	Class 5	Class 6	Class 7	Class 8	Class 9	Class 10	Class 11	Class 12	Class 13	Class 14	Total
Wednesday	4/2/03	1:45 AM	0	0	1	0	1	1	0	0	0	0	0	0	1	1	5
Wednesday	4/2/03	2:00 AM	0	0	2	0	2	0	0	1	0	0	0	0	0	1	6
Wednesday	4/2/03	2:15 AM	0	0	0	0	1	1	0	0	1	0	0	0	0	5	8
Wednesday	4/2/03	2:30 AM	0	0	1	0	0	0	0	0	0	0	0	0	0	0	1
Wednesday	4/2/03	2:45 AM	0	1	0	0	0	0	0	0	0	0	0	0	1	0	2
Wednesday	4/2/03	3:00 AM	0	0	0	0	0	0	0	0	0	0	0	0	0	1	1
Wednesday	4/2/03	3:15 AM	0	1	1	0	0	0	0	0	0	0	0	0	0	0	2
Wednesday	4/2/03	3:30 AM	0	1	1	1	0	0	0	0	1	0	0	0	1	3	8
Wednesday	4/2/03	3:45 AM	0	0	1	0	0	0	0	0	0	0	0	0	0	0	1
Wednesday	4/2/03	4:00 AM	0	0	0	0	0	0	0	0	0	0	0	0	1	1	2
Wednesday	4/2/03	4:15 AM	0	0	0	0	0	1	0	0	0	0	0	0	2	1	4
Wednesday	4/2/03	4:30 AM	1	0	1	0	0	1	0	0	1	0	0	0	2	1	7
Wednesday	4/2/03	4:45 AM	0	0	0	0	0	1	0	0	2	0	0	0	0	1	4
Wednesday	4/2/03	5:00 AM	0	0	1	0	0	0	0	0	3	0	0	0	0	2	6
Wednesday	4/2/03	5:15 AM	0	1	0	0	0	1	0	0	2	0	0	0	2	1	7
Wednesday	4/2/03	5:30 AM	0	0	2	0	0	0	0	0	7	0	0	0	0	9	18
Wednesday	4/2/03	5:45 AM	0	0	1	0	0	2	1	0	5	0	0	0	0	3	12
Wednesday	4/2/03	6:00 AM	0	0	1	0	0	2	0	0	5	0	0	0	1	1	10
Wednesday	4/2/03	6:15 AM	1	1	0	2	0	2	0	0	4	0	0	0	1	1	12
Wednesday	4/2/03	6:30 AM	0	1	0	0	0	0	0	0	1	1	0	0	1	3	7
Wednesday	4/2/03	6:45 AM	0	1	0	0	0	0	0	0	2	0	0	0	6	9	18
Wednesday	4/2/03	7:00 AM	4	0	0	0	1	5	0	0	1	0	0	0	3	1	15
Wednesday	4/2/03	7:15 AM	0	1	0	0	0	2	1	0	6	1	0	0	4	13	28
Wednesday	4/2/03	7:30 AM	0	0	0	2	0	2	1	0	5	2	0	0	9	22	43
Wednesday	4/2/03	7:45 AM	0	0	0	1	0	1	3	1	0	1	0	0	10	23	40
Wednesday	4/2/03	8:00 AM	1	0	0	0	0	0	0	0	5	1	0	0	0	52	59
Wednesday	4/2/03	8:15 AM	1	0	0	1	1	3	0	0	3	1	0	0	5	7	22
Wednesday	4/2/03	8:30 AM	0	0	0	0	0	0	0	1	6	2	0	0	5	4	18
Wednesday	4/2/03	8:45 AM	0	0	0	1	0	2	2	0	6	1	0	0	7	4	23
Wednesday	4/2/03	9:00 AM	1	1	0	0	2	2	0	0	5	1	0	0	4	13	29
Wednesday	4/2/03	9:15 AM	1	0	0	2	1	1	0	2	6	0	0	0	5	3	21
Wednesday	4/2/03	9:30 AM	1	2	2	0	0	1	1	0	3	0	0	0	2	6	18
Wednesday	4/2/03	9:45 AM	0	0	0	2	0	2	1	0	5	1	0	0	5	4	20
Wednesday	4/2/03	10:00 AM	0	0	1	0	1	4	3	0	4	1	0	0	2	4	20
Wednesday	4/2/03	10:15 AM	0	0	0	0	0	1	3	0	2	1	0	0	7	8	22
Wednesday	4/2/03	10:30 AM	1	1	0	0	1	7	0	3	7	1	0	0	4	3	28
Wednesday	4/2/03	10:45 AM	2	0	0	1	1	3	0	0	5	0	0	0	10	7	29
Wednesday	4/2/03	11:00 AM	1	0	0	0	0	4	1	0	6	0	0	0	2	17	31
Wednesday	4/2/03	11:15 AM	0	1	2	1	0	1	0	2	7	0	0	0	6	9	29
Wednesday	4/2/03	11:30 AM	1	1	1	1	0	3	0	0	8	0	0	0	4	1	20
Wednesday	4/2/03	11:45 AM	1	1	0	1	0	4	2	0	10	0	0	0	8	6	33
Wednesday	4/2/03	12:00 PM	3	0	1	0	0	4	1	0	7	1	0	0	2	2	21
Wednesday	4/2/03	12:15 PM	0	0	0	0	0	1	0	0	7	1	0	0	3	6	18
Wednesday	4/2/03	12:30 PM	0	1	2	0	0	4	1	0	2	0	0	0	0	3	13
Wednesday	4/2/03	12:45 PM	0	2	2	0	0	10	1	2	4	1	0	0	7	6	35
Wednesday	4/2/03	1:00 PM	0	0	0	1	2	5	0	1	12	0	0	0	4	2	27
Wednesday	4/2/03	1:15 PM	0	0	0	0	0	6	2	1	5	0	0	0	1	2	17
Wednesday	4/2/03	1:30 PM	0	0	0	0	0	4	0	0	10	0	0	0	4	4	22
Wednesday	4/2/03	1:45 PM	2	0	2	0	0	4	6	0	3	0	0	0	7	6	30
Wednesday	4/2/03	2:00 PM	1	3	1	0	0	8	2	0	12	0	0	0	8	5	40
Wednesday	4/2/03	2:15 PM	1	1	1	0	2	4	3	0	2	0	0	0	9	11	34
Wednesday	4/2/03	2:30 PM	1	1	1	0	1	1	3	3	8	0	0	0	2	5	26
Wednesday	4/2/03	2:45 PM	0	2	2	0	0	2	4	0	5	0	0	0	5	4	24
Wednesday	4/2/03	3:00 PM	0	0	1	0	0	1	6	0	3	1	0	0	9	3	24
Wednesday	4/2/03	3:15 PM	0	0	0	0	0	7	4	0	11	0	0	0	1	3	26
Wednesday	4/2/03	3:30 PM	0	1	1	1	0	5	1	1	4	0	0	0	4	8	26
Wednesday	4/2/03	3:45 PM	1	0	1	0	0	7	4	0	8	0	0	0	2	5	28
Wednesday	4/2/03	4:00 PM	0	0	2	2	1	3	7	0	4	0	0	0	2	14	35
Wednesday	4/2/03	4:15 PM	0	1	0	0	0	3	0	0	1	0	0	0	1	48	54
Wednesday	4/2/03	4:30 PM	0	0	0	0	0	3	3	0	5	3	0	0	4	6	24
Wednesday	4/2/03	4:45 PM	0	0	1	0	0	1	4	4	1	3	1	0	9	6	26
Wednesday	4/2/03	5:00 PM	1	0	2	1	0	0	1	0	1	0	0	0	8	5	19
Wednesday	4/2/03	5:15 PM	1	2	1	0	1	7	1	2	3	0	0	0	6	18	42
Wednesday	4/2/03	5:30 PM	0	0	2	2	0	1	2	3	7	1	0	0	2	6	26
Wednesday	4/2/03	5:45 PM	0	0	0	1	0	4	4	0	11	0	0	0	0	3	23
Wednesday	4/2/03	6:00 PM	0	1	2	0	0	2	3	2	3	0	0	0	1	5	19
Wednesday	4/2/03	6:15 PM	0	0	0	0	0	1	1	0	3	1	0	0	0	3	9
Wednesday	4/2/03	6:30 PM	0	0	0	0	0	1	1	1	4	0	0	0	2	3	12
Wednesday	4/2/03	6:45 PM	0	0	0	0	0	5	1	1	2	0	0	0	0	3	12

Portway
Kearny, Hudson County

Start Date: 3/31/2003
Start Time: 3:45:00 PM
Site Code: 6
Station ID: 08324

Comments: Large volume of unclassified vehicles (Class 14) due to traffic queuing.
Location : CSX Kearny Entrance
CSX SB

Day	Date	Time	Class 1	Class 2	Class 3	Class 4	Class 5	Class 6	Class 7	Class 8	Class 9	Class 10	Class 11	Class 12	Class 13	Class 14	Total
Wednesday	4/2/03	7:00 PM	0	0	1	0	0	2	0	0	2	1	0	0	1	3	10
Wednesday	4/2/03	7:15 PM	1	1	1	0	0	2	2	1	0	0	0	0	2	4	14
Wednesday	4/2/03	7:30 PM	1	0	0	0	0	1	0	0	3	0	0	0	0	0	5
Wednesday	4/2/03	7:45 PM	0	2	1	0	0	0	0	0	0	0	0	0	1	0	4
Wednesday	4/2/03	8:00 PM	0	0	1	0	0	0	0	1	3	0	0	0	1	0	6
Wednesday	4/2/03	8:15 PM	0	0	0	0	0	0	0	1	0	0	0	0	0	2	3
Wednesday	4/2/03	8:30 PM	0	0	1	0	0	1	0	0	1	0	0	0	2	0	5
Wednesday	4/2/03	8:45 PM	0	0	1	0	0	2	1	0	0	0	0	0	1	2	8
Wednesday	4/2/03	9:00 PM	0	0	1	1	0	1	0	1	0	0	0	0	1	2	7
Wednesday	4/2/03	9:15 PM	0	0	0	1	0	1	1	0	0	0	0	0	2	0	5
Wednesday	4/2/03	9:30 PM	0	0	0	0	0	0	0	0	1	0	0	0	4	7	12
Wednesday	4/2/03	9:45 PM	0	1	2	0	0	0	0	0	0	2	0	0	3	7	15
Wednesday	4/2/03	10:00 PM	0	0	1	1	0	0	0	1	3	0	0	0	1	5	12
Wednesday	4/2/03	10:15 PM	0	0	0	0	0	1	0	0	0	0	0	0	0	0	1
Wednesday	4/2/03	10:30 PM	0	0	2	0	0	0	0	0	1	0	0	0	0	0	3
Wednesday	4/2/03	10:45 PM	1	0	1	0	2	0	0	1	0	0	0	0	3	2	10
Wednesday	4/2/03	11:00 PM	0	0	1	0	0	1	0	0	0	0	0	0	1	1	4
Wednesday	4/2/03	11:15 PM	1	0	0	1	0	1	0	0	0	0	0	0	1	2	6
Wednesday	4/2/03	11:30 PM	0	0	1	0	0	0	0	1	1	1	0	0	0	2	6
Wednesday	4/2/03	11:45 PM	0	0	1	1	0	4	0	0	0	0	0	0	3	2	11
		Total	33	34	67	29	35	182	88	36	300	29	0	0	252	497	1582
Thursday	4/3/03	12:00 AM	0	1	0	0	0	1	0	2	0	0	0	0	0	1	5
Thursday	4/3/03	12:15 AM	0	0	1	0	1	0	0	0	0	0	0	0	0	0	2
Thursday	4/3/03	12:30 AM	0	0	0	0	0	0	0	1	2	0	0	0	1	1	5
Thursday	4/3/03	12:45 AM	0	0	0	0	0	0	0	0	0	0	0	0	1	0	1
Thursday	4/3/03	1:00 AM	0	0	1	0	0	2	0	0	0	0	0	0	1	1	5
Thursday	4/3/03	1:15 AM	0	1	0	0	0	2	0	0	0	0	0	0	1	2	6
Thursday	4/3/03	1:30 AM	0	1	1	0	0	0	0	0	0	0	0	0	0	0	2
Thursday	4/3/03	1:45 AM	0	0	0	0	1	3	0	0	1	0	0	0	0	5	10
Thursday	4/3/03	2:00 AM	0	0	3	0	0	0	0	1	1	0	0	0	1	2	8
Thursday	4/3/03	2:15 AM	0	0	2	0	0	0	0	0	0	0	0	0	1	0	3
Thursday	4/3/03	2:30 AM	0	1	0	0	0	1	0	0	0	0	0	0	0	1	3
Thursday	4/3/03	2:45 AM	0	0	0	0	0	0	0	0	0	0	0	0	1	1	2
Thursday	4/3/03	3:00 AM	0	0	0	0	0	0	0	0	0	0	0	0	0	0	0
Thursday	4/3/03	3:15 AM	0	1	0	0	0	1	0	0	0	0	0	0	1	0	3
Thursday	4/3/03	3:30 AM	0	0	0	0	0	0	0	0	1	0	0	0	0	0	1
Thursday	4/3/03	3:45 AM	0	0	0	0	0	0	0	0	0	0	0	0	2	0	2
Thursday	4/3/03	4:00 AM	0	0	1	0	0	0	0	0	0	0	0	0	2	0	3
Thursday	4/3/03	4:15 AM	0	0	1	0	0	0	0	0	1	0	0	0	0	0	8
Thursday	4/3/03	4:30 AM	0	0	0	0	0	0	0	0	1	0	0	0	0	0	1
Thursday	4/3/03	4:45 AM	0	0	0	0	0	0	0	0	2	0	0	0	1	2	5
Thursday	4/3/03	5:00 AM	0	0	1	0	0	0	1	0	4	0	0	0	3	0	9
Thursday	4/3/03	5:15 AM	0	0	0	0	0	0	0	0	2	1	0	0	3	0	6
Thursday	4/3/03	5:30 AM	0	0	1	0	0	0	1	0	1	0	0	0	2	1	6
Thursday	4/3/03	5:45 AM	1	0	1	1	0	1	2	1	3	0	0	0	1	3	14
Thursday	4/3/03	6:00 AM	0	0	0	0	0	0	2	0	2	0	0	0	3	2	9
Thursday	4/3/03	6:15 AM	0	1	0	0	0	0	0	1	1	0	0	0	3	7	13
Thursday	4/3/03	6:30 AM	0	1	0	0	1	1	0	1	7	0	0	0	5	10	26
Thursday	4/3/03	6:45 AM	0	1	0	0	0	0	2	1	1	1	0	0	3	13	22
Thursday	4/3/03	7:00 AM	0	0	0	1	0	0	2	0	4	0	0	0	1	22	30
Thursday	4/3/03	7:15 AM	0	0	0	0	0	0	0	0	3	0	0	0	4	5	12
Thursday	4/3/03	7:30 AM	1	0	0	0	0	1	2	1	7	1	0	0	1	5	19
Thursday	4/3/03	7:45 AM	3	0	1	1	2	3	1	0	8	0	0	0	4	8	31
		Total	5	8	14	3	5	16	13	9	52	3	0	0	46	98	272



Malick & Scherer, P.C. ——— **M&S** ———
Consulting Engineers
Construction Inspectors

One Salem Square, 295 Route 22 East, Whitehouse Station, New Jersey 08889
 Phone (908) 534-4995 Fax (908) 534-0507

ATR LOCATION MAP	
HUDSON AVENUE SOUTH OF 48 STREET	
PORTWAY EXTENSION CONCEPT DEVELOPMENT AND CSM STUDY	
NOT TO SCALE	DATE: 4/2/03

Portway
Union City, Hudson County

Start Date: 1/24/2003
Start Time: 1:15:00 PM
Site Code: 10-4
Station ID: 08888
Location : Hudson Avenue Between 47th & 48th Street
Hudson Avenue-NB

Day	Date	Time	Class 1	Class 2	Class 3	Class 4	Class 5	Class 6	Class 7	Class 8	Class 9	Class 10	Class 11	Class 12	Class 13	Class 14	Total
Friday	1/24/03	1:15 PM	0	45	7	2	2	0	0	3	0	0	0	0	2	12	73
Friday	1/24/03	1:30 PM	0	44	14	1	1	0	0	3	0	0	0	0	0	2	65
Friday	1/24/03	1:45 PM	0	43	11	0	2	2	0	3	0	1	0	0	2	12	76
Friday	1/24/03	2:00 PM	0	69	12	0	3	2	0	0	0	1	0	0	0	1	88
Friday	1/24/03	2:15 PM	0	59	12	1	1	0	0	1	0	0	0	0	0	3	77
Friday	1/24/03	2:30 PM	0	43	16	1	4	0	0	2	0	0	0	1	1	3	71
Friday	1/24/03	2:45 PM	0	24	5	0	0	0	0	3	0	1	0	0	1	18	52
Friday	1/24/03	3:00 PM	0	23	4	1	1	0	0	6	0	1	0	0	7	21	64
Friday	1/24/03	3:15 PM	0	36	6	2	3	0	0	3	0	1	0	0	3	24	78
Friday	1/24/03	3:30 PM	0	75	18	1	0	0	0	5	0	0	0	0	0	12	111
Friday	1/24/03	3:45 PM	1	73	17	0	3	0	0	2	0	0	0	1	0	2	99
Friday	1/24/03	4:00 PM	0	69	14	0	0	0	0	5	0	2	0	1	4	10	105
Friday	1/24/03	4:15 PM	0	46	10	0	1	0	0	4	0	1	0	1	7	15	85
Friday	1/24/03	4:30 PM	0	86	15	0	1	0	0	2	0	4	0	0	0	2	110
Friday	1/24/03	4:45 PM	0	73	17	0	1	0	0	4	0	3	0	1	2	18	119
Friday	1/24/03	5:00 PM	0	73	13	0	3	0	0	7	0	1	0	1	3	9	110
Friday	1/24/03	5:15 PM	0	80	20	0	3	0	0	2	0	3	0	2	1	6	117
Friday	1/24/03	5:30 PM	0	62	10	0	0	0	0	5	0	2	0	0	3	17	99
Friday	1/24/03	5:45 PM	0	39	14	0	2	0	0	4	0	1	0	1	6	13	80
Friday	1/24/03	6:00 PM	0	44	10	1	1	0	0	3	0	3	0	1	6	12	81
Friday	1/24/03	6:15 PM	0	58	12	0	1	0	0	1	0	1	0	1	4	16	94
Friday	1/24/03	6:30 PM	0	70	8	0	1	0	0	0	0	2	0	1	4	15	101
Friday	1/24/03	6:45 PM	1	74	7	0	0	0	0	3	0	2	0	0	0	5	92
Friday	1/24/03	7:00 PM	0	58	4	0	0	0	0	2	0	0	0	0	3	12	79
Friday	1/24/03	7:15 PM	0	76	2	1	1	0	0	2	0	1	0	0	0	5	88
Friday	1/24/03	7:30 PM	0	71	3	1	1	0	0	1	0	0	0	2	0	3	82
Friday	1/24/03	7:45 PM	0	56	3	0	0	1	0	2	0	1	0	0	3	16	82
Friday	1/24/03	8:00 PM	0	44	5	1	0	0	0	0	0	0	0	0	0	2	52
Friday	1/24/03	8:15 PM	0	47	3	0	0	0	0	0	0	0	0	0	0	4	54
Friday	1/24/03	8:30 PM	0	39	2	0	0	0	0	0	0	0	0	0	0	2	43
Friday	1/24/03	8:45 PM	0	37	3	0	0	0	0	0	0	0	0	0	0	3	43
Friday	1/24/03	9:00 PM	0	46	2	0	0	0	0	0	0	0	0	0	0	1	49
Friday	1/24/03	9:15 PM	0	36	2	0	1	0	0	0	0	0	0	0	0	1	40
Friday	1/24/03	9:30 PM	0	41	5	0	0	0	0	0	0	0	0	0	0	0	46
Friday	1/24/03	9:45 PM	0	25	0	0	0	0	1	0	0	0	0	1	0	4	31
Friday	1/24/03	10:00 PM	0	46	3	0	1	0	0	0	0	1	0	0	1	3	55
Friday	1/24/03	10:15 PM	0	44	2	0	0	0	0	0	0	0	0	0	0	1	47
Friday	1/24/03	10:30 PM	0	26	2	0	0	0	0	0	0	0	0	0	0	1	29
Friday	1/24/03	10:45 PM	0	36	0	0	0	0	0	0	0	0	0	0	0	0	36
Friday	1/24/03	11:00 PM	0	33	1	0	0	1	0	0	0	0	0	0	0	2	37
Friday	1/24/03	11:15 PM	0	32	4	0	0	0	0	0	0	0	0	0	0	0	36
Friday	1/24/03	11:30 PM	0	19	0	0	0	0	0	0	0	0	0	0	0	2	21
Friday	1/24/03	11:45 PM	0	20	1	0	0	1	0	0	0	0	0	0	0	2	24
		Total	2	2140	319	13	38	7	1	78	0	33	0	15	63	312	3021
Saturday	1/25/03	12:00 AM	0	18	1	0	0	1	0	0	0	0	0	0	0	1	21
Saturday	1/25/03	12:15 AM	1	15	1	0	0	0	0	1	0	0	0	0	0	4	22
Saturday	1/25/03	12:30 AM	0	19	1	0	0	0	0	0	0	0	0	0	0	2	22
Saturday	1/25/03	12:45 AM	0	20	1	0	0	0	0	0	0	0	0	1	0	1	23
Saturday	1/25/03	1:00 AM	0	15	2	0	0	0	0	0	0	1	0	0	0	0	18
Saturday	1/25/03	1:15 AM	0	18	2	0	0	0	0	0	0	0	0	0	0	0	20
Saturday	1/25/03	1:30 AM	0	15	0	0	0	0	0	0	0	0	0	0	0	0	15
Saturday	1/25/03	1:45 AM	0	24	0	0	0	0	0	0	0	0	0	0	0	1	25
Saturday	1/25/03	2:00 AM	0	31	1	0	0	0	0	0	0	0	0	0	0	1	33
Saturday	1/25/03	2:15 AM	0	11	0	0	0	0	0	0	0	0	0	0	0	1	12
Saturday	1/25/03	2:30 AM	0	7	0	0	0	0	0	0	0	0	0	0	0	2	9
Saturday	1/25/03	2:45 AM	0	12	0	0	0	0	0	0	0	0	0	0	0	0	12
Saturday	1/25/03	3:00 AM	0	12	1	0	0	0	0	0	0	0	0	0	0	0	13
Saturday	1/25/03	3:15 AM	0	11	0	0	0	0	0	0	0	0	0	0	0	0	11
Saturday	1/25/03	3:30 AM	0	2	2	0	0	0	0	0	0	0	0	0	0	0	4
Saturday	1/25/03	3:45 AM	0	12	0	0	1	0	0	0	0	0	0	0	0	0	13
Saturday	1/25/03	4:00 AM	0	5	1	0	0	0	0	0	0	0	0	0	0	0	6
Saturday	1/25/03	4:15 AM	0	5	0	0	0	0	0	0	0	0	0	0	0	0	5
Saturday	1/25/03	4:30 AM	0	3	0	0	1	0	0	0	0	0	0	0	0	0	4
Saturday	1/25/03	4:45 AM	0	4	3	0	0	0	0	0	0	0	0	0	0	0	7
Saturday	1/25/03	5:00 AM	0	3	1	0	0	0	0	0	0	0	0	0	0	0	4
Saturday	1/25/03	5:15 AM	0	10	0	0	1	0	0	0	0	0	0	0	0	0	11
Saturday	1/25/03	5:30 AM	0	2	0	0	0	0	0	0	0	0	0	0	0	0	2
Saturday	1/25/03	5:45 AM	0	6	0	0	0	0	0	0	0	0	0	0	0	1	7
Saturday	1/25/03	6:00 AM	0	6	2	0	0	0	0	0	0	0	0	0	0	2	10
Saturday	1/25/03	6:15 AM	0	8	2	0	0	0	0	0	0	0	0	0	0	2	12
Saturday	1/25/03	6:30 AM	0	11	2	0	0	0	0	0	0	0	0	0	0	0	13
Saturday	1/25/03	6:45 AM	0	6	3	0	0	0	0	0	0	0	0	0	0	0	9

Portway
Union City, Hudson County

Start Date: 1/24/2003
Start Time: 1:15:00 PM
Site Code: 10-4
Station ID: 08888
Location : Hudson Avenue Between 47th & 48th Street
Hudson Avenue-NB

Day	Date	Time	Class 1	Class 2	Class 3	Class 4	Class 5	Class 6	Class 7	Class 8	Class 9	Class 10	Class 11	Class 12	Class 13	Class 14	Total
Saturday	1/25/03	7:00 AM	0	17	2	0	0	0	0	0	0	0	0	0	0	0	19
Saturday	1/25/03	7:15 AM	0	8	3	0	1	0	0	0	0	0	0	0	0	1	13
Saturday	1/25/03	7:30 AM	0	22	1	0	0	0	0	0	0	0	0	0	0	2	25
Saturday	1/25/03	7:45 AM	0	17	4	0	1	0	0	0	0	0	0	0	0	0	22
Saturday	1/25/03	8:00 AM	0	19	2	0	0	0	0	1	0	0	0	0	0	0	22
Saturday	1/25/03	8:15 AM	0	29	3	0	0	0	0	0	0	0	0	0	0	1	33
Saturday	1/25/03	8:30 AM	0	27	2	0	0	0	0	0	0	0	0	0	0	4	33
Saturday	1/25/03	8:45 AM	0	36	8	0	0	1	0	0	0	0	0	0	0	2	47
Saturday	1/25/03	9:00 AM	0	42	6	1	0	0	0	0	0	0	0	0	0	3	52
Saturday	1/25/03	9:15 AM	0	37	7	0	1	1	0	0	0	0	0	0	0	3	49
Saturday	1/25/03	9:30 AM	0	58	4	0	0	1	0	1	0	0	0	0	0	1	65
Saturday	1/25/03	9:45 AM	1	50	5	0	2	0	0	0	0	0	0	0	0	2	60
Saturday	1/25/03	10:00 AM	0	37	4	0	2	0	0	1	0	0	0	1	0	6	51
Saturday	1/25/03	10:15 AM	0	53	4	0	1	0	0	1	0	1	0	0	0	9	69
Saturday	1/25/03	10:30 AM	0	35	3	0	0	1	0	0	0	0	0	4	10	53	
Saturday	1/25/03	10:45 AM	0	56	2	0	1	0	0	1	0	1	0	0	0	7	68
Saturday	1/25/03	11:00 AM	0	63	4	0	1	0	0	1	0	0	0	1	0	0	70
Saturday	1/25/03	11:15 AM	0	68	7	0	1	1	0	1	0	1	0	0	1	2	82
Saturday	1/25/03	11:30 AM	0	59	7	0	0	1	0	3	0	1	0	0	0	3	74
Saturday	1/25/03	11:45 AM	0	62	4	0	0	2	0	0	0	1	0	0	2	3	74
Saturday	1/25/03	12:00 PM	0	67	4	1	0	0	0	4	0	0	0	1	0	4	81
Saturday	1/25/03	12:15 PM	0	65	12	0	0	0	0	3	0	0	0	0	0	6	86
Saturday	1/25/03	12:30 PM	0	60	10	0	1	0	0	5	0	2	0	1	0	5	84
Saturday	1/25/03	12:45 PM	0	71	8	0	0	0	0	0	0	0	0	0	3	13	95
Saturday	1/25/03	1:00 PM	0	74	9	0	2	0	0	2	0	1	0	0	2	3	93
Saturday	1/25/03	1:15 PM	0	84	14	0	0	0	0	2	0	2	0	0	2	3	107
Saturday	1/25/03	1:30 PM	1	80	10	1	0	0	0	1	0	0	0	0	0	9	102
Saturday	1/25/03	1:45 PM	0	75	10	0	0	0	0	3	0	0	0	0	2	8	99
Saturday	1/25/03	2:00 PM	1	78	11	0	0	0	0	1	0	1	0	0	0	9	101
Saturday	1/25/03	2:15 PM	0	85	10	0	1	0	0	1	0	0	0	0	1	4	102
Saturday	1/25/03	2:30 PM	0	37	6	0	0	0	0	4	1	0	0	1	1	7	57
Saturday	1/25/03	2:45 PM	0	52	15	0	1	0	0	4	0	2	0	0	4	17	95
Saturday	1/25/03	3:00 PM	0	84	12	0	0	0	0	2	0	1	0	0	2	7	108
Saturday	1/25/03	3:15 PM	0	75	13	0	2	0	0	3	0	1	0	0	0	9	103
Saturday	1/25/03	3:30 PM	0	71	8	0	1	1	0	3	0	0	0	0	0	6	90
Saturday	1/25/03	3:45 PM	0	67	9	0	1	0	0	3	0	1	0	0	1	6	88
Saturday	1/25/03	4:00 PM	0	63	2	0	0	0	0	2	0	1	0	0	2	9	79
Saturday	1/25/03	4:15 PM	1	55	13	0	1	0	0	6	0	1	0	0	2	10	89
Saturday	1/25/03	4:30 PM	1	68	12	0	1	0	0	0	0	1	0	1	2	15	101
Saturday	1/25/03	4:45 PM	0	77	15	0	0	0	0	2	0	0	0	0	0	5	99
Saturday	1/25/03	5:00 PM	0	80	7	0	1	0	0	1	0	2	0	1	2	4	98
Saturday	1/25/03	5:15 PM	0	67	15	0	1	0	0	2	0	0	0	0	2	9	96
Saturday	1/25/03	5:30 PM	0	46	5	0	0	0	0	0	0	0	0	1	1	35	88
Saturday	1/25/03	5:45 PM	0	69	15	0	1	0	0	2	0	0	0	2	0	5	94
Saturday	1/25/03	6:00 PM	0	60	18	0	0	0	0	0	0	0	0	1	1	5	85
Saturday	1/25/03	6:15 PM	0	61	9	0	1	1	0	2	0	0	0	0	1	13	88
Saturday	1/25/03	6:30 PM	0	72	18	0	2	0	0	2	0	0	0	0	0	5	99
Saturday	1/25/03	6:45 PM	0	56	13	0	0	0	0	3	0	0	0	0	1	8	81
Saturday	1/25/03	7:00 PM	0	74	4	0	1	0	0	2	0	0	0	0	1	4	86
Saturday	1/25/03	7:15 PM	0	52	12	2	1	0	0	4	0	2	0	0	1	8	82
Saturday	1/25/03	7:30 PM	0	59	3	0	0	0	0	1	0	1	0	1	0	1	66
Saturday	1/25/03	7:45 PM	0	47	2	0	1	0	0	1	0	0	0	0	0	3	54
Saturday	1/25/03	8:00 PM	0	58	6	0	0	0	0	0	0	0	0	0	0	4	68
Saturday	1/25/03	8:15 PM	0	45	2	0	0	0	0	1	0	0	0	0	1	6	55
Saturday	1/25/03	8:30 PM	0	51	5	0	0	0	0	1	0	0	0	0	0	2	59
Saturday	1/25/03	8:45 PM	0	45	2	0	0	0	0	0	0	0	0	0	0	6	53
Saturday	1/25/03	9:00 PM	0	46	2	0	0	0	0	1	0	0	0	0	0	2	51
Saturday	1/25/03	9:15 PM	0	40	3	0	0	0	0	1	0	0	0	1	0	3	48
Saturday	1/25/03	9:30 PM	1	36	3	0	0	0	0	0	0	0	0	0	0	1	41
Saturday	1/25/03	9:45 PM	0	45	4	0	1	0	0	1	0	0	0	0	0	0	51
Saturday	1/25/03	10:00 PM	0	32	1	0	0	0	0	1	0	0	0	0	0	4	38
Saturday	1/25/03	10:15 PM	0	51	4	0	0	0	0	1	0	0	0	0	0	4	60
Saturday	1/25/03	10:30 PM	0	30	4	0	1	0	0	0	0	0	0	0	0	3	38
Saturday	1/25/03	10:45 PM	0	35	4	0	0	0	0	1	0	0	0	0	0	1	41
Saturday	1/25/03	11:00 PM	0	30	6	0	0	0	0	0	0	0	0	0	0	1	37
Saturday	1/25/03	11:15 PM	0	30	3	0	0	0	0	1	0	0	0	0	0	0	34
Saturday	1/25/03	11:30 PM	0	33	5	0	0	0	0	0	0	0	0	1	0	3	42
Saturday	1/25/03	11:45 PM	0	20	1	0	1	0	0	0	0	0	0	0	0	0	22
		Total	7	3865	487	5	37	11	0	91	1	25	0	14	43	372	4958
Sunday	1/26/03	12:00 AM	0	35	1	0	0	0	0	0	0	1	0	0	0	4	41
Sunday	1/26/03	12:15 AM	0	27	2	0	0	0	0	0	0	1	0	0	0	0	30

Portway
Union City, Hudson County

Start Date: 1/24/2003
 Start Time: 1:15:00 PM
 Site Code: 10-4
 Station ID: 08888
 Location : Hudson Avenue Between 47th & 48th Street
 Hudson Avenue-NB

Day	Date	Time	Class 1	Class 2	Class 3	Class 4	Class 5	Class 6	Class 7	Class 8	Class 9	Class 10	Class 11	Class 12	Class 13	Class 14	Total
Sunday	1/26/03	12:30 AM	0	21	2	0	0	0	0	0	0	0	0	0	0	0	23
Sunday	1/26/03	12:45 AM	0	28	0	0	0	0	0	0	0	1	0	0	0	0	29
Sunday	1/26/03	1:00 AM	0	14	4	0	0	0	0	0	0	0	0	0	0	1	19
Sunday	1/26/03	1:15 AM	0	19	1	0	0	0	0	0	0	0	0	0	0	0	20
Sunday	1/26/03	1:30 AM	0	17	0	0	0	0	1	0	0	0	0	0	0	0	17
Sunday	1/26/03	1:45 AM	0	28	2	0	0	0	0	0	0	0	0	0	0	1	31
Sunday	1/26/03	2:00 AM	0	24	1	0	0	0	0	0	0	0	0	0	0	2	27
Sunday	1/26/03	2:15 AM	0	19	1	0	0	0	0	0	0	0	0	0	0	1	21
Sunday	1/26/03	2:30 AM	0	12	1	0	0	0	0	0	0	0	0	0	0	1	14
Sunday	1/26/03	2:45 AM	0	15	0	0	0	0	0	0	0	0	0	0	0	0	15
Sunday	1/26/03	3:00 AM	0	17	1	0	0	0	0	0	0	0	0	0	0	0	18
Sunday	1/26/03	3:15 AM	0	15	1	0	0	0	0	0	0	0	0	0	0	1	17
Sunday	1/26/03	3:30 AM	0	12	1	0	0	0	0	0	0	0	0	0	0	0	13
Sunday	1/26/03	3:45 AM	0	10	0	0	0	0	0	0	0	0	0	0	0	0	10
Sunday	1/26/03	4:00 AM	0	7	1	0	0	0	0	0	0	0	0	0	0	0	8
Sunday	1/26/03	4:15 AM	0	6	2	0	0	0	0	0	0	0	0	0	0	0	8
Sunday	1/26/03	4:30 AM	0	8	0	0	0	0	0	1	0	0	0	0	0	0	9
Sunday	1/26/03	4:45 AM	0	7	1	0	0	0	0	0	0	0	0	0	0	0	8
Sunday	1/26/03	5:00 AM	0	6	1	0	1	0	0	0	0	0	0	0	0	0	8
Sunday	1/26/03	5:15 AM	0	5	0	0	0	0	0	0	0	0	0	0	0	1	6
Sunday	1/26/03	5:30 AM	0	6	0	0	0	0	0	0	0	0	0	0	0	0	6
Sunday	1/26/03	5:45 AM	0	5	0	0	0	0	0	0	0	0	0	0	0	0	5
Sunday	1/26/03	6:00 AM	0	3	0	0	0	0	0	0	0	0	0	0	0	1	4
Sunday	1/26/03	6:15 AM	0	5	2	0	0	1	0	0	0	0	0	0	0	2	10
Sunday	1/26/03	6:30 AM	0	6	0	0	0	0	0	0	0	0	0	0	0	0	6
Sunday	1/26/03	6:45 AM	0	5	1	0	0	0	0	0	0	0	0	0	0	0	6
Sunday	1/26/03	7:00 AM	0	8	0	0	0	0	0	0	0	0	0	0	0	0	8
Sunday	1/26/03	7:15 AM	0	7	1	0	1	0	0	0	0	0	0	0	0	0	9
Sunday	1/26/03	7:30 AM	0	9	1	0	0	0	7	0	0	0	0	0	0	1	11
Sunday	1/26/03	7:45 AM	0	5	1	0	0	0	0	0	0	0	0	0	0	0	6
Sunday	1/26/03	8:00 AM	0	12	0	0	1	0	0	0	0	0	0	0	0	0	13
Sunday	1/26/03	8:15 AM	0	10	0	0	0	0	0	0	0	0	0	0	0	0	10
Sunday	1/26/03	8:30 AM	0	15	1	0	0	0	0	0	0	0	0	0	0	0	16
Sunday	1/26/03	8:45 AM	0	22	2	0	1	0	0	0	0	0	0	0	0	1	26
Sunday	1/26/03	9:00 AM	0	16	2	0	0	0	0	0	0	0	0	0	0	0	18
Sunday	1/26/03	9:15 AM	0	20	1	0	0	0	0	0	0	0	0	0	0	1	22
Sunday	1/26/03	9:30 AM	0	27	1	0	0	0	0	0	0	0	0	0	0	2	30
Sunday	1/26/03	9:45 AM	0	43	6	0	0	0	0	0	0	0	0	0	0	3	52
Sunday	1/26/03	10:00 AM	0	36	6	0	0	0	0	1	0	0	0	0	0	6	49
Sunday	1/26/03	10:15 AM	0	32	4	0	0	0	0	1	0	0	0	0	0	2	39
Sunday	1/26/03	10:30 AM	0	33	6	0	0	0	0	1	0	0	0	0	0	1	41
Sunday	1/26/03	10:45 AM	0	58	7	0	0	0	0	1	0	0	0	0	0	0	66
Sunday	1/26/03	11:00 AM	0	59	7	0	1	0	0	0	0	0	0	0	0	1	68
Sunday	1/26/03	11:15 AM	0	44	5	0	0	0	0	0	0	1	0	0	0	2	52
Sunday	1/26/03	11:30 AM	0	48	6	0	0	0	0	0	0	0	0	0	0	0	54
Sunday	1/26/03	11:45 AM	0	52	3	0	0	0	0	3	0	0	0	0	0	4	62
Sunday	1/26/03	12:00 PM	0	78	7	0	0	0	0	3	0	0	0	0	0	5	93
Sunday	1/26/03	12:15 PM	0	68	6	0	0	0	0	2	0	0	0	0	0	5	81
Sunday	1/26/03	12:30 PM	1	79	11	0	0	0	0	2	0	0	0	0	0	2	95
Sunday	1/26/03	12:45 PM	0	64	2	0	0	0	0	0	0	0	0	0	1	2	69
Sunday	1/26/03	1:00 PM	0	61	5	0	0	0	0	2	0	0	0	0	1	2	71
Sunday	1/26/03	1:15 PM	0	62	4	0	0	1	0	2	0	0	0	0	4	13	86
Sunday	1/26/03	1:30 PM	0	63	6	0	1	0	0	2	0	1	1	0	2	9	85
Sunday	1/26/03	1:45 PM	0	54	8	0	0	0	0	1	0	0	1	0	2	12	78
Sunday	1/26/03	2:00 PM	0	65	10	0	1	0	0	1	0	0	0	0	0	3	80
Sunday	1/26/03	2:15 PM	1	59	6	0	1	0	0	1	0	0	0	0	0	4	72
Sunday	1/26/03	2:30 PM	0	76	11	0	2	0	0	0	0	0	0	0	0	3	92
Sunday	1/26/03	2:45 PM	0	61	14	0	0	0	0	4	0	0	0	0	3	6	88
Sunday	1/26/03	3:00 PM	0	66	7	0	0	0	0	1	0	0	0	1	0	4	79
Sunday	1/26/03	3:15 PM	0	51	8	0	1	0	0	2	0	0	0	0	0	32	94
Sunday	1/26/03	3:30 PM	0	67	8	0	0	0	0	2	0	0	0	0	0	0	77
Sunday	1/26/03	3:45 PM	0	61	10	0	1	0	0	0	0	1	0	1	0	7	81
Sunday	1/26/03	4:00 PM	0	58	9	0	0	0	0	1	0	1	0	1	1	2	73
Sunday	1/26/03	4:15 PM	0	56	10	0	0	0	0	0	0	1	0	0	0	2	69
Sunday	1/26/03	4:30 PM	0	51	9	0	0	0	0	0	0	1	0	0	0	7	68
Sunday	1/26/03	4:45 PM	0	60	9	0	0	0	0	3	0	1	0	0	1	6	80
Sunday	1/26/03	5:00 PM	0	57	6	0	0	0	0	3	0	1	0	1	2	9	79
Sunday	1/26/03	5:15 PM	0	59	5	0	0	0	0	0	0	0	0	0	0	5	69
Sunday	1/26/03	5:30 PM	0	57	1	0	1	0	0	2	0	0	0	0	0	4	65
Sunday	1/26/03	5:45 PM	0	52	17	0	1	0	0	1	0	1	0	0	0	6	78
Sunday	1/26/03	6:00 PM	0	54	3	0	0	0	0	1	0	0	0	0	0	1	59

Portway
Union City, Hudson County

Start Date: 1/24/2003
Start Time: 1:15:00 PM
Site Code: 10-4
Station ID: 08888
Location : Hudson Avenue Between 47th & 48th Street
Hudson Avenue-NB

Day	Date	Time	Class 1	Class 2	Class 3	Class 4	Class 5	Class 6	Class 7	Class 8	Class 9	Class 10	Class 11	Class 12	Class 13	Class 14	Total
Sunday	1/26/03	6:15 PM	0	43	5	0	1	0	0	0	0	0	0	0	0	5	55
Sunday	1/26/03	6:30 PM	0	43	10	0	0	0	0	1	0	0	0	0	0	2	56
Sunday	1/26/03	6:45 PM	0	44	4	0	2	0	1	0	0	0	0	0	0	7	58
Sunday	1/26/03	7:00 PM	0	47	7	0	0	0	0	2	0	1	0	0	0	2	59
Sunday	1/26/03	7:15 PM	0	44	6	0	0	0	0	1	0	0	0	0	0	5	56
Sunday	1/26/03	7:30 PM	0	50	5	1	0	0	0	0	0	1	0	0	0	5	62
Sunday	1/26/03	7:45 PM	0	44	2	0	0	1	0	1	0	0	0	0	1	1	50
Sunday	1/26/03	8:00 PM	0	34	5	0	0	0	0	0	0	0	0	0	0	3	42
Sunday	1/26/03	8:15 PM	0	22	4	0	0	0	0	0	0	0	0	0	0	0	26
Sunday	1/26/03	8:30 PM	0	30	6	0	0	0	0	0	0	0	0	0	0	0	36
Sunday	1/26/03	8:45 PM	0	23	5	0	0	0	0	1	0	0	0	0	0	0	29
Sunday	1/26/03	9:00 PM	0	25	4	0	0	1	0	0	0	0	0	0	0	2	32
Sunday	1/26/03	9:15 PM	0	26	1	0	1	0	0	1	0	0	0	0	0	0	29
Sunday	1/26/03	9:30 PM	0	27	1	0	1	0	0	0	0	0	0	0	0	0	29
Sunday	1/26/03	9:45 PM	0	26	4	0	0	0	0	0	0	1	0	0	0	0	31
Sunday	1/26/03	10:00 PM	0	23	4	0	0	0	0	1	0	0	0	0	0	0	28
Sunday	1/26/03	10:15 PM	0	25	3	0	0	0	0	0	0	0	0	0	0	0	28
Sunday	1/26/03	10:30 PM	0	21	1	0	0	0	0	0	0	0	0	0	0	2	24
Sunday	1/26/03	10:45 PM	0	25	2	0	0	0	1	0	0	0	0	0	0	0	28
Sunday	1/26/03	11:00 PM	0	16	0	0	0	0	0	0	0	0	0	0	0	0	16
Sunday	1/26/03	11:15 PM	0	15	1	0	0	0	0	0	0	0	0	0	0	0	16
Sunday	1/26/03	11:30 PM	0	16	2	0	1	0	0	0	0	0	0	0	0	0	19
Sunday	1/26/03	11:45 PM	0	15	0	0	1	0	0	0	0	0	0	0	1	2	19
		Total	2	3161	360	1	21	4	2	52	0	15	2	5	19	226	3670
Monday	1/27/03	12:00 AM	1	13	1	0	0	0	0	0	0	0	0	0	0	1	16
Monday	1/27/03	12:15 AM	0	6	1	0	0	0	0	0	0	0	0	0	0	1	8
Monday	1/27/03	12:30 AM	0	9	0	0	1	1	0	0	0	0	0	0	0	1	12
Monday	1/27/03	12:45 AM	0	8	0	0	1	0	0	0	0	0	0	0	0	0	9
Monday	1/27/03	1:00 AM	0	8	1	0	0	0	0	0	0	0	0	0	0	0	9
Monday	1/27/03	1:15 AM	0	8	1	0	0	0	0	0	0	0	0	0	0	0	9
Monday	1/27/03	1:30 AM	0	8	1	0	0	0	0	0	0	0	0	0	0	0	9
Monday	1/27/03	1:45 AM	0	10	0	0	0	1	0	0	0	0	0	0	0	0	11
Monday	1/27/03	2:00 AM	0	14	0	0	0	0	0	0	0	0	0	0	0	0	14
Monday	1/27/03	2:15 AM	0	9	0	0	1	0	0	0	0	0	0	0	0	0	10
Monday	1/27/03	2:30 AM	0	4	1	0	0	0	0	0	0	0	0	0	0	0	5
Monday	1/27/03	2:45 AM	0	4	1	0	0	0	0	0	0	0	0	0	0	0	5
Monday	1/27/03	3:00 AM	0	7	1	0	0	0	0	0	0	0	0	0	0	0	8
Monday	1/27/03	3:15 AM	0	3	0	0	0	0	0	0	0	0	0	0	0	0	3
Monday	1/27/03	3:30 AM	0	6	0	0	0	0	0	0	0	0	0	0	0	0	6
Monday	1/27/03	3:45 AM	0	4	2	0	0	0	0	0	0	0	0	0	0	0	6
Monday	1/27/03	4:00 AM	0	2	0	0	0	0	0	0	0	0	0	0	0	0	2
Monday	1/27/03	4:15 AM	0	6	0	0	0	0	0	0	0	0	0	0	0	0	6
Monday	1/27/03	4:30 AM	0	7	0	0	1	0	0	0	0	0	0	0	0	0	8
Monday	1/27/03	4:45 AM	0	0	3	0	0	0	0	0	0	0	0	0	0	1	4
Monday	1/27/03	5:00 AM	0	7	2	0	1	0	0	0	0	0	0	0	0	0	10
Monday	1/27/03	5:15 AM	0	7	1	0	0	0	0	0	0	0	0	0	0	0	8
Monday	1/27/03	5:30 AM	0	15	1	0	0	0	0	0	0	0	0	0	0	0	16
Monday	1/27/03	5:45 AM	0	7	1	0	0	0	0	0	0	0	0	0	0	0	8
Monday	1/27/03	6:00 AM	0	13	3	0	0	0	0	0	0	0	0	0	0	1	17
Monday	1/27/03	6:15 AM	0	20	5	0	0	0	0	0	0	0	0	0	0	0	25
Monday	1/27/03	6:30 AM	1	26	4	1	2	0	0	0	0	0	0	0	0	4	38
Monday	1/27/03	6:45 AM	0	30	3	0	0	1	0	0	0	0	0	0	0	5	39
Monday	1/27/03	7:00 AM	0	39	6	0	2	1	0	1	0	0	0	0	0	1	50
Monday	1/27/03	7:15 AM	0	27	6	0	0	0	0	4	0	1	0	0	1	4	43
Monday	1/27/03	7:30 AM	0	52	4	1	1	0	0	0	1	0	0	0	1	7	67
Monday	1/27/03	7:45 AM	0	39	2	0	0	0	0	2	0	2	0	2	3	13	63
Monday	1/27/03	8:00 AM	0	37	9	0	2	0	0	2	0	4	0	0	5	25	84
Monday	1/27/03	8:15 AM	0	46	9	0	2	0	0	1	0	1	0	1	0	1	61
Monday	1/27/03	8:30 AM	0	48	5	0	2	0	0	0	0	1	0	0	0	2	58
Monday	1/27/03	8:45 AM	0	48	10	0	1	1	0	1	0	0	0	0	0	7	68
Monday	1/27/03	9:00 AM	0	36	13	0	2	0	0	1	0	0	0	0	0	1	53
Monday	1/27/03	9:15 AM	0	52	11	0	0	0	0	0	0	0	0	0	0	1	64
Monday	1/27/03	9:30 AM	0	43	8	0	1	0	0	0	0	0	0	0	0	2	54
Monday	1/27/03	9:45 AM	0	61	10	0	2	0	0	2	0	0	0	1	0	3	79
Monday	1/27/03	10:00 AM	0	41	6	0	1	0	0	1	0	1	0	1	0	4	55
Monday	1/27/03	10:15 AM	0	41	4	0	3	0	0	1	0	0	0	0	0	2	51
Monday	1/27/03	10:30 AM	0	33	10	0	3	0	0	3	0	1	0	0	1	5	56
Monday	1/27/03	10:45 AM	0	72	7	0	2	0	0	1	0	0	0	0	0	4	86
Monday	1/27/03	11:00 AM	0	39	10	0	1	0	0	0	0	1	0	0	0	14	65
Monday	1/27/03	11:15 AM	0	39	5	1	2	1	0	2	0	0	0	0	1	3	54
Monday	1/27/03	11:30 AM	0	50	8	0	1	0	0	5	0	0	0	0	0	8	72
Monday	1/27/03	11:45 AM	0	59	6	0	1	0	0	1	0	0	0	0	1	0	68

Portway
Union City, Hudson County

Start Date: 1/24/2003
Start Time: 1:15:00 PM
Site Code: 10-4
Station ID: 08888
Location : Hudson Avenue Between 47th & 48th Street
Hudson Avenue-NB

Day	Date	Time	Class 1	Class 2	Class 3	Class 4	Class 5	Class 6	Class 7	Class 8	Class 9	Class 10	Class 11	Class 12	Class 13	Class 14	Total
Monday	1/27/03	12:00 PM	0	55	8	0	1	2	0	0	0	0	0	0	0	3	69
Monday	1/27/03	12:15 PM	0	49	9	0	2	0	0	0	0	1	0	0	0	2	63
Monday	1/27/03	12:30 PM	0	49	9	0	1	0	0	4	0	0	0	0	0	2	65
Monday	1/27/03	12:45 PM	0	64	13	0	1	0	0	1	0	0	0	1	0	2	82
Monday	1/27/03	1:00 PM	0	55	5	0	1	0	0	3	1	1	0	0	2	5	73
Monday	1/27/03	1:15 PM	0	62	10	1	3	0	0	0	0	0	0	0	0	2	78
Monday	1/27/03	1:30 PM	0	60	14	1	1	0	0	1	0	1	0	0	0	5	83
Monday	1/27/03	1:45 PM	0	65	8	0	2	0	0	0	0	0	0	0	0	3	78
Monday	1/27/03	2:00 PM	0	51	13	1	0	1	0	0	0	0	0	0	0	3	69
Monday	1/27/03	2:15 PM	0	52	12	0	1	1	0	1	0	0	0	1	0	13	81
Monday	1/27/03	2:30 PM	0	52	8	3	2	0	0	2	0	0	0	0	2	12	81
Monday	1/27/03	2:45 PM	0	37	10	1	1	1	0	6	0	0	0	0	1	16	73
Monday	1/27/03	3:00 PM	0	23	7	1	2	0	0	2	1	1	1	2	7	19	66
Monday	1/27/03	3:15 PM	0	54	9	2	1	0	0	3	0	0	0	0	2	10	81
Monday	1/27/03	3:30 PM	0	58	12	1	3	0	0	2	0	3	0	0	1	14	94
Monday	1/27/03	3:45 PM	0	66	9	0	0	0	0	1	0	0	0	0	4	9	89
Monday	1/27/03	4:00 PM	0	68	15	0	3	0	0	2	0	0	0	0	1	9	98
Monday	1/27/03	4:15 PM	0	73	14	0	1	0	0	4	0	0	0	0	2	4	98
Monday	1/27/03	4:30 PM	0	63	9	0	1	0	0	3	0	5	0	0	3	8	92
Monday	1/27/03	4:45 PM	0	42	7	0	2	0	0	2	0	0	0	0	6	10	69
Monday	1/27/03	5:00 PM	0	38	12	3	2	1	0	4	0	1	0	0	5	15	81
Monday	1/27/03	5:15 PM	0	79	9	0	1	0	0	4	2	0	0	2	4	19	120
Monday	1/27/03	5:30 PM	5	40	15	1	1	4	0	0	0	1	0	0	2	28	97
Monday	1/27/03	5:45 PM	5	27	11	0	0	0	0	1	0	2	0	0	8	58	112
Monday	1/27/03	6:00 PM	0	26	46	0	0	0	0	1	0	0	0	0	1	17	91
Monday	1/27/03	6:15 PM	1	8	29	0	4	2	0	0	0	0	0	0	2	35	81
Note: Incorrect data due to broken tubes																	
Monday	1/27/03	6:30 PM	1	4	38	1	7	1	0	0	0	0	0	0	4	35	91
Monday	1/27/03	6:45 PM	0	1	31	1	6	2	0	0	0	0	0	0	3	51	95
Monday	1/27/03	7:00 PM	0	0	29	1	21	1	0	0	0	1	0	0	0	14	67
Monday	1/27/03	7:15 PM	0	1	32	0	20	2	0	0	0	0	0	0	0	11	66
Monday	1/27/03	7:30 PM	0	0	12	0	15	3	0	0	0	0	0	0	1	29	60
Monday	1/27/03	7:45 PM	0	0	5	0	28	1	0	0	0	0	0	0	0	13	47
Monday	1/27/03	8:00 PM	0	0	2	1	35	1	0	0	0	0	0	0	0	18	57
Monday	1/27/03	8:15 PM	0	0	1	0	30	2	0	0	0	0	0	0	0	10	43
Monday	1/27/03	8:30 PM	0	0	3	0	19	1	0	0	0	0	0	0	0	19	42
Monday	1/27/03	8:45 PM	0	0	1	0	28	0	0	0	0	0	0	0	0	16	45
Monday	1/27/03	9:00 PM	1	0	0	1	20	1	0	0	0	1	0	0	0	22	46
Monday	1/27/03	9:15 PM	0	0	1	0	16	3	0	0	0	0	0	0	0	14	34
Monday	1/27/03	9:30 PM	0	0	0	0	13	0	0	0	0	0	0	0	0	17	30
Monday	1/27/03	9:45 PM	2	0	0	0	7	0	0	0	0	0	0	0	0	12	21
Monday	1/27/03	10:00 PM	0	0	1	0	8	3	0	0	0	0	0	0	0	11	23
Monday	1/27/03	10:15 PM	0	0	0	0	9	1	0	0	0	0	0	0	0	14	24
Monday	1/27/03	10:30 PM	0	0	0	0	7	3	0	0	0	0	0	0	0	12	22
Monday	1/27/03	10:45 PM	0	0	1	0	6	0	0	0	0	0	0	0	0	9	16
Monday	1/27/03	11:00 PM	0	0	0	0	5	0	0	0	0	0	0	0	0	9	14
Monday	1/27/03	11:15 PM	0	0	0	0	5	0	0	0	0	0	0	0	0	7	12
Monday	1/27/03	11:30 PM	0	0	0	0	4	1	0	0	0	0	0	0	0	8	13
Monday	1/27/03	11:45 PM	0	0	0	0	6	1	0	0	0	0	0	0	1	7	15
		Total	17	2485	662	23	388	45	0	75	5	30	1	11	75	802	4619
Tuesday	1/28/03	12:00 AM	0	0	0	0	5	0	0	0	0	0	0	0	0	4	9
Tuesday	1/28/03	12:15 AM	0	0	0	0	4	0	0	0	0	0	0	0	0	6	10
Tuesday	1/28/03	12:30 AM	0	0	0	0	2	0	0	0	0	0	0	0	0	8	10
Tuesday	1/28/03	12:45 AM	0	0	0	0	4	0	0	0	0	0	0	0	0	5	9
Tuesday	1/28/03	1:00 AM	0	0	0	0	6	1	0	0	0	0	0	0	0	3	10
Tuesday	1/28/03	1:15 AM	0	0	0	0	5	2	0	0	0	0	0	0	0	8	15
Tuesday	1/28/03	1:30 AM	0	0	0	0	3	0	0	0	0	0	0	0	0	10	13
Tuesday	1/28/03	1:45 AM	0	0	0	2	5	0	0	0	0	0	0	0	0	4	11
Tuesday	1/28/03	2:00 AM	0	0	0	1	3	0	0	0	0	0	0	0	0	4	8
Tuesday	1/28/03	2:15 AM	0	0	0	1	1	0	0	0	0	0	0	0	0	4	6
Tuesday	1/28/03	2:30 AM	0	0	0	0	4	0	0	0	0	0	0	0	0	3	7
Tuesday	1/28/03	2:45 AM	0	0	0	0	2	0	0	0	0	0	0	0	0	2	4
Tuesday	1/28/03	3:00 AM	0	0	0	0	0	0	0	0	0	0	0	0	1	0	1
Tuesday	1/28/03	3:15 AM	0	0	0	0	1	0	0	0	0	0	0	0	0	1	2
Tuesday	1/28/03	3:30 AM	0	0	0	0	0	0	0	0	0	0	0	0	0	4	4
Tuesday	1/28/03	3:45 AM	0	0	0	0	1	0	0	0	0	0	0	0	0	1	2
Tuesday	1/28/03	4:00 AM	0	0	0	1	0	0	0	0	0	0	0	0	0	1	2
Tuesday	1/28/03	4:15 AM	0	0	0	1	2	0	0	0	0	0	0	0	0	3	6
Tuesday	1/28/03	4:30 AM	0	0	0	1	2	0	0	0	0	0	0	0	0	3	6
Tuesday	1/28/03	4:45 AM	0	0	0	0	0	0	0	0	0	0	0	0	0	4	4
Tuesday	1/28/03	5:00 AM	1	0	0	0	2	0	0	0	0	0	0	0	0	4	7

Portway
Union City, Hudson County

Start Date: 1/24/2003
 Start Time: 1:15:00 PM
 Site Code: 10-4
 Station ID: 08888
 Location : Hudson Avenue Between 47th & 48th Street
 Hudson Avenue-NB

Day	Date	Time	Class 1	Class 2	Class 3	Class 4	Class 5	Class 6	Class 7	Class 8	Class 9	Class 10	Class 11	Class 12	Class 13	Class 14	Total
Tuesday	1/28/03	5:15 AM	0	0	0	0	1	0	0	0	0	0	0	0	0	4	5
Tuesday	1/28/03	5:30 AM	0	0	0	1	6	2	0	0	0	0	0	0	0	3	12
Tuesday	1/28/03	5:45 AM	0	0	0	0	8	0	1	0	0	0	0	0	0	8	17
Tuesday	1/28/03	6:00 AM	0	0	0	2	5	0	1	0	0	0	0	0	0	10	18
Tuesday	1/28/03	6:15 AM	0	0	0	1	8	2	0	0	0	0	0	0	0	11	22
Tuesday	1/28/03	6:30 AM	0	0	0	1	13	1	0	0	0	0	0	0	0	15	30
Tuesday	1/28/03	6:45 AM	0	0	0	4	10	2	0	0	0	0	0	0	1	16	33
Tuesday	1/28/03	7:00 AM	0	0	1	2	13	2	0	0	0	0	0	0	0	30	48
Tuesday	1/28/03	7:15 AM	0	0	0	4	14	0	0	0	0	1	0	0	2	40	61
Tuesday	1/28/03	7:30 AM	0	0	0	13	21	0	0	0	0	0	0	0	0	45	79
Tuesday	1/28/03	7:45 AM	1	0	0	11	7	0	0	0	0	0	0	0	0	66	85
Tuesday	1/28/03	8:00 AM	1	0	1	28	6	0	0	0	0	0	0	0	0	55	91
Tuesday	1/28/03	8:15 AM	0	0	0	55	7	0	0	0	0	0	0	0	0	18	80
Tuesday	1/28/03	8:30 AM	2	0	0	39	4	0	0	0	0	1	0	0	0	13	59
Tuesday	1/28/03	8:45 AM	0	0	0	36	11	0	0	0	0	0	0	0	0	22	69
Tuesday	1/28/03	9:00 AM	0	0	0	32	4	0	0	0	0	0	0	0	0	26	62
Tuesday	1/28/03	9:15 AM	3	0	0	30	0	0	0	0	0	0	0	0	0	30	63
Tuesday	1/28/03	9:30 AM	6	0	0	25	0	0	0	0	0	0	0	0	0	28	59
Tuesday	1/28/03	9:45 AM	2	1	0	17	0	0	1	0	0	0	0	0	0	44	65
Tuesday	1/28/03	10:00 AM	0	0	0	15	0	1	0	0	0	0	0	0	0	39	55
Tuesday	1/28/03	10:15 AM	6	3	0	10	0	0	0	0	0	0	0	0	0	49	68
Tuesday	1/28/03	10:30 AM	6	0	0	7	0	0	0	0	0	0	0	0	0	49	62
Tuesday	1/28/03	10:45 AM	10	4	0	8	0	0	0	0	0	0	0	0	0	50	72
Tuesday	1/28/03	11:00 AM	19	8	0	14	0	0	0	0	0	0	0	0	0	79	120
Tuesday	1/28/03	11:15 AM	33	14	1	6	0	0	0	0	0	0	0	0	0	61	115
Tuesday	1/28/03	11:30 AM	10	10	1	0	0	0	0	0	0	0	0	0	0	67	88
Tuesday	1/28/03	11:45 AM	22	25	2	0	0	0	0	0	0	0	0	0	0	87	136
Tuesday	1/28/03	12:00 PM	3	27	8	10	9	3	0	5	1	5	2	0	0	50	123
Tuesday	1/28/03	12:15 PM	4	20	0	16	5	4	1	14	0	6	1	0	2	53	126
Tuesday	1/28/03	12:30 PM	0	8	3	13	3	2	1	11	1	5	4	0	6	61	118
Tuesday	1/28/03	12:45 PM	0	6	1	20	0	1	0	8	0	5	4	0	9	61	115
Tuesday	1/28/03	1:00 PM	0	7	1	28	0	0	2	16	0	7	3	0	17	62	143
Tuesday	1/28/03	1:15 PM	1	6	0	20	2	1	1	11	1	6	6	0	12	38	105
Tuesday	1/28/03	1:30 PM	7	32	6	3	4	0	1	2	1	1	0	0	1	66	124
Tuesday	1/28/03	1:45 PM	22	53	9	2	8	1	0	0	0	0	0	0	0	65	160
Tuesday	1/28/03	2:00 PM	21	56	6	2	5	0	0	0	0	0	0	0	0	66	156
Tuesday	1/28/03	2:15 PM	22	56	8	2	11	0	0	1	0	0	0	0	0	77	177
Tuesday	1/28/03	2:30 PM	16	40	13	10	12	1	0	0	0	1	0	0	2	76	171
Tuesday	1/28/03	2:45 PM	12	20	5	8	11	0	2	4	0	0	0	0	0	99	161
Tuesday	1/28/03	3:00 PM	19	36	5	9	6	1	1	0	0	0	0	1	3	102	183
		Total	249	432	71	511	266	27	12	72	4	38	20	1	56	1923	3682

030011078
04-17-2003
I 78 EB WEST OF I-287
05:54:12

TYPE	CLASS.		COUNT	
	wb	eb	COUNT	VOL.
CAR	0	0	843	3372
VAN	0	0	0	0
TRK	0	0	40	160
CON	0	0	4	16
TTR	0	0	114	456
	0	0	999	3996

06:09:12
mm

030011078
04-17-2003
route 78
06:09:13

TYPE	CLASS.		COUNT	
	wb	eb	COUNT	VOL.
CAR	0	0	1126	4504
VAN	0	0	0	0
TRK	0	0	56	224
CON	0	0	5	20
TTR	0	0	118	472
	0	0		

06:24:13
mm

030011078
04-17-2003
route 78
06:24:13

TYPE	CLASS.		COUNT	
	wb	eb	COUNT	VOL.
CAR	0	0	1466	5864
VAN	0	0	0	0
TRK	0	0	55	220
CON	0	0	4	16
TTR	0	0	104	416
	0	0		

06:39:13
mm

030011078
04-17-2003
route 78
06:39:13

TYPE	CLASS.		COUNT	
	wb	eb	COUNT	VOL.
CAR	0	0	1447	5788

VAN	0	0	0	0
TRK	0	0	53	212
CON	0	0	2	8
TTR	0	0	97	388
	0	0	1599	6396

06: 54: 13

mm

030011078
04- 17- 2003
route 78
06: 54: 13

		CLASS. COUNT				
		wb	eb			
TYPE	COUNT	VOL.	COUNT	VOL.		
CAR	0	0	1518	6072		
VAN	0	0	0	0		
TRK	0	0	34	136		
CON	0	0	3	12		
TTR	0	0	68	272		
	0	0	1623	6492		

07: 09: 13

mm

030011078
04- 17- 2003
route 78
07: 09: 13

		CLASS. COUNT				
		wb	eb			
TYPE	COUNT	VOL.	COUNT	VOL.		
CAR	0	0	1416	5664		
VAN	0	0	0	0		
TRK	0	0	33	132		
CON	0	0	3	12		
TTR	0	0	74	296		
	0	0	1526	6104		

07: 24: 13

mm

030011078
04- 17- 2003
route 78
07: 24: 13

		CLASS. COUNT				
		wb	eb			
TYPE	COUNT	VOL.	COUNT	VOL.		
CAR	0	0	1220	4880		
VAN	0	0	0	0		
TRK	0	0	26	104		
CON	0	0	2	8		
TTR	0	0	71	284		
	0	0	1319	5276		

07: 39: 13

mm

030011078

04-17-2003
route 78
07:39:13

		CLASS. COUNT				
		wb	eb			
TYPE	COUNT	VOL.	COUNT	VOL.		
CAR	0	0	1375	5500		
VAN	0	0	0	0		
TRK	0	0	37	148		
CON	0	0	2	8		
TTR	0	0	75	300		
	0	0	1489	5956		

07:54:13
mm

030011078
04-17-2003
route 78
07:54:14

		CLASS. COUNT				
		wb	eb			
TYPE	COUNT	VOL.	COUNT	VOL.		
CAR	0	0	1327	5308		
VAN	0	0	0	0		
TRK	0	0	38	152		
CON	0	0	1	4		
TTR	0	0	95	380		
	0	0	1461	5844		

08:09:14
mm

030011078
04-17-2003
route 78
08:09:14

		CLASS. COUNT				
		wb	eb			
TYPE	COUNT	VOL.	COUNT	VOL.		
CAR	0	0	1170	4680		
VAN	0	0	0	0		
TRK	0	0	36	144		
CON	0	0	2	8		
TTR	0	0	103	412		
	0	0	1311	5244		

08:24:14
mm

030011078
04-17-2003
I-78 WB WEST OF I-287
06:03:46

CLASS. COUNT

	wb			
TYPE	COUNT	VOL.	COUNT	VOL.
CAR	186	744	0	0
VAN	0	0	0	0
TRK	12	48	0	0
CON	12	48	0	0
TTR	59	236	0	0
	269	1076	0	0

06:18:46
JA

030011078
04-17-2003
I-78 WB
06:18:49

CLASS. COUNT

	wb			
TYPE	COUNT	VOL.	COUNT	VOL.
CAR	308	1232	0	0
VAN	0	0	0	0
TRK	26	104	0	0
CON	7	28	0	0
TTR	72	288	0	0
	413	1652	0	0

06:33:49
JA

030011078
04-17-2003
I-78 WB
06:33:49

CLASS. COUNT

	wb			
TYPE	COUNT	VOL.	COUNT	VOL.
CAR	370	1480	0	0
VAN	0	0	0	0
TRK	33	132	0	0
CON	5	20	0	0
TTR	95	380	0	0
	503	2012	0	0

06:48:49
JA

030011078
04-17-2003
I-78 WB
06:48:49

CLASS. COUNT

	wb			
TYPE	COUNT	VOL.	COUNT	VOL.
CAR	429	1716	0	0

VAN	0	0	0	0
TRK	30	120	0	0
CON	1	4	0	0
TTR	75	300	0	0
	535	2140	0	0

07: 03: 49

JA

 030011078
 04- 17- 2003
 I- 78 WB
 07: 03: 49

CLASS. COUNT

wb				
TYPE	COUNT	VOL.	COUNT	VOL.
CAR	483	1932	0	0
VAN	0	0	0	0
TRK	31	124	0	0
CON	9	36	0	0
TTR	83	332	0	0
	606	2424	0	0

07: 18: 49

JA

 030011078
 04- 17- 2003
 I- 78 WB
 07: 18: 49

CLASS. COUNT

wb				
TYPE	COUNT	VOL.	COUNT	VOL.
CAR	627	2508	0	0
VAN	0	0	0	0
TRK	38	152	0	0
CON	8	32	0	0
TTR	119	476	0	0
	792	3168	0	0

07: 33: 49

JA

 030011078
 04- 17- 2003
 I- 78 WB
 07: 33: 49

CLASS. COUNT

wb				
TYPE	COUNT	VOL.	COUNT	VOL.
CAR	685	2740	0	0
VAN	0	0	0	0
TRK	28	112	0	0
CON	10	40	0	0
TTR	79	316	0	0
	802	3208	0	0

07: 48: 49

JA

 030011078

04-17-2003
I-78 WB
07:48:49

CLASS. COUNT				
wb				
TYPE	COUNT	VOL.	COUNT	VOL.
CAR	792	3168	0	0
VAN	0	0	0	0
TRK	25	100	0	0
CON	9	36	0	0
TTR	73	292	0	0
	899	3596	0	0

08:03:49
JA

030011078
04-17-2003
I-78 WB
08:03:49

CLASS. COUNT				
wb				
TYPE	COUNT	VOL.	COUNT	VOL.
CAR	740	2960	0	0
VAN	0	0	0	0
TRK	27	108	0	0
CON	9	36	0	0
TTR	79	316	0	0
	855	3420	0	0

08:18:49
JA

030011078
04-17-2003
I-78 WB
08:18:49

CLASS. COUNT				
wb				
TYPE	COUNT	VOL.	COUNT	VOL.
CAR	727	2908	0	0
VAN	0	0	0	0
TRK	24	96	0	0
CON	8	32	0	0
TTR	91	364	0	0
	850	3400	0	0

08:33:49
JA

AM Peak Hour Count - I-287 south of Route 17

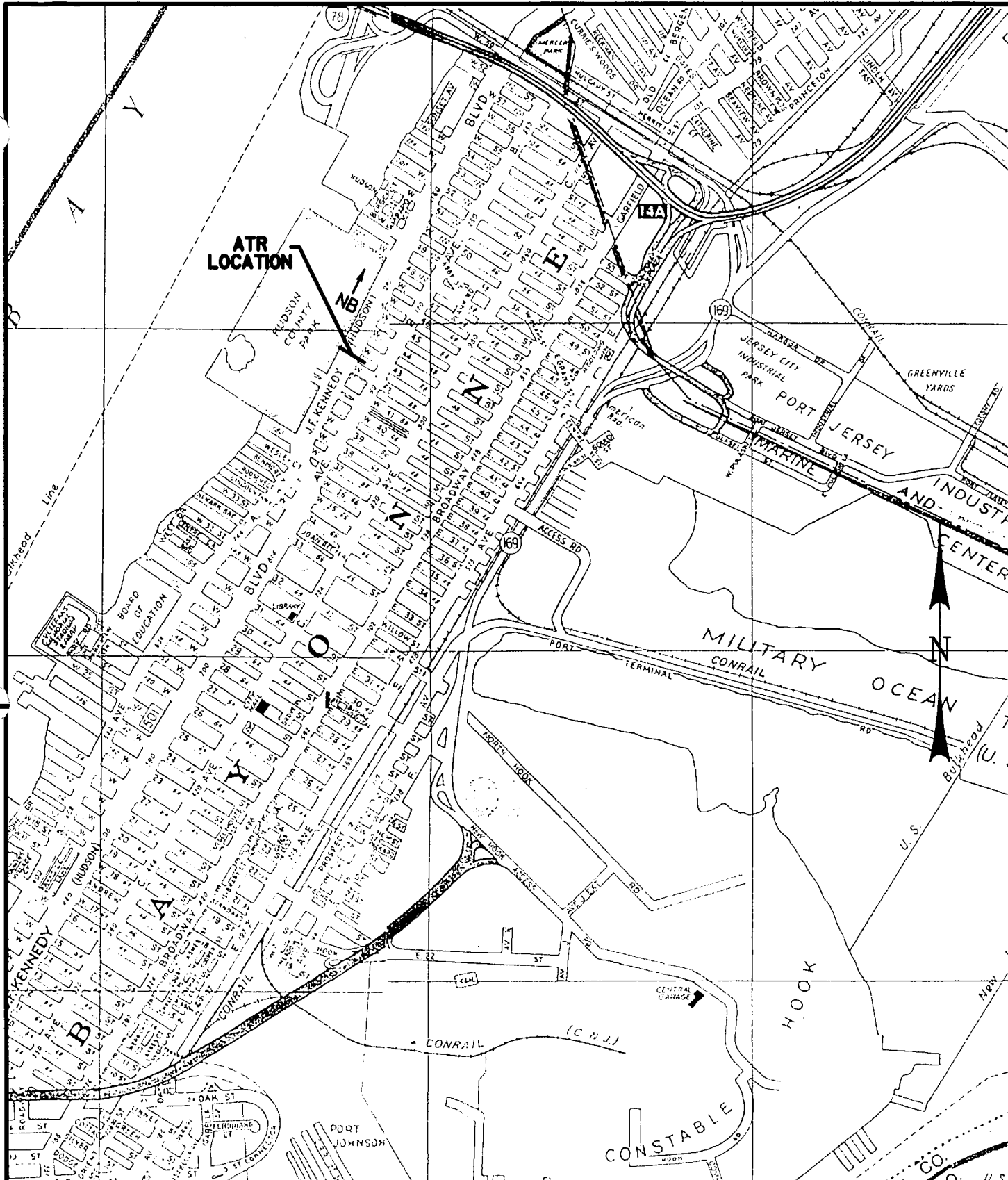
#####

I-287 SB

6:30AM - 7:30AM	7:30AM - 8:30AM	
1763	2584	autos
0	0	vans
76	65	trk
5	3	container
150	177	ttr
1994	2829	TOTAL

I-287 NB

6:30AM - 7:30AM	7:30AM - 8:30AM	
1458	2231	autos
0	0	vans
59	85	trk
3	3	container
98	130	ttr
1618	2449	TOTAL



Malick & Scherer, P.C. — **M&S** —
Consulting Engineers
Construction Inspectors

One Salem Square, 295 Route 22 East, Whitehouse Station, New Jersey 08889
 Phone (908) 534-4995 Fax (908) 534-0507

ATR LOCATION MAP	
JFK BLVD. SOUTH OF NEWARK BAY BRIDGE	
PORTWAY EXTENSION CONCEPT DEVELOPMENT AND CSM STUDY	
NOT TO SCALE	DATE: 4/2/03

Portway
City of Bayonne, Hudson County

Start Date: 1/21/2003
Start Time: 12:00:00 PM
Site Code: 1-10
Station ID:
Location : JFK Blvd. Between 42nd & 43rd Street
JFK NB-Rt Lane

Day	Date	Time	Class 1	Class 2	Class 3	Class 4	Class 5	Class 6	Class 7	Class 8	Class 9	Class 10	Class 11	Class 12	Class 13	Class 14	Total
Thursday	1/23/03	4:00 PM	0	41	1	2	0	0	0	0	0	0	0	0	0	3	47
Thursday	1/23/03	4:15 PM	0	48	2	4	0	0	0	0	0	0	0	0	0	3	57
Thursday	1/23/03	4:30 PM	0	41	5	2	2	0	0	0	0	0	0	0	0	6	56
Thursday	1/23/03	4:45 PM	0	39	4	5	0	0	0	0	0	0	0	0	0	4	52
Thursday	1/23/03	5:00 PM	0	37	1	5	1	0	0	0	0	0	0	0	0	4	48
Thursday	1/23/03	5:15 PM	0	44	3	2	0	0	0	0	0	0	0	0	0	5	54
Thursday	1/23/03	5:30 PM	0	54	0	3	0	0	0	0	0	0	0	0	0	6	63
Thursday	1/23/03	5:45 PM	0	49	2	2	0	0	0	0	0	0	0	0	0	2	55
Thursday	1/23/03	6:00 PM	0	35	3	1	0	0	0	0	0	0	0	0	0	6	45
Thursday	1/23/03	6:15 PM	0	37	3	2	0	0	0	0	0	0	0	0	0	3	45
Thursday	1/23/03	6:30 PM	0	41	1	1	0	0	0	0	0	0	0	0	0	5	48
Thursday	1/23/03	6:45 PM	0	42	1	1	0	0	0	0	0	0	0	0	0	6	50
Thursday	1/23/03	7:00 PM	0	38	1	3	0	0	0	0	0	0	0	0	0	1	43
Thursday	1/23/03	7:15 PM	0	23	1	1	0	0	0	0	0	0	0	0	0	4	29
Thursday	1/23/03	7:30 PM	0	30	1	1	0	0	0	0	0	0	0	0	0	3	35
Thursday	1/23/03	7:45 PM	0	32	1	1	0	0	0	0	0	0	0	0	0	4	38
Thursday	1/23/03	8:00 PM	0	24	1	2	0	0	0	0	0	0	0	0	0	2	29
Thursday	1/23/03	8:15 PM	0	27	0	1	0	0	0	0	0	0	0	0	0	2	30
Thursday	1/23/03	8:30 PM	0	24	1	3	1	0	0	0	0	0	0	0	0	1	30
Thursday	1/23/03	8:45 PM	0	22	2	2	0	0	0	0	0	0	0	0	0	1	27
Thursday	1/23/03	9:00 PM	0	26	4	1	0	0	0	0	0	0	0	0	0	3	34
Thursday	1/23/03	9:15 PM	0	14	1	0	0	0	0	0	0	0	0	0	0	4	19
Thursday	1/23/03	9:30 PM	1	23	0	3	0	0	0	0	0	0	0	0	0	1	28
Thursday	1/23/03	9:45 PM	0	18	0	2	1	0	0	0	0	0	0	0	0	3	24
Thursday	1/23/03	10:00 PM	0	20	0	2	0	0	0	0	0	0	0	0	0	0	22
Thursday	1/23/03	10:15 PM	0	14	0	1	0	0	0	0	0	0	0	0	0	1	16
Thursday	1/23/03	10:30 PM	0	20	2	0	0	0	0	0	0	0	0	0	0	0	22
Thursday	1/23/03	10:45 PM	0	11	0	1	0	0	0	0	0	0	0	0	0	1	13
Thursday	1/23/03	11:00 PM	0	7	0	0	0	0	0	0	0	0	0	0	0	1	8
Thursday	1/23/03	11:15 PM	0	7	1	1	0	0	0	0	0	0	0	0	0	1	10
Thursday	1/23/03	11:30 PM	0	5	0	1	0	0	0	0	0	0	0	0	0	0	6
Thursday	1/23/03	11:45 PM	0	7	0	0	0	0	0	0	0	0	0	0	0	0	7
		Total	11	2618	196	160	37	1	0	2	1	0	0	1	0	323	3350
Friday	1/24/03	12:00 AM	0	10	0	0	0	0	0	0	0	0	0	0	0	1	11
Friday	1/24/03	12:15 AM	0	6	0	1	0	0	0	0	0	0	0	0	0	1	8
Friday	1/24/03	12:30 AM	0	4	0	0	0	0	0	0	0	0	0	0	0	1	5
Friday	1/24/03	12:45 AM	0	2	0	0	0	0	0	0	0	0	0	0	0	1	3
Friday	1/24/03	1:00 AM	0	4	1	1	0	0	0	0	0	0	0	0	0	1	7
Friday	1/24/03	1:15 AM	0	2	1	1	0	0	0	0	0	0	0	0	0	0	4
Friday	1/24/03	1:30 AM	0	1	0	0	1	0	0	0	0	0	0	0	0	1	3
Friday	1/24/03	1:45 AM	0	5	0	0	0	0	0	0	0	0	0	0	0	0	5
Friday	1/24/03	2:00 AM	0	3	0	0	0	0	0	0	0	0	0	0	0	0	3
Friday	1/24/03	2:15 AM	0	2	0	0	0	0	0	0	0	0	0	0	0	1	3
Friday	1/24/03	2:30 AM	0	0	2	0	0	0	0	0	0	0	0	0	0	0	2
Friday	1/24/03	2:45 AM	0	1	0	0	0	0	0	0	0	0	0	0	0	0	1
Friday	1/24/03	3:00 AM	0	2	0	1	0	0	0	0	1	0	0	0	0	0	4
Friday	1/24/03	3:15 AM	0	2	0	0	0	0	0	0	0	0	0	0	0	1	3
Friday	1/24/03	3:30 AM	0	4	0	0	0	0	0	0	0	0	0	0	0	1	5
Friday	1/24/03	3:45 AM	0	0	1	0	0	0	0	0	0	0	0	0	0	0	1
Friday	1/24/03	4:00 AM	0	1	1	0	0	0	0	0	0	0	0	0	0	1	3
Friday	1/24/03	4:15 AM	0	2	1	0	0	0	0	0	0	0	0	0	0	1	4
Friday	1/24/03	4:30 AM	0	4	0	0	0	0	0	0	0	0	0	0	0	0	4
Friday	1/24/03	4:45 AM	0	3	0	1	0	0	0	0	0	0	0	0	0	2	6
Friday	1/24/03	5:00 AM	0	5	1	2	0	0	0	0	0	0	0	0	0	3	11
Friday	1/24/03	5:15 AM	0	6	1	0	0	0	0	0	0	0	0	0	0	0	7
Friday	1/24/03	5:30 AM	0	5	1	2	0	1	0	0	0	0	0	0	0	2	11
Friday	1/24/03	5:45 AM	0	15	1	2	0	0	0	0	0	0	0	0	0	3	21
Friday	1/24/03	6:00 AM	0	25	3	1	0	0	0	0	0	0	0	0	0	2	31
Friday	1/24/03	6:15 AM	0	32	2	2	0	0	0	0	0	0	0	0	0	3	39
Friday	1/24/03	6:30 AM	0	20	3	5	0	0	0	0	0	0	0	0	0	6	34
Friday	1/24/03	6:45 AM	0	30	2	2	0	0	0	0	0	0	0	0	0	7	41
Friday	1/24/03	7:00 AM	0	32	2	3	1	0	0	0	0	0	0	0	0	7	45
Friday	1/24/03	7:15 AM	0	40	3	4	0	0	0	0	0	0	0	0	0	14	61
Friday	1/24/03	7:30 AM	0	53	6	3	0	0	0	2	0	0	0	0	0	11	75
Friday	1/24/03	7:45 AM	0	64	4	4	1	0	0	0	0	0	0	0	0	7	80
Friday	1/24/03	8:00 AM	0	60	6	4	0	0	0	0	0	0	0	0	0	9	79
Friday	1/24/03	8:15 AM	0	64	1	0	0	0	0	0	0	0	0	0	0	10	75
Friday	1/24/03	8:30 AM	0	54	6	3	0	0	0	0	0	0	0	1	0	10	74
Friday	1/24/03	8:45 AM	0	17	0	2	0	0	0	0	1	0	0	0	0	19	39
		Total	0	580	49	44	3	1	0	2	2	0	0	1	0	126	808

Portway
City of Bayonne, Hudson County

Start Date: 1/21/2003
Start Time: 12:00:00 PM
Site Code: 1-10
Station ID: 08532
Location: JFK Blvd. Between 42nd & 43rd Street
JFK NB-Lt Lane

Day	Date	Time	Class 1	Class 2	Class 3	Class 4	Class 5	Class 6	Class 7	Class 8	Class 9	Class 10	Class 11	Class 12	Class 13	Class 14	Total
Wednesday	1/22/03	10:45 PM	0	2	0	2	0	0	0	0	0	0	0	0	0	13	17
Wednesday	1/22/03	11:00 PM	1	1	0	0	0	0	0	0	0	0	0	0	0	11	13
Wednesday	1/22/03	11:15 PM	0	2	0	0	0	0	0	0	0	0	0	0	0	10	12
Wednesday	1/22/03	11:30 PM	1	0	0	0	1	0	0	0	0	0	0	0	0	9	11
Wednesday	1/22/03	11:45 PM	1	5	1	0	0	0	0	0	0	0	0	0	0	5	12
		Total	330	1125	246	139	138	25	4	42	5	10	4	4	58	1668	3798
Thursday	1/23/03	12:00 AM	1	3	2	1	0	0	0	0	0	0	0	0	0	7	14
Thursday	1/23/03	12:15 AM	1	0	0	0	1	0	0	0	0	0	0	0	0	2	4
Thursday	1/23/03	12:30 AM	0	0	0	0	0	0	0	0	0	0	0	0	0	4	4
Thursday	1/23/03	12:45 AM	0	1	0	1	0	0	0	0	0	0	0	0	0	1	3
Thursday	1/23/03	1:00 AM	0	0	0	0	1	0	0	0	0	0	0	0	0	2	3
Thursday	1/23/03	1:15 AM	0	0	0	0	0	0	0	0	0	0	0	0	0	3	3
Thursday	1/23/03	1:30 AM	1	0	0	0	0	0	0	0	0	0	0	0	0	3	4
Thursday	1/23/03	1:45 AM	1	0	0	0	0	0	0	0	0	0	0	0	0	3	4
Thursday	1/23/03	2:00 AM	1	0	0	0	0	0	0	0	0	0	0	0	0	1	2
Thursday	1/23/03	2:15 AM	0	0	0	0	0	0	0	0	0	0	0	0	0	2	2
Thursday	1/23/03	2:30 AM	1	1	1	0	0	0	0	0	0	0	0	0	0	4	7
Thursday	1/23/03	2:45 AM	0	0	0	1	0	0	0	0	0	0	0	0	0	3	4
Thursday	1/23/03	3:00 AM	1	3	1	0	0	0	0	0	0	0	0	0	0	1	6
Thursday	1/23/03	3:15 AM	0	0	0	1	0	0	0	0	0	0	0	0	0	5	6
Thursday	1/23/03	3:30 AM	0	2	1	0	0	0	0	0	0	0	0	0	0	2	5
Thursday	1/23/03	3:45 AM	1	2	0	0	0	0	0	0	0	0	0	0	0	4	7
Thursday	1/23/03	4:00 AM	1	0	0	0	0	0	0	0	0	0	0	0	0	6	7
Thursday	1/23/03	4:15 AM	0	0	0	0	0	0	0	0	0	0	0	0	0	6	6
Thursday	1/23/03	4:30 AM	2	0	1	1	1	0	0	0	0	0	0	0	0	8	13
Thursday	1/23/03	4:45 AM	1	0	1	0	0	0	0	0	0	0	0	0	0	7	9
Thursday	1/23/03	5:00 AM	1	1	0	1	1	0	0	0	0	0	0	0	0	5	9
Thursday	1/23/03	5:15 AM	0	2	2	0	1	0	0	0	0	0	0	0	0	13	18
Thursday	1/23/03	5:30 AM	3	3	2	0	0	0	0	0	0	0	0	0	0	12	20
Thursday	1/23/03	5:45 AM	2	4	2	1	0	0	0	0	0	0	0	0	0	15	24
Thursday	1/23/03	6:00 AM	2	5	3	1	3	0	0	1	0	0	0	0	0	32	47
Thursday	1/23/03	6:15 AM	3	9	4	3	3	0	0	0	0	0	0	0	0	24	46
Thursday	1/23/03	6:30 AM	3	11	1	1	2	1	0	2	0	1	0	0	0	27	49
Thursday	1/23/03	6:45 AM	4	12	2	0	1	0	0	0	0	0	0	0	0	38	57
Thursday	1/23/03	7:00 AM	2	14	6	0	2	0	0	0	0	0	0	0	0	40	64
Thursday	1/23/03	7:15 AM	7	14	3	1	1	0	0	0	0	0	0	0	0	47	73
Thursday	1/23/03	7:30 AM	7	19	0	4	0	0	0	0	0	1	0	3	52	86	
Thursday	1/23/03	7:45 AM	4	11	5	3	1	0	1	1	0	0	0	1	60	87	
Thursday	1/23/03	8:00 AM	4	15	1	2	2	0	0	0	1	0	0	2	49	76	
Thursday	1/23/03	8:15 AM	5	9	4	7	0	1	0	1	0	0	0	2	49	78	
Thursday	1/23/03	8:30 AM	5	10	5	3	1	0	0	0	0	0	0	3	42	69	
Thursday	1/23/03	8:45 AM	5	19	8	3	2	0	0	1	0	0	0	1	42	81	
Thursday	1/23/03	9:00 AM	7	15	3	0	1	1	0	0	0	0	0	2	29	58	
Thursday	1/23/03	9:15 AM	4	12	3	3	1	0	1	0	0	0	0	1	29	55	
Thursday	1/23/03	9:30 AM	5	5	2	2	0	1	0	1	1	0	0	1	30	48	
Thursday	1/23/03	9:45 AM	4	10	3	5	1	0	2	0	0	0	0	1	27	53	
Thursday	1/23/03	10:00 AM	2	8	2	1	0	2	0	0	0	0	0	0	27	42	
Thursday	1/23/03	10:15 AM	4	16	6	3	1	1	0	0	0	0	0	0	13	44	
Thursday	1/23/03	10:30 AM	8	24	2	4	0	0	2	0	0	0	0	0	21	61	
Thursday	1/23/03	10:45 AM	3	20	1	4	3	0	0	4	0	1	0	0	2	29	67
Thursday	1/23/03	11:00 AM	4	15	1	2	4	0	0	0	0	0	0	1	19	46	
Thursday	1/23/03	11:15 AM	9	14	4	1	3	0	1	0	0	2	0	1	21	56	
Thursday	1/23/03	11:30 AM	5	15	5	3	5	0	0	1	0	0	0	0	24	58	
Thursday	1/23/03	11:45 AM	5	11	8	1	1	0	0	1	0	0	0	0	21	48	
Thursday	1/23/03	12:00 PM	7	14	3	1	3	0	0	1	1	2	0	0	14	46	
Thursday	1/23/03	12:15 PM	6	30	5	2	0	0	1	0	0	0	0	1	17	62	
Thursday	1/23/03	12:30 PM	9	25	5	3	4	1	0	2	0	0	0	1	8	58	
Thursday	1/23/03	12:45 PM	9	17	6	2	2	0	0	1	0	0	0	1	14	52	
Thursday	1/23/03	1:00 PM	5	21	1	2	0	0	0	0	1	1	0	0	17	48	
Thursday	1/23/03	1:15 PM	10	13	4	3	3	1	0	1	0	0	0	1	17	53	
Thursday	1/23/03	1:30 PM	8	13	6	2	4	0	0	0	0	0	0	0	9	42	
Thursday	1/23/03	1:45 PM	5	16	2	3	1	1	0	0	0	0	0	1	19	48	
Thursday	1/23/03	2:00 PM	6	19	3	2	3	0	0	2	0	0	0	1	11	47	
Thursday	1/23/03	2:15 PM	10	18	5	2	3	0	0	0	0	0	0	0	16	54	
Thursday	1/23/03	2:30 PM	9	21	2	1	3	1	1	3	0	0	0	0	20	61	
Thursday	1/23/03	2:45 PM	6	20	3	3	7	0	0	2	0	0	0	0	29	70	
Thursday	1/23/03	3:00 PM	7	22	2	5	6	0	0	0	0	0	0	0	28	70	
Thursday	1/23/03	3:15 PM	9	19	5	1	2	1	0	3	0	1	0	3	20	64	
Thursday	1/23/03	3:30 PM	5	31	10	6	2	0	0	2	0	0	0	0	15	71	
Thursday	1/23/03	3:45 PM	7	11	3	4	4	0	0	2	0	0	0	2	18	51	

Portway
City of Bayonne, Hudson County

Start Date: 1/21/2003
Start Time: 12:00:00 PM
Site Code: 1-10
Station ID: 08532
Location: JFK Blvd. Between 42nd & 43rd Street
JFK NB-Lt Lane

Day	Date	Time	Class 1	Class 2	Class 3	Class 4	Class 5	Class 6	Class 7	Class 8	Class 9	Class 10	Class 11	Class 12	Class 13	Class 14	Total
Thursday	1/23/03	4:00 PM	7	29	3	3	4	1	1	0	0	0	0	0	1	18	67
Thursday	1/23/03	4:15 PM	8	15	7	4	2	2	0	0	0	1	0	0	1	23	63
Thursday	1/23/03	4:30 PM	8	16	4	3	5	0	0	0	0	0	0	0	1	28	65
Thursday	1/23/03	4:45 PM	4	19	0	1	1	0	0	2	1	1	0	0	0	25	54
Thursday	1/23/03	5:00 PM	8	14	5	3	2	1	0	2	0	0	0	0	0	22	57
Thursday	1/23/03	5:15 PM	5	28	1	4	1	0	1	1	0	0	0	0	0	16	57
Thursday	1/23/03	5:30 PM	2	22	2	4	4	0	0	0	0	0	0	0	2	35	71
Thursday	1/23/03	5:45 PM	4	16	4	0	3	1	0	1	0	0	0	0	0	23	52
Thursday	1/23/03	6:00 PM	10	8	1	4	0	0	1	1	0	0	0	0	0	33	58
Thursday	1/23/03	6:15 PM	4	15	4	2	1	1	0	0	0	0	0	0	0	29	56
Thursday	1/23/03	6:30 PM	5	17	2	2	5	0	0	0	0	0	0	0	1	23	55
Thursday	1/23/03	6:45 PM	9	8	1	1	0	0	0	0	0	0	0	0	0	27	46
Thursday	1/23/03	7:00 PM	4	23	4	5	0	1	0	0	0	0	0	0	0	17	54
Thursday	1/23/03	7:15 PM	4	14	6	0	0	0	0	0	0	0	0	0	1	20	45
Thursday	1/23/03	7:30 PM	6	6	1	2	1	0	0	0	0	0	0	0	1	22	39
Thursday	1/23/03	7:45 PM	3	6	2	1	2	0	0	1	0	0	0	0	0	20	35
Thursday	1/23/03	8:00 PM	3	4	1	4	1	1	0	0	0	0	0	0	0	23	37
Thursday	1/23/03	8:15 PM	4	9	1	0	0	0	0	3	0	0	0	0	0	25	42
Thursday	1/23/03	8:30 PM	1	9	2	1	0	0	0	0	0	0	0	0	0	18	31
Thursday	1/23/03	8:45 PM	2	5	1	0	1	0	0	0	0	0	0	0	0	12	21
Thursday	1/23/03	9:00 PM	2	7	3	0	0	0	0	0	0	0	0	0	0	19	31
Thursday	1/23/03	9:15 PM	0	13	2	0	0	0	0	1	0	0	0	0	0	13	29
Thursday	1/23/03	9:30 PM	2	12	1	0	0	0	0	0	0	0	0	0	0	16	31
Thursday	1/23/03	9:45 PM	1	4	1	1	1	0	0	0	0	0	0	0	0	20	28
Thursday	1/23/03	10:00 PM	2	8	0	0	1	1	0	0	0	0	0	0	0	18	30
Thursday	1/23/03	10:15 PM	0	5	1	0	1	0	2	0	0	0	0	0	0	11	20
Thursday	1/23/03	10:30 PM	2	16	0	1	1	0	0	1	0	0	0	0	1	11	33
Thursday	1/23/03	10:45 PM	2	6	5	0	0	0	0	0	0	0	0	0	0	3	16
Thursday	1/23/03	11:00 PM	3	3	2	0	2	1	0	0	0	0	0	0	0	6	17
Thursday	1/23/03	11:15 PM	1	2	2	1	0	0	0	1	0	0	0	0	0	11	18
Thursday	1/23/03	11:30 PM	3	1	1	0	0	0	0	0	0	0	0	0	0	6	11
Thursday	1/23/03	11:45 PM	2	1	1	1	0	0	0	0	0	0	0	0	0	6	11
		Total	368	1006	231	154	129	23	6	54	4	8	4	0	41	1782	3810
Friday	1/24/03	12:00 AM	1	2	1	0	0	0	0	0	0	0	0	0	0	9	13
Friday	1/24/03	12:15 AM	0	2	0	0	0	0	0	0	0	0	0	0	0	7	9
Friday	1/24/03	12:30 AM	2	3	0	0	0	0	0	0	0	0	0	0	0	3	8
Friday	1/24/03	12:45 AM	0	1	0	0	0	0	0	0	0	0	0	0	0	1	2
Friday	1/24/03	1:00 AM	0	2	0	0	0	0	0	0	0	0	0	0	0	3	5
Friday	1/24/03	1:15 AM	0	1	0	1	1	0	0	0	0	0	0	0	0	2	5
Friday	1/24/03	1:30 AM	0	0	2	1	0	0	0	0	0	0	0	0	0	2	5
Friday	1/24/03	1:45 AM	0	0	0	0	0	0	0	0	0	0	0	0	0	3	3
Friday	1/24/03	2:00 AM	0	0	1	0	0	0	0	0	0	0	0	0	0	3	4
Friday	1/24/03	2:15 AM	1	0	0	0	1	0	0	0	0	0	0	0	0	5	7
Friday	1/24/03	2:30 AM	0	2	0	1	0	0	0	0	0	0	0	0	0	3	6
Friday	1/24/03	2:45 AM	0	3	1	0	0	0	0	0	0	0	0	0	0	1	5
Friday	1/24/03	3:00 AM	0	0	0	0	0	0	0	0	0	0	0	0	0	3	3
Friday	1/24/03	3:15 AM	0	1	1	0	0	0	0	0	0	0	0	0	0	7	9
Friday	1/24/03	3:30 AM	0	0	0	0	0	0	0	0	0	0	0	0	0	5	5
Friday	1/24/03	3:45 AM	1	0	0	0	0	0	0	0	0	0	0	0	0	2	3
Friday	1/24/03	4:00 AM	1	0	0	0	0	0	0	0	0	0	0	0	0	6	7
Friday	1/24/03	4:15 AM	0	0	0	0	0	0	0	0	0	0	0	0	0	2	2
Friday	1/24/03	4:30 AM	0	1	0	0	0	0	0	0	0	0	0	0	0	9	10
Friday	1/24/03	4:45 AM	1	0	0	0	0	0	0	0	0	0	0	0	0	7	8
Friday	1/24/03	5:00 AM	1	1	0	0	0	0	0	0	0	0	0	0	0	6	8
Friday	1/24/03	5:15 AM	0	2	0	1	2	0	0	0	0	0	0	0	0	6	11
Friday	1/24/03	5:30 AM	1	2	0	1	0	0	0	0	0	0	0	0	0	20	24
Friday	1/24/03	5:45 AM	1	1	1	0	0	0	0	0	0	0	0	0	1	22	26
Friday	1/24/03	6:00 AM	7	4	3	1	1	0	0	0	0	0	0	0	0	25	41
Friday	1/24/03	6:15 AM	0	4	2	3	0	0	0	0	0	0	0	0	0	38	47
Friday	1/24/03	6:30 AM	3	5	2	3	2	0	0	0	0	0	0	0	0	38	53
Friday	1/24/03	6:45 AM	1	7	3	1	0	0	0	2	0	0	0	0	1	34	49
Friday	1/24/03	7:00 AM	3	12	0	1	3	1	0	0	0	0	0	0	0	36	56
Friday	1/24/03	7:15 AM	8	13	3	1	1	1	0	2	0	0	0	0	1	55	85
Friday	1/24/03	7:30 AM	3	16	6	3	4	0	0	0	0	0	0	0	1	45	78
Friday	1/24/03	7:45 AM	11	12	1	3	1	1	2	0	0	0	0	0	1	48	80
Friday	1/24/03	8:00 AM	2	8	1	6	4	0	0	1	0	0	0	0	3	34	59
Friday	1/24/03	8:15 AM	2	16	6	2	1	0	0	0	1	0	0	0	3	33	64
Friday	1/24/03	8:30 AM	10	21	2	4	3	0	0	0	0	0	0	0	0	36	76
Friday	1/24/03	8:45 AM	1	6	2	1	0	0	0	0	0	0	0	0	0	25	35
		Total	61	148	38	34	24	3	2	5	1	0	0	0	11	584	911

Portway
City of Bayonne, Hudson County

Start Date: 2/12/2003
 Start Time: 12:45:00 PM
 Site Code: 1-1
 Station ID: 08532
 Location : JFK Blvd. Between 42nd & 43rd Street
 JFK SB-Rt Lane

Day	Date	Time	Class 1	Class 2	Class 3	Class 4	Class 5	Class 6	Class 7	Class 8	Class 9	Class 10	Class 11	Class 12	Class 13	Class 14	Total
Thursday	2/13/03	11:15 PM	0	12	4	1	0	0	0	0	0	0	0	0	0	0	17
Thursday	2/13/03	11:30 PM	0	15	6	1	0	0	0	0	0	0	0	0	0	0	22
Thursday	2/13/03	11:45 PM	0	15	1	2	0	0	0	0	0	0	0	0	0	1	19
		Total	0	2615	724	209	59	1	0	15	0	1	0	0	0	27	3651
Friday	2/14/03	12:00 AM	0	11	3	0	0	0	0	0	0	0	0	0	0	0	14
Friday	2/14/03	12:15 AM	0	9	3	1	0	0	0	0	0	0	0	0	0	0	13
Friday	2/14/03	12:30 AM	0	10	2	2	0	0	0	0	0	0	0	0	0	0	14
Friday	2/14/03	12:45 AM	0	3	0	0	0	0	0	0	0	0	0	0	0	0	3
Friday	2/14/03	1:00 AM	0	4	1	2	0	0	0	0	0	0	0	0	0	0	7
Friday	2/14/03	1:15 AM	0	4	5	0	0	0	0	0	0	0	0	0	0	0	9
Friday	2/14/03	1:30 AM	0	5	1	1	0	0	0	0	0	0	0	0	0	1	8
Friday	2/14/03	1:45 AM	0	4	2	0	0	0	0	0	0	0	0	0	0	0	6
Friday	2/14/03	2:00 AM	0	1	2	0	0	0	0	0	0	0	0	0	0	0	3
Friday	2/14/03	2:15 AM	0	0	1	0	0	0	0	0	0	0	0	0	0	0	1
Friday	2/14/03	2:30 AM	0	6	1	1	0	0	0	0	0	0	0	0	0	0	8
Friday	2/14/03	2:45 AM	0	2	2	0	0	0	0	0	0	0	0	0	0	0	4
Friday	2/14/03	3:00 AM	0	2	0	0	0	0	0	0	0	0	0	0	0	0	2
Friday	2/14/03	3:15 AM	0	2	2	0	0	0	0	0	0	0	0	0	0	0	4
Friday	2/14/03	3:30 AM	0	0	2	0	0	0	0	0	0	0	0	0	0	0	2
Friday	2/14/03	3:45 AM	0	3	1	0	0	0	0	0	0	0	0	0	0	0	4
Friday	2/14/03	4:00 AM	0	5	2	0	0	0	0	0	0	0	0	0	0	0	7
Friday	2/14/03	4:15 AM	0	2	1	0	0	0	0	0	0	0	0	0	0	0	3
Friday	2/14/03	4:30 AM	0	4	0	1	0	0	0	0	0	0	0	0	0	0	5
Friday	2/14/03	4:45 AM	0	3	2	0	0	0	0	0	0	0	0	0	0	0	5
Friday	2/14/03	5:00 AM	0	5	0	0	0	0	0	0	0	0	0	0	0	0	5
Friday	2/14/03	5:15 AM	0	5	1	0	0	0	0	0	0	0	0	0	0	1	7
Friday	2/14/03	5:30 AM	0	4	0	0	0	0	0	0	0	0	0	0	0	1	5
Friday	2/14/03	5:45 AM	0	4	3	2	1	0	0	0	0	0	0	0	0	0	10
Friday	2/14/03	6:00 AM	0	5	2	0	0	0	0	0	0	0	0	0	0	0	7
Friday	2/14/03	6:15 AM	0	8	6	1	0	0	0	0	0	0	0	0	0	0	15
Friday	2/14/03	6:30 AM	0	13	2	2	0	0	0	0	0	0	0	0	0	0	17
Friday	2/14/03	6:45 AM	0	14	10	2	0	0	0	0	0	0	0	0	0	0	26
Friday	2/14/03	7:00 AM	0	16	6	1	0	0	0	0	0	0	0	0	0	0	23
Friday	2/14/03	7:15 AM	0	19	5	1	0	0	0	0	0	0	0	0	0	0	25
Friday	2/14/03	7:30 AM	0	27	8	3	0	0	0	0	0	0	0	0	0	0	38
Friday	2/14/03	7:45 AM	0	32	8	2	1	0	0	0	0	0	0	0	0	0	43
Friday	2/14/03	8:00 AM	0	32	6	4	0	0	0	0	0	0	0	0	0	0	42
Friday	2/14/03	8:15 AM	0	17	13	3	2	0	0	0	0	0	0	0	0	0	35
Friday	2/14/03	8:30 AM	0	33	10	2	1	0	0	0	0	0	0	0	0	2	48
Friday	2/14/03	8:45 AM	0	30	13	7	0	0	0	0	0	0	0	0	0	0	50
Friday	2/14/03	9:00 AM	0	24	13	4	0	0	0	0	0	0	0	0	0	0	41
Friday	2/14/03	9:15 AM	0	30	7	3	0	0	0	0	0	0	0	0	0	1	41
Friday	2/14/03	9:30 AM	0	23	8	1	0	0	0	0	0	0	0	0	0	0	32
Friday	2/14/03	9:45 AM	0	30	12	3	0	0	0	0	0	0	0	0	0	0	45
Friday	2/14/03	10:00 AM	0	30	14	2	0	0	0	0	0	0	0	0	0	0	46
Friday	2/14/03	10:15 AM	0	20	6	3	0	0	0	0	0	0	0	0	0	1	30
Friday	2/14/03	10:30 AM	0	31	9	1	0	0	0	0	0	0	0	0	0	0	41
Friday	2/14/03	10:45 AM	0	29	11	1	1	1	0	0	0	0	0	0	0	1	44
Friday	2/14/03	11:00 AM	0	35	8	1	0	0	0	0	0	0	0	0	0	0	44
Friday	2/14/03	11:15 AM	0	39	12	3	2	0	0	0	0	0	0	0	0	0	56
Friday	2/14/03	11:30 AM	0	27	15	1	2	0	0	1	0	0	0	0	0	0	46
Friday	2/14/03	11:45 AM	0	33	6	2	0	0	0	0	0	0	0	0	0	0	41
Friday	2/14/03	12:00 PM	0	29	8	1	0	0	0	1	0	0	0	0	0	0	39
		Total	0	724	255	64	10	1	0	2	0	0	0	0	0	8	1064

Portway
City of Bayonne, Hudson County

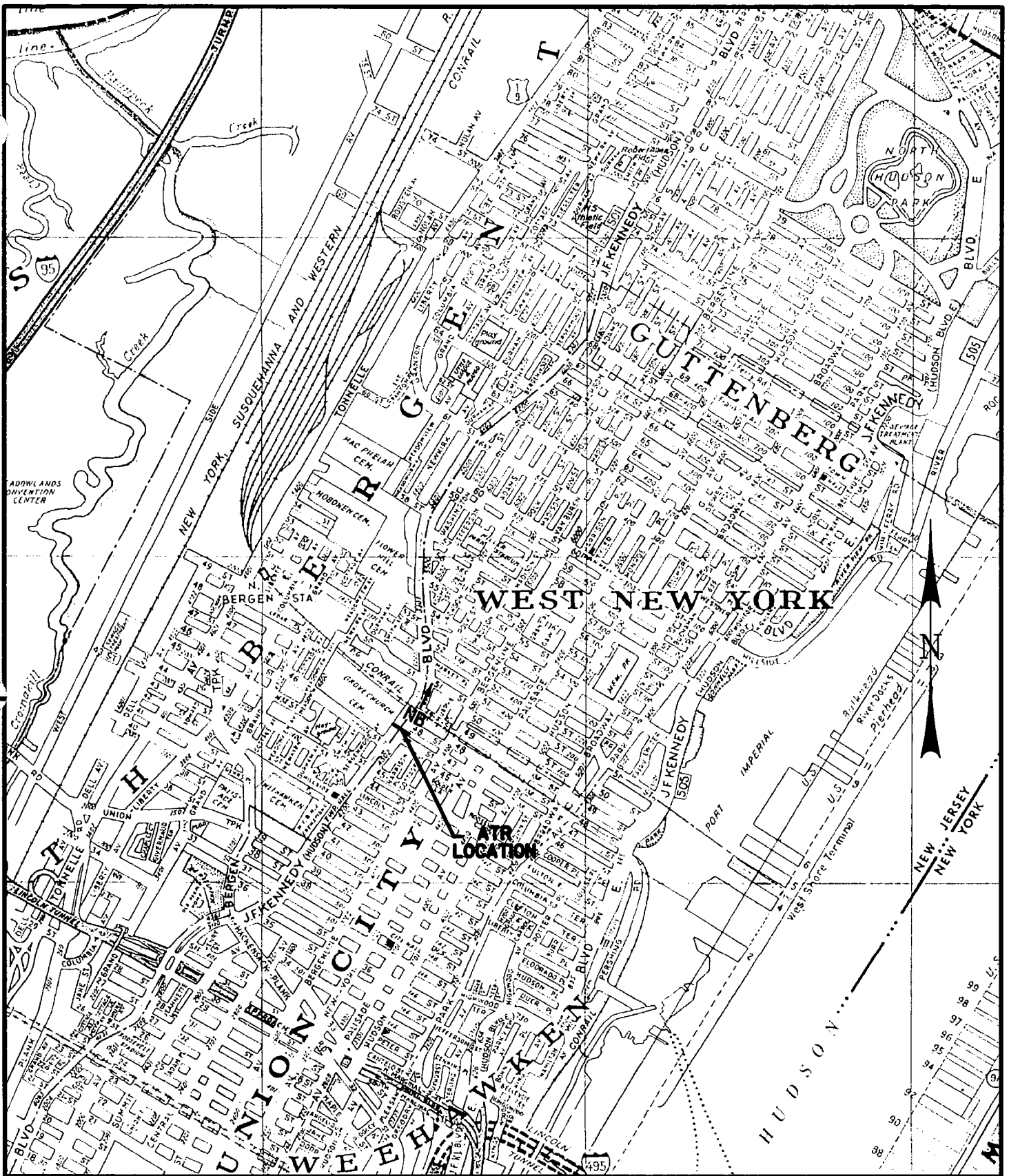
Start Date: 2/12/2003
 Start Time: 12:45:00 PM
 Site Code: 1-1
 Station ID: 08532
 Location : JFK Blvd. Between 42nd & 43rd Street
 JFK SB-LT Lane

Day	Date	Time	Class 1	Class 2	Class 3	Class 4	Class 5	Class 6	Class 7	Class 8	Class 9	Class 10	Class 11	Class 12	Class 13	Class 14	Total
Thursday	2/13/03	6:00 AM	0	3	2	0	2	0	0	0	0	0	0	0	0	5	12
Thursday	2/13/03	6:15 AM	2	3	0	0	0	0	0	0	0	0	0	0	0	9	14
Thursday	2/13/03	6:30 AM	1	5	4	0	2	0	0	0	0	0	0	0	0	4	16
Thursday	2/13/03	6:45 AM	1	3	4	0	0	0	1	0	0	0	0	0	0	16	25
Thursday	2/13/03	7:00 AM	3	5	4	1	4	0	0	0	0	0	0	0	0	10	27
Thursday	2/13/03	7:15 AM	3	6	6	1	0	0	0	0	0	0	0	0	0	13	29
Thursday	2/13/03	7:30 AM	1	16	7	2	2	0	0	0	0	0	0	0	0	32	60
Thursday	2/13/03	7:45 AM	2	14	9	0	0	0	0	1	0	0	0	0	0	28	54
Thursday	2/13/03	8:00 AM	2	19	8	4	2	0	0	1	0	0	0	0	0	30	66
Thursday	2/13/03	8:15 AM	4	5	6	1	2	0	0	0	0	0	0	0	0	42	60
Thursday	2/13/03	8:30 AM	3	6	6	2	3	0	0	0	0	0	0	0	1	34	55
Thursday	2/13/03	8:45 AM	1	29	10	4	5	1	0	1	0	0	0	0	0	23	74
Thursday	2/13/03	9:00 AM	1	19	8	4	8	0	0	2	0	0	2	0	0	29	73
Thursday	2/13/03	9:15 AM	1	7	4	1	2	0	0	0	0	0	0	0	0	30	45
Thursday	2/13/03	9:30 AM	2	16	16	1	4	1	0	1	0	0	0	0	0	17	58
Thursday	2/13/03	9:45 AM	1	20	5	2	6	0	0	1	0	0	0	0	0	24	59
Thursday	2/13/03	10:00 AM	2	17	5	1	3	0	0	1	0	0	0	0	0	19	48
Thursday	2/13/03	10:15 AM	6	14	8	1	3	0	0	3	0	0	0	0	0	22	57
Thursday	2/13/03	10:30 AM	3	10	7	2	1	0	0	0	0	0	0	0	0	34	57
Thursday	2/13/03	10:45 AM	2	10	3	4	2	0	0	2	0	1	0	0	0	22	46
Thursday	2/13/03	11:00 AM	2	19	10	0	2	0	0	1	0	0	0	0	0	28	62
Thursday	2/13/03	11:15 AM	4	24	6	4	4	0	0	3	0	0	0	0	1	19	65
Thursday	2/13/03	11:30 AM	3	27	11	3	2	0	1	0	0	0	0	0	1	36	84
Thursday	2/13/03	11:45 AM	5	19	10	1	0	0	0	1	0	0	0	0	0	28	64
Thursday	2/13/03	12:00 PM	4	21	13	1	0	0	0	0	0	1	0	0	1	32	73
Thursday	2/13/03	12:15 PM	3	26	11	6	3	0	0	3	0	0	0	0	0	17	69
Thursday	2/13/03	12:30 PM	5	21	13	2	4	0	0	1	0	1	0	0	0	18	65
Thursday	2/13/03	12:45 PM	7	13	5	1	2	0	1	4	0	0	0	0	1	26	60
Thursday	2/13/03	1:00 PM	6	24	7	2	5	1	1	0	0	0	0	0	4	20	70
Thursday	2/13/03	1:15 PM	4	21	7	2	5	1	0	4	0	0	0	0	0	31	76
Thursday	2/13/03	1:30 PM	6	16	6	3	2	0	0	2	0	0	0	0	2	19	56
Thursday	2/13/03	1:45 PM	3	20	9	1	1	1	0	1	0	0	0	0	0	26	62
Thursday	2/13/03	2:00 PM	5	18	13	2	1	0	0	3	0	0	0	0	1	22	65
Thursday	2/13/03	2:15 PM	5	14	10	3	3	0	0	4	0	0	0	0	0	27	66
Thursday	2/13/03	2:30 PM	4	29	14	2	3	0	0	3	0	0	0	0	2	25	82
Thursday	2/13/03	2:45 PM	6	23	14	3	1	0	0	3	0	2	1	0	2	34	89
Thursday	2/13/03	3:00 PM	4	30	10	2	3	0	0	2	0	0	0	0	2	49	102
Thursday	2/13/03	3:15 PM	4	22	14	2	4	0	0	1	0	0	1	0	3	38	89
Thursday	2/13/03	3:30 PM	6	37	14	2	6	0	0	5	0	1	0	0	1	24	96
Thursday	2/13/03	3:45 PM	3	23	13	0	2	0	0	2	1	0	0	0	0	45	89
Thursday	2/13/03	4:00 PM	7	8	6	3	1	0	0	1	0	1	0	0	5	43	75
Thursday	2/13/03	4:15 PM	2	16	3	1	7	1	0	0	0	0	0	0	1	65	96
Thursday	2/13/03	4:30 PM	1	24	7	0	2	1	0	1	0	1	1	0	1	56	95
Thursday	2/13/03	4:45 PM	3	14	5	2	2	0	0	0	0	0	0	0	5	46	77
Thursday	2/13/03	5:00 PM	5	9	4	0	2	0	0	0	0	0	0	0	4	55	79
Thursday	2/13/03	5:15 PM	1	22	9	1	0	0	0	1	0	0	0	0	2	72	108
Thursday	2/13/03	5:30 PM	3	18	4	1	1	0	1	2	0	0	0	0	0	64	94
Thursday	2/13/03	5:45 PM	5	20	8	2	3	1	0	1	0	0	2	0	3	55	100
Thursday	2/13/03	6:00 PM	4	15	2	0	1	0	0	2	0	0	0	0	1	60	85
Thursday	2/13/03	6:15 PM	5	18	7	2	3	1	0	3	0	0	0	0	0	44	83
Thursday	2/13/03	6:30 PM	6	23	9	3	2	0	1	1	0	0	0	0	1	26	72
Thursday	2/13/03	6:45 PM	6	17	10	0	3	0	0	0	1	1	0	0	2	29	69
Thursday	2/13/03	7:00 PM	8	13	5	1	2	0	0	1	0	1	0	0	0	27	58
Thursday	2/13/03	7:15 PM	3	8	4	1	2	1	0	0	0	0	0	0	1	32	52
Thursday	2/13/03	7:30 PM	2	16	6	2	0	0	0	1	0	0	0	0	1	30	58
Thursday	2/13/03	7:45 PM	4	16	6	3	2	0	0	0	0	0	0	0	1	26	58
Thursday	2/13/03	8:00 PM	3	7	6	0	3	0	0	0	0	0	0	0	0	35	54
Thursday	2/13/03	8:15 PM	3	6	6	3	1	0	0	1	0	0	0	0	0	31	51
Thursday	2/13/03	8:30 PM	2	10	3	1	0	0	0	1	0	0	0	0	0	26	43
Thursday	2/13/03	8:45 PM	2	17	9	0	2	0	0	1	0	0	0	0	0	17	48
Thursday	2/13/03	9:00 PM	1	10	6	1	3	0	0	1	0	0	0	0	0	24	46
Thursday	2/13/03	9:15 PM	1	10	4	1	1	1	1	1	0	0	0	0	0	23	43
Thursday	2/13/03	9:30 PM	4	11	13	3	0	0	0	1	0	0	0	1	0	17	50
Thursday	2/13/03	9:45 PM	2	10	2	2	3	0	0	0	0	0	0	0	1	15	35
Thursday	2/13/03	10:00 PM	0	10	4	1	6	1	0	1	0	0	0	0	0	19	42
Thursday	2/13/03	10:15 PM	0	5	4	1	1	0	0	0	0	1	0	0	0	13	25
Thursday	2/13/03	10:30 PM	1	9	1	0	4	0	0	1	0	0	0	0	0	12	28
Thursday	2/13/03	10:45 PM	1	8	0	0	2	0	0	0	0	0	0	0	0	8	19
Thursday	2/13/03	11:00 PM	2	13	4	2	4	0	0	1	0	0	0	0	0	6	32

Portway
City of Bayonne, Hudson County

Start Date: 2/12/2003
 Start Time: 12:45:00 PM
 Site Code: 1-1
 Station ID: 08532
 Location : JFK Blvd. Between 42nd & 43rd Street
 JFK SB-LI Lane

Day	Date	Time	Class 1	Class 2	Class 3	Class 4	Class 5	Class 6	Class 7	Class 8	Class 9	Class 10	Class 11	Class 12	Class 13	Class 14	Total
Thursday	2/13/03	11:15 PM	1	5	3	1	2	0	0	0	0	0	0	0	0	6	18
Thursday	2/13/03	11:30 PM	1	4	3	1	1	0	0	0	0	0	0	0	0	9	19
Thursday	2/13/03	11:45 PM	1	6	2	0	1	0	0	0	0	0	0	0	0	8	18
		Total	227	1112	512	116	185	12	7	79	2	11	7	1	52	2079	4402
Friday	2/14/03	12:00 AM	0	3	1	2	0	0	0	0	0	0	0	0	0	6	12
Friday	2/14/03	12:15 AM	0	3	4	2	1	0	0	0	0	0	0	0	1	4	15
Friday	2/14/03	12:30 AM	0	3	2	0	0	0	0	0	0	0	0	0	0	9	14
Friday	2/14/03	12:45 AM	0	5	1	0	0	0	0	0	0	0	0	0	0	4	10
Friday	2/14/03	1:00 AM	0	3	0	1	2	0	0	0	0	0	0	0	0	1	7
Friday	2/14/03	1:15 AM	0	1	0	0	0	0	0	0	0	0	0	0	0	5	6
Friday	2/14/03	1:30 AM	0	1	1	0	0	0	0	0	0	0	0	0	0	2	4
Friday	2/14/03	1:45 AM	0	3	0	0	1	0	0	0	0	0	0	0	0	9	13
Friday	2/14/03	2:00 AM	1	2	1	0	1	0	0	0	0	0	0	0	0	0	5
Friday	2/14/03	2:15 AM	0	4	3	0	1	0	0	0	0	0	0	0	0	1	9
Friday	2/14/03	2:30 AM	0	5	0	1	1	0	0	0	0	0	0	0	0	4	11
Friday	2/14/03	2:45 AM	0	1	1	0	0	0	0	0	0	0	0	0	0	4	6
Friday	2/14/03	3:00 AM	0	1	0	0	0	0	0	0	0	0	0	0	0	2	3
Friday	2/14/03	3:15 AM	0	2	0	0	0	0	0	0	0	0	0	0	0	3	5
Friday	2/14/03	3:30 AM	0	1	1	0	0	0	0	0	0	0	0	0	0	2	4
Friday	2/14/03	3:45 AM	2	1	0	0	0	0	0	0	0	0	0	0	0	1	4
Friday	2/14/03	4:00 AM	1	2	0	0	0	0	0	0	0	0	0	0	0	1	4
Friday	2/14/03	4:15 AM	1	0	0	0	0	0	0	0	0	0	0	0	0	2	3
Friday	2/14/03	4:30 AM	1	3	2	0	0	0	0	0	0	0	0	0	0	2	8
Friday	2/14/03	4:45 AM	0	4	1	0	0	0	0	0	0	0	0	0	0	3	8
Friday	2/14/03	5:00 AM	2	2	1	0	2	0	0	0	0	0	0	0	0	1	8
Friday	2/14/03	5:15 AM	1	1	1	0	0	0	0	0	0	0	0	0	0	4	7
Friday	2/14/03	5:30 AM	0	2	0	0	0	0	0	0	0	0	0	0	0	4	6
Friday	2/14/03	5:45 AM	1	5	2	0	2	0	0	0	0	0	0	0	0	4	14
Friday	2/14/03	6:00 AM	0	3	1	0	0	0	0	0	0	0	0	0	1	3	8
Friday	2/14/03	6:15 AM	1	1	2	0	2	0	0	0	0	0	0	0	0	4	10
Friday	2/14/03	6:30 AM	1	10	1	0	4	0	0	0	0	0	0	0	0	10	26
Friday	2/14/03	6:45 AM	1	3	1	1	3	0	0	0	0	0	0	0	0	14	23
Friday	2/14/03	7:00 AM	0	4	8	0	1	0	0	0	0	0	0	0	0	11	24
Friday	2/14/03	7:15 AM	0	7	2	2	0	0	0	0	0	0	0	0	0	15	26
Friday	2/14/03	7:30 AM	0	7	1	0	1	0	0	0	1	0	0	0	0	27	37
Friday	2/14/03	7:45 AM	3	9	5	1	3	0	1	0	0	0	0	0	0	29	51
Friday	2/14/03	8:00 AM	1	11	4	3	3	0	0	1	0	0	0	0	0	23	46
Friday	2/14/03	8:15 AM	3	11	4	2	2	1	0	2	0	0	0	1	0	27	53
Friday	2/14/03	8:30 AM	3	12	3	0	2	0	0	0	0	0	0	0	1	33	54
Friday	2/14/03	8:45 AM	4	6	8	2	3	2	1	1	0	0	0	0	0	35	62
Friday	2/14/03	9:00 AM	1	9	6	0	4	0	0	1	0	0	0	0	0	35	56
Friday	2/14/03	9:15 AM	3	8	3	1	3	1	0	1	0	0	0	0	0	37	57
Friday	2/14/03	9:30 AM	4	9	8	0	1	0	0	1	0	0	0	0	2	19	44
Friday	2/14/03	9:45 AM	2	12	6	0	2	0	0	3	1	1	0	0	0	37	64
Friday	2/14/03	10:00 AM	2	9	10	1	1	0	0	3	0	0	0	0	1	44	71
Friday	2/14/03	10:15 AM	2	14	4	0	1	0	0	2	0	0	0	0	0	26	49
Friday	2/14/03	10:30 AM	1	15	7	1	2	1	0	0	0	0	0	0	1	26	54
Friday	2/14/03	10:45 AM	2	10	14	4	0	0	0	0	0	0	0	0	0	34	64
Friday	2/14/03	11:00 AM	5	15	8	2	2	0	0	0	0	0	0	0	0	29	61
Friday	2/14/03	11:15 AM	5	23	16	6	1	0	0	1	1	0	0	0	0	33	86
Friday	2/14/03	11:30 AM	2	15	10	2	5	0	0	1	1	0	0	0	1	32	69
Friday	2/14/03	11:45 AM	5	21	12	2	4	0	0	5	0	0	0	0	0	18	67
Friday	2/14/03	12:00 PM	2	20	8	0	4	0	0	4	0	1	0	1	0	25	65
		Total	63	322	174	36	65	5	1	27	3	3	0	2	8	704	1413



Malick & Scherer, P.C. ——— **M&S** ———
Consulting Engineers
Construction Inspectors

One Salem Square, 295 Route 22 East, Whitehouse Station, New Jersey 08889
 Phone (908) 534-4995 Fax (908) 534-0507

ATR LOCATION MAP
 JFK (HUDSON) BLVD SOUTH OF 48 STREET

**PORTWAY EXTENSION
 CONCEPT DEVELOPMENT
 AND
 CSM STUDY**

NOT TO SCALE DATE: 4/2/03

Portway
Union City/ North Bergen, Hudson County

Start Date: 1/30/2003
 Start Time: 3:30:00 PM
 Site Code: 8
 Station ID: 08492
 Location : JFKennedy Blvd. Between 47th & 48th Street
 JFK-SB Rt-Lane

Day	Date	Time	Class 1	Class 2	Class 3	Class 4	Class 5	Class 6	Class 7	Class 8	Class 9	Class 10	Class 11	Class 12	Class 13	Class 14	Total
Thursday	1/30/03	3:30 PM	0	97	9	5	4	0	0	4	0	1	0	0	2	9	131
Thursday	1/30/03	3:45 PM	0	111	20	1	7	0	0	4	1	2	0	0	1	6	153
Thursday	1/30/03	4:00 PM	0	120	15	1	4	0	0	1	0	0	0	0	0	13	154
Thursday	1/30/03	4:15 PM	0	129	11	0	1	0	0	5	0	0	0	0	0	7	153
Thursday	1/30/03	4:30 PM	0	107	15	2	8	0	0	6	0	0	0	0	0	17	155
Thursday	1/30/03	4:45 PM	0	109	10	1	5	0	0	3	0	0	0	0	0	11	139
Thursday	1/30/03	5:00 PM	0	113	12	2	6	0	0	4	0	1	0	0	0	14	152
Thursday	1/30/03	5:15 PM	0	108	8	2	3	0	0	2	1	0	0	1	1	6	132
Thursday	1/30/03	5:30 PM	0	131	6	2	3	0	0	5	0	2	0	0	1	9	159
Thursday	1/30/03	5:45 PM	0	132	9	2	5	0	0	0	0	0	0	0	1	6	155
Thursday	1/30/03	6:00 PM	0	92	11	3	3	0	0	4	0	1	0	2	2	18	136
Thursday	1/30/03	6:15 PM	0	111	15	1	5	0	0	1	0	2	0	0	0	9	144
Thursday	1/30/03	6:30 PM	1	104	13	1	4	0	0	3	1	0	1	1	2	11	142
Thursday	1/30/03	6:45 PM	0	100	11	1	6	0	0	2	0	1	0	1	2	10	134
Thursday	1/30/03	7:00 PM	0	114	14	3	3	0	0	0	0	1	0	0	0	5	140
Thursday	1/30/03	7:15 PM	0	107	15	1	4	0	0	3	0	0	0	0	1	16	147
Thursday	1/30/03	7:30 PM	0	84	8	1	0	0	0	2	0	0	0	0	0	4	99
Thursday	1/30/03	7:45 PM	0	93	4	3	1	0	0	3	0	0	0	1	0	5	110
Thursday	1/30/03	8:00 PM	0	86	6	4	1	0	0	0	0	0	0	0	0	3	100
Thursday	1/30/03	8:15 PM	0	76	7	0	1	0	0	0	0	0	0	0	0	6	90
Thursday	1/30/03	8:30 PM	1	50	9	1	4	0	0	0	0	0	0	0	0	11	76
Thursday	1/30/03	8:45 PM	0	66	4	3	2	0	0	0	0	0	0	0	0	5	80
Thursday	1/30/03	9:00 PM	0	63	6	0	4	0	0	1	0	0	0	0	0	6	80
Thursday	1/30/03	9:15 PM	0	70	9	0	1	0	0	4	0	0	0	0	0	7	91
Thursday	1/30/03	9:30 PM	0	55	7	1	1	0	0	0	0	0	0	0	0	3	67
Thursday	1/30/03	9:45 PM	1	45	16	1	2	0	0	0	0	0	0	0	0	13	78
Thursday	1/30/03	10:00 PM	4	33	7	0	2	1	0	0	0	0	0	0	1	22	70
Thursday	1/30/03	10:15 PM	1	23	7	2	1	1	1	1	0	0	0	0	0	21	58
Thursday	1/30/03	10:30 PM	5	25	5	0	2	3	0	0	0	0	0	0	1	12	53
Thursday	1/30/03	10:45 PM	1	24	3	1	2	0	0	0	0	0	0	0	0	10	41
Thursday	1/30/03	11:00 PM	3	27	4	0	1	0	0	0	0	0	0	0	0	7	42
Thursday	1/30/03	11:15 PM	1	33	4	0	0	1	0	0	0	0	0	0	1	9	49
Thursday	1/30/03	11:30 PM	0	16	1	0	0	1	0	0	0	0	0	0	0	4	22
Thursday	1/30/03	11:45 PM	0	15	6	1	0	0	0	0	0	0	0	0	0	3	25
		Total	18	2669	307	46	96	7	1	58	3	11	1	6	16	318	3557
Friday	1/31/03	12:00 AM	0	18	7	0	1	0	0	0	0	0	0	0	0	0	26
Friday	1/31/03	12:15 AM	0	15	4	0	2	1	0	0	0	0	0	0	0	3	25
Friday	1/31/03	12:30 AM	2	12	4	0	2	0	0	0	0	0	0	0	0	0	20
Friday	1/31/03	12:45 AM	0	11	4	1	1	0	0	0	0	0	0	0	0	1	18
Friday	1/31/03	1:00 AM	0	16	3	1	0	0	0	0	0	0	0	0	0	0	20
Friday	1/31/03	1:15 AM	0	6	2	1	0	0	0	0	0	0	0	0	0	1	10
Friday	1/31/03	1:30 AM	0	3	4	0	0	1	0	0	0	0	0	0	0	1	9
Friday	1/31/03	1:45 AM	0	5	6	0	0	0	0	0	0	0	0	0	0	1	12
Friday	1/31/03	2:00 AM	1	5	5	0	1	0	0	0	0	0	0	0	0	2	14
Friday	1/31/03	2:15 AM	0	1	4	0	2	1	0	0	0	0	0	0	0	2	10
Friday	1/31/03	2:30 AM	0	0	2	0	0	0	1	0	0	0	0	0	0	4	7
Friday	1/31/03	2:45 AM	0	0	1	0	1	0	2	0	0	0	0	0	0	4	6
Friday	1/31/03	3:00 AM	0	0	0	0	0	0	0	0	0	0	0	0	0	1	1
Friday	1/31/03	3:15 AM	0	0	0	0	0	0	0	0	0	0	0	0	0	0	0
Friday	1/31/03	3:30 AM	0	0	0	0	0	0	0	0	0	0	0	0	0	0	0
Friday	1/31/03	3:45 AM	0	0	0	0	0	0	0	0	0	0	0	0	0	0	0
Friday	1/31/03	4:00 AM	0	0	0	0	0	0	0	0	0	0	0	0	0	3	3
Friday	1/31/03	4:15 AM	0	0	0	0	0	0	0	0	0	0	0	0	0	1	1
Friday	1/31/03	4:30 AM	0	0	0	0	0	0	0	0	0	0	0	0	0	0	0
Friday	1/31/03	4:45 AM	0	0	0	0	0	0	0	0	0	0	0	0	0	0	0
Friday	1/31/03	5:00 AM	0	0	0	0	0	0	0	0	0	0	0	0	0	0	0
Friday	1/31/03	5:15 AM	0	0	0	0	0	0	0	0	0	0	0	0	0	1	1
Friday	1/31/03	5:30 AM	0	0	0	0	0	0	0	0	0	0	0	0	0	0	0
Friday	1/31/03	5:45 AM	0	0	0	1	0	0	0	0	0	0	0	0	0	1	2
Friday	1/31/03	6:00 AM	0	0	0	0	0	0	0	0	0	0	0	0	0	1	1
Friday	1/31/03	6:15 AM	0	0	0	0	0	0	0	0	0	0	0	0	0	3	3
Friday	1/31/03	6:30 AM	0	0	0	0	0	0	0	0	0	0	0	0	0	0	0
Friday	1/31/03	6:45 AM	1	0	0	0	0	0	0	0	0	0	0	0	0	2	3
Friday	1/31/03	7:00 AM	0	0	0	0	0	0	0	0	0	0	0	0	0	1	1
Friday	1/31/03	7:15 AM	0	0	0	0	0	0	0	0	0	0	0	0	0	4	4
Friday	1/31/03	7:30 AM	0	0	0	0	0	0	0	0	0	0	0	0	0	0	0
Friday	1/31/03	7:45 AM	0	0	0	0	0	0	0	0	0	0	0	0	0	0	0
Friday	1/31/03	8:00 AM	0	0	0	0	0	0	0	0	0	0	0	0	0	0	0
Friday	1/31/03	8:15 AM	0	0	0	0	0	0	0	0	0	0	0	0	0	1	1
Friday	1/31/03	8:30 AM	0	0	0	0	0	0	0	0	0	0	0	0	0	0	0
Friday	1/31/03	8:45 AM	0	0	0	0	0	0	0	0	0	0	0	0	0	0	0

Portway
Union City/ North Bergen, Hudson County

Start Date: 1/30/2003
Start Time: 3:30:00 PM
Site Code: 8
Station ID: 08492
Location : JFKennedy Blvd. Between 47th & 48th Street
JFK-SB Rt-Lane

Day	Date	Time	Class 1	Class 2	Class 3	Class 4	Class 5	Class 6	Class 7	Class 8	Class 9	Class 10	Class 11	Class 12	Class 13	Class 14	Total
Friday	1/31/03	9:00 AM	0	0	0	0	0	0	0	0	0	0	0	0	0	0	0
Friday	1/31/03	9:15 AM	0	0	0	0	0	0	0	0	0	0	0	0	0	0	0
Friday	1/31/03	9:30 AM	0	0	0	0	0	0	0	0	0	0	0	0	0	0	0
Friday	1/31/03	9:45 AM	0	0	0	0	0	0	0	0	0	0	0	0	0	0	0
Friday	1/31/03	10:00 AM	0	0	0	0	0	0	0	0	0	0	0	0	0	1	1
Friday	1/31/03	10:15 AM	0	1	0	0	0	0	0	0	0	0	0	0	0	0	1
Friday	1/31/03	10:30 AM	0	0	0	0	0	0	0	0	0	0	0	0	0	1	1
Friday	1/31/03	10:45 AM	0	0	0	0	0	0	1	2	0	0	0	0	0	1	4
Friday	1/31/03	11:00 AM	2	5	1	0	1	0	0	0	0	0	0	0	0	1	10
Friday	1/31/03	11:15 AM	0	2	0	0	0	0	0	0	0	0	0	0	0	2	4
Friday	1/31/03	11:30 AM	0	0	0	0	0	0	0	0	0	0	0	0	0	3	3
Friday	1/31/03	11:45 AM	0	11	1	2	0	0	0	0	0	0	0	0	1	4	19
Friday	1/31/03	12:00 PM	0	108	11	2	6	0	0	2	2	2	0	0	0	6	139
Friday	1/31/03	12:15 PM	0	106	12	2	5	1	0	3	0	0	0	0	0	9	138
Friday	1/31/03	12:30 PM	1	107	16	2	8	0	0	1	0	1	0	0	1	10	147
Friday	1/31/03	12:45 PM	0	123	14	1	8	0	0	1	1	1	0	0	0	13	162
Friday	1/31/03	1:00 PM	0	69	15	3	6	1	0	5	3	4	0	0	1	14	121
Friday	1/31/03	1:15 PM	1	116	17	2	7	1	0	2	1	0	0	2	0	7	156
Friday	1/31/03	1:30 PM	0	101	22	5	9	0	0	2	0	0	0	0	1	4	144
Friday	1/31/03	1:45 PM	0	100	20	2	5	0	1	2	0	0	0	0	0	8	138
Friday	1/31/03	2:00 PM	0	99	15	3	7	0	0	3	0	0	0	0	0	1	128
Friday	1/31/03	2:15 PM	0	111	19	5	3	0	0	4	0	1	0	0	1	7	151
Friday	1/31/03	2:30 PM	0	117	20	2	4	1	0	4	0	0	1	1	1	9	160
Friday	1/31/03	2:45 PM	1	101	20	6	6	0	0	3	0	1	0	0	2	4	144
Friday	1/31/03	3:00 PM	0	98	19	6	8	1	0	7	0	0	0	0	1	17	157
Friday	1/31/03	3:15 PM	0	49	8	1	4	0	0	2	0	0	1	2	3	20	90
Friday	1/31/03	3:30 PM	0	101	17	8	7	0	0	4	0	0	1	1	0	16	155
Friday	1/31/03	3:45 PM	0	68	19	1	6	0	0	2	1	3	0	0	5	6	111
Friday	1/31/03	4:00 PM	0	114	19	3	3	0	0	4	0	0	0	0	1	10	154
Friday	1/31/03	4:15 PM	1	116	22	1	5	0	0	3	1	1	0	0	0	7	157
Friday	1/31/03	4:30 PM	0	117	16	2	5	0	0	3	1	2	0	0	0	10	156
Friday	1/31/03	4:45 PM	0	88	19	3	3	0	0	4	0	1	0	0	2	5	125
Friday	1/31/03	5:00 PM	0	120	16	1	3	0	0	6	0	1	0	0	0	11	158
Friday	1/31/03	5:15 PM	0	97	14	2	6	0	0	0	1	2	0	0	1	8	131
Friday	1/31/03	5:30 PM	0	135	18	3	3	0	1	4	0	0	0	0	0	6	170
Friday	1/31/03	5:45 PM	0	98	21	2	4	0	0	4	0	1	0	1	1	6	138
Friday	1/31/03	6:00 PM	0	110	29	2	3	0	0	1	0	0	0	0	0	13	158
Friday	1/31/03	6:15 PM	12	85	12	2	5	2	0	4	1	1	0	0	0	29	153
Friday	1/31/03	6:30 PM	4	109	8	2	1	2	0	0	0	0	0	0	0	23	149
Friday	1/31/03	6:45 PM	4	69	14	1	4	1	0	1	1	1	0	0	0	24	120
Friday	1/31/03	7:00 PM	2	74	12	1	3	0	0	0	0	0	0	0	0	18	110
Friday	1/31/03	7:15 PM	1	53	12	2	2	1	0	1	1	1	0	1	0	36	111
Friday	1/31/03	7:30 PM	1	84	10	1	3	1	0	2	0	0	0	0	0	25	127
Friday	1/31/03	7:45 PM	1	77	11	1	1	0	0	0	0	0	0	0	0	15	106
Friday	1/31/03	8:00 PM	2	86	14	1	4	0	0	0	0	0	0	0	0	13	120
Friday	1/31/03	8:15 PM	0	79	10	1	1	1	0	1	0	0	0	0	0	14	107
Friday	1/31/03	8:30 PM	1	88	9	1	1	1	0	1	0	0	0	0	0	12	114
Friday	1/31/03	8:45 PM	2	72	9	2	2	0	0	0	0	0	0	0	0	12	99
Friday	1/31/03	9:00 PM	0	62	11	1	1	1	0	1	0	0	0	0	0	14	91
Friday	1/31/03	9:15 PM	1	56	8	1	2	1	0	0	0	0	0	0	0	16	85
Friday	1/31/03	9:30 PM	4	71	7	1	0	1	0	0	0	0	0	0	0	11	95
Friday	1/31/03	9:45 PM	1	55	7	1	0	1	0	0	0	0	0	0	0	12	77
Friday	1/31/03	10:00 PM	0	57	11	0	0	1	0	1	0	0	0	0	0	11	81
Friday	1/31/03	10:15 PM	1	51	9	3	1	1	0	0	0	1	0	0	0	12	79
Friday	1/31/03	10:30 PM	2	64	4	0	0	0	0	0	0	0	0	0	0	12	82
Friday	1/31/03	10:45 PM	1	58	6	2	1	0	0	0	0	0	0	0	0	8	76
Friday	1/31/03	11:00 PM	0	44	10	0	0	0	0	0	0	0	0	0	0	8	62
Friday	1/31/03	11:15 PM	1	41	6	0	1	0	0	0	0	0	0	0	0	13	62
Friday	1/31/03	11:30 PM	1	34	7	0	0	2	0	2	0	0	0	0	0	8	54
Friday	1/31/03	11:45 PM	0	35	3	1	1	0	0	0	0	0	0	0	0	5	45
		Total	52	4184	696	101	179	25	4	92	14	25	3	8	22	629	6034
Saturday	2/1/03	12:00 AM	0	33	7	0	0	0	0	0	0	0	0	0	0	4	44
Saturday	2/1/03	12:15 AM	0	32	1	0	0	1	0	1	0	0	0	0	0	7	42
Saturday	2/1/03	12:30 AM	0	49	5	0	1	0	0	1	0	0	0	0	0	11	67
Saturday	2/1/03	12:45 AM	0	27	4	0	0	0	0	0	0	0	0	0	0	2	33
Saturday	2/1/03	1:00 AM	0	30	3	0	0	0	0	0	0	0	0	0	0	5	38
Saturday	2/1/03	1:15 AM	0	23	3	1	0	1	0	0	0	0	0	0	0	1	29
Saturday	2/1/03	1:30 AM	0	13	6	0	1	0	0	0	0	0	0	0	0	3	23
Saturday	2/1/03	1:45 AM	0	29	2	0	0	0	0	0	0	0	0	0	0	4	35
Saturday	2/1/03	2:00 AM	0	19	1	0	0	0	0	0	0	0	0	0	0	3	23
Saturday	2/1/03	2:15 AM	0	10	0	0	0	0	0	0	0	0	0	0	0	2	12
Saturday	2/1/03	2:30 AM	1	24	2	0	0	1	0	0	0	0	0	0	0	2	30

Portway
Union City/ North Bergen, Hudson County

Start Date: 1/30/2003
 Start Time: 3:30:00 PM
 Site Code: 8
 Station ID: 08492
 Location : JFKennedy Blvd. Between 47th & 48th Street
 JFK-SB Rt-Lane

Day	Date	Time	Class 1	Class 2	Class 3	Class 4	Class 5	Class 6	Class 7	Class 8	Class 9	Class 10	Class 11	Class 12	Class 13	Class 14	Total
Saturday	2/1/03	2:45 AM	1	13	5	0	0	0	0	0	0	0	0	0	0	2	21
Saturday	2/1/03	3:00 AM	1	25	2	0	0	1	1	0	0	0	0	0	0	7	37
Saturday	2/1/03	3:15 AM	0	12	6	0	2	1	0	0	0	0	0	0	0	3	24
Saturday	2/1/03	3:30 AM	0	13	4	0	0	0	0	0	0	0	0	0	0	1	18
Saturday	2/1/03	3:45 AM	0	16	7	0	0	1	0	0	0	0	0	0	0	1	25
Saturday	2/1/03	4:00 AM	0	6	4	1	0	0	0	0	0	0	0	0	0	2	13
Saturday	2/1/03	4:15 AM	0	6	5	0	0	0	0	0	0	0	0	0	0	0	11
Saturday	2/1/03	4:30 AM	1	7	6	0	0	0	0	0	0	0	0	0	0	1	15
Saturday	2/1/03	4:45 AM	1	8	4	0	0	1	0	0	0	0	0	0	0	3	17
Saturday	2/1/03	5:00 AM	0	5	7	0	0	0	0	0	0	0	0	0	0	3	15
Saturday	2/1/03	5:15 AM	0	8	4	1	0	1	0	0	0	0	0	0	0	5	19
Saturday	2/1/03	5:30 AM	0	4	11	0	0	0	0	0	0	0	0	0	0	4	19
Saturday	2/1/03	5:45 AM	0	13	8	0	2	0	0	0	0	0	0	0	0	4	27
Saturday	2/1/03	6:00 AM	1	7	11	0	0	1	0	0	0	0	0	0	0	3	23
Saturday	2/1/03	6:15 AM	1	10	9	0	0	0	0	0	0	0	0	0	0	5	25
Saturday	2/1/03	6:30 AM	0	10	14	2	3	0	0	0	0	0	0	0	0	10	39
Saturday	2/1/03	6:45 AM	0	10	11	0	2	1	1	1	0	0	0	0	0	10	36
Saturday	2/1/03	7:00 AM	1	13	11	0	2	0	0	0	0	0	0	0	0	13	40
Saturday	2/1/03	7:15 AM	1	16	17	1	3	1	0	0	1	0	0	0	1	8	49
Saturday	2/1/03	7:30 AM	3	16	10	2	2	0	0	0	0	0	0	0	0	10	43
Saturday	2/1/03	7:45 AM	3	23	15	0	5	1	0	0	0	0	0	0	0	9	56
Saturday	2/1/03	8:00 AM	3	21	16	2	3	1	0	0	0	0	0	0	0	11	57
Saturday	2/1/03	8:15 AM	2	15	20	1	2	2	0	0	0	0	0	0	0	13	55
Saturday	2/1/03	8:30 AM	5	13	30	1	9	2	0	0	0	0	0	0	0	12	72
Saturday	2/1/03	8:45 AM	4	18	45	0	2	1	0	0	0	0	0	0	0	18	88
Saturday	2/1/03	9:00 AM	2	18	35	1	8	0	0	0	0	0	0	0	0	14	78
Saturday	2/1/03	9:15 AM	4	15	35	0	6	2	0	0	0	0	0	0	0	24	86
Saturday	2/1/03	9:30 AM	2	15	46	1	5	1	0	0	0	0	0	0	0	25	95
Saturday	2/1/03	9:45 AM	3	13	39	0	6	0	0	0	0	0	0	0	0	27	88
Saturday	2/1/03	10:00 AM	5	14	49	1	6	2	0	0	0	0	0	0	0	26	103
Saturday	2/1/03	10:15 AM	0	34	38	1	1	0	1	0	0	0	0	0	0	17	92
Saturday	2/1/03	10:30 AM	1	15	37	4	6	1	0	0	0	0	0	0	0	16	80
Saturday	2/1/03	10:45 AM	0	18	45	2	10	1	0	2	0	0	0	0	0	15	93
Saturday	2/1/03	11:00 AM	2	19	51	1	4	3	0	1	0	0	0	0	0	16	97
Saturday	2/1/03	11:15 AM	2	9	57	1	19	0	0	0	0	0	0	0	0	35	123
Saturday	2/1/03	11:30 AM	4	5	20	3	47	5	0	0	0	0	0	0	0	33	117
Saturday	2/1/03	11:45 AM	2	0	1	54	16	0	0	0	0	0	0	0	0	51	124
Saturday	2/1/03	12:00 PM	0	1	0	0	0	0	0	0	0	0	0	0	0	10	11
Note: No data due to broken tubes																	
Saturday	2/1/03	12:15 PM	0	0	0	0	0	0	0	0	0	0	0	0	0	0	0
Saturday	2/1/03	12:30 PM	0	0	0	0	0	0	0	0	0	0	0	0	0	0	0
Saturday	2/1/03	12:45 PM	0	0	0	0	0	0	0	0	0	0	0	0	0	0	0
Saturday	2/1/03	1:00 PM	0	0	0	0	0	0	0	0	0	0	0	0	0	0	0
Saturday	2/1/03	1:15 PM	0	0	0	0	0	0	0	0	0	0	0	0	0	0	0
Saturday	2/1/03	1:30 PM	0	0	0	0	0	0	0	0	0	0	0	0	0	0	0
Saturday	2/1/03	1:45 PM	0	0	0	0	0	0	0	0	0	0	0	0	0	0	0
Saturday	2/1/03	2:00 PM	0	0	0	0	0	0	0	0	0	0	0	0	0	0	0
Saturday	2/1/03	2:15 PM	0	0	0	0	0	0	0	0	0	0	0	0	0	0	0
Saturday	2/1/03	2:30 PM	0	0	0	0	0	0	0	0	0	0	0	0	0	0	0
Saturday	2/1/03	2:45 PM	0	0	0	0	0	0	0	0	0	0	0	0	0	0	0
Saturday	2/1/03	3:00 PM	0	0	0	0	0	0	0	0	0	0	0	0	0	0	0
Saturday	2/1/03	3:15 PM	0	0	0	0	0	0	0	0	0	0	0	0	0	0	0
Saturday	2/1/03	3:30 PM	0	0	0	0	0	0	0	0	0	0	0	0	0	0	0
Saturday	2/1/03	3:45 PM	0	0	0	0	0	0	0	0	0	0	0	0	0	0	0
Saturday	2/1/03	4:00 PM	0	0	0	0	0	0	0	0	0	0	0	0	0	0	0
Saturday	2/1/03	4:15 PM	0	0	0	0	0	0	0	0	0	0	0	0	0	0	0
Saturday	2/1/03	4:30 PM	0	0	0	0	0	0	0	0	0	0	0	0	0	0	0
Saturday	2/1/03	4:45 PM	0	0	0	0	0	0	0	0	0	0	0	0	0	0	0
Saturday	2/1/03	5:00 PM	0	0	0	0	0	0	0	0	0	0	0	0	0	0	0
Saturday	2/1/03	5:15 PM	0	0	0	0	0	0	0	0	0	0	0	0	0	0	0
Saturday	2/1/03	5:30 PM	0	0	0	0	0	0	0	0	0	0	0	0	0	0	0
Saturday	2/1/03	5:45 PM	0	0	0	0	0	0	0	0	0	0	0	0	0	0	0
Saturday	2/1/03	6:00 PM	0	0	0	0	0	0	0	0	0	0	0	0	0	0	0
Saturday	2/1/03	6:15 PM	0	0	0	0	0	0	0	0	0	0	0	0	0	0	0
Saturday	2/1/03	6:30 PM	0	0	0	0	0	0	0	0	0	0	0	0	0	0	0
Saturday	2/1/03	6:45 PM	0	0	0	0	0	0	0	0	0	0	0	0	0	0	0
Saturday	2/1/03	7:00 PM	0	0	0	0	0	0	0	0	0	0	0	0	0	0	0
Saturday	2/1/03	7:15 PM	0	0	0	0	0	0	0	0	0	0	0	0	0	0	0
Saturday	2/1/03	7:30 PM	0	0	0	0	0	0	0	0	0	0	0	0	0	0	0
Saturday	2/1/03	7:45 PM	0	0	0	0	0	0	0	0	0	0	0	0	0	0	0
Saturday	2/1/03	8:00 PM	0	0	0	0	0	0	0	0	0	0	0	0	0	0	0

Portway
Union City/ North Bergen, Hudson County

Start Date: 1/30/2003
 Start Time: 3:30:00 PM
 Site Code: 8
 Station ID: 08492
 Location : JFKennedy Blvd. Between 47th & 48th Street
 JFK-SB Rt-Lane

Day	Date	Time	Class 1	Class 2	Class 3	Class 4	Class 5	Class 6	Class 7	Class 8	Class 9	Class 10	Class 11	Class 12	Class 13	Class 14	Total
Saturday	2/1/03	8:15 PM	0	0	0	0	0	0	0	0	0	0	0	0	0	0	0
Saturday	2/1/03	8:30 PM	0	0	0	0	0	0	0	0	0	0	0	0	0	0	0
Saturday	2/1/03	8:45 PM	0	0	0	0	0	0	0	0	0	0	0	0	0	0	0
Saturday	2/1/03	9:00 PM	0	0	0	0	0	0	0	0	0	0	0	0	0	0	0
Saturday	2/1/03	9:15 PM	0	0	0	0	0	0	0	0	0	0	0	0	0	0	0
Saturday	2/1/03	9:30 PM	0	0	0	0	0	0	0	0	0	0	0	0	0	0	0
Saturday	2/1/03	9:45 PM	0	0	0	0	0	0	0	0	0	0	0	0	0	0	0
Saturday	2/1/03	10:00 PM	0	0	0	0	0	0	0	0	0	0	0	0	0	0	0
Saturday	2/1/03	10:15 PM	0	0	0	0	0	0	0	0	0	0	0	0	0	0	0
Saturday	2/1/03	10:30 PM	0	0	0	0	0	0	0	0	0	0	0	0	0	0	0
Saturday	2/1/03	10:45 PM	0	0	0	0	0	0	0	0	0	0	0	0	0	0	0
Saturday	2/1/03	11:00 PM	0	0	0	0	0	0	0	0	0	0	0	0	0	0	0
Saturday	2/1/03	11:15 PM	0	0	0	0	0	0	0	0	0	0	0	0	0	0	0
Saturday	2/1/03	11:30 PM	0	0	0	0	0	0	0	0	0	0	0	0	0	0	0
Saturday	2/1/03	11:45 PM	0	0	0	0	0	0	0	0	0	0	0	0	0	0	0
		Total	56	773	769	81	173	33	2	7	1	0	0	0	1	511	2407
Sunday	2/2/03	12:00 AM	0	0	0	0	0	0	0	0	0	0	0	0	0	0	0
Sunday	2/2/03	12:15 AM	0	0	0	0	0	0	0	0	0	0	0	0	0	0	0
Sunday	2/2/03	12:30 AM	0	0	0	0	0	0	0	0	0	0	0	0	0	0	0
Sunday	2/2/03	12:45 AM	0	0	0	0	0	0	0	0	0	0	0	0	0	0	0
Sunday	2/2/03	1:00 AM	0	0	0	0	0	0	0	0	0	0	0	0	0	0	0
Sunday	2/2/03	1:15 AM	0	0	0	0	0	0	0	0	0	0	0	0	0	0	0
Sunday	2/2/03	1:30 AM	0	0	0	0	0	0	0	0	0	0	0	0	0	0	0
Sunday	2/2/03	1:45 AM	0	0	0	0	0	0	0	0	0	0	0	0	0	0	0
Sunday	2/2/03	2:00 AM	0	0	0	0	0	0	0	0	0	0	0	0	0	0	0
Sunday	2/2/03	2:15 AM	0	0	0	0	0	0	0	0	0	0	0	0	0	0	0
Sunday	2/2/03	2:30 AM	0	0	0	0	0	0	0	0	0	0	0	0	0	0	0
Sunday	2/2/03	2:45 AM	0	0	0	0	0	0	0	0	0	0	0	0	0	0	0
Sunday	2/2/03	3:00 AM	0	0	0	0	0	0	0	0	0	0	0	0	0	0	0
Sunday	2/2/03	3:15 AM	0	0	0	0	0	0	0	0	0	0	0	0	0	0	0
Sunday	2/2/03	3:30 AM	0	0	0	0	0	0	0	0	0	0	0	0	0	0	0
Sunday	2/2/03	3:45 AM	0	0	0	0	0	0	0	0	0	0	0	0	0	0	0
Sunday	2/2/03	4:00 AM	0	0	0	0	0	0	0	0	0	0	0	0	0	0	0
Sunday	2/2/03	4:15 AM	0	0	0	0	0	0	0	0	0	0	0	0	0	0	0
Sunday	2/2/03	4:30 AM	0	0	0	0	0	0	0	0	0	0	0	0	0	0	0
Sunday	2/2/03	4:45 AM	0	0	0	0	0	0	0	0	0	0	0	0	0	0	0
Sunday	2/2/03	5:00 AM	0	0	0	0	0	0	0	0	0	0	0	0	0	0	0
Sunday	2/2/03	5:15 AM	0	0	0	0	0	0	0	0	0	0	0	0	0	0	0
Sunday	2/2/03	5:30 AM	0	0	0	0	0	0	0	0	0	0	0	0	0	0	0
Sunday	2/2/03	5:45 AM	0	0	0	0	0	0	0	0	0	0	0	0	0	0	0
Sunday	2/2/03	6:00 AM	0	0	0	0	0	0	0	0	0	0	0	0	0	0	0
Sunday	2/2/03	6:15 AM	0	0	0	0	0	0	0	0	0	0	0	0	0	0	0
Sunday	2/2/03	6:30 AM	0	0	0	0	0	0	0	0	0	0	0	0	0	0	0
Sunday	2/2/03	6:45 AM	0	0	0	0	0	0	0	0	0	0	0	0	0	0	0
Sunday	2/2/03	7:00 AM	0	0	0	0	0	0	0	0	0	0	0	0	0	0	0
Sunday	2/2/03	7:15 AM	0	0	0	0	0	0	0	0	0	0	0	0	0	0	0
Sunday	2/2/03	7:30 AM	0	0	0	0	0	0	0	0	0	0	0	0	0	0	0
Sunday	2/2/03	7:45 AM	0	0	0	0	0	0	0	0	0	0	0	0	0	0	0
Sunday	2/2/03	8:00 AM	0	0	0	0	0	0	0	0	0	0	0	0	0	0	0
Sunday	2/2/03	8:15 AM	0	0	0	0	0	0	0	0	0	0	0	0	0	0	0
Sunday	2/2/03	8:30 AM	0	0	0	0	0	0	0	0	0	0	0	0	0	0	0
Sunday	2/2/03	8:45 AM	0	0	0	0	0	0	0	0	0	0	0	0	0	0	0
Sunday	2/2/03	9:00 AM	0	0	0	0	0	0	0	0	0	0	0	0	0	0	0
Sunday	2/2/03	9:15 AM	0	0	0	0	0	0	0	0	0	0	0	0	0	0	0
Sunday	2/2/03	9:30 AM	0	0	0	0	0	0	0	0	0	0	0	0	0	0	0
Sunday	2/2/03	9:45 AM	0	0	0	0	0	0	0	0	0	0	0	0	0	0	0
Sunday	2/2/03	10:00 AM	0	0	0	0	0	0	0	0	0	0	0	0	0	0	0
Sunday	2/2/03	10:15 AM	0	0	0	0	0	0	0	0	0	0	0	0	0	0	0
Sunday	2/2/03	10:30 AM	0	0	0	0	0	0	0	0	0	0	0	0	0	0	0
Sunday	2/2/03	10:45 AM	0	0	0	0	0	0	0	0	0	0	0	0	0	0	0
Sunday	2/2/03	11:00 AM	0	0	0	0	0	0	0	0	0	0	0	0	0	0	0
Sunday	2/2/03	11:15 AM	0	0	0	0	0	0	0	0	0	0	0	0	0	0	0
Sunday	2/2/03	11:30 AM	0	0	0	0	0	0	0	0	0	0	0	0	0	0	0
Sunday	2/2/03	11:45 AM	0	0	0	0	0	0	0	0	0	0	0	0	0	0	0
Sunday	2/2/03	12:00 PM	0	0	0	0	0	0	0	0	0	0	0	0	0	0	0
Sunday	2/2/03	12:15 PM	0	0	0	0	0	0	0	0	0	0	0	0	0	0	0
Sunday	2/2/03	12:30 PM	0	0	0	0	0	0	0	0	0	0	0	0	0	0	0
Sunday	2/2/03	12:45 PM	0	0	0	0	0	0	0	0	0	0	0	0	0	0	0
Sunday	2/2/03	1:00 PM	0	0	0	0	0	0	0	0	0	0	0	0	0	0	0
Sunday	2/2/03	1:15 PM	0	0	0	0	0	0	0	0	0	0	0	0	0	0	0
Sunday	2/2/03	1:30 PM	0	0	0	0	0	0	0	0	0	0	0	0	0	0	0
Sunday	2/2/03	1:45 PM	0	0	0	0	0	0	0	0	0	0	0	0	0	0	0

Portway
Union City/ North Bergen, Hudson County

Start Date: 1/30/2003
 Start Time: 3:30:00 PM
 Site Code: 8
 Station ID: 08492
 Location : JFKennedy Blvd. Between 47th & 48th Street
 JFK-SB Rt-Lane

Day	Date	Time	Class 1	Class 2	Class 3	Class 4	Class 5	Class 6	Class 7	Class 8	Class 9	Class 10	Class 11	Class 12	Class 13	Class 14	Total
Sunday	2/2/03	2:00 PM	0	0	0	0	0	0	0	0	0	0	0	0	0	0	0
Sunday	2/2/03	2:15 PM	0	0	0	0	0	0	0	0	0	0	0	0	0	0	0
Sunday	2/2/03	2:30 PM	0	0	0	0	0	0	0	0	0	0	0	0	0	1	1
Sunday	2/2/03	2:45 PM	0	0	0	0	0	0	0	0	0	0	0	0	0	0	0
Sunday	2/2/03	3:00 PM	0	0	0	0	0	0	0	0	0	0	0	0	0	1	1
Sunday	2/2/03	3:15 PM	0	0	0	0	0	0	0	0	0	0	0	0	0	1	1
Sunday	2/2/03	3:30 PM	0	0	0	0	0	0	0	0	0	0	0	0	0	0	0
Sunday	2/2/03	3:45 PM	0	0	0	0	0	0	0	0	0	0	0	0	0	0	0
Sunday	2/2/03	4:00 PM	0	0	0	0	0	0	0	0	0	0	0	0	0	0	0
Sunday	2/2/03	4:15 PM	0	0	0	0	0	0	0	0	0	0	0	0	0	0	0
Sunday	2/2/03	4:30 PM	0	0	0	0	0	0	0	0	0	0	0	0	0	0	0
Sunday	2/2/03	4:45 PM	0	0	0	0	0	0	0	0	0	0	0	0	0	0	0
Sunday	2/2/03	5:00 PM	0	0	0	0	0	0	0	0	0	0	0	0	0	0	0
Sunday	2/2/03	5:15 PM	0	0	0	0	0	0	0	0	0	0	0	0	0	0	0
Sunday	2/2/03	5:30 PM	0	0	0	0	0	0	0	0	0	0	0	0	0	0	0
Sunday	2/2/03	5:45 PM	0	0	0	0	0	0	0	0	0	0	0	0	0	0	0
Sunday	2/2/03	6:00 PM	0	0	0	0	0	0	0	0	0	0	0	0	0	0	0
Sunday	2/2/03	6:15 PM	0	0	0	0	0	0	0	0	0	0	0	0	0	0	0
Sunday	2/2/03	6:30 PM	0	0	0	0	0	0	0	0	0	0	0	0	0	0	0
Sunday	2/2/03	6:45 PM	0	0	0	0	0	0	0	0	0	0	0	0	0	0	0
Sunday	2/2/03	7:00 PM	0	0	0	0	0	0	0	0	0	0	0	0	0	0	0
Sunday	2/2/03	7:15 PM	0	0	0	0	0	0	0	0	0	0	0	0	0	0	0
Sunday	2/2/03	7:30 PM	0	0	0	0	0	0	0	0	0	0	0	0	0	0	0
Sunday	2/2/03	7:45 PM	0	0	0	0	0	0	0	0	0	0	0	0	0	0	0
Sunday	2/2/03	8:00 PM	0	0	0	0	0	0	0	0	0	0	0	0	0	0	0
Sunday	2/2/03	8:15 PM	0	0	0	0	0	0	0	0	0	0	0	0	0	0	0
Sunday	2/2/03	8:30 PM	0	0	0	0	0	0	0	0	0	0	0	0	0	0	0
Sunday	2/2/03	8:45 PM	0	0	0	0	0	0	0	0	0	0	0	0	0	0	0
Sunday	2/2/03	9:00 PM	0	0	0	0	0	0	0	0	0	0	0	0	0	0	0
Sunday	2/2/03	9:15 PM	0	0	0	0	0	0	0	0	0	0	0	0	0	0	0
Sunday	2/2/03	9:30 PM	0	0	0	0	0	0	0	0	0	0	0	0	0	0	0
Sunday	2/2/03	9:45 PM	0	0	0	0	0	0	0	0	0	0	0	0	0	0	0
Sunday	2/2/03	10:00 PM	0	0	0	0	0	0	0	0	0	0	0	0	0	0	0
Sunday	2/2/03	10:15 PM	0	0	0	0	0	0	0	0	0	0	0	0	0	0	0
Sunday	2/2/03	10:30 PM	0	0	0	0	0	0	0	0	0	0	0	0	0	0	0
Sunday	2/2/03	10:45 PM	0	0	0	0	0	0	0	0	0	0	0	0	0	0	0
Sunday	2/2/03	11:00 PM	0	0	0	0	0	0	0	0	0	0	0	0	0	0	0
Sunday	2/2/03	11:15 PM	0	0	0	0	0	0	0	0	0	0	0	0	0	0	0
Sunday	2/2/03	11:30 PM	0	0	0	0	0	0	0	0	0	0	0	0	0	0	0
Sunday	2/2/03	11:45 PM	0	0	0	0	0	0	0	0	0	0	0	0	0	0	0
		Total	0	0	0	0	0	0	0	0	0	0	0	0	0	3	3
Monday	2/3/03	12:00 AM	0	0	0	0	0	0	0	0	0	0	0	0	0	0	0
Monday	2/3/03	12:15 AM	0	0	0	0	0	0	0	0	0	0	0	0	0	0	0
Monday	2/3/03	12:30 AM	0	0	0	0	0	0	0	0	0	0	0	0	0	0	0
Monday	2/3/03	12:45 AM	0	0	0	0	0	0	0	0	0	0	0	0	0	0	0
Monday	2/3/03	1:00 AM	0	0	0	0	0	0	0	0	0	0	0	0	0	0	0
Monday	2/3/03	1:15 AM	0	0	0	0	0	0	0	0	0	0	0	0	0	0	0
Monday	2/3/03	1:30 AM	0	0	0	0	0	0	0	0	0	0	0	0	0	0	0
Monday	2/3/03	1:45 AM	0	0	0	0	0	0	0	0	0	0	0	0	0	0	0
Monday	2/3/03	2:00 AM	0	0	0	0	0	0	0	0	0	0	0	0	0	0	0
Monday	2/3/03	2:15 AM	0	0	0	0	0	0	0	0	0	0	0	0	0	0	0
Monday	2/3/03	2:30 AM	0	0	0	0	0	0	0	0	0	0	0	0	0	0	0
Monday	2/3/03	2:45 AM	0	0	0	0	0	0	0	0	0	0	0	0	0	0	0
Monday	2/3/03	3:00 AM	0	0	0	0	0	0	0	0	0	0	0	0	0	0	0
Monday	2/3/03	3:15 AM	0	0	0	0	0	0	0	0	0	0	0	0	0	0	0
Monday	2/3/03	3:30 AM	0	0	0	0	0	0	0	0	0	0	0	0	0	0	0
Monday	2/3/03	3:45 AM	0	0	0	0	0	0	0	0	0	0	0	0	0	0	0
Monday	2/3/03	4:00 AM	0	0	0	0	0	0	0	0	0	0	0	0	0	0	0
Monday	2/3/03	4:15 AM	0	0	0	0	0	0	0	0	0	0	0	0	0	0	0
Monday	2/3/03	4:30 AM	0	0	0	0	0	0	0	0	0	0	0	0	0	0	0
Monday	2/3/03	4:45 AM	0	0	0	0	0	0	0	0	0	0	0	0	0	0	0
Monday	2/3/03	5:00 AM	0	0	0	0	0	0	0	0	0	0	0	0	0	0	0
Monday	2/3/03	5:15 AM	0	0	0	0	0	0	0	0	0	0	0	0	0	0	0
Monday	2/3/03	5:30 AM	0	0	0	0	0	0	0	0	0	0	0	0	0	0	0
Monday	2/3/03	5:45 AM	0	0	0	0	0	0	0	0	0	0	0	0	0	0	0
Monday	2/3/03	6:00 AM	0	0	0	0	0	0	0	0	0	0	0	0	0	0	0
Monday	2/3/03	6:15 AM	0	0	0	0	0	0	0	0	0	0	0	0	0	0	0
Monday	2/3/03	6:30 AM	0	0	0	0	0	0	0	0	0	0	0	0	0	0	0
Monday	2/3/03	6:45 AM	0	0	0	0	0	0	0	0	0	0	0	0	0	0	0
Monday	2/3/03	7:00 AM	0	0	0	0	0	0	0	0	0	0	0	0	0	0	0
Monday	2/3/03	7:15 AM	0	0	0	0	0	0	0	0	0	0	0	0	0	0	0

Portway
Union City/ North Bergen, Hudson County

Start Date: 1/30/2003
Start Time: 3:30:00 PM
Site Code: 8
Station ID: 08492
Location : JFKennedy Blvd. Between 47th & 48th Street
JFK-SB Rt-Lane

Day	Date	Time	Class 1	Class 2	Class 3	Class 4	Class 5	Class 6	Class 7	Class 8	Class 9	Class 10	Class 11	Class 12	Class 13	Class 14	Total
Monday	2/3/03	7:30 AM	0	0	0	0	0	0	0	0	0	0	0	0	0	0	0
Monday	2/3/03	7:45 AM	0	0	0	0	0	0	0	0	0	0	0	0	0	0	0
Monday	2/3/03	8:00 AM	0	0	0	0	0	0	0	0	0	0	0	0	0	0	0
Monday	2/3/03	8:15 AM	0	0	0	0	0	0	0	0	0	0	0	0	0	0	0
Monday	2/3/03	8:30 AM	0	0	0	0	0	0	0	0	0	0	0	0	0	0	0
Monday	2/3/03	8:45 AM	0	0	0	0	0	0	0	0	0	0	0	0	0	0	0
Monday	2/3/03	9:00 AM	0	0	0	0	0	0	0	0	0	0	0	0	0	0	0
Monday	2/3/03	9:15 AM	0	0	0	0	0	0	0	0	0	0	0	0	0	0	0
Monday	2/3/03	9:30 AM	0	0	0	0	0	0	0	0	0	0	0	0	0	0	0
Monday	2/3/03	9:45 AM	0	0	0	0	0	0	0	0	0	0	0	0	0	0	0
Monday	2/3/03	10:00 AM	0	0	0	0	0	0	0	0	0	0	0	0	0	0	0
Monday	2/3/03	10:15 AM	0	0	0	0	0	0	0	0	0	0	0	0	0	0	0
Monday	2/3/03	10:30 AM	0	0	0	0	0	0	0	0	0	0	0	0	0	0	0
Monday	2/3/03	10:45 AM	0	0	0	0	0	0	0	0	0	0	0	0	0	0	0
Monday	2/3/03	11:00 AM	0	0	0	0	0	0	0	0	0	0	0	0	0	0	0
Monday	2/3/03	11:15 AM	0	0	0	0	0	0	0	0	0	0	0	0	0	0	0
Monday	2/3/03	11:30 AM	0	0	0	0	0	0	0	0	0	0	0	0	0	0	0
Monday	2/3/03	11:45 AM	0	0	0	0	0	0	0	0	0	0	0	0	0	0	0
Monday	2/3/03	12:00 PM	0	0	0	0	0	0	0	0	0	0	0	0	0	0	0
Monday	2/3/03	12:15 PM	0	0	0	0	0	0	0	0	0	0	0	0	0	0	0
Monday	2/3/03	12:30 PM	0	0	0	0	0	0	0	0	0	0	0	0	0	0	0
Monday	2/3/03	12:45 PM	0	0	0	0	0	0	0	0	0	0	0	0	0	0	0
Note: incorrect classification due to broken tubes																	
Monday	2/3/03	1:00 PM	1	1	1	0	0	0	0	0	0	0	0	0	2	105	110
Monday	2/3/03	1:15 PM	1	0	0	0	0	0	0	0	0	0	0	0	2	146	149
Monday	2/3/03	1:30 PM	2	0	0	0	0	0	0	0	0	0	0	0	2	127	131
Monday	2/3/03	1:45 PM	1	0	0	1	0	0	0	0	0	0	0	0	1	129	132
Monday	2/3/03	2:00 PM	0	0	0	0	0	0	0	0	0	0	0	0	2	153	155
Monday	2/3/03	2:15 PM	0	0	0	0	0	0	0	0	0	0	0	0	1	153	154
Monday	2/3/03	2:30 PM	0	0	0	0	0	0	0	0	0	0	0	0	0	162	162
Monday	2/3/03	2:45 PM	0	0	0	0	0	0	0	0	0	0	0	0	2	141	143
Monday	2/3/03	3:00 PM	2	0	0	0	0	0	0	0	0	0	0	0	2	146	150
Monday	2/3/03	3:15 PM	0	0	0	0	0	0	0	0	0	0	0	0	2	153	155
Monday	2/3/03	3:30 PM	0	0	0	0	0	0	0	0	0	0	0	0	0	173	173
Monday	2/3/03	3:45 PM	2	0	0	0	0	0	0	0	0	0	0	0	1	142	145
Monday	2/3/03	4:00 PM	0	0	0	0	0	0	0	0	0	0	0	0	0	158	158
Monday	2/3/03	4:15 PM	0	0	0	0	0	0	0	0	0	0	0	0	0	168	168
Monday	2/3/03	4:30 PM	1	0	0	0	0	0	0	0	0	0	0	0	0	169	170
Monday	2/3/03	4:45 PM	0	0	0	0	0	0	0	0	0	0	0	0	2	165	167
Monday	2/3/03	5:00 PM	0	0	0	0	0	0	0	0	0	0	0	0	0	163	163
Monday	2/3/03	5:15 PM	1	0	0	0	0	0	0	0	0	0	0	0	1	166	168
Monday	2/3/03	5:30 PM	1	0	0	0	0	0	0	0	0	0	0	0	0	175	176
Monday	2/3/03	5:45 PM	0	0	0	0	0	0	0	0	0	0	0	0	0	162	162
Monday	2/3/03	6:00 PM	1	0	0	0	0	0	0	0	0	0	0	0	0	184	185
Monday	2/3/03	6:15 PM	0	0	0	0	0	0	0	0	0	0	0	0	0	163	163
Monday	2/3/03	6:30 PM	0	0	0	0	0	0	0	0	0	0	0	0	0	161	161
Monday	2/3/03	6:45 PM	0	0	0	0	0	0	0	0	0	0	0	0	1	154	155
Monday	2/3/03	7:00 PM	1	0	0	0	0	0	0	0	0	0	0	0	0	137	138
Monday	2/3/03	7:15 PM	0	0	0	0	0	0	0	0	0	0	0	0	1	130	131
Monday	2/3/03	7:30 PM	0	0	0	0	0	0	0	0	0	0	0	0	0	130	130
Monday	2/3/03	7:45 PM	0	0	0	0	0	0	0	0	0	0	0	0	0	111	111
Monday	2/3/03	8:00 PM	1	0	0	0	0	0	0	0	0	0	0	0	0	123	124
Monday	2/3/03	8:15 PM	0	0	0	0	0	0	0	0	0	0	0	0	0	113	113
Monday	2/3/03	8:30 PM	0	0	0	0	0	0	0	0	0	0	0	0	0	85	85
Monday	2/3/03	8:45 PM	0	0	0	1	0	0	0	0	0	0	0	0	0	80	81
Monday	2/3/03	9:00 PM	0	0	0	0	0	0	0	0	0	0	0	0	0	95	95
Monday	2/3/03	9:15 PM	0	0	0	0	0	0	0	0	0	0	0	0	0	78	78
Monday	2/3/03	9:30 PM	0	0	0	0	0	0	0	0	0	0	0	0	0	52	52
Monday	2/3/03	9:45 PM	0	0	0	0	0	0	0	0	0	0	0	0	0	76	76
Monday	2/3/03	10:00 PM	0	0	0	0	0	0	0	0	0	0	0	0	0	77	77
Monday	2/3/03	10:15 PM	0	0	0	0	0	0	0	0	0	0	0	0	0	71	71
Monday	2/3/03	10:30 PM	0	0	0	0	0	0	0	0	0	0	0	0	0	69	69
Monday	2/3/03	10:45 PM	0	0	0	0	0	0	0	0	0	0	0	0	0	45	45
Monday	2/3/03	11:00 PM	0	0	0	0	0	0	0	0	0	0	0	0	0	42	42
Monday	2/3/03	11:15 PM	0	0	0	0	0	0	0	0	0	0	0	0	0	41	41
Monday	2/3/03	11:30 PM	0	0	0	0	0	0	0	0	0	0	0	0	0	33	33
Monday	2/3/03	11:45 PM	0	0	0	0	0	0	0	0	0	0	0	0	0	19	19
		Total	15	1	1	2	0	0	0	0	0	0	0	0	22	5325	5366
Tuesday	2/4/03	12:00 AM	0	0	0	0	0	0	0	0	0	0	0	0	0	22	22
Tuesday	2/4/03	12:15 AM	0	0	0	0	0	0	0	0	0	0	0	0	0	24	24
Tuesday	2/4/03	12:30 AM	0	0	0	0	0	0	0	0	0	0	0	0	0	16	16
Tuesday	2/4/03	12:45 AM	0	0	0	0	0	0	0	0	0	0	0	0	0	23	23

Portway
Union City/ North Bergen, Hudson County

Start Date: 1/30/2003
 Start Time: 3:30:00 PM
 Site Code: 8
 Station ID: 08492
 Location : JFKennedy Blvd. Between 47th & 48th Street
 JFK-SB Rt-Lane

Day	Date	Time	Class 1	Class 2	Class 3	Class 4	Class 5	Class 6	Class 7	Class 8	Class 9	Class 10	Class 11	Class 12	Class 13	Class 14	Total
Tuesday	2/4/03	1:00 AM	0	0	0	0	0	0	0	0	0	0	0	0	0	7	7
Tuesday	2/4/03	1:15 AM	1	0	0	0	0	0	0	0	0	0	0	0	0	8	9
Tuesday	2/4/03	1:30 AM	0	0	0	0	0	0	0	0	0	0	0	0	0	16	16
Tuesday	2/4/03	1:45 AM	0	0	0	0	0	0	0	0	0	0	0	0	0	10	10
Tuesday	2/4/03	2:00 AM	0	0	0	0	0	0	0	0	0	0	0	0	0	15	15
Tuesday	2/4/03	2:15 AM	0	0	0	0	0	0	0	0	0	0	0	0	0	4	4
Tuesday	2/4/03	2:30 AM	0	0	0	0	0	0	0	0	0	0	0	0	0	9	9
Tuesday	2/4/03	2:45 AM	0	0	0	0	0	0	0	0	0	0	0	0	0	13	13
Tuesday	2/4/03	3:00 AM	1	0	0	0	0	0	0	0	0	0	0	0	0	8	9
Tuesday	2/4/03	3:15 AM	1	0	0	0	0	0	0	0	0	0	0	0	0	5	6
Tuesday	2/4/03	3:30 AM	0	0	0	0	0	0	0	0	0	0	0	0	0	9	9
Tuesday	2/4/03	3:45 AM	0	0	0	0	0	0	0	0	0	0	0	0	0	9	9
Tuesday	2/4/03	4:00 AM	1	0	0	0	0	0	0	0	0	0	0	0	0	10	11
Tuesday	2/4/03	4:15 AM	1	0	0	0	0	0	0	0	0	0	0	0	0	8	9
Tuesday	2/4/03	4:30 AM	0	0	0	0	0	0	0	0	0	0	0	0	0	22	22
Tuesday	2/4/03	4:45 AM	0	0	0	0	0	0	0	0	0	0	0	0	0	17	17
Tuesday	2/4/03	5:00 AM	0	0	0	0	0	0	0	0	0	0	0	0	0	16	16
Tuesday	2/4/03	5:15 AM	0	0	0	0	0	0	0	0	0	0	0	0	0	23	23
Tuesday	2/4/03	5:30 AM	0	0	0	0	0	0	0	0	0	0	0	0	0	39	39
Tuesday	2/4/03	5:45 AM	1	0	0	0	0	0	0	0	0	0	0	0	0	62	63
Tuesday	2/4/03	6:00 AM	0	0	0	0	0	0	0	0	0	0	0	0	0	60	60
Tuesday	2/4/03	6:15 AM	1	0	0	0	0	0	0	0	0	0	0	0	1	71	73
Tuesday	2/4/03	6:30 AM	0	0	0	0	0	0	0	0	0	0	0	0	0	90	90
Tuesday	2/4/03	6:45 AM	0	0	0	0	0	0	0	0	0	0	0	0	0	116	116
Tuesday	2/4/03	7:00 AM	1	0	0	0	0	0	0	0	0	0	0	0	0	139	140
Tuesday	2/4/03	7:15 AM	0	0	0	0	0	0	0	0	0	0	0	0	0	140	140
Tuesday	2/4/03	7:30 AM	0	0	0	0	0	0	0	0	0	0	0	0	1	160	161
Tuesday	2/4/03	7:45 AM	1	0	0	1	0	0	0	0	0	0	0	0	1	141	144
Tuesday	2/4/03	8:00 AM	0	0	0	0	0	0	0	0	0	0	0	0	0	157	157
Tuesday	2/4/03	8:15 AM	2	0	0	0	0	0	0	0	0	0	0	0	0	161	163
Tuesday	2/4/03	8:30 AM	1	0	0	0	0	0	0	0	0	0	0	0	1	155	157
Tuesday	2/4/03	8:45 AM	1	0	0	1	0	0	0	0	0	0	0	0	0	175	177
Tuesday	2/4/03	9:00 AM	2	0	0	0	0	0	0	0	0	0	0	0	0	144	146
Tuesday	2/4/03	9:15 AM	0	0	0	0	0	0	0	0	0	0	0	0	1	127	128
Tuesday	2/4/03	9:30 AM	0	0	0	0	0	0	0	0	0	0	0	0	0	124	124
Tuesday	2/4/03	9:45 AM	1	0	0	0	0	0	0	0	0	0	0	0	2	109	112
Tuesday	2/4/03	10:00 AM	0	0	0	0	0	0	0	0	0	0	0	0	1	125	126
Tuesday	2/4/03	10:15 AM	1	0	0	0	0	0	0	0	0	0	0	0	1	123	125
Tuesday	2/4/03	10:30 AM	0	0	0	0	0	0	0	0	0	0	0	0	1	110	111
Tuesday	2/4/03	10:45 AM	0	0	0	0	0	0	0	0	0	0	0	0	3	133	136
Tuesday	2/4/03	11:00 AM	0	0	0	0	0	0	0	0	0	0	0	0	0	125	125
Tuesday	2/4/03	11:15 AM	2	0	0	0	0	0	0	0	0	0	0	0	0	121	123
Tuesday	2/4/03	11:30 AM	1	0	0	0	0	0	0	0	0	0	0	0	1	136	138
Tuesday	2/4/03	11:45 AM	1	0	0	0	0	0	0	0	0	0	0	0	0	132	133
Tuesday	2/4/03	12:00 PM	0	0	0	0	0	0	0	0	0	0	0	0	0	161	161
Tuesday	2/4/03	12:15 PM	0	0	0	0	0	0	0	0	0	0	0	0	0	161	161
Tuesday	2/4/03	12:30 PM	0	0	0	0	0	0	0	0	0	0	0	0	1	133	134
Tuesday	2/4/03	12:45 PM	0	0	0	0	0	0	0	0	0	0	0	0	1	143	144
Tuesday	2/4/03	1:00 PM	1	0	0	0	0	0	0	0	0	0	0	0	0	145	146
Tuesday	2/4/03	1:15 PM	0	0	0	0	0	0	0	0	0	0	0	0	0	161	161
Tuesday	2/4/03	1:30 PM	0	0	0	0	0	0	0	0	0	0	0	0	0	111	111
Tuesday	2/4/03	1:45 PM	0	0	0	0	0	0	0	0	0	0	0	0	0	139	139
Tuesday	2/4/03	2:00 PM	0	0	0	0	0	0	0	0	0	0	0	0	0	162	162
Tuesday	2/4/03	2:15 PM	0	0	0	0	0	0	0	0	0	0	0	0	0	122	122
Tuesday	2/4/03	2:30 PM	0	0	0	0	0	0	0	0	0	0	0	0	0	135	135
Tuesday	2/4/03	2:45 PM	0	0	0	0	0	0	0	0	0	0	0	0	1	139	140
Tuesday	2/4/03	3:00 PM	0	0	0	0	0	0	0	0	0	0	0	0	1	168	169
Tuesday	2/4/03	3:15 PM	0	0	0	0	0	0	0	0	0	0	0	0	0	102	102
Tuesday	2/4/03	3:30 PM	0	0	0	0	0	0	0	0	0	0	0	0	1	126	127
Tuesday	2/4/03	3:45 PM	0	0	0	0	0	0	0	0	0	0	0	0	0	161	161
Tuesday	2/4/03	4:00 PM	0	0	0	0	0	0	0	0	0	0	0	0	0	163	163
		Total	22	0	0	2	0	0	0	0	0	0	0	0	19	5901	5944

Portway
Union City/ North Bergen, Hudson County

Start Date: 1/30/2003
 Start Time: 3:30:00 PM
 Site Code: 8
 Station ID: 08492
 Location : JFKennedy Blvd. Between 47th & 48th Street
 JFK-SB Lt-Lane

Day	Date	Time	Class 1	Class 2	Class 3	Class 4	Class 5	Class 6	Class 7	Class 8	Class 9	Class 10	Class 11	Class 12	Class 13	Class 14	Total
Thursday	1/30/03	3:30 PM	3	53	9	6	1	0	0	2	0	0	0	1	3	31	109
Thursday	1/30/03	3:45 PM	2	52	6	4	1	2	1	2	0	0	0	0	1	27	98
Thursday	1/30/03	4:00 PM	1	65	3	6	1	3	0	0	1	1	0	0	1	22	104
Thursday	1/30/03	4:15 PM	0	63	6	3	0	1	0	0	2	0	0	0	3	19	97
Thursday	1/30/03	4:30 PM	3	79	4	3	3	3	0	2	0	0	0	0	1	22	120
Thursday	1/30/03	4:45 PM	2	58	4	2	2	0	0	0	1	0	0	0	1	24	94
Thursday	1/30/03	5:00 PM	4	71	6	4	1	1	0	0	0	0	0	0	2	25	114
Thursday	1/30/03	5:15 PM	2	50	7	2	2	0	0	1	0	0	0	0	0	27	91
Thursday	1/30/03	5:30 PM	4	54	6	5	0	2	0	2	1	0	0	0	2	23	99
Thursday	1/30/03	5:45 PM	3	56	8	1	2	0	0	1	1	1	1	0	1	16	91
Thursday	1/30/03	6:00 PM	6	47	7	0	0	2	0	1	0	1	0	0	1	31	96
Thursday	1/30/03	6:15 PM	3	59	6	1	0	0	0	2	1	0	0	0	1	33	106
Thursday	1/30/03	6:30 PM	1	55	3	3	1	1	0	4	1	0	0	0	2	25	96
Thursday	1/30/03	6:45 PM	1	53	5	3	0	0	1	0	0	1	0	0	1	22	87
Thursday	1/30/03	7:00 PM	3	49	8	3	0	1	0	1	0	0	0	0	1	30	96
Thursday	1/30/03	7:15 PM	3	44	5	5	0	0	0	0	1	0	0	0	3	33	94
Thursday	1/30/03	7:30 PM	0	64	3	2	0	0	0	0	0	0	0	0	0	19	88
Thursday	1/30/03	7:45 PM	1	50	4	2	0	0	0	0	0	0	0	0	2	17	76
Thursday	1/30/03	8:00 PM	3	44	6	1	0	1	0	1	0	0	0	0	0	21	77
Thursday	1/30/03	8:15 PM	0	50	6	2	0	2	0	2	0	0	0	0	0	18	80
Thursday	1/30/03	8:30 PM	6	28	1	3	0	1	0	1	0	1	0	0	0	24	65
Thursday	1/30/03	8:45 PM	5	32	2	3	0	0	0	0	0	0	0	0	0	10	52
Thursday	1/30/03	9:00 PM	3	36	3	4	0	1	0	1	0	0	0	0	0	14	62
Thursday	1/30/03	9:15 PM	3	44	2	2	1	0	0	1	0	0	0	0	1	23	77
Thursday	1/30/03	9:30 PM	2	29	6	1	1	1	0	1	0	0	0	0	0	23	64
Thursday	1/30/03	9:45 PM	0	37	4	4	0	1	0	1	0	0	0	0	3	30	80
Thursday	1/30/03	10:00 PM	2	43	1	1	3	0	0	0	0	0	0	1	0	22	73
Thursday	1/30/03	10:15 PM	3	19	3	0	1	0	0	0	0	0	0	0	1	32	59
Thursday	1/30/03	10:30 PM	10	8	6	3	3	0	0	0	0	0	0	0	1	25	56
Thursday	1/30/03	10:45 PM	8	19	7	3	2	0	0	1	0	0	0	0	0	19	59
Thursday	1/30/03	11:00 PM	7	14	4	2	1	0	0	0	0	0	0	0	0	24	52
Thursday	1/30/03	11:15 PM	5	18	4	1	2	0	0	0	0	0	0	0	0	20	50
Thursday	1/30/03	11:30 PM	7	6	5	2	2	0	0	0	0	0	0	0	0	14	36
Thursday	1/30/03	11:45 PM	5	10	6	1	3	0	0	0	0	0	0	0	0	11	36
		Total	111	1459	166	88	33	23	2	27	9	5	1	2	32	776	2734
Friday	1/31/03	12:00 AM	4	11	3	1	5	0	0	0	0	0	0	0	0	11	35
Friday	1/31/03	12:15 AM	2	12	5	0	2	0	0	0	0	0	0	0	0	12	33
Friday	1/31/03	12:30 AM	3	6	2	1	0	0	0	0	0	0	0	0	0	10	22
Friday	1/31/03	12:45 AM	7	5	3	1	2	0	0	0	0	0	0	0	0	13	31
Friday	1/31/03	1:00 AM	3	3	2	1	1	0	0	0	0	0	0	0	0	7	17
Friday	1/31/03	1:15 AM	1	6	6	1	1	0	0	0	0	0	0	0	0	9	24
Friday	1/31/03	1:30 AM	0	5	0	1	1	0	0	0	0	0	0	0	0	13	20
Friday	1/31/03	1:45 AM	2	1	0	0	1	0	0	0	0	0	0	0	0	15	19
Friday	1/31/03	2:00 AM	0	1	0	1	2	0	0	0	0	0	0	0	0	24	28
Friday	1/31/03	2:15 AM	1	2	0	2	1	0	0	0	0	1	0	0	0	18	25
Friday	1/31/03	2:30 AM	0	0	1	0	0	0	0	0	0	0	0	0	0	21	22
Friday	1/31/03	2:45 AM	0	2	0	0	1	0	0	0	0	0	0	0	0	20	23
Friday	1/31/03	3:00 AM	0	7	1	1	3	0	0	0	0	0	0	0	0	18	30
Friday	1/31/03	3:15 AM	1	3	1	0	1	0	0	0	0	0	0	0	0	16	22
Friday	1/31/03	3:30 AM	1	2	1	0	1	0	0	0	0	0	0	0	0	14	19
Friday	1/31/03	3:45 AM	4	2	3	0	1	0	0	0	0	0	0	0	0	12	22
Friday	1/31/03	4:00 AM	1	1	3	0	1	0	0	0	0	0	0	0	0	16	22
Friday	1/31/03	4:15 AM	1	3	2	1	1	0	0	0	0	0	0	0	0	22	30
Friday	1/31/03	4:30 AM	3	6	2	0	3	0	0	0	0	0	0	0	0	23	37
Friday	1/31/03	4:45 AM	2	4	3	1	5	0	0	0	0	0	0	0	0	26	41
Friday	1/31/03	5:00 AM	3	5	0	1	4	0	0	0	0	0	0	0	0	17	30
Friday	1/31/03	5:15 AM	4	7	4	1	1	0	0	1	1	0	0	0	0	44	63
Friday	1/31/03	5:30 AM	2	5	2	4	4	1	0	0	0	0	0	0	0	38	56
Friday	1/31/03	5:45 AM	3	3	5	0	2	1	0	0	0	0	0	0	1	56	71
Friday	1/31/03	6:00 AM	7	7	2	3	8	1	0	1	0	0	0	0	0	63	92
Friday	1/31/03	6:15 AM	9	6	3	5	7	0	0	0	0	0	0	0	1	57	88
Friday	1/31/03	6:30 AM	5	8	1	5	1	2	0	0	0	0	0	0	2	88	112
Friday	1/31/03	6:45 AM	6	17	5	4	2	0	1	2	0	0	1	1	3	76	118
Friday	1/31/03	7:00 AM	6	15	5	3	4	0	2	3	1	0	1	0	5	79	124
Friday	1/31/03	7:15 AM	8	14	5	3	4	1	2	0	1	0	1	0	6	69	114
Friday	1/31/03	7:30 AM	7	5	4	4	1	2	1	2	1	0	0	0	8	60	95
Friday	1/31/03	7:45 AM	11	12	7	4	1	0	0	6	0	0	0	0	6	92	139
Friday	1/31/03	8:00 AM	7	10	1	8	2	1	0	1	2	2	0	0	8	82	124
Friday	1/31/03	8:15 AM	5	12	2	3	0	0	0	0	1	1	0	0	9	94	127
Friday	1/31/03	8:30 AM	5	11	1	1	3	0	0	3	2	0	0	0	10	92	128
Friday	1/31/03	8:45 AM	5	20	4	2	3	0	2	3	2	1	0	0	11	63	116

Portway
Union City/ North Bergen, Hudson County

Start Date: 1/30/2003
Start Time: 3:30:00 PM
Site Code:8
Station ID: 08492
Location : JFKennedy Blvd. Between 47th & 48th Street
JFK-SB Lt-Lane

Day	Date	Time	Class 1	Class 2	Class 3	Class 4	Class 5	Class 6	Class 7	Class 8	Class 9	Class 10	Class 11	Class 12	Class 13	Class 14	Total
Friday	1/31/03	9:00 AM	1	24	5	4	4	0	0	4	1	1	1	0	9	62	116
Friday	1/31/03	9:15 AM	2	28	6	4	1	1	0	2	2	3	0	1	6	70	126
Friday	1/31/03	9:30 AM	2	16	4	4	2	0	0	1	1	0	0	1	5	70	106
Friday	1/31/03	9:45 AM	6	4	5	3	2	1	0	0	2	1	0	0	7	76	107
Friday	1/31/03	10:00 AM	5	11	1	1	3	0	0	1	0	0	0	0	10	82	114
Friday	1/31/03	10:15 AM	1	26	10	0	1	0	0	3	1	1	0	0	10	70	123
Friday	1/31/03	10:30 AM	3	34	4	0	0	1	0	3	1	3	0	2	10	79	140
Friday	1/31/03	10:45 AM	6	31	3	1	3	1	0	4	0	1	1	0	9	70	130
Friday	1/31/03	11:00 AM	6	22	1	0	0	2	0	2	1	3	0	0	8	82	127
Friday	1/31/03	11:15 AM	3	24	10	1	0	2	1	2	1	0	0	0	10	66	120
Friday	1/31/03	11:30 AM	6	21	6	1	0	2	1	6	1	2	0	0	11	64	121
Friday	1/31/03	11:45 AM	4	36	6	1	1	1	0	2	3	1	0	2	7	65	129
Friday	1/31/03	12:00 PM	2	69	14	2	3	0	0	0	0	0	0	0	1	19	110
Friday	1/31/03	12:15 PM	5	46	15	1	4	0	0	1	0	0	0	0	3	23	98
Friday	1/31/03	12:30 PM	11	33	6	3	4	0	0	2	0	0	0	0	1	28	88
Friday	1/31/03	12:45 PM	8	40	10	2	2	1	0	1	0	0	0	0	5	27	96
Friday	1/31/03	1:00 PM	5	46	10	5	7	0	0	2	0	0	0	0	4	32	111
Friday	1/31/03	1:15 PM	6	53	19	0	2	0	0	1	0	0	0	0	2	31	114
Friday	1/31/03	1:30 PM	9	40	14	4	4	0	0	1	0	0	0	0	1	27	100
Friday	1/31/03	1:45 PM	10	48	25	4	7	2	0	0	0	0	0	0	1	17	114
Friday	1/31/03	2:00 PM	9	43	11	3	7	0	0	1	0	0	0	0	1	27	102
Friday	1/31/03	2:15 PM	10	30	19	3	4	0	0	1	0	0	0	0	4	24	95
Friday	1/31/03	2:30 PM	10	32	18	5	6	0	0	2	0	0	0	0	1	27	101
Friday	1/31/03	2:45 PM	5	37	17	2	8	0	0	1	0	0	0	0	1	35	106
Friday	1/31/03	3:00 PM	10	56	14	2	7	1	0	1	0	0	0	0	1	21	113
Friday	1/31/03	3:15 PM	13	33	9	2	5	0	0	0	0	1	0	0	2	36	101
Friday	1/31/03	3:30 PM	12	33	13	4	5	0	0	0	0	0	0	0	3	24	94
Friday	1/31/03	3:45 PM	11	35	9	1	5	0	0	1	0	0	0	0	1	34	97
Friday	1/31/03	4:00 PM	11	36	7	3	9	0	0	1	0	0	1	0	1	37	106
Friday	1/31/03	4:15 PM	10	48	11	5	2	0	0	0	0	0	0	0	3	25	104
Friday	1/31/03	4:30 PM	10	52	10	3	6	0	1	0	0	1	0	0	1	33	117
Friday	1/31/03	4:45 PM	8	48	15	2	8	0	0	0	0	0	0	0	1	25	107
Friday	1/31/03	5:00 PM	12	37	16	1	4	1	0	2	0	0	1	0	0	23	97
Friday	1/31/03	5:15 PM	11	49	21	2	4	0	0	0	0	0	0	0	2	25	114
Friday	1/31/03	5:30 PM	11	42	8	3	7	0	0	0	0	0	0	0	3	24	98
Friday	1/31/03	5:45 PM	8	28	18	1	4	0	0	1	0	1	0	0	1	31	93
Friday	1/31/03	6:00 PM	11	33	15	4	7	0	0	1	0	0	0	0	3	35	109
Friday	1/31/03	6:15 PM	5	24	5	4	5	0	0	1	0	1	0	0	3	48	96
Friday	1/31/03	6:30 PM	7	32	17	0	6	0	0	2	0	0	0	1	0	44	109
Friday	1/31/03	6:45 PM	6	33	10	2	4	1	0	5	0	0	0	0	3	35	99
Friday	1/31/03	7:00 PM	9	25	5	3	7	0	0	0	0	0	0	0	1	40	90
Friday	1/31/03	7:15 PM	11	32	10	1	3	0	0	2	0	0	0	1	4	51	115
Friday	1/31/03	7:30 PM	6	44	3	1	3	0	0	1	2	0	1	0	3	46	110
Friday	1/31/03	7:45 PM	8	25	7	0	2	0	0	0	0	0	0	0	2	40	84
Friday	1/31/03	8:00 PM	13	36	13	1	5	1	1	0	0	0	0	0	0	49	119
Friday	1/31/03	8:15 PM	6	32	6	2	1	0	0	1	0	0	0	0	5	48	101
Friday	1/31/03	8:30 PM	7	36	5	3	1	1	0	1	0	0	0	0	1	44	99
Friday	1/31/03	8:45 PM	7	35	8	1	4	1	0	1	0	0	0	0	1	39	97
Friday	1/31/03	9:00 PM	10	38	14	1	8	0	0	0	0	0	0	0	0	30	101
Friday	1/31/03	9:15 PM	7	34	3	3	1	0	0	0	0	0	0	0	0	44	92
Friday	1/31/03	9:30 PM	7	33	6	3	1	0	0	5	0	0	0	0	3	24	82
Friday	1/31/03	9:45 PM	6	32	4	2	4	1	0	1	0	0	0	0	1	36	87
Friday	1/31/03	10:00 PM	10	26	12	4	5	0	0	1	0	1	0	0	1	29	89
Friday	1/31/03	10:15 PM	8	21	10	0	5	0	0	1	0	0	0	0	2	39	86
Friday	1/31/03	10:30 PM	12	10	4	2	5	0	0	2	0	0	0	0	0	46	81
Friday	1/31/03	10:45 PM	11	16	5	2	7	0	1	0	0	1	0	0	0	31	74
Friday	1/31/03	11:00 PM	12	22	2	3	3	0	0	2	1	0	0	0	0	35	80
Friday	1/31/03	11:15 PM	12	14	2	3	4	0	0	0	1	0	0	0	0	35	71
Friday	1/31/03	11:30 PM	13	14	1	0	6	0	0	0	0	0	0	0	0	25	59
Friday	1/31/03	11:45 PM	15	10	6	2	3	0	0	0	0	0	0	0	0	17	53
		Total	610	2187	652	193	321	30	13	98	29	27	8	9	249	3811	8237
Saturday	2/1/03	12:00 AM	11	14	5	3	4	0	1	0	0	0	0	0	0	15	53
Saturday	2/1/03	12:15 AM	12	9	2	4	7	0	0	0	0	0	0	0	1	13	48
Saturday	2/1/03	12:30 AM	7	24	6	2	3	0	0	2	0	0	0	0	0	15	59
Saturday	2/1/03	12:45 AM	4	20	1	6	2	0	0	0	0	0	0	0	0	15	48
Saturday	2/1/03	1:00 AM	9	14	2	3	1	0	0	0	0	0	0	0	0	18	47
Saturday	2/1/03	1:15 AM	7	18	3	3	4	0	0	0	0	0	0	0	0	7	42
Saturday	2/1/03	1:30 AM	3	12	1	0	8	0	0	0	0	0	0	0	0	11	35
Saturday	2/1/03	1:45 AM	5	10	8	0	5	0	0	0	0	0	0	0	0	9	37
Saturday	2/1/03	2:00 AM	5	7	4	2	4	0	0	0	0	0	0	0	0	20	42
Saturday	2/1/03	2:15 AM	5	11	2	2	4	0	0	0	0	0	0	0	0	6	30
Saturday	2/1/03	2:30 AM	4	10	3	0	4	0	0	0	0	0	0	0	0	4	25

Portway
Union City/ North Bergen, Hudson County

Start Date: 1/30/2003
Start Time: 3:30:00 PM
Site Code: 8
Station ID: 08492
Location : JFKennedy Blvd. Between 47th & 48th Street
JFK-SB Lt-Lane

Day	Date	Time	Class 1	Class 2	Class 3	Class 4	Class 5	Class 6	Class 7	Class 8	Class 9	Class 10	Class 11	Class 12	Class 13	Class 14	Total
Saturday	2/1/03	2:45 AM	1	20	1	1	3	0	0	0	0	0	0	0	0	10	36
Saturday	2/1/03	3:00 AM	4	18	4	1	1	0	0	0	0	0	0	0	1	25	54
Saturday	2/1/03	3:15 AM	1	5	2	4	1	0	0	0	0	0	0	0	0	27	40
Saturday	2/1/03	3:30 AM	1	9	2	1	1	0	0	0	0	0	0	0	1	20	35
Saturday	2/1/03	3:45 AM	3	2	0	3	0	0	0	0	0	0	0	0	0	22	30
Saturday	2/1/03	4:00 AM	3	5	1	0	2	0	0	0	0	0	0	0	0	17	28
Saturday	2/1/03	4:15 AM	1	6	1	0	1	0	0	0	0	0	0	0	0	22	31
Saturday	2/1/03	4:30 AM	3	2	5	1	2	0	0	0	0	0	0	0	0	24	37
Saturday	2/1/03	4:45 AM	5	3	0	3	1	0	0	0	0	0	0	0	0	24	36
Saturday	2/1/03	5:00 AM	1	5	2	0	2	0	0	0	0	0	0	0	1	18	29
Saturday	2/1/03	5:15 AM	2	4	2	2	0	0	0	0	0	0	0	0	0	28	38
Saturday	2/1/03	5:30 AM	4	5	3	1	2	0	0	0	0	0	0	0	0	32	47
Saturday	2/1/03	5:45 AM	6	9	1	1	2	0	0	0	0	0	0	0	0	34	53
Saturday	2/1/03	6:00 AM	4	9	2	1	4	0	0	0	0	0	0	0	0	37	57
Saturday	2/1/03	6:15 AM	1	3	0	1	2	0	0	0	0	0	0	0	1	34	42
Saturday	2/1/03	6:30 AM	1	4	2	0	1	2	0	0	0	0	0	0	0	52	62
Saturday	2/1/03	6:45 AM	3	3	2	1	0	1	0	0	0	0	0	0	0	55	65
Saturday	2/1/03	7:00 AM	5	5	1	2	1	0	0	0	0	0	0	0	0	51	65
Saturday	2/1/03	7:15 AM	2	11	3	2	4	0	0	1	0	0	0	0	0	62	85
Saturday	2/1/03	7:30 AM	6	14	4	4	2	0	0	1	0	0	0	0	2	52	85
Saturday	2/1/03	7:45 AM	3	13	2	2	4	0	0	1	0	0	1	0	0	73	99
Saturday	2/1/03	8:00 AM	4	9	6	1	2	1	0	1	0	0	0	0	1	71	96
Saturday	2/1/03	8:15 AM	9	13	5	3	1	0	0	0	0	0	0	0	2	65	98
Saturday	2/1/03	8:30 AM	8	11	7	3	0	0	0	3	0	0	1	0	3	72	108
Saturday	2/1/03	8:45 AM	2	30	7	1	3	1	0	1	0	0	0	0	3	69	117
Saturday	2/1/03	9:00 AM	4	27	10	4	3	1	0	0	0	1	0	0	3	62	115
Saturday	2/1/03	9:15 AM	5	42	2	5	2	1	0	0	0	0	0	0	6	61	124
Saturday	2/1/03	9:30 AM	2	37	1	5	0	1	0	2	2	0	0	0	2	79	131
Saturday	2/1/03	9:45 AM	2	23	8	5	3	3	0	4	0	0	1	1	3	69	122
Saturday	2/1/03	10:00 AM	4	24	4	1	1	3	0	2	0	1	0	1	8	68	117
Saturday	2/1/03	10:15 AM	1	43	5	2	0	1	0	2	0	2	2	0	5	49	112
Saturday	2/1/03	10:30 AM	2	46	5	5	1	1	0	5	0	2	0	1	6	69	143
Saturday	2/1/03	10:45 AM	3	28	1	1	1	0	0	5	2	0	0	0	11	62	114
Saturday	2/1/03	11:00 AM	1	36	3	8	2	2	0	2	1	1	0	0	9	72	137
Saturday	2/1/03	11:15 AM	5	21	3	1	4	3	0	2	1	0	0	0	13	54	107
Saturday	2/1/03	11:30 AM	2	24	2	4	1	0	0	0	2	1	0	0	9	94	139
Saturday	2/1/03	11:45 AM	3	23	10	2	0	1	0	2	1	0	0	0	8	102	152
Saturday	2/1/03	12:00 PM	1	26	1	0	1	0	0	2	0	1	0	0	15	83	130
Saturday	2/1/03	12:15 PM	5	21	2	0	1	1	0	0	2	3	0	0	15	60	110
Saturday	2/1/03	12:30 PM	6	42	6	0	0	1	3	0	0	0	0	0	12	45	115
Saturday	2/1/03	12:45 PM	11	55	6	0	1	2	1	4	0	4	0	1	11	53	149
Saturday	2/1/03	1:00 PM	6	33	3	2	2	4	3	4	0	3	0	1	16	62	139
Saturday	2/1/03	1:15 PM	4	46	6	2	3	2	2	4	0	4	1	3	14	45	136
Saturday	2/1/03	1:30 PM	1	38	3	0	0	0	2	3	1	1	0	2	13	27	91
Saturday	2/1/03	1:45 PM	5	42	2	0	1	1	1	2	0	4	0	0	20	25	103
Saturday	2/1/03	2:00 PM	1	85	12	3	5	0	2	9	1	3	0	2	10	28	161
Saturday	2/1/03	2:15 PM	0	80	9	1	2	1	2	3	0	1	2	1	11	30	143
Saturday	2/1/03	2:30 PM	2	91	8	1	1	3	0	8	1	2	0	0	11	21	149
Saturday	2/1/03	2:45 PM	2	94	12	1	2	5	2	3	2	3	0	5	9	35	175
Saturday	2/1/03	3:00 PM	1	68	9	2	2	3	1	6	0	4	0	1	12	32	141
Saturday	2/1/03	3:15 PM	1	66	14	0	3	3	2	3	3	5	1	3	19	34	157
Saturday	2/1/03	3:30 PM	0	88	8	0	1	2	1	3	2	5	0	1	11	34	156
Saturday	2/1/03	3:45 PM	2	72	8	2	0	2	0	6	1	3	0	2	8	29	135
Saturday	2/1/03	4:00 PM	2	82	10	1	2	2	1	6	0	5	0	3	12	21	147
Saturday	2/1/03	4:15 PM	2	78	8	0	1	1	0	11	0	3	2	2	8	31	147
Saturday	2/1/03	4:30 PM	3	98	18	0	2	2	3	2	2	3	0	2	15	32	182
Saturday	2/1/03	4:45 PM	0	108	16	1	1	1	1	6	1	5	0	2	5	29	176
Saturday	2/1/03	5:00 PM	2	70	14	1	4	2	3	8	0	5	0	2	11	32	154
Saturday	2/1/03	5:15 PM	0	101	11	2	1	3	2	2	0	4	1	3	8	25	163
Saturday	2/1/03	5:30 PM	3	93	8	2	3	3	3	4	3	3	0	2	6	23	156
Saturday	2/1/03	5:45 PM	0	102	12	2	1	1	6	5	0	2	0	3	8	33	175
Saturday	2/1/03	6:00 PM	2	116	10	2	0	2	3	6	0	1	0	1	9	24	176
Saturday	2/1/03	6:15 PM	1	80	6	2	2	2	0	6	2	3	1	3	10	23	141
Saturday	2/1/03	6:30 PM	1	89	4	1	2	3	1	5	0	5	0	1	4	30	146
Saturday	2/1/03	6:45 PM	1	88	10	2	2	1	6	8	0	2	0	1	6	19	146
Saturday	2/1/03	7:00 PM	0	117	8	2	1	3	1	10	1	3	0	3	7	26	182
Saturday	2/1/03	7:15 PM	0	97	11	1	3	1	3	7	0	5	0	1	6	24	159
Saturday	2/1/03	7:30 PM	2	86	11	1	2	2	1	2	2	4	1	0	9	27	150
Saturday	2/1/03	7:45 PM	2	107	10	1	2	1	2	8	1	4	2	1	1	20	162
Saturday	2/1/03	8:00 PM	1	108	7	3	3	4	1	2	3	0	0	2	6	34	174
Saturday	2/1/03	8:15 PM	7	62	30	2	9	1	0	7	0	2	0	0	3	32	155

Portway
Union City/ North Bergen, Hudson County

Start Date: 1/30/2003
 Start Time: 3:30:00 PM
 Site Code: 8
 Station ID: 08492
 Location : JFKennedy Blvd. Between 47th & 48th Street
 JFK-SB Lt-Lane

Day	Date	Time	Class 1	Class 2	Class 3	Class 4	Class 5	Class 6	Class 7	Class 8	Class 9	Class 10	Class 11	Class 12	Class 13	Class 14	Total
Saturday	2/1/03	8:30 PM	15	69	12	3	15	3	2	6	0	2	0	1	5	24	157
Saturday	2/1/03	8:45 PM	11	45	25	5	7	1	1	7	0	4	0	0	3	24	133
Saturday	2/1/03	9:00 PM	16	58	18	11	9	0	4	5	0	2	0	1	3	25	152
Saturday	2/1/03	9:15 PM	13	65	23	3	9	0	5	7	1	0	0	4	4	20	154
Saturday	2/1/03	9:30 PM	12	40	20	1	10	4	2	8	0	0	0	0	1	24	122
Saturday	2/1/03	9:45 PM	13	52	12	2	9	0	1	4	0	0	0	0	4	20	117
Saturday	2/1/03	10:00 PM	8	71	12	2	7	0	2	5	0	1	0	0	0	25	133
Saturday	2/1/03	10:15 PM	14	60	21	1	7	0	2	3	0	1	0	1	3	18	131
Saturday	2/1/03	10:30 PM	12	48	14	5	9	0	1	1	0	1	0	0	1	32	124
Saturday	2/1/03	10:45 PM	12	56	10	4	10	0	0	7	0	1	0	0	4	18	122
Saturday	2/1/03	11:00 PM	11	46	23	2	6	1	1	2	0	2	0	0	1	26	121
Saturday	2/1/03	11:15 PM	10	64	17	3	10	1	2	2	0	4	2	1	3	20	139
Saturday	2/1/03	11:30 PM	10	55	12	2	10	0	1	3	0	0	0	2	1	10	106
Saturday	2/1/03	11:45 PM	4	39	13	1	4	0	1	6	0	1	0	0	1	16	86
		Total	427	4138	701	192	294	97	85	267	38	132	18	67	474	3400	10330
Sunday	2/2/03	12:00 AM	13	34	16	2	9	0	1	2	0	0	0	0	1	19	97
Sunday	2/2/03	12:15 AM	11	46	15	3	7	0	1	2	0	4	0	0	1	19	109
Sunday	2/2/03	12:30 AM	10	51	12	1	6	1	3	3	0	1	0	0	1	8	97
Sunday	2/2/03	12:45 AM	7	39	8	4	4	0	1	4	0	0	0	0	0	8	75
Sunday	2/2/03	1:00 AM	6	41	13	5	4	1	0	0	0	1	0	0	0	7	78
Sunday	2/2/03	1:15 AM	6	33	6	6	6	0	2	1	0	0	0	0	1	8	69
Sunday	2/2/03	1:30 AM	7	40	7	3	7	0	0	1	0	0	0	1	0	8	74
Sunday	2/2/03	1:45 AM	13	31	13	4	8	0	1	0	0	0	0	0	0	11	81
Sunday	2/2/03	2:00 AM	8	35	11	3	7	0	0	0	0	0	0	0	0	11	75
Sunday	2/2/03	2:15 AM	7	31	4	3	2	1	0	2	0	1	0	0	1	9	61
Sunday	2/2/03	2:30 AM	6	31	5	3	9	0	1	1	0	0	0	0	0	4	60
Sunday	2/2/03	2:45 AM	11	35	12	4	8	0	1	1	0	0	0	0	0	12	84
Sunday	2/2/03	3:00 AM	9	29	8	2	4	0	0	3	0	0	1	0	0	11	67
Sunday	2/2/03	3:15 AM	11	26	11	1	8	2	0	0	0	0	0	1	0	4	64
Sunday	2/2/03	3:30 AM	8	24	6	3	8	0	1	1	0	0	0	0	0	1	52
Sunday	2/2/03	3:45 AM	5	14	4	3	4	0	0	1	0	0	0	0	0	5	36
Sunday	2/2/03	4:00 AM	4	13	7	0	6	1	1	0	0	0	0	0	0	1	33
Sunday	2/2/03	4:15 AM	4	16	9	0	4	0	0	1	0	0	0	0	0	1	35
Sunday	2/2/03	4:30 AM	3	23	4	2	4	0	0	0	0	0	0	0	0	3	39
Sunday	2/2/03	4:45 AM	3	20	5	1	3	0	0	0	0	0	0	0	0	1	33
Sunday	2/2/03	5:00 AM	5	12	4	1	5	0	0	0	0	0	0	0	0	3	30
Sunday	2/2/03	5:15 AM	4	20	4	0	4	0	0	0	0	0	0	0	0	6	38
Sunday	2/2/03	5:30 AM	3	12	3	2	4	0	1	1	0	0	0	0	0	0	26
Sunday	2/2/03	5:45 AM	6	14	3	4	4	0	0	1	0	0	0	0	0	2	34
Sunday	2/2/03	6:00 AM	8	10	7	1	5	0	0	1	0	0	0	0	0	2	34
Sunday	2/2/03	6:15 AM	6	19	4	2	4	0	0	0	0	0	0	0	0	1	36
Sunday	2/2/03	6:30 AM	10	18	5	1	7	0	0	0	0	0	0	0	0	7	48
Sunday	2/2/03	6:45 AM	4	18	11	2	8	1	0	0	0	0	0	0	0	4	48
Sunday	2/2/03	7:00 AM	8	29	8	4	6	0	0	2	0	0	0	0	0	8	65
Sunday	2/2/03	7:15 AM	7	25	11	3	6	0	0	2	0	0	0	0	0	4	58
Sunday	2/2/03	7:30 AM	10	29	13	3	13	1	0	0	0	0	0	0	0	13	82
Sunday	2/2/03	7:45 AM	8	31	8	3	6	0	0	1	0	1	0	0	0	6	64
Sunday	2/2/03	8:00 AM	5	32	16	2	8	0	0	0	0	0	0	0	0	4	67
Sunday	2/2/03	8:15 AM	11	35	9	4	9	0	1	1	0	0	0	0	0	11	81
Sunday	2/2/03	8:30 AM	8	48	9	3	10	1	0	2	0	0	0	0	1	7	89
Sunday	2/2/03	8:45 AM	11	44	14	3	7	0	0	3	0	0	0	0	1	14	97
Sunday	2/2/03	9:00 AM	11	49	15	3	11	0	0	1	0	1	0	0	2	11	104
Sunday	2/2/03	9:15 AM	10	58	11	2	13	0	1	3	0	1	0	0	3	10	112
Sunday	2/2/03	9:30 AM	12	43	17	4	7	0	1	4	0	2	0	2	1	17	110
Sunday	2/2/03	9:45 AM	9	77	14	2	10	0	0	3	0	1	0	2	0	21	139
Sunday	2/2/03	10:00 AM	10	63	13	3	7	0	2	11	0	0	0	0	1	21	131
Sunday	2/2/03	10:15 AM	16	74	16	5	6	1	2	5	2	1	0	0	3	25	156
Sunday	2/2/03	10:30 AM	9	86	27	4	11	1	1	3	0	3	0	0	5	14	164
Sunday	2/2/03	10:45 AM	13	60	27	3	9	2	3	8	0	4	0	0	2	24	155
Sunday	2/2/03	11:00 AM	17	74	18	2	11	1	1	8	1	2	0	1	2	25	163
Sunday	2/2/03	11:15 AM	7	78	15	3	11	3	3	2	1	2	0	1	5	39	170
Sunday	2/2/03	11:30 AM	13	79	19	1	12	1	1	8	0	4	1	1	8	30	178
Sunday	2/2/03	11:45 AM	17	88	24	4	8	1	2	9	0	1	0	1	3	30	188
Sunday	2/2/03	12:00 PM	16	83	22	2	12	1	2	7	1	2	0	3	7	21	179
Sunday	2/2/03	12:15 PM	11	69	19	1	8	3	1	6	0	2	0	3	8	38	169
Sunday	2/2/03	12:30 PM	17	74	31	2	9	1	2	17	1	4	0	1	3	24	186
Sunday	2/2/03	12:45 PM	10	54	28	3	8	1	4	12	1	4	1	1	15	29	171
Sunday	2/2/03	1:00 PM	13	52	15	3	8	2	6	3	1	3	0	2	9	15	132
Sunday	2/2/03	1:15 PM	9	56	21	3	5	2	4	7	0	2	1	2	13	29	154
Sunday	2/2/03	1:30 PM	10	32	10	2	6	1	1	0	1	2	2	3	13	27	110
Sunday	2/2/03	1:45 PM	9	44	14	6	5	0	1	6	1	4	1	1	6	37	135

Portway
Union City/ North Bergen, Hudson County

Start Date: 1/30/2003
Start Time: 3:30:00 PM
Site Code:8
Station ID: 08492
Location : JFKennedy Blvd. Between 47th & 48th Street
JFK-SB Lt-Lane

Day	Date	Time	Class 1	Class 2	Class 3	Class 4	Class 5	Class 6	Class 7	Class 8	Class 9	Class 10	Class 11	Class 12	Class 13	Class 14	Total
Sunday	2/2/03	2:00 PM	15	54	9	2	6	0	0	17	1	1	0	1	13	27	146
Sunday	2/2/03	2:15 PM	16	51	18	2	7	0	1	9	1	6	0	2	14	27	154
Sunday	2/2/03	2:30 PM	11	64	16	0	11	1	2	10	0	1	0	1	11	45	173
Sunday	2/2/03	2:45 PM	13	60	17	5	9	3	2	10	0	6	1	0	12	38	176
Sunday	2/2/03	3:00 PM	8	67	12	0	4	0	1	9	0	2	0	0	5	48	156
Sunday	2/2/03	3:15 PM	6	4	0	0	0	1	0	0	0	3	0	0	11	33	58
Sunday	2/2/03	3:30 PM	10	43	11	0	5	2	0	1	0	0	0	1	14	30	117
Sunday	2/2/03	3:45 PM	12	52	19	0	3	1	3	5	0	4	2	0	7	54	162
Sunday	2/2/03	4:00 PM	18	54	19	3	5	0	5	3	0	3	0	1	14	44	169
Sunday	2/2/03	4:15 PM	16	17	14	0	5	1	0	2	0	1	0	0	14	34	104
Sunday	2/2/03	4:30 PM	17	65	14	5	6	0	3	5	0	4	0	0	12	24	155
Sunday	2/2/03	4:45 PM	10	67	21	4	4	1	4	11	0	2	0	2	7	35	168
Sunday	2/2/03	5:00 PM	16	58	12	3	6	1	3	5	0	1	1	1	7	36	150
Sunday	2/2/03	5:15 PM	16	70	20	2	6	3	4	9	1	2	0	1	8	31	173
Sunday	2/2/03	5:30 PM	20	56	16	4	4	1	5	6	0	4	0	1	8	37	162
Sunday	2/2/03	5:45 PM	11	49	16	2	3	1	0	7	0	2	1	0	9	43	144
Sunday	2/2/03	6:00 PM	17	54	13	3	7	0	2	9	0	1	1	2	10	37	156
Sunday	2/2/03	6:15 PM	18	59	23	1	5	0	2	5	1	3	0	1	7	33	158
Sunday	2/2/03	6:30 PM	13	68	20	1	7	4	3	4	0	4	0	2	5	35	166
Sunday	2/2/03	6:45 PM	22	59	12	8	11	1	3	5	0	4	0	1	6	34	166
Sunday	2/2/03	7:00 PM	14	67	8	6	5	2	4	6	0	3	0	3	3	37	158
Sunday	2/2/03	7:15 PM	18	56	11	3	14	2	2	10	0	3	1	2	6	21	149
Sunday	2/2/03	7:30 PM	17	57	14	1	8	2	0	3	0	4	0	2	7	33	148
Sunday	2/2/03	7:45 PM	23	49	19	4	12	3	3	2	0	2	0	0	4	25	146
Sunday	2/2/03	8:00 PM	9	55	16	4	10	0	0	7	0	1	0	1	3	31	137
Sunday	2/2/03	8:15 PM	14	56	17	4	8	1	0	3	1	1	0	0	2	26	133
Sunday	2/2/03	8:30 PM	11	60	15	2	8	0	4	4	1	1	0	0	5	21	132
Sunday	2/2/03	8:45 PM	15	56	18	4	8	1	1	5	1	2	1	0	1	16	129
Sunday	2/2/03	9:00 PM	16	53	17	3	7	0	2	5	1	2	0	0	2	18	126
Sunday	2/2/03	9:15 PM	9	67	8	4	6	1	1	4	0	0	0	0	2	26	128
Sunday	2/2/03	9:30 PM	9	52	12	4	10	0	1	2	0	0	0	1	3	14	108
Sunday	2/2/03	9:45 PM	10	58	18	4	5	0	0	3	0	1	0	0	2	15	116
Sunday	2/2/03	10:00 PM	11	50	11	1	8	0	2	3	1	1	0	0	0	13	101
Sunday	2/2/03	10:15 PM	10	45	16	2	4	2	0	3	0	1	0	0	0	11	94
Sunday	2/2/03	10:30 PM	8	36	12	2	3	0	1	2	0	0	0	0	1	20	85
Sunday	2/2/03	10:45 PM	11	30	14	1	7	0	0	3	0	0	0	1	0	6	73
Sunday	2/2/03	11:00 PM	12	31	8	5	8	0	3	1	0	0	0	0	1	14	83
Sunday	2/2/03	11:15 PM	12	24	9	3	3	0	1	0	0	0	0	0	0	10	62
Sunday	2/2/03	11:30 PM	13	28	12	3	6	0	1	2	0	0	0	0	0	3	68
Sunday	2/2/03	11:45 PM	7	20	7	2	6	0	1	0	0	0	0	0	0	2	45
		Total	1039	4322	1245	256	661	65	123	360	19	129	15	53	352	1817	10456
Monday	2/3/03	12:00 AM	8	16	4	0	4	0	0	2	0	0	0	0	1	5	40
Monday	2/3/03	12:15 AM	8	20	5	2	8	0	0	2	0	0	0	0	0	6	51
Monday	2/3/03	12:30 AM	8	18	8	1	7	0	0	1	0	0	0	0	0	4	47
Monday	2/3/03	12:45 AM	5	18	3	3	3	0	0	2	0	0	0	0	0	3	37
Monday	2/3/03	1:00 AM	4	16	6	0	5	0	0	1	0	0	0	0	0	2	34
Monday	2/3/03	1:15 AM	7	10	1	2	7	0	0	0	0	0	0	0	0	1	28
Monday	2/3/03	1:30 AM	4	18	6	1	6	0	0	0	0	0	0	0	0	1	36
Monday	2/3/03	1:45 AM	5	10	4	1	4	0	0	2	0	0	0	0	0	2	28
Monday	2/3/03	2:00 AM	6	13	5	2	5	0	0	1	0	0	0	0	0	0	32
Monday	2/3/03	2:15 AM	2	10	0	0	5	0	0	0	0	0	0	0	0	2	19
Monday	2/3/03	2:30 AM	3	7	4	2	2	0	0	0	0	0	0	0	0	2	20
Monday	2/3/03	2:45 AM	2	17	5	1	3	0	0	0	0	0	0	0	0	2	30
Monday	2/3/03	3:00 AM	3	8	6	1	2	0	0	0	0	0	0	0	0	1	21
Monday	2/3/03	3:15 AM	3	9	4	3	3	0	0	0	0	0	0	0	0	4	26
Monday	2/3/03	3:30 AM	4	6	3	1	1	0	0	0	0	1	0	0	0	8	24
Monday	2/3/03	3:45 AM	4	9	6	0	2	0	0	0	0	0	0	0	0	2	23
Monday	2/3/03	4:00 AM	3	6	3	1	6	0	0	0	0	0	0	0	0	0	19
Monday	2/3/03	4:15 AM	1	9	2	2	1	0	0	0	0	0	0	0	0	6	21
Monday	2/3/03	4:30 AM	11	15	5	2	6	0	0	0	0	0	0	0	0	5	44
Monday	2/3/03	4:45 AM	2	20	6	0	7	0	0	0	0	0	0	0	0	5	40
Monday	2/3/03	5:00 AM	8	14	6	5	3	0	0	0	0	0	0	0	0	3	39
Monday	2/3/03	5:15 AM	8	23	12	4	5	0	1	2	0	0	0	0	0	6	61
Monday	2/3/03	5:30 AM	11	31	13	6	8	0	0	2	0	0	0	0	1	13	85
Monday	2/3/03	5:45 AM	9	30	10	7	8	1	0	4	1	0	0	0	0	13	83
Monday	2/3/03	6:00 AM	14	59	12	4	6	0	1	2	0	2	0	0	2	17	119
Monday	2/3/03	6:15 AM	12	53	17	3	7	0	1	6	1	3	1	1	1	21	127
Monday	2/3/03	6:30 AM	11	43	7	0	9	0	1	7	2	1	0	0	7	29	117
Monday	2/3/03	6:45 AM	11	69	23	4	12	2	2	7	0	1	0	0	6	22	159
Monday	2/3/03	7:00 AM	11	64	26	3	15	1	1	12	1	5	1	1	7	24	172
Monday	2/3/03	7:15 AM	17	58	18	2	11	0	3	12	0	4	1	3	9	41	179
Monday	2/3/03	7:30 AM	10	41	14	1	7	0	3	5	0	4	1	2	13	35	136

Portway
Union City/ North Bergen, Hudson County

Start Date: 1/30/2003
 Start Time: 3:30:00 PM
 Site Code:8
 Station ID: 08492
 Location : JFKennedy Blvd. Between 47th & 48th Street
 JFK-SB Lt-Lane

Day	Date	Time	Class 1	Class 2	Class 3	Class 4	Class 5	Class 6	Class 7	Class 8	Class 9	Class 10	Class 11	Class 12	Class 13	Class 14	Total
Monday	2/3/03	7:45 AM	18	56	15	2	13	2	2	7	0	2	0	1	8	24	150
Monday	2/3/03	8:00 AM	6	69	24	2	10	2	2	8	1	7	0	3	5	40	179
Monday	2/3/03	8:15 AM	14	58	13	8	10	2	4	9	2	5	0	2	18	33	178
Monday	2/3/03	8:30 AM	12	40	15	3	10	1	1	7	0	1	2	2	11	32	137
Monday	2/3/03	8:45 AM	9	71	20	4	9	1	5	9	0	4	0	2	11	36	181
Monday	2/3/03	9:00 AM	13	54	16	3	11	2	5	7	0	3	1	4	9	32	160
Monday	2/3/03	9:15 AM	8	68	23	4	16	3	4	9	1	3	1	2	3	31	176
Monday	2/3/03	9:30 AM	13	47	24	1	8	1	4	7	0	5	0	0	7	29	146
Monday	2/3/03	9:45 AM	18	42	15	2	16	3	6	9	0	5	0	1	4	28	149
Monday	2/3/03	10:00 AM	12	64	18	3	14	0	2	9	0	2	0	0	6	27	157
Monday	2/3/03	10:15 AM	6	82	19	6	11	1	3	12	2	5	1	1	7	18	174
Monday	2/3/03	10:30 AM	8	52	25	3	18	3	1	7	2	2	1	1	10	32	165
Monday	2/3/03	10:45 AM	12	68	19	2	12	0	3	10	0	5	0	2	5	32	170
Monday	2/3/03	11:00 AM	20	64	22	1	11	4	8	13	0	3	0	0	3	40	189
Monday	2/3/03	11:15 AM	16	58	21	2	10	1	0	10	2	1	0	3	10	35	169
Monday	2/3/03	11:30 AM	16	68	17	4	15	3	1	13	0	0	0	3	9	29	179
Monday	2/3/03	11:45 AM	19	58	16	2	16	1	5	9	2	4	2	2	7	35	178
Monday	2/3/03	12:00 PM	18	55	19	3	9	1	0	17	1	0	0	2	13	42	180
Monday	2/3/03	12:15 PM	15	72	17	2	9	1	1	14	0	2	0	1	6	31	171
Monday	2/3/03	12:30 PM	15	51	23	1	8	2	1	10	0	4	1	2	10	34	162
Monday	2/3/03	12:45 PM	8	40	9	4	6	1	0	9	0	3	0	1	12	30	123
Monday	2/3/03	1:00 PM	9	35	5	8	5	0	2	4	0	5	0	1	10	41	125
Monday	2/3/03	1:15 PM	8	16	4	12	2	1	0	0	0	5	0	0	16	37	101
Monday	2/3/03	1:30 PM	5	12	4	10	2	0	2	1	0	3	0	1	17	25	82
Monday	2/3/03	1:45 PM	12	10	8	11	4	0	1	1	0	2	0	0	10	31	90
Monday	2/3/03	2:00 PM	10	20	6	15	0	0	3	2	0	10	0	0	11	34	111
Monday	2/3/03	2:15 PM	8	12	1	17	0	0	2	2	0	8	0	0	12	29	91
Monday	2/3/03	2:30 PM	5	11	7	10	1	1	3	1	2	2	0	0	13	31	87
Monday	2/3/03	2:45 PM	5	26	0	12	4	1	4	2	0	2	0	0	20	36	112
Monday	2/3/03	3:00 PM	9	12	4	9	1	3	1	4	0	4	0	1	19	29	96
Monday	2/3/03	3:15 PM	6	8	2	5	1	1	1	0	0	3	0	1	17	24	69
Monday	2/3/03	3:30 PM	4	7	2	7	0	0	2	2	0	5	0	1	16	25	71
Monday	2/3/03	3:45 PM	11	9	1	8	0	1	1	0	1	3	0	0	18	24	77
Monday	2/3/03	4:00 PM	8	17	6	7	1	1	6	4	0	5	0	1	19	29	104
Monday	2/3/03	4:15 PM	7	9	2	17	2	2	2	3	1	2	0	1	14	29	91
Monday	2/3/03	4:30 PM	10	24	0	15	1	0	1	3	1	4	0	0	21	34	114
Monday	2/3/03	4:45 PM	3	15	2	12	3	2	5	3	1	3	0	1	22	25	97
Monday	2/3/03	5:00 PM	15	18	5	10	4	0	4	4	0	4	0	0	18	33	113
Monday	2/3/03	5:15 PM	11	23	3	26	3	2	3	6	0	5	0	0	12	28	122
Monday	2/3/03	5:30 PM	11	18	6	10	1	0	2	1	0	3	0	2	14	25	93
Monday	2/3/03	5:45 PM	11	18	3	18	2	1	10	0	0	6	0	0	11	45	125
Monday	2/3/03	6:00 PM	9	15	1	4	2	0	1	2	0	4	0	0	24	40	102
Monday	2/3/03	6:15 PM	6	9	3	6	4	0	1	2	0	2	0	0	17	23	73
Monday	2/3/03	6:30 PM	10	13	0	13	3	0	3	4	3	2	0	0	15	36	102
Monday	2/3/03	6:45 PM	11	17	0	12	3	0	3	5	0	2	0	2	17	31	103
Monday	2/3/03	7:00 PM	12	11	2	13	1	0	4	3	1	2	0	1	13	40	103
Monday	2/3/03	7:15 PM	8	8	3	20	1	0	2	3	0	5	0	0	17	22	89
Monday	2/3/03	7:30 PM	12	7	3	12	1	0	4	2	1	7	0	1	11	30	91
Monday	2/3/03	7:45 PM	8	19	2	14	2	0	0	3	0	6	0	0	6	32	92
Monday	2/3/03	8:00 PM	5	26	3	15	3	0	2	3	1	5	1	1	9	33	107
Monday	2/3/03	8:15 PM	9	18	3	10	2	0	3	2	0	2	0	1	9	35	94
Monday	2/3/03	8:30 PM	13	15	7	6	3	0	2	1	0	4	1	2	13	26	93
Monday	2/3/03	8:45 PM	6	12	2	7	3	0	3	2	1	2	0	0	11	21	70
Monday	2/3/03	9:00 PM	11	15	3	11	1	0	2	3	1	2	1	1	5	38	94
Monday	2/3/03	9:15 PM	6	13	3	13	1	0	2	0	1	2	0	0	6	27	74
Monday	2/3/03	9:30 PM	6	17	6	14	2	0	0	1	0	1	0	0	3	18	68
Monday	2/3/03	9:45 PM	9	12	2	13	1	0	5	2	0	2	1	0	2	27	76
Monday	2/3/03	10:00 PM	7	16	7	5	0	0	2	1	0	1	1	1	5	30	76
Monday	2/3/03	10:15 PM	6	16	1	8	2	1	1	1	0	1	0	0	8	28	73
Monday	2/3/03	10:30 PM	5	14	0	15	1	0	3	1	0	1	0	0	7	24	71
Monday	2/3/03	10:45 PM	6	8	0	6	1	0	1	0	0	1	0	0	3	23	49
Monday	2/3/03	11:00 PM	7	13	2	8	2	0	1	0	1	0	0	0	3	21	58
Monday	2/3/03	11:15 PM	5	11	2	9	5	0	0	2	0	0	0	0	2	16	52
Monday	2/3/03	11:30 PM	8	7	2	7	4	0	1	2	0	0	0	0	2	13	46
Monday	2/3/03	11:45 PM	6	6	0	3	2	0	0	0	0	0	0	0	2	7	26
		Total	850	2613	762	609	507	56	172	363	34	225	18	62	741	2210	9222
Tuesday	2/4/03	12:00 AM	6	8	2	5	1	0	1	2	0	0	0	0	3	9	37
Tuesday	2/4/03	12:15 AM	6	6	2	4	2	0	0	1	0	0	0	0	3	16	40
Tuesday	2/4/03	12:30 AM	1	7	4	4	1	0	0	2	0	0	0	0	2	8	29
Tuesday	2/4/03	12:45 AM	3	5	0	6	3	0	1	0	0	0	0	0	1	13	32
Tuesday	2/4/03	1:00 AM	3	6	1	1	2	0	0	0	0	0	0	0	5	18	18

Portway
Union City/ North Bergen, Hudson County

Start Date: 1/30/2003
Start Time: 3:30:00 PM
Site Code:8
Station ID: 08492
Location : JFKennedy Blvd. Between 47th & 48th Street
JFK-SB Lt-Lane

Day	Date	Time	Class 1	Class 2	Class 3	Class 4	Class 5	Class 6	Class 7	Class 8	Class 9	Class 10	Class 11	Class 12	Class 13	Class 14	Total
Tuesday	2/4/03	1:15 AM	4	3	2	3	2	0	0	0	0	1	0	0	2	5	22
Tuesday	2/4/03	1:30 AM	2	5	1	5	1	0	0	3	0	0	0	0	3	3	23
Tuesday	2/4/03	1:45 AM	1	4	0	2	1	0	0	1	0	0	0	0	2	3	14
Tuesday	2/4/03	2:00 AM	1	2	1	2	0	1	0	1	0	0	0	0	2	5	15
Tuesday	2/4/03	2:15 AM	3	2	2	1	3	0	0	0	0	0	0	0	1	3	15
Tuesday	2/4/03	2:30 AM	1	1	3	4	1	0	0	0	0	0	0	0	1	2	13
Tuesday	2/4/03	2:45 AM	2	7	2	3	1	0	0	0	0	0	0	0	0	8	23
Tuesday	2/4/03	3:00 AM	4	5	1	3	2	0	0	0	0	0	0	0	0	6	21
Tuesday	2/4/03	3:15 AM	3	8	0	2	2	0	0	0	0	0	0	0	0	3	18
Tuesday	2/4/03	3:30 AM	1	5	2	3	2	0	0	0	0	0	0	0	2	8	23
Tuesday	2/4/03	3:45 AM	2	3	2	4	3	0	0	0	0	0	0	0	0	3	17
Tuesday	2/4/03	4:00 AM	3	2	2	4	0	0	0	0	0	0	0	0	4	4	19
Tuesday	2/4/03	4:15 AM	3	2	1	1	2	0	0	1	0	0	0	0	2	6	18
Tuesday	2/4/03	4:30 AM	9	6	0	4	3	0	0	1	0	0	0	0	1	12	36
Tuesday	2/4/03	4:45 AM	5	3	1	4	5	0	2	1	0	0	0	0	1	7	29
Tuesday	2/4/03	5:00 AM	3	9	4	7	1	0	0	0	0	0	0	0	3	11	38
Tuesday	2/4/03	5:15 AM	6	18	6	6	3	0	0	0	0	0	0	0	2	14	55
Tuesday	2/4/03	5:30 AM	3	10	2	5	2	0	2	0	0	0	0	0	4	19	47
Tuesday	2/4/03	5:45 AM	7	14	6	6	3	1	1	3	1	1	0	2	4	19	68
Tuesday	2/4/03	6:00 AM	11	13	4	10	4	0	0	1	0	0	0	0	6	31	80
Tuesday	2/4/03	6:15 AM	8	18	2	7	2	2	2	2	1	0	1	0	8	25	78
Tuesday	2/4/03	6:30 AM	10	17	2	7	4	0	0	5	0	2	0	0	11	29	87
Tuesday	2/4/03	6:45 AM	13	23	6	21	3	1	1	2	1	4	2	2	5	34	118
Tuesday	2/4/03	7:00 AM	9	17	5	10	2	0	1	7	0	0	0	0	18	32	101
Tuesday	2/4/03	7:15 AM	10	23	7	6	2	1	1	2	0	4	0	0	18	36	110
Tuesday	2/4/03	7:30 AM	7	13	3	4	0	0	0	1	0	1	0	0	15	27	71
Tuesday	2/4/03	7:45 AM	7	14	3	12	1	0	4	2	0	3	0	1	14	33	94
Tuesday	2/4/03	8:00 AM	8	13	2	13	3	0	3	3	0	6	0	1	20	30	102
Tuesday	2/4/03	8:15 AM	9	14	4	6	1	1	1	3	1	3	0	1	23	34	101
Tuesday	2/4/03	8:30 AM	11	25	2	6	1	1	7	4	0	2	0	0	15	32	106
Tuesday	2/4/03	8:45 AM	8	13	3	15	0	0	2	1	0	3	0	1	19	26	91
Tuesday	2/4/03	9:00 AM	12	18	4	10	4	1	4	1	1	1	0	0	10	42	108
Tuesday	2/4/03	9:15 AM	15	15	6	16	3	0	0	5	0	2	0	0	13	42	117
Tuesday	2/4/03	9:30 AM	9	17	1	11	4	0	1	1	0	5	0	1	7	39	96
Tuesday	2/4/03	9:45 AM	11	17	7	14	1	2	4	0	0	0	0	0	9	32	97
Tuesday	2/4/03	10:00 AM	9	13	4	8	0	0	2	1	0	3	0	1	12	39	92
Tuesday	2/4/03	10:15 AM	8	23	5	12	2	3	2	1	0	1	0	0	12	38	107
Tuesday	2/4/03	10:30 AM	9	24	4	6	3	0	1	1	2	2	0	3	12	26	93
Tuesday	2/4/03	10:45 AM	7	14	3	15	2	2	1	0	0	4	0	2	13	39	102
Tuesday	2/4/03	11:00 AM	11	17	2	7	4	0	2	6	0	2	0	2	16	28	97
Tuesday	2/4/03	11:15 AM	8	15	3	7	2	0	6	2	0	2	0	1	12	26	84
Tuesday	2/4/03	11:30 AM	6	14	2	16	1	0	0	2	0	4	0	0	13	36	94
Tuesday	2/4/03	11:45 AM	9	14	4	21	1	2	4	2	0	2	0	1	11	31	102
Tuesday	2/4/03	12:00 PM	9	13	1	15	2	0	5	3	0	4	0	1	20	44	117
Tuesday	2/4/03	12:15 PM	5	11	4	24	2	0	4	4	0	5	0	0	12	34	105
Tuesday	2/4/03	12:30 PM	15	15	5	12	2	0	2	2	1	5	0	0	15	30	104
Tuesday	2/4/03	12:45 PM	13	17	2	13	1	0	2	4	0	2	0	1	13	39	107
Tuesday	2/4/03	1:00 PM	9	8	2	7	1	0	0	3	1	3	0	1	13	35	83
Tuesday	2/4/03	1:15 PM	5	14	3	13	0	1	1	2	1	5	0	0	11	31	87
Tuesday	2/4/03	1:30 PM	12	11	1	8	2	0	0	4	0	2	0	0	14	28	82
Tuesday	2/4/03	1:45 PM	12	16	6	18	2	2	0	1	0	4	0	0	14	22	97
Tuesday	2/4/03	2:00 PM	12	7	3	11	0	0	1	3	0	3	1	0	14	32	87
Tuesday	2/4/03	2:15 PM	7	15	3	15	1	0	3	1	1	3	0	0	8	35	92
Tuesday	2/4/03	2:30 PM	11	22	2	10	3	0	3	4	0	3	0	1	17	32	108
Tuesday	2/4/03	2:45 PM	8	12	0	10	2	1	2	1	2	4	0	1	17	28	88
Tuesday	2/4/03	3:00 PM	8	14	2	15	1	2	3	0	1	2	0	1	20	33	102
Tuesday	2/4/03	3:15 PM	9	8	2	2	2	0	0	1	0	1	0	1	13	24	63
Tuesday	2/4/03	3:30 PM	4	16	5	2	3	0	1	4	1	0	0	0	17	29	82
Tuesday	2/4/03	3:45 PM	3	19	3	12	2	1	2	3	0	2	0	0	19	26	92
Tuesday	2/4/03	4:00 PM	9	19	2	22	0	0	1	3	0	5	0	1	17	30	109
Total			458	782	181	558	122	25	86	114	15	111	4	27	609	1511	4603

Portway
Union City/ North Bergen, Hudson County

Start Date: 1/30/2003
 Start Time: 2:45:00 PM
 Site Code:7
 Station ID: 09412
 Location : JFKennedy Blvd. Between 47th & 48th Street
 JFK-NB Rt-Lane

Day	Date	Time	Class 1	Class 2	Class 3	Class 4	Class 5	Class 6	Class 7	Class 8	Class 9	Class 10	Class 11	Class 12	Class 13	Class 14	Total
Thursday	1/30/03	2:45 PM	0	111		3	3	0	0	2	0	0	0	0	3	13	154
Thursday	1/30/03	3:00 PM	0	86	21	3	4	1	0	3	0	5	0	0	4	11	138
Thursday	1/30/03	3:15 PM	0	109	18	2	4	0	0	6	0	0	0	0	3	11	153
Thursday	1/30/03	3:30 PM	0	132	18	2	5	0	0	4	1	0	0	3	0	7	172
Thursday	1/30/03	3:45 PM	0	126	22	4	5	0	0	4	0	0	0	1	1	4	167
Thursday	1/30/03	4:00 PM	0	142	22	0	5	0	0	2	0	2	0	0	0	9	182
Thursday	1/30/03	4:15 PM	0	107	28	3	3	0	0	3	0	4	0	1	2	15	166
Thursday	1/30/03	4:30 PM	0	131	20	0	6	0	0	4	0	1	0	0	0	16	178
Thursday	1/30/03	4:45 PM	0	129	18	3	8	0	0	5	1	0	0	0	0	13	177
Thursday	1/30/03	5:00 PM	1	109	9	1	2	0	0	9	1	3	0	1	0	13	149
Thursday	1/30/03	5:15 PM	0	115	23	1	2	0	0	1	0	2	0	0	1	6	151
Thursday	1/30/03	5:30 PM	0	117	23	3	3	0	0	7	0	1	0	0	0	10	164
Thursday	1/30/03	5:45 PM	0	73	14	4	3	0	0	7	1	6	0	0	5	18	131
Thursday	1/30/03	6:00 PM	0	103	19	3	7	0	0	7	0	3	0	1	2	14	159
Thursday	1/30/03	6:15 PM	0	129	19	0	5	0	0	7	1	1	0	1	0	9	172
Thursday	1/30/03	6:30 PM	0	117	17	3	6	0	0	5	0	0	0	1	0	12	161
Thursday	1/30/03	6:45 PM	0	126	14	2	5	0	0	3	0	1	0	0	1	12	164
Thursday	1/30/03	7:00 PM	0	118	16	3	5	0	0	6	0	0	2	1	0	15	166
Thursday	1/30/03	7:15 PM	0	110	26	1	2	0	0	3	0	2	0	0	1	12	157
Thursday	1/30/03	7:30 PM	0	103	16	0	6	0	0	0	0	0	0	2	0	6	133
Thursday	1/30/03	7:45 PM	0	103	15	1	2	0	0	1	0	1	0	0	0	8	131
Thursday	1/30/03	8:00 PM	0	104	16	2	5	0	0	4	0	0	1	0	0	4	136
Thursday	1/30/03	8:15 PM	0	101	14	1	2	0	0	2	0	1	0	1	0	3	125
Thursday	1/30/03	8:30 PM	0	103	8	1	3	0	0	2	0	0	0	0	0	4	121
Thursday	1/30/03	8:45 PM	0	103	13	3	2	0	0	0	0	0	0	0	0	2	123
Thursday	1/30/03	9:00 PM	0	92	10	1	1	0	0	1	0	0	0	0	1	5	111
Thursday	1/30/03	9:15 PM	0	84	10	2	2	0	0	0	0	0	0	0	0	5	103
Thursday	1/30/03	9:30 PM	0	98	9	0	3	0	0	0	0	0	0	0	0	1	111
Thursday	1/30/03	9:45 PM	0	80	7	3	1	0	0	2	0	0	0	0	0	1	94
Thursday	1/30/03	10:00 PM	0	91	8	0	1	0	0	2	0	0	0	0	1	5	108
Thursday	1/30/03	10:15 PM	0	72	2	0	2	0	0	1	0	0	0	0	0	2	79
Thursday	1/30/03	10:30 PM	0	78	6	1	0	0	0	2	0	0	0	1	0	2	90
Thursday	1/30/03	10:45 PM	0	58	3	0	0	1	0	1	0	0	0	0	0	2	65
Thursday	1/30/03	11:00 PM	0	66	8	1	0	0	0	0	0	0	0	0	0	1	76
Thursday	1/30/03	11:15 PM	0	46	6	1	2	1	0	1	0	1	0	0	0	4	62
Thursday	1/30/03	11:30 PM	0	48	5	0	0	0	0	1	0	0	0	0	0	2	56
Thursday	1/30/03	11:45 PM	0	32	2	1	0	0	0	0	0	0	0	0	0	5	40
		Total	1	3652	524	59	115	3	0	108	5	34	3	14	25	282	4825
Friday	1/31/03	12:00 AM	0	35	3	0	0	0	0	0	0	0	0	0	0	0	38
Friday	1/31/03	12:15 AM	0	47	2	0	1	0	0	0	0	0	0	1	0	0	51
Friday	1/31/03	12:30 AM	0	44	2	1	0	0	0	0	0	0	0	0	0	0	47
Friday	1/31/03	12:45 AM	0	37	2	0	1	0	0	0	0	0	0	0	0	2	42
Friday	1/31/03	1:00 AM	0	19	0	0	0	0	0	0	0	0	0	0	0	1	20
Friday	1/31/03	1:15 AM	0	22	1	0	1	0	0	0	0	0	0	0	0	0	24
Friday	1/31/03	1:30 AM	0	21	5	0	1	0	0	0	0	0	0	0	0	0	27
Friday	1/31/03	1:45 AM	0	26	0	0	0	1	0	0	0	0	0	0	0	1	28
Friday	1/31/03	2:00 AM	0	20	0	0	0	0	0	0	0	0	0	0	0	0	20
Friday	1/31/03	2:15 AM	0	19	4	0	0	0	0	0	0	0	0	0	0	1	24
Friday	1/31/03	2:30 AM	0	13	1	0	0	0	0	0	1	0	0	0	0	0	15
Friday	1/31/03	2:45 AM	0	12	0	0	1	0	0	0	0	0	0	0	0	0	13
Friday	1/31/03	3:00 AM	0	15	0	0	0	0	0	0	0	0	0	0	0	2	17
Friday	1/31/03	3:15 AM	0	11	3	0	0	1	0	0	0	0	0	0	0	0	15
Friday	1/31/03	3:30 AM	0	15	3	0	0	0	0	0	0	0	0	0	0	2	20
Friday	1/31/03	3:45 AM	0	6	1	0	0	0	0	0	0	0	0	0	0	0	7
Friday	1/31/03	4:00 AM	0	2	0	0	1	0	0	0	0	0	0	0	0	0	3
Friday	1/31/03	4:15 AM	0	11	0	0	1	0	0	0	1	0	0	0	0	0	13
Friday	1/31/03	4:30 AM	0	10	1	0	2	0	0	0	0	0	0	0	0	0	13
Friday	1/31/03	4:45 AM	0	19	2	0	0	0	0	0	0	0	0	0	0	0	21
Friday	1/31/03	5:00 AM	0	17	1	0	0	2	0	0	0	0	0	0	0	1	21
Friday	1/31/03	5:15 AM	0	21	2	0	1	1	0	0	0	0	0	0	0	1	26
Friday	1/31/03	5:30 AM	0	22	0	1	1	0	0	0	0	0	0	0	0	2	26
Friday	1/31/03	5:45 AM	0	31	8	2	3	0	0	1	0	0	0	0	0	0	45
Friday	1/31/03	6:00 AM	0	37	8	0	3	0	0	0	1	0	0	0	0	1	50
Friday	1/31/03	6:15 AM	0	43	3	3	5	0	0	2	1	0	0	0	0	1	58
Friday	1/31/03	6:30 AM	0	55	6	1	5	0	0	3	0	0	0	1	0	4	75
Friday	1/31/03	6:45 AM	0	61	12	2	5	1	0	1	0	0	0	0	0	4	86
Friday	1/31/03	7:00 AM	1	65	8	4	3	2	0	0	1	0	0	0	0	4	88
Friday	1/31/03	7:15 AM	0	96	17	1	6	0	0	5	0	0	0	1	0	2	128
Friday	1/31/03	7:30 AM	0	96	13	4	4	0	0	4	2	0	0	0	0	7	130
Friday	1/31/03	7:45 AM	0	94	15	6	5	0	0	6	0	2	0	0	1	12	141
Friday	1/31/03	8:00 AM	0	97	21	4	4	1	0	3	1	0	0	0	0	11	142
Friday	1/31/03	8:15 AM	0	110	13	4	6	0	0	0	0	1	0	1	1	5	141
Friday	1/31/03	8:30 AM	0	88	21	5	8	0	0	6	0	1	0	0	0	1	130

Portway
Union City/ North Bergen, Hudson County

Start Date: 1/30/2003
 Start Time: 2:45:00 PM
 Site Code: 7
 Station ID: 09412
 Location : JFKennedy Blvd. Between 47th & 48th Street
 JFK-NB Rt-Lane

Day	Date	Time	Class 1	Class 2	Class 3	Class 4	Class 5	Class 6	Class 7	Class 8	Class 9	Class 10	Class 11	Class 12	Class 13	Class 14	Total
Friday	1/31/03	8:45 AM	0	94	18	3	12	0	0	3	1	1	0	0	0	9	141
Friday	1/31/03	9:00 AM	0	99	20	2	11	2	0	2	0	0	0	0	0	5	141
Friday	1/31/03	9:15 AM	0	86	14	3	7	1	0	0	0	1	0	0	1	7	120
Friday	1/31/03	9:30 AM	0	88	17	1	3	2	0	2	1	0	0	0	1	6	121
Friday	1/31/03	9:45 AM	0	105	15	4	3	0	0	0	0	1	0	0	0	10	138
Friday	1/31/03	10:00 AM	0	120	16	2	2	0	0	3	1	1	0	1	0	4	150
Friday	1/31/03	10:15 AM	0	91	13	4	4	0	0	0	1	1	0	0	0	12	126
Friday	1/31/03	10:30 AM	0	86	24	3	6	0	0	3	0	1	0	0	1	9	133
Friday	1/31/03	10:45 AM	0	98	23	3	9	1	0	0	0	0	0	0	0	3	137
Friday	1/31/03	11:00 AM	0	90	18	3	6	0	0	4	1	0	0	0	2	10	134
Friday	1/31/03	11:15 AM	0	106	20	2	7	0	0	0	0	0	0	0	0	1	136
Friday	1/31/03	11:30 AM	0	109	13	2	5	1	0	0	0	0	0	0	1	5	136
Friday	1/31/03	11:45 AM	0	93	24	1	8	0	0	3	0	0	0	1	3	12	145
Friday	1/31/03	12:00 PM	0	108	18	1	9	1	0	4	0	0	0	0	0	8	149
Friday	1/31/03	12:15 PM	0	114	26	1	8	0	0	1	0	1	0	0	0	5	156
Friday	1/31/03	12:30 PM	1	96	23	3	8	1	0	7	0	1	0	0	0	8	148
Friday	1/31/03	12:45 PM	0	53	13	2	7	0	0	0	0	3	0	1	2	12	93
Friday	1/31/03	1:00 PM	0	99	23	1	4	0	0	3	0	0	0	0	0	10	140
Friday	1/31/03	1:15 PM	0	104	16	3	5	0	0	4	1	1	1	1	2	7	145
Friday	1/31/03	1:30 PM	0	93	12	5	9	0	0	4	0	3	0	1	2	16	145
Friday	1/31/03	1:45 PM	0	119	12	3	7	1	0	0	0	0	0	0	0	8	150
Friday	1/31/03	2:00 PM	0	97	17	2	3	0	0	6	0	1	0	2	3	16	147
Friday	1/31/03	2:15 PM	0	99	20	4	8	1	0	3	0	0	0	1	0	9	145
Friday	1/31/03	2:30 PM	0	134	19	5	3	0	0	2	0	0	0	1	0	4	168
Friday	1/31/03	2:45 PM	0	104	16	9	8	0	0	2	0	2	0	0	1	4	146
Friday	1/31/03	3:00 PM	0	132	21	2	3	0	0	2	0	1	0	1	0	9	171
Friday	1/31/03	3:15 PM	0	118	19	3	7	0	0	2	0	2	0	0	0	7	158
Friday	1/31/03	3:30 PM	0	129	17	1	5	0	0	1	0	1	0	0	1	9	164
Friday	1/31/03	3:45 PM	0	125	12	3	8	0	0	5	0	1	0	0	0	10	164
Friday	1/31/03	4:00 PM	0	141	21	3	4	0	0	3	0	1	0	0	1	8	182
Friday	1/31/03	4:15 PM	0	117	10	1	5	0	0	3	0	3	0	1	0	13	153
Friday	1/31/03	4:30 PM	0	91	15	3	3	1	0	8	0	0	1	1	4	20	147
Friday	1/31/03	4:45 PM	0	120	15	2	1	1	0	1	0	0	0	1	0	18	159
Friday	1/31/03	5:00 PM	0	125	11	3	4	0	0	1	0	5	0	1	2	9	161
Friday	1/31/03	5:15 PM	0	119	14	0	3	0	0	3	0	2	0	0	1	20	162
Friday	1/31/03	5:30 PM	0	115	15	1	4	1	0	8	0	4	0	1	1	21	171
Friday	1/31/03	5:45 PM	0	110	16	3	5	0	0	7	0	1	0	0	1	14	157
Friday	1/31/03	6:00 PM	0	130	10	1	4	0	0	4	0	5	0	0	1	11	166
Friday	1/31/03	6:15 PM	0	86	12	1	1	0	0	4	0	3	0	2	5	18	132
Friday	1/31/03	6:30 PM	0	103	8	3	7	0	0	4	0	1	0	3	2	11	142
Friday	1/31/03	6:45 PM	0	114	21	1	3	0	0	7	0	1	0	1	3	13	164
Friday	1/31/03	7:00 PM	0	128	20	1	2	0	0	6	0	1	0	1	1	11	171
Friday	1/31/03	7:15 PM	1	132	22	1	2	0	0	7	0	1	0	1	0	6	173
Friday	1/31/03	7:30 PM	0	142	13	1	4	0	0	4	1	1	0	0	0	5	171
Friday	1/31/03	7:45 PM	0	144	10	1	5	0	0	5	0	0	0	2	0	13	180
Friday	1/31/03	8:00 PM	0	137	16	1	1	0	0	4	0	0	0	2	0	2	163
Friday	1/31/03	8:15 PM	0	114	18	1	1	1	0	2	0	0	0	0	0	12	149
Friday	1/31/03	8:30 PM	0	124	13	1	3	0	0	2	0	0	0	0	0	4	147
Friday	1/31/03	8:45 PM	0	105	12	0	0	0	0	2	1	0	0	0	0	9	129
Friday	1/31/03	9:00 PM	0	115	8	2	3	0	0	1	0	1	0	0	0	3	133
Friday	1/31/03	9:15 PM	0	102	15	1	1	0	0	1	0	0	0	0	0	2	122
Friday	1/31/03	9:30 PM	0	99	7	0	1	0	0	0	0	2	0	0	0	1	110
Friday	1/31/03	9:45 PM	0	108	10	3	0	0	0	1	0	0	0	0	0	4	126
Friday	1/31/03	10:00 PM	0	99	7	0	0	0	0	1	0	0	0	0	0	5	112
Friday	1/31/03	10:15 PM	0	92	7	1	2	0	1	0	0	1	0	0	1	3	108
Friday	1/31/03	10:30 PM	0	106	11	1	1	0	0	2	0	2	0	0	0	3	126
Friday	1/31/03	10:45 PM	0	98	12	0	0	0	0	1	0	2	0	0	0	5	118
Friday	1/31/03	11:00 PM	0	93	5	1	0	0	0	0	0	0	0	0	0	1	100
Friday	1/31/03	11:15 PM	0	86	6	0	0	0	0	1	0	0	0	0	1	6	100
Friday	1/31/03	11:30 PM	0	69	8	0	0	0	0	1	0	0	0	0	0	3	81
Friday	1/31/03	11:45 PM	1	58	4	1	0	0	0	2	0	0	0	0	0	5	71
		Total	4	7848	1089	158	323	24	1	193	16	64	2	31	46	579	10378
Saturday	2/1/03	12:00 AM	0	70	4	0	0	0	0	0	0	0	0	0	0	3	77
Saturday	2/1/03	12:15 AM	0	60	2	0	0	0	0	0	0	0	0	0	0	4	66
Saturday	2/1/03	12:30 AM	0	53	9	0	1	0	0	0	0	0	0	0	1	5	69
Saturday	2/1/03	12:45 AM	0	56	3	0	2	0	0	1	0	0	0	0	0	1	63
Saturday	2/1/03	1:00 AM	0	43	3	0	0	0	0	1	0	0	0	0	0	1	48
Saturday	2/1/03	1:15 AM	0	39	5	0	0	0	0	1	0	0	0	0	0	1	46
Saturday	2/1/03	1:30 AM	0	37	3	0	1	0	0	0	0	0	0	0	0	2	43
Saturday	2/1/03	1:45 AM	0	58	4	0	1	0	0	0	0	1	0	0	0	2	66
Saturday	2/1/03	2:00 AM	0	47	4	0	0	1	0	0	0	0	0	0	0	1	53
Saturday	2/1/03	2:15 AM	0	36	2	0	1	0	0	1	0	0	0	0	0	0	40
Saturday	2/1/03	2:30 AM	0	36	3	0	1	0	0	0	0	0	0	0	0	0	40

Portway
Union City/ North Bergen, Hudson County

Start Date: 1/30/2003
 Start Time: 2:45:00 PM
 Site Code:7
 Station ID: 09412
 Location : JFKennedy Blvd. Between 47th & 48th Street
 JFK-NB Rt-Lane

Day	Date	Time	Class 1	Class 2	Class 3	Class 4	Class 5	Class 6	Class 7	Class 8	Class 9	Class 10	Class 11	Class 12	Class 13	Class 14	Total
Saturday	2/1/03	2:45 AM	0	44	1	0	0	0	0	0	0	0	0	0	0	2	47
Saturday	2/1/03	3:00 AM	0	31	3	0	0	0	0	0	0	0	0	0	0	2	36
Saturday	2/1/03	3:15 AM	0	44	4	0	0	0	0	0	0	0	0	1	0	1	50
Saturday	2/1/03	3:30 AM	0	33	2	0	1	0	0	1	0	0	0	0	0	1	38
Saturday	2/1/03	3:45 AM	0	22	3	0	0	0	0	0	0	0	0	0	0	0	25
Saturday	2/1/03	4:00 AM	0	19	2	0	0	0	0	0	0	0	0	0	0	0	21
Saturday	2/1/03	4:15 AM	0	20	1	0	0	0	0	0	0	0	0	0	0	0	21
Saturday	2/1/03	4:30 AM	0	21	0	0	0	0	0	0	0	0	0	0	1	0	22
Saturday	2/1/03	4:45 AM	0	22	0	0	1	0	0	0	0	0	0	0	0	0	23
Saturday	2/1/03	5:00 AM	0	13	3	1	0	1	0	0	0	0	0	0	0	0	18
Saturday	2/1/03	5:15 AM	0	23	2	1	0	0	0	0	1	0	0	0	0	2	29
Saturday	2/1/03	5:30 AM	0	17	1	0	0	0	0	0	0	0	0	0	0	0	18
Saturday	2/1/03	5:45 AM	0	26	2	1	1	0	0	0	0	0	0	0	0	1	31
Saturday	2/1/03	6:00 AM	0	31	3	0	0	0	0	1	0	0	0	0	0	1	36
Saturday	2/1/03	6:15 AM	0	25	4	0	3	0	0	0	0	0	0	0	0	0	32
Saturday	2/1/03	6:30 AM	0	29	3	1	1	1	0	1	0	0	0	0	0	0	36
Saturday	2/1/03	6:45 AM	0	29	3	0	2	1	0	0	0	0	0	0	0	0	35
Saturday	2/1/03	7:00 AM	0	21	4	1	2	0	0	0	0	0	0	0	0	1	29
Saturday	2/1/03	7:15 AM	0	47	11	0	3	0	0	0	0	0	0	0	0	2	63
Saturday	2/1/03	7:30 AM	0	63	6	1	3	1	0	2	0	0	0	0	0	3	79
Saturday	2/1/03	7:45 AM	0	53	12	1	3	0	0	1	0	0	0	0	0	4	74
Saturday	2/1/03	8:00 AM	0	65	9	1	2	0	0	1	0	0	0	0	0	0	78
Saturday	2/1/03	8:15 AM	0	60	14	2	2	0	0	2	0	1	0	0	0	0	81
Saturday	2/1/03	8:30 AM	0	95	5	1	4	0	0	0	0	1	0	0	0	2	108
Saturday	2/1/03	8:45 AM	0	92	16	1	5	0	0	1	0	0	0	0	0	1	116
Saturday	2/1/03	9:00 AM	0	88	17	1	2	0	0	2	0	0	0	0	0	8	118
Saturday	2/1/03	9:15 AM	0	90	14	0	4	2	0	1	0	0	0	1	0	5	117
Saturday	2/1/03	9:30 AM	0	88	12	0	1	0	0	3	0	0	0	0	1	5	110
Saturday	2/1/03	9:45 AM	0	97	8	0	3	0	0	6	0	0	0	0	0	6	120
Saturday	2/1/03	10:00 AM	0	111	11	2	2	0	0	4	0	1	0	0	1	3	135
Saturday	2/1/03	10:15 AM	0	114	8	1	2	0	0	2	0	0	0	1	0	6	134
Saturday	2/1/03	10:30 AM	0	123	11	1	1	0	0	2	0	0	0	0	0	7	145
Saturday	2/1/03	10:45 AM	0	113	8	0	3	0	0	1	0	1	0	0	1	6	133
Saturday	2/1/03	11:00 AM	0	115	16	1	5	0	0	2	0	0	0	0	1	3	143
Saturday	2/1/03	11:15 AM	0	101	18	1	3	1	0	2	0	3	0	0	2	12	143
Saturday	2/1/03	11:30 AM	0	130	13	2	2	1	0	4	0	1	0	2	0	8	163
Saturday	2/1/03	11:45 AM	0	144	21	0	1	1	0	2	0	1	0	0	0	14	184
Saturday	2/1/03	12:00 PM	0	132	10	3	3	0	0	3	0	2	0	1	0	4	158
Saturday	2/1/03	12:15 PM	0	138	20	0	4	0	0	2	0	0	1	0	1	13	179
Saturday	2/1/03	12:30 PM	0	139	17	0	3	1	0	1	0	3	0	0	0	9	173
Saturday	2/1/03	12:45 PM	0	118	12	2	2	0	0	4	0	2	0	0	2	7	149
Saturday	2/1/03	1:00 PM	0	114	16	3	5	0	0	3	0	2	0	0	0	14	157
Saturday	2/1/03	1:15 PM	0	129	24	0	2	0	0	1	0	0	0	0	0	14	170
Saturday	2/1/03	1:30 PM	0	145	10	1	3	0	0	2	0	0	0	0	1	8	170
Saturday	2/1/03	1:45 PM	0	87	8	0	4	1	0	1	0	2	0	3	2	12	120
Saturday	2/1/03	2:00 PM	0	97	11	2	0	0	0	6	0	4	0	1	0	12	133
Saturday	2/1/03	2:15 PM	0	127	11	0	2	0	0	0	0	0	0	0	0	4	144
Saturday	2/1/03	2:30 PM	0	104	7	0	5	0	0	1	0	1	0	2	1	5	126
Saturday	2/1/03	2:45 PM	0	144	13	0	5	0	0	1	0	1	0	0	0	11	175
Saturday	2/1/03	3:00 PM	0	141	13	2	2	0	0	4	0	0	0	0	1	14	177
Saturday	2/1/03	3:15 PM	0	112	13	2	1	0	0	3	0	0	0	1	1	13	146
Saturday	2/1/03	3:30 PM	0	140	11	0	4	0	0	2	0	1	0	0	0	14	172
Saturday	2/1/03	3:45 PM	0	117	18	2	2	0	0	4	0	0	0	0	2	9	154
Saturday	2/1/03	4:00 PM	0	116	16	2	4	0	0	5	0	1	0	1	3	14	162
Saturday	2/1/03	4:15 PM	0	126	12	0	2	0	0	5	0	1	0	0	1	12	159
Saturday	2/1/03	4:30 PM	0	139	12	0	3	0	0	5	0	3	0	1	0	13	176
Saturday	2/1/03	4:45 PM	0	113	16	1	5	0	0	1	0	4	0	0	2	11	153
Saturday	2/1/03	5:00 PM	0	136	15	3	3	0	0	3	0	1	0	1	0	5	167
Saturday	2/1/03	5:15 PM	0	122	15	0	4	0	0	3	0	2	0	1	2	8	157
Saturday	2/1/03	5:30 PM	0	114	9	2	4	0	0	2	0	2	0	0	2	16	151
Saturday	2/1/03	5:45 PM	0	119	11	0	2	0	0	7	0	2	0	1	0	12	154
Saturday	2/1/03	6:00 PM	0	118	10	1	2	0	0	5	1	5	0	0	0	9	151
Saturday	2/1/03	6:15 PM	0	131	19	0	2	0	0	3	0	0	0	0	1	7	163
Saturday	2/1/03	6:30 PM	0	126	15	1	2	0	0	5	0	1	0	0	0	10	160
Saturday	2/1/03	6:45 PM	0	124	8	0	1	0	0	5	0	0	0	0	0	8	146
Saturday	2/1/03	7:00 PM	0	100	16	1	3	0	0	3	0	1	0	0	3	16	143
Saturday	2/1/03	7:15 PM	0	127	21	0	7	0	0	2	0	0	0	0	0	11	168
Saturday	2/1/03	7:30 PM	0	124	16	1	1	0	0	2	0	1	0	0	0	3	148
Saturday	2/1/03	7:45 PM	0	119	15	1	2	0	0	3	0	1	0	0	1	3	145
Saturday	2/1/03	8:00 PM	0	123	21	3	2	0	0	2	0	0	0	0	1	5	157
Saturday	2/1/03	8:15 PM	1	125	10	1	1	1	0	2	0	0	0	1	0	5	147
Saturday	2/1/03	8:30 PM	1	103	12	1	1	0	0	1	0	2	0	0	1	10	132
Saturday	2/1/03	8:45 PM	0	112	9	2	2	0	0	1	0	1	0	1	0	5	133

Portway
Union City/ North Bergen, Hudson County

Start Date: 1/30/2003
Start Time: 2:45:00 PM
Site Code: 7
Station ID: 09412
Location : JFKennedy Blvd. Between 47th & 48th Street
JFK-NB Rt-Lane

Day	Date	Time	Class 1	Class 2	Class 3	Class 4	Class 5	Class 6	Class 7	Class 8	Class 9	Class 10	Class 11	Class 12	Class 13	Class 14	Total
Saturday	2/1/03	9:00 PM	0	107	14	1	0	0	0	2	0	0	0	0	0	3	127
Saturday	2/1/03	9:15 PM	0	105	8	1	1	0	0	1	0	1	0	0	0	5	122
Saturday	2/1/03	9:30 PM	0	97	3	1	1	0	0	2	0	0	0	0	0	1	105
Saturday	2/1/03	9:45 PM	0	94	9	1	2	0	0	1	0	0	0	0	0	8	115
Saturday	2/1/03	10:00 PM	0	110	4	2	4	0	0	2	0	0	0	0	0	4	126
Saturday	2/1/03	10:15 PM	0	85	3	1	0	0	0	3	0	1	0	0	0	5	98
Saturday	2/1/03	10:30 PM	0	98	7	2	1	0	0	1	0	0	0	0	0	6	115
Saturday	2/1/03	10:45 PM	0	104	9	1	0	0	0	0	0	1	0	0	0	3	118
Saturday	2/1/03	11:00 PM	0	106	1	0	0	0	0	2	0	0	0	1	0	3	113
Saturday	2/1/03	11:15 PM	0	81	9	0	0	0	0	0	0	0	0	0	0	1	91
Saturday	2/1/03	11:30 PM	0	91	8	0	0	0	0	0	0	0	0	0	0	2	101
Saturday	2/1/03	11:45 PM	0	73	8	1	1	0	0	0	0	0	0	0	0	5	88
		Total	2	8346	888	69	179	13	0	162	2	59	1	21	36	518	10296
Sunday	2/2/03	12:00 AM	0	77	5	0	0	0	0	2	0	0	0	0	0	2	86
Sunday	2/2/03	12:15 AM	0	68	4	0	0	0	0	2	0	0	0	0	0	2	76
Sunday	2/2/03	12:30 AM	0	58	2	0	0	0	0	0	0	0	0	0	0	2	62
Sunday	2/2/03	12:45 AM	0	68	0	0	1	0	0	0	0	0	0	0	0	2	71
Sunday	2/2/03	1:00 AM	0	61	3	0	0	0	0	1	0	0	0	0	0	3	68
Sunday	2/2/03	1:15 AM	0	56	6	0	0	0	0	0	0	0	0	0	0	3	65
Sunday	2/2/03	1:30 AM	0	57	2	0	0	0	0	0	0	0	0	0	0	1	60
Sunday	2/2/03	1:45 AM	0	68	3	0	0	0	0	0	0	0	0	0	0	2	73
Sunday	2/2/03	2:00 AM	0	63	3	0	0	0	0	0	0	0	0	0	0	0	66
Sunday	2/2/03	2:15 AM	0	35	2	0	0	0	0	0	0	0	0	0	0	3	40
Sunday	2/2/03	2:30 AM	0	35	1	0	0	0	0	0	0	0	0	0	0	1	37
Sunday	2/2/03	2:45 AM	0	35	2	0	0	0	0	1	0	0	0	0	0	1	39
Sunday	2/2/03	3:00 AM	0	45	3	1	0	0	0	0	0	0	0	0	0	0	49
Sunday	2/2/03	3:15 AM	0	36	4	0	0	0	0	0	0	0	0	0	0	1	41
Sunday	2/2/03	3:30 AM	0	33	2	0	0	0	0	1	0	0	0	0	0	0	36
Sunday	2/2/03	3:45 AM	0	29	2	0	0	0	0	0	0	0	0	0	0	1	32
Sunday	2/2/03	4:00 AM	0	22	2	0	1	0	0	0	0	0	0	0	0	0	25
Sunday	2/2/03	4:15 AM	0	30	2	0	1	0	0	0	0	0	0	0	0	0	33
Sunday	2/2/03	4:30 AM	0	18	2	0	0	0	0	0	0	0	0	0	0	2	22
Sunday	2/2/03	4:45 AM	0	30	2	0	0	0	0	0	0	0	0	0	0	1	33
Sunday	2/2/03	5:00 AM	0	17	0	1	0	0	0	1	0	0	0	0	0	0	19
Sunday	2/2/03	5:15 AM	0	22	1	0	0	0	0	0	0	0	0	0	0	1	24
Sunday	2/2/03	5:30 AM	0	20	1	0	0	0	0	0	0	0	0	0	0	1	22
Sunday	2/2/03	5:45 AM	0	27	0	0	2	0	0	0	0	0	0	0	0	0	29
Sunday	2/2/03	6:00 AM	0	21	0	0	2	0	0	0	0	0	0	0	0	0	23
Sunday	2/2/03	6:15 AM	0	13	2	0	1	0	0	0	0	0	0	0	0	2	18
Sunday	2/2/03	6:30 AM	0	21	3	0	1	0	0	0	0	0	0	0	0	0	25
Sunday	2/2/03	6:45 AM	0	23	3	0	3	0	0	1	0	0	0	0	0	0	30
Sunday	2/2/03	7:00 AM	0	25	3	0	3	0	0	1	0	0	0	0	0	2	34
Sunday	2/2/03	7:15 AM	0	21	2	2	1	0	0	0	0	0	0	0	0	0	26
Sunday	2/2/03	7:30 AM	0	41	4	1	1	0	0	0	0	0	0	0	0	0	47
Sunday	2/2/03	7:45 AM	0	35	0	3	4	0	0	0	0	0	0	0	0	1	43
Sunday	2/2/03	8:00 AM	0	32	4	2	0	0	0	0	0	0	0	0	0	0	38
Sunday	2/2/03	8:15 AM	0	44	2	0	2	0	0	1	0	0	0	0	0	2	51
Sunday	2/2/03	8:30 AM	0	59	4	1	0	0	0	0	0	0	0	0	0	2	66
Sunday	2/2/03	8:45 AM	0	58	2	0	0	0	0	0	0	0	0	0	0	1	61
Sunday	2/2/03	9:00 AM	0	55	2	1	0	0	0	1	0	0	0	1	0	4	64
Sunday	2/2/03	9:15 AM	0	49	5	1	2	0	0	0	0	0	0	0	0	4	61
Sunday	2/2/03	9:30 AM	0	73	4	1	0	0	0	3	0	0	0	0	0	1	82
Sunday	2/2/03	9:45 AM	0	88	9	0	2	0	0	0	0	0	0	0	0	3	102
Sunday	2/2/03	10:00 AM	0	80	7	1	0	0	0	0	0	0	0	0	0	5	93
Sunday	2/2/03	10:15 AM	0	100	11	0	1	0	0	2	0	0	0	0	0	2	116
Sunday	2/2/03	10:30 AM	0	102	9	0	1	0	0	2	0	0	0	0	0	2	116
Sunday	2/2/03	10:45 AM	0	107	9	1	2	0	0	1	0	0	0	0	0	7	127
Sunday	2/2/03	11:00 AM	1	116	9	0	0	0	0	0	0	1	0	1	0	7	135
Sunday	2/2/03	11:15 AM	0	129	4	1	3	0	0	2	0	1	0	1	0	4	145
Sunday	2/2/03	11:30 AM	0	115	6	0	2	0	0	1	0	0	0	0	0	5	129
Sunday	2/2/03	11:45 AM	0	129	15	1	1	0	0	1	0	0	0	0	0	4	151
Sunday	2/2/03	12:00 PM	0	121	12	0	1	0	0	1	0	0	1	0	0	8	144
Sunday	2/2/03	12:15 PM	0	121	16	1	1	0	0	4	0	0	0	0	0	6	149
Sunday	2/2/03	12:30 PM	0	126	7	0	2	0	0	2	0	1	0	1	1	7	147
Sunday	2/2/03	12:45 PM	0	135	7	1	1	0	0	2	0	2	0	1	0	10	159
Sunday	2/2/03	1:00 PM	1	138	7	0	1	0	0	4	0	1	0	0	0	11	163
Sunday	2/2/03	1:15 PM	0	155	16	1	1	0	0	0	1	1	0	0	0	7	182
Sunday	2/2/03	1:30 PM	0	127	11	0	0	0	0	3	0	0	0	2	1	13	157
Sunday	2/2/03	1:45 PM	0	133	10	1	1	0	0	4	0	1	0	1	0	7	158
Sunday	2/2/03	2:00 PM	0	121	6	0	1	0	0	4	0	0	0	1	1	9	143
Sunday	2/2/03	2:15 PM	0	151	14	2	3	0	0	1	0	1	0	0	0	12	184
Sunday	2/2/03	2:30 PM	0	152	10	0	1	0	0	0	0	0	0	0	1	9	173
Sunday	2/2/03	2:45 PM	0	134	5	1	2	0	0	2	0	4	0	0	2	10	160

Portway
Union City/ North Bergen, Hudson County

Start Date: 1/30/2003
Start Time: 2:45:00 PM
Site Code:7
Station ID: 09412
Location : JFKennedy Blvd. Between 47th & 48th Street
JFK-NB Rt-Lane

Day	Date	Time	Class 1	Class 2	Class 3	Class 4	Class 5	Class 6	Class 7	Class 8	Class 9	Class 10	Class 11	Class 12	Class 13	Class 14	Total
Sunday	2/2/03	3:00 PM	1	123	10	0	3	0	0	2	0	4	0	0	1	10	154
Sunday	2/2/03	3:15 PM	0	58	11	1	0	0	0	4	0	3	0	2	4	6	89
Sunday	2/2/03	3:30 PM	0	126	6	1	3	0	0	1	0	0	0	1	0	18	156
Sunday	2/2/03	3:45 PM	1	135	6	1	1	0	0	5	0	0	0	0	1	14	164
Sunday	2/2/03	4:00 PM	0	136	9	0	1	0	0	4	0	1	0	0	0	7	158
Sunday	2/2/03	4:15 PM	0	123	4	0	1	0	0	3	0	0	0	0	0	13	144
Sunday	2/2/03	4:30 PM	0	126	10	0	5	0	0	1	0	2	0	2	0	6	152
Sunday	2/2/03	4:45 PM	0	119	6	1	2	0	0	5	0	1	0	2	1	9	146
Sunday	2/2/03	5:00 PM	0	120	7	0	0	0	0	0	0	2	0	2	1	7	139
Sunday	2/2/03	5:15 PM	0	139	12	1	1	0	0	0	0	0	0	0	0	8	161
Sunday	2/2/03	5:30 PM	1	134	9	0	2	0	0	5	0	3	0	0	0	3	157
Sunday	2/2/03	5:45 PM	0	134	15	1	1	0	0	2	0	1	0	1	0	6	161
Sunday	2/2/03	6:00 PM	0	137	13	0	1	0	0	1	0	1	0	2	0	9	164
Sunday	2/2/03	6:15 PM	0	131	8	1	2	0	0	4	0	0	0	0	0	7	153
Sunday	2/2/03	6:30 PM	0	136	6	1	2	0	0	7	0	2	0	1	1	7	163
Sunday	2/2/03	6:45 PM	0	131	12	1	0	0	0	4	0	1	0	0	0	9	158
Sunday	2/2/03	7:00 PM	0	123	14	0	0	0	0	2	0	0	0	0	0	14	153
Sunday	2/2/03	7:15 PM	0	122	8	1	2	0	0	0	0	0	0	0	0	4	137
Sunday	2/2/03	7:30 PM	0	99	12	1	2	0	0	1	0	0	0	0	1	11	127
Sunday	2/2/03	7:45 PM	0	117	7	1	1	0	0	0	0	1	0	0	0	2	129
Sunday	2/2/03	8:00 PM	0	114	5	0	1	0	0	0	0	0	0	0	0	4	124
Sunday	2/2/03	8:15 PM	0	103	6	1	1	0	0	2	0	0	0	0	0	6	119
Sunday	2/2/03	8:30 PM	0	111	12	0	2	0	0	1	0	0	0	0	0	8	134
Sunday	2/2/03	8:45 PM	0	96	6	0	2	0	0	1	0	0	0	1	0	1	107
Sunday	2/2/03	9:00 PM	0	71	9	0	3	0	0	2	0	0	0	0	0	1	86
Sunday	2/2/03	9:15 PM	0	93	8	0	0	0	0	1	0	0	0	0	0	9	111
Sunday	2/2/03	9:30 PM	0	60	11	1	1	0	0	1	0	0	0	0	0	3	77
Sunday	2/2/03	9:45 PM	0	73	5	1	1	0	0	0	0	0	0	0	0	3	83
Sunday	2/2/03	10:00 PM	0	75	4	0	0	0	0	0	0	0	0	0	1	2	82
Sunday	2/2/03	10:15 PM	0	71	3	0	2	0	0	0	0	0	0	0	0	1	77
Sunday	2/2/03	10:30 PM	0	75	5	1	0	0	0	1	0	0	0	0	0	6	88
Sunday	2/2/03	10:45 PM	0	48	4	1	2	0	0	1	0	0	0	0	0	1	57
Sunday	2/2/03	11:00 PM	0	56	0	0	1	0	0	1	0	0	0	0	0	5	63
Sunday	2/2/03	11:15 PM	0	47	7	0	0	0	0	0	0	0	0	0	0	1	55
Sunday	2/2/03	11:30 PM	0	49	1	0	0	0	0	0	0	1	0	0	0	3	51
Sunday	2/2/03	11:45 PM	0	29	2	0	0	0	0	0	0	0	0	0	0	3	34
		Total	5	7800	567	42	98	0	0	113	1	36	1	23	17	420	9123
Monday	2/3/03	12:00 AM	0	37	0	0	0	0	0	0	0	0	0	0	0	1	38
Monday	2/3/03	12:15 AM	1	41	4	0	1	0	0	0	0	0	0	0	0	1	48
Monday	2/3/03	12:30 AM	0	40	4	0	0	0	0	1	0	0	0	0	0	0	45
Monday	2/3/03	12:45 AM	0	19	0	0	0	0	0	0	0	0	0	0	0	1	20
Monday	2/3/03	1:00 AM	0	24	0	0	0	0	0	0	0	0	0	0	0	2	26
Monday	2/3/03	1:15 AM	0	18	1	0	0	0	0	0	0	0	0	0	0	0	19
Monday	2/3/03	1:30 AM	0	21	0	0	0	0	0	0	0	0	0	0	0	0	21
Monday	2/3/03	1:45 AM	0	26	2	0	0	0	0	0	0	0	0	0	0	1	29
Monday	2/3/03	2:00 AM	0	22	1	0	1	0	0	0	1	0	0	1	0	1	27
Monday	2/3/03	2:15 AM	0	15	0	0	1	0	0	0	0	0	0	0	0	0	16
Monday	2/3/03	2:30 AM	0	11	3	0	1	0	0	0	0	0	0	0	0	1	16
Monday	2/3/03	2:45 AM	0	9	1	0	0	0	0	0	0	0	0	1	0	0	11
Monday	2/3/03	3:00 AM	0	9	0	0	1	1	0	0	0	0	0	0	0	0	11
Monday	2/3/03	3:15 AM	0	7	0	0	0	2	0	0	0	0	0	0	0	0	9
Monday	2/3/03	3:30 AM	0	10	1	0	0	0	0	0	0	0	0	0	0	2	13
Monday	2/3/03	3:45 AM	0	7	0	0	0	0	0	0	0	0	0	0	0	1	8
Monday	2/3/03	4:00 AM	0	6	1	0	0	0	0	0	0	0	0	0	0	1	8
Monday	2/3/03	4:15 AM	0	13	4	0	0	0	0	0	0	0	0	0	0	0	17
Monday	2/3/03	4:30 AM	0	13	1	0	1	0	0	0	0	0	0	0	0	0	15
Monday	2/3/03	4:45 AM	0	10	1	1	0	0	0	0	0	0	0	0	0	0	12
Monday	2/3/03	5:00 AM	0	13	2	0	0	0	0	0	0	0	0	0	0	1	16
Monday	2/3/03	5:15 AM	0	26	1	0	0	0	0	0	0	0	0	0	0	0	27
Monday	2/3/03	5:30 AM	0	27	1	1	1	1	0	1	1	0	0	0	0	0	33
Monday	2/3/03	5:45 AM	0	25	6	1	2	0	0	1	0	1	0	0	0	3	39
Monday	2/3/03	6:00 AM	0	29	8	1	3	0	0	0	2	0	0	0	0	0	43
Monday	2/3/03	6:15 AM	0	56	4	2	3	1	0	0	1	0	0	0	0	2	69
Monday	2/3/03	6:30 AM	0	57	6	1	4	1	0	1	1	1	0	0	0	0	72
Monday	2/3/03	6:45 AM	0	56	10	1	8	0	0	2	0	0	0	0	0	3	80
Monday	2/3/03	7:00 AM	0	72	13	5	7	0	0	7	0	0	0	0	0	2	106
Monday	2/3/03	7:15 AM	0	84	16	2	4	0	0	2	0	1	0	0	0	6	115
Monday	2/3/03	7:30 AM	0	98	16	6	4	0	0	2	0	0	0	1	0	2	129
Monday	2/3/03	7:45 AM	0	112	19	4	1	1	0	1	1	2	0	0	0	8	149
Monday	2/3/03	8:00 AM	0	93	20	5	6	0	0	3	0	0	0	0	1	8	136
Monday	2/3/03	8:15 AM	1	95	19	3	5	0	0	3	0	1	0	0	1	5	133
Monday	2/3/03	8:30 AM	0	97	19	4	8	1	0	2	1	1	0	1	0	9	143
Monday	2/3/03	8:45 AM	1	92	17	3	10	1	0	3	1	0	0	1	0	8	137

Portway
Union City/ North Bergen, Hudson County

Start Date: 1/30/2003
Start Time: 2:45:00 PM
Site Code:7
Station ID: 09412
Location : JFKennedy Blvd. Between 47th & 48th Street
JFK-NB Rt-Lane

Day	Date	Time	Class 1	Class 2	Class 3	Class 4	Class 5	Class 6	Class 7	Class 8	Class 9	Class 10	Class 11	Class 12	Class 13	Class 14	Total
Monday	2/3/03	9:00 AM	0	114	16	5	5	0	0	3	0	0	0	0	0	3	146
Monday	2/3/03	9:15 AM	0	90	19	4	6	0	0	2	0	0	0	1	0	8	130
Monday	2/3/03	9:30 AM	0	106	16	1	4	1	0	2	0	0	0	0	0	1	131
Monday	2/3/03	9:45 AM	0	115	22	2	5	0	0	1	0	2	0	0	0	8	155
Monday	2/3/03	10:00 AM	0	111	18	4	8	1	0	3	0	1	0	1	0	7	154
Monday	2/3/03	10:15 AM	0	99	15	4	4	2	0	1	1	3	0	0	1	5	135
Monday	2/3/03	10:30 AM	0	92	15	3	10	0	0	3	0	5	0	0	1	9	138
Monday	2/3/03	10:45 AM	0	108	19	4	7	0	0	4	1	0	0	0	0	3	146
Monday	2/3/03	11:00 AM	0	119	15	1	9	0	0	1	1	1	0	0	1	5	153
Monday	2/3/03	11:15 AM	0	114	16	5	6	0	0	3	1	0	0	1	1	10	157
Monday	2/3/03	11:30 AM	0	105	16	3	7	0	0	0	0	2	0	0	1	7	141
Monday	2/3/03	11:45 AM	0	123	21	4	6	1	0	6	0	0	0	0	0	3	164
Monday	2/3/03	12:00 PM	0	112	15	3	6	2	0	4	0	0	0	1	1	6	150
Monday	2/3/03	12:15 PM	0	113	17	1	4	0	0	4	1	0	0	0	1	10	151
Monday	2/3/03	12:30 PM	0	120	18	2	5	0	0	3	0	0	0	0	0	7	155
Monday	2/3/03	12:45 PM	0	120	26	2	4	0	0	2	1	2	0	0	0	8	165
Monday	2/3/03	1:00 PM	0	115	17	2	4	0	0	2	1	2	0	0	0	10	153
Monday	2/3/03	1:15 PM	0	12	4	4	0	0	0	3	0	1	2	0	1	9	36
Monday	2/3/03	1:30 PM	0	117	14	2	4	0	0	4	0	3	0	3	4	12	163
Monday	2/3/03	1:45 PM	0	117	24	1	11	0	0	4	0	0	0	1	2	8	168
Monday	2/3/03	2:00 PM	0	133	13	2	9	0	1	0	0	0	0	0	0	0	158
Monday	2/3/03	2:15 PM	0	114	8	5	9	1	0	5	0	2	0	1	1	9	155
Monday	2/3/03	2:30 PM	0	138	13	2	7	0	0	4	0	3	0	2	1	15	185
Monday	2/3/03	2:45 PM	0	118	13	3	7	0	0	9	0	2	0	1	1	12	166
Monday	2/3/03	3:00 PM	1	127	14	1	5	0	0	2	0	0	0	0	1	11	162
Monday	2/3/03	3:15 PM	0	116	14	5	5	0	0	4	0	0	1	1	4	9	159
Monday	2/3/03	3:30 PM	0	127	17	2	1	1	0	4	0	0	0	1	0	9	162
Monday	2/3/03	3:45 PM	1	115	16	1	3	0	0	6	0	3	0	3	1	12	161
Monday	2/3/03	4:00 PM	0	129	10	1	2	0	0	7	0	2	0	0	3	14	168
Monday	2/3/03	4:15 PM	0	125	12	1	3	0	0	9	0	5	0	0	2	15	172
Monday	2/3/03	4:30 PM	0	129	12	0	6	0	0	2	0	0	0	1	1	23	174
Monday	2/3/03	4:45 PM	0	34	3	4	1	0	0	2	0	1	1	2	7	14	69
Monday	2/3/03	5:00 PM	0	121	13	2	4	0	0	9	0	2	1	1	1	11	165
Monday	2/3/03	5:15 PM	0	107	13	2	3	0	0	5	1	3	0	2	2	16	154
Monday	2/3/03	5:30 PM	0	76	7	1	3	0	0	2	1	0	0	0	8	7	105
Monday	2/3/03	5:45 PM	1	101	5	5	3	0	0	2	0	0	0	1	6	17	141
Monday	2/3/03	6:00 PM	0	70	8	3	2	0	0	2	0	3	0	3	5	13	109
Monday	2/3/03	6:15 PM	0	135	14	2	3	0	0	3	0	0	0	2	1	14	174
Monday	2/3/03	6:30 PM	0	126	11	1	3	0	0	3	0	1	0	0	1	11	157
Monday	2/3/03	6:45 PM	0	127	14	1	2	0	0	4	0	4	0	1	1	16	170
Monday	2/3/03	7:00 PM	0	122	9	3	7	0	0	4	0	0	0	0	0	8	153
Monday	2/3/03	7:15 PM	0	106	17	0	5	0	0	0	0	1	0	0	0	11	140
Monday	2/3/03	7:30 PM	0	126	8	1	2	0	0	2	0	0	0	0	0	8	147
Monday	2/3/03	7:45 PM	1	106	11	0	3	0	0	4	0	1	0	1	0	7	134
Monday	2/3/03	8:00 PM	0	107	13	0	1	0	0	2	0	0	0	0	0	5	128
Monday	2/3/03	8:15 PM	0	98	13	1	1	0	0	3	0	0	0	0	1	8	125
Monday	2/3/03	8:30 PM	0	93	4	1	0	0	0	0	0	0	0	0	1	4	103
Monday	2/3/03	8:45 PM	0	88	8	2	1	0	0	1	0	2	0	2	0	4	108
Monday	2/3/03	9:00 PM	0	108	8	1	2	0	0	0	0	1	0	0	0	4	124
Monday	2/3/03	9:15 PM	0	88	8	2	1	0	0	0	0	0	0	0	0	3	102
Monday	2/3/03	9:30 PM	0	75	5	0	1	0	0	1	0	0	0	0	0	4	86
Monday	2/3/03	9:45 PM	0	69	2	1	0	0	0	1	0	0	0	0	0	3	76
Monday	2/3/03	10:00 PM	0	85	2	0	2	0	0	0	0	0	0	1	0	5	95
Monday	2/3/03	10:15 PM	0	79	5	0	2	0	0	1	0	0	0	0	0	4	91
Monday	2/3/03	10:30 PM	0	76	4	1	0	0	0	2	0	0	0	0	0	3	86
Monday	2/3/03	10:45 PM	1	64	2	0	2	0	0	1	0	0	0	0	0	3	73
Monday	2/3/03	11:00 PM	0	51	9	1	0	0	0	0	0	0	0	0	0	5	66
Monday	2/3/03	11:15 PM	0	50	7	0	0	0	0	0	0	0	0	0	0	2	59
Monday	2/3/03	11:30 PM	0	33	2	0	0	0	0	0	0	0	0	0	0	0	35
Monday	2/3/03	11:45 PM	0	37	2	0	0	0	0	0	0	0	0	0	0	0	39
		Total	8	7441	913	155	298	18	1	190	18	65	5	39	65	547	9763
Tuesday	2/4/03	12:00 AM	0	41	0	0	0	0	0	0	0	0	0	0	0	0	41
Tuesday	2/4/03	12:15 AM	0	33	2	0	1	0	0	0	0	0	0	0	0	0	36
Tuesday	2/4/03	12:30 AM	0	21	1	1	0	0	0	0	0	0	0	0	0	0	23
Tuesday	2/4/03	12:45 AM	0	21	2	0	1	0	0	0	0	0	0	0	0	0	24
Tuesday	2/4/03	1:00 AM	0	18	2	0	1	0	0	0	0	0	0	0	0	0	21
Tuesday	2/4/03	1:15 AM	0	20	0	0	0	0	0	1	0	0	0	0	0	0	21
Tuesday	2/4/03	1:30 AM	0	16	0	0	0	0	0	0	0	0	0	0	0	0	16
Tuesday	2/4/03	1:45 AM	0	20	1	0	0	0	0	0	0	0	0	0	0	1	22
Tuesday	2/4/03	2:00 AM	0	12	3	0	0	1	0	0	0	0	0	0	0	0	16
Tuesday	2/4/03	2:15 AM	0	13	2	0	0	0	0	0	0	0	0	0	0	0	15
Tuesday	2/4/03	2:30 AM	0	16	1	0	0	0	0	0	0	0	0	0	0	0	17
Tuesday	2/4/03	2:45 AM	0	8	1	0	0	0	0	0	0	0	0	0	0	0	9

Portway
Union City/ North Bergen, Hudson County

Start Date: 1/30/2003
Start Time: 2:45:00 PM
Site Code:7
Station ID: 09412
Location : JFKennedy Blvd. Between 47th & 48th Street
JFK-NB Rt-Lane

Day	Date	Time	Class 1	Class 2	Class 3	Class 4	Class 5	Class 6	Class 7	Class 8	Class 9	Class 10	Class 11	Class 12	Class 13	Class 14	Total
Tuesday	2/4/03	3:00 AM	0	5	1	0	1	1	0	0	0	0	0	0	0	1	9
Tuesday	2/4/03	3:15 AM	0	7	1	1	0	0	0	0	0	0	0	0	0	1	10
Tuesday	2/4/03	3:30 AM	0	7	0	0	1	0	0	0	0	0	0	0	0	1	9
Tuesday	2/4/03	3:45 AM	0	9	0	0	0	0	0	0	0	0	0	0	0	0	9
Tuesday	2/4/03	4:00 AM	0	9	1	0	0	0	0	0	0	0	0	0	0	0	10
Tuesday	2/4/03	4:15 AM	0	6	1	0	0	0	0	0	0	0	0	0	0	0	7
Tuesday	2/4/03	4:30 AM	0	13	1	0	1	0	0	0	0	0	0	0	0	1	16
Tuesday	2/4/03	4:45 AM	0	11	2	0	1	1	0	0	0	0	0	0	0	0	15
Tuesday	2/4/03	5:00 AM	0	13	4	0	0	0	0	0	0	0	0	0	0	0	17
Tuesday	2/4/03	5:15 AM	0	16	1	1	0	0	0	0	0	0	0	0	0	0	18
Tuesday	2/4/03	5:30 AM	0	21	4	1	1	1	0	2	0	0	0	0	0	1	31
Tuesday	2/4/03	5:45 AM	0	33	5	1	1	0	0	0	0	0	0	0	0	0	40
Tuesday	2/4/03	6:00 AM	0	32	6	2	2	0	0	2	0	0	0	0	0	2	46
Tuesday	2/4/03	6:15 AM	0	53	5	2	5	1	0	0	1	0	0	0	0	3	70
Tuesday	2/4/03	6:30 AM	0	55	6	1	8	0	0	0	0	0	0	0	0	3	73
Tuesday	2/4/03	6:45 AM	0	54	12	3	5	0	0	4	0	0	0	0	0	2	80
Tuesday	2/4/03	7:00 AM	0	77	12	3	7	0	0	1	1	0	0	1	0	4	106
Tuesday	2/4/03	7:15 AM	0	92	15	5	4	0	0	1	0	0	0	0	0	3	120
Tuesday	2/4/03	7:30 AM	0	94	19	6	7	0	0	0	0	0	0	0	1	6	133
Tuesday	2/4/03	7:45 AM	0	115	25	4	2	0	0	2	0	0	0	0	0	5	153
Tuesday	2/4/03	8:00 AM	0	108	17	0	5	0	0	1	1	3	0	0	0	9	144
Tuesday	2/4/03	8:15 AM	0	89	15	3	9	0	0	1	1	1	0	0	0	3	122
Tuesday	2/4/03	8:30 AM	0	91	17	2	6	0	0	7	0	2	0	1	2	9	137
Tuesday	2/4/03	8:45 AM	0	102	13	4	12	0	0	0	0	1	0	0	1	7	140
Tuesday	2/4/03	9:00 AM	0	92	17	2	13	0	0	4	0	1	0	1	1	3	134
Tuesday	2/4/03	9:15 AM	0	103	13	3	5	0	0	4	1	0	0	0	0	2	131
Tuesday	2/4/03	9:30 AM	1	91	23	1	8	1	0	3	1	0	0	0	0	7	136
Tuesday	2/4/03	9:45 AM	0	106	11	2	8	0	0	2	0	0	0	0	0	6	135
Tuesday	2/4/03	10:00 AM	0	104	15	3	4	1	0	2	0	0	0	1	0	2	132
Tuesday	2/4/03	10:15 AM	0	67	13	3	2	0	0	4	0	0	0	0	1	8	98
Tuesday	2/4/03	10:30 AM	0	96	20	1	8	1	0	3	1	1	0	0	0	6	137
Tuesday	2/4/03	10:45 AM	0	88	15	0	5	0	0	1	1	2	0	0	0	11	123
Tuesday	2/4/03	11:00 AM	0	94	12	1	9	0	1	1	0	3	0	0	0	13	134
Tuesday	2/4/03	11:15 AM	2	104	20	4	4	0	0	3	0	0	0	1	4	4	142
Tuesday	2/4/03	11:30 AM	6	59	17	2	5	0	0	2	0	1	0	1	3	14	110
Tuesday	2/4/03	11:45 AM	9	18	2	0	3	0	0	0	1	0	0	0	3	64	100
Tuesday	2/4/03	12:00 PM	0	0	0	0	0	0	0	0	0	0	0	0	0	45	45
Tuesday	2/4/03	12:15 PM	0	0	0	0	0	0	0	0	0	0	0	0	0	0	0
Tuesday	2/4/03	12:30 PM	0	0	0	0	0	0	0	0	0	0	0	0	0	0	0
Tuesday	2/4/03	12:45 PM	0	0	0	0	0	0	0	0	0	0	0	0	0	0	0
Tuesday	2/4/03	1:00 PM	0	0	0	0	0	0	0	0	0	0	0	0	0	0	0
Tuesday	2/4/03	1:15 PM	0	0	0	0	0	0	0	0	0	0	0	0	0	0	0
Tuesday	2/4/03	1:30 PM	0	0	0	0	0	0	0	0	0	0	0	0	0	0	0
Tuesday	2/4/03	1:45 PM	0	0	0	0	0	0	0	0	0	0	0	0	0	0	0
Tuesday	2/4/03	2:00 PM	0	0	0	0	0	0	0	0	0	0	0	0	0	0	0
Tuesday	2/4/03	2:15 PM	0	0	0	0	0	0	0	0	0	0	0	0	0	0	0
Tuesday	2/4/03	2:30 PM	0	0	0	0	0	0	0	0	0	0	0	0	0	0	0
Tuesday	2/4/03	2:45 PM	0	0	0	0	0	0	0	0	0	0	0	0	0	0	0
Tuesday	2/4/03	3:00 PM	0	0	0	0	0	0	0	0	0	0	0	0	0	0	0
Tuesday	2/4/03	3:15 PM	0	0	0	0	0	0	0	0	0	0	0	0	0	0	0
Tuesday	2/4/03	3:30 PM	0	0	0	0	0	0	0	0	0	0	0	0	0	0	0
Tuesday	2/4/03	3:45 PM	0	0	0	0	0	0	0	0	0	0	0	0	0	0	0
Tuesday	2/4/03	4:00 PM	0	0	0	0	0	0	0	0	0	0	0	0	0	0	0
		Total	18	2373	376	62	155	8	1	51	9	15	0	5	13	247	3333

Portway
Union City/ North Bergen, Hudson County

Start Date: 1/30/2003
Start Time: 2:45:00 PM
Site Code: 7
Station ID: 09412
Location : JFKennedy Blvd. Between 47th & 48th Street
JFK-NB Lt-Lane

Day	Date	Time	Class 1	Class 2	Class 3	Class 4	Class 5	Class 6	Class 7	Class 8	Class 9	Class 10	Class 11	Class 12	Class 13	Class 14	Total
Thursday	1/30/03	2:45 PM	1	98	15	5	2	0	0	2	0	1	0	0	2	23	149
Thursday	1/30/03	3:00 PM	3	74	20	2	1	1	0	7	1	0	0	0	1	23	133
Thursday	1/30/03	3:15 PM	3	105	13	1	1	0	0	0	1	0	0	0	0	23	147
Thursday	1/30/03	3:30 PM	3	108	14	2	2	0	0	2	0	0	0	0	1	21	153
Thursday	1/30/03	3:45 PM	0	87	19	0	3	0	0	1	0	1	0	1	3	25	140
Thursday	1/30/03	4:00 PM	3	109	17	2	3	1	0	2	1	0	1	0	2	25	166
Thursday	1/30/03	4:15 PM	2	100	19	3	4	0	0	4	0	2	0	0	1	24	159
Thursday	1/30/03	4:30 PM	1	96	20	0	2	0	0	4	1	2	1	0	2	27	156
Thursday	1/30/03	4:45 PM	3	97	15	3	1	0	0	1	1	0	0	1	2	27	151
Thursday	1/30/03	5:00 PM	0	82	23	1	2	0	0	2	0	0	0	0	4	35	149
Thursday	1/30/03	5:15 PM	1	106	18	1	3	0	0	3	0	0	0	0	2	15	149
Thursday	1/30/03	5:30 PM	1	107	15	4	2	0	0	2	1	1	0	0	0	28	161
Thursday	1/30/03	5:45 PM	1	76	4	3	1	0	0	1	1	3	0	1	6	46	143
Thursday	1/30/03	6:00 PM	1	88	11	4	2	1	0	5	0	2	0	0	4	36	154
Thursday	1/30/03	6:15 PM	1	98	12	2	4	0	0	2	0	1	0	1	3	26	150
Thursday	1/30/03	6:30 PM	3	88	14	1	3	0	0	0	0	0	0	0	2	23	134
Thursday	1/30/03	6:45 PM	1	90	19	1	0	0	0	2	0	0	0	0	0	25	138
Thursday	1/30/03	7:00 PM	2	113	13	1	0	0	0	1	0	0	0	0	3	29	162
Thursday	1/30/03	7:15 PM	2	105	6	3	0	1	0	2	0	0	0	1	1	31	152
Thursday	1/30/03	7:30 PM	2	92	10	1	0	0	0	2	0	0	0	0	3	11	121
Thursday	1/30/03	7:45 PM	3	100	9	0	0	1	0	1	0	0	0	0	0	12	126
Thursday	1/30/03	8:00 PM	1	87	12	1	0	1	0	1	0	0	0	0	0	23	126
Thursday	1/30/03	8:15 PM	1	67	14	1	0	0	0	0	0	0	0	0	2	16	101
Thursday	1/30/03	8:30 PM	1	70	9	1	2	3	0	2	0	0	0	1	0	14	103
Thursday	1/30/03	8:45 PM	0	63	8	0	0	1	0	1	1	0	0	0	0	20	94
Thursday	1/30/03	9:00 PM	0	77	8	0	1	0	1	3	1	0	0	0	0	15	106
Thursday	1/30/03	9:15 PM	1	86	12	0	1	0	0	2	0	1	0	0	0	14	117
Thursday	1/30/03	9:30 PM	4	57	7	1	1	0	0	1	0	0	0	0	1	9	81
Thursday	1/30/03	9:45 PM	2	52	4	0	1	0	0	0	0	1	0	0	2	10	72
Thursday	1/30/03	10:00 PM	0	64	4	0	1	1	0	0	0	0	0	0	0	12	82
Thursday	1/30/03	10:15 PM	0	53	3	1	0	0	0	0	0	0	0	0	1	10	68
Thursday	1/30/03	10:30 PM	0	66	7	0	1	0	0	0	0	0	0	0	0	5	79
Thursday	1/30/03	10:45 PM	0	47	7	0	0	0	0	0	0	0	0	0	0	10	64
Thursday	1/30/03	11:00 PM	0	53	0	0	0	1	0	2	0	0	0	0	0	11	67
Thursday	1/30/03	11:15 PM	0	48	3	2	1	0	0	0	0	0	0	0	0	10	64
Thursday	1/30/03	11:30 PM	0	37	3	0	0	0	0	0	0	0	0	0	0	4	44
Thursday	1/30/03	11:45 PM	0	40	2	0	1	0	0	0	0	0	0	0	0	1	44
		Total	47	2986	409	47	46	12	1	58	8	16	2	6	48	719	4405
Friday	1/31/03	12:00 AM	0	28	0	1	1	0	0	0	0	0	0	0	0	2	32
Friday	1/31/03	12:15 AM	1	29	2	0	0	0	0	0	0	0	0	0	1	6	39
Friday	1/31/03	12:30 AM	0	29	0	0	0	0	0	0	0	0	0	0	0	11	40
Friday	1/31/03	12:45 AM	0	26	1	0	0	0	0	0	0	0	0	0	0	3	30
Friday	1/31/03	1:00 AM	0	24	2	0	1	0	0	0	0	0	0	0	0	2	29
Friday	1/31/03	1:15 AM	0	12	3	0	1	0	0	0	0	0	0	0	0	2	18
Friday	1/31/03	1:30 AM	0	13	2	1	0	0	0	0	0	0	0	0	0	2	18
Friday	1/31/03	1:45 AM	0	15	0	0	1	0	0	0	0	0	0	0	0	1	17
Friday	1/31/03	2:00 AM	0	26	2	0	1	0	0	0	0	0	0	0	0	1	30
Friday	1/31/03	2:15 AM	0	15	1	0	0	0	0	0	0	0	0	0	0	2	18
Friday	1/31/03	2:30 AM	0	9	2	0	0	0	0	0	0	0	0	0	0	1	12
Friday	1/31/03	2:45 AM	0	11	1	0	0	0	0	0	0	0	0	0	0	3	15
Friday	1/31/03	3:00 AM	0	10	0	0	0	0	0	0	0	0	0	0	0	2	12
Friday	1/31/03	3:15 AM	0	5	1	0	0	0	0	0	0	0	0	0	0	5	11
Friday	1/31/03	3:30 AM	0	11	4	0	1	0	0	0	0	0	0	0	0	2	18
Friday	1/31/03	3:45 AM	0	9	2	0	0	0	0	0	0	0	0	0	0	0	11
Friday	1/31/03	4:00 AM	0	9	1	0	1	0	0	0	0	0	0	0	0	0	11
Friday	1/31/03	4:15 AM	2	12	1	0	1	0	0	0	0	0	0	0	0	3	19
Friday	1/31/03	4:30 AM	1	12	0	0	0	0	0	0	0	0	0	0	0	2	15
Friday	1/31/03	4:45 AM	0	9	1	0	0	0	0	0	0	0	0	0	0	2	12
Friday	1/31/03	5:00 AM	1	15	2	0	1	0	0	0	0	0	0	0	0	4	23
Friday	1/31/03	5:15 AM	0	8	2	0	3	0	0	0	0	0	0	0	0	1	14
Friday	1/31/03	5:30 AM	0	23	4	1	0	0	0	0	0	0	0	0	0	7	35
Friday	1/31/03	5:45 AM	0	27	4	0	2	0	0	1	0	0	0	0	0	6	40
Friday	1/31/03	6:00 AM	0	33	3	1	3	1	0	0	0	1	0	0	0	6	48
Friday	1/31/03	6:15 AM	0	33	3	1	1	0	0	0	0	0	0	0	0	7	45
Friday	1/31/03	6:30 AM	0	46	3	1	0	1	0	0	0	0	0	0	2	14	67
Friday	1/31/03	6:45 AM	0	44	13	0	4	0	1	0	0	0	0	0	1	18	81
Friday	1/31/03	7:00 AM	1	53	6	1	3	0	0	0	1	0	0	0	1	10	76
Friday	1/31/03	7:15 AM	2	61	10	0	1	1	0	1	1	1	0	0	0	18	96
Friday	1/31/03	7:30 AM	3	73	7	3	1	4	1	2	0	0	0	0	2	16	112
Friday	1/31/03	7:45 AM	2	81	11	0	2	3	1	3	0	1	0	0	3	29	136
Friday	1/31/03	8:00 AM	1	93	8	5	2	0	0	2	0	1	1	1	0	25	139

Portway
Union City/ North Bergen, Hudson County

Start Date: 1/30/2003
Start Time: 2:45:00 PM
Site Code: 7
Station ID: 09412
Location : JFKennedy Blvd. Between 47th & 48th Street
JFK-NB Lt-Lane

Day	Date	Time	Class 1	Class 2	Class 3	Class 4	Class 5	Class 6	Class 7	Class 8	Class 9	Class 10	Class 11	Class 12	Class 13	Class 14	Total
Friday	1/31/03	8:15 AM	2	75	17	1	2	2	0	1	3	1	0	0	1	18	123
Friday	1/31/03	8:30 AM	2	75	16	2	5	0	0	2	0	0	0	0	2	11	115
Friday	1/31/03	8:45 AM	0	67	10	3	3	0	0	0	0	0	0	0	1	31	115
Friday	1/31/03	9:00 AM	2	94	11	2	3	1	0	0	0	0	0	0	0	16	129
Friday	1/31/03	9:15 AM	2	68	13	4	5	1	0	1	1	0	0	0	0	11	106
Friday	1/31/03	9:30 AM	5	79	16	1	0	1	0	0	0	0	0	0	1	9	112
Friday	1/31/03	9:45 AM	2	70	23	3	4	0	0	0	0	0	0	0	1	12	115
Friday	1/31/03	10:00 AM	2	68	18	2	9	0	0	2	0	1	0	0	0	12	114
Friday	1/31/03	10:15 AM	1	71	12	2	4	0	0	1	0	0	0	0	3	13	107
Friday	1/31/03	10:30 AM	2	78	17	3	6	0	0	0	0	0	0	0	0	17	123
Friday	1/31/03	10:45 AM	0	64	15	0	3	0	0	0	1	0	0	0	2	9	94
Friday	1/31/03	11:00 AM	2	76	16	3	3	1	0	0	0	0	0	0	2	19	122
Friday	1/31/03	11:15 AM	0	84	14	0	1	0	0	1	0	0	0	0	0	12	112
Friday	1/31/03	11:30 AM	2	81	19	3	0	0	0	0	0	0	0	0	2	9	116
Friday	1/31/03	11:45 AM	1	79	22	1	4	0	0	1	0	1	0	0	0	23	132
Friday	1/31/03	12:00 PM	2	89	16	2	1	0	0	0	0	1	0	0	0	18	129
Friday	1/31/03	12:15 PM	3	86	11	2	1	0	0	2	0	0	0	0	0	16	121
Friday	1/31/03	12:30 PM	4	81	20	3	4	0	0	2	1	0	0	0	2	25	142
Friday	1/31/03	12:45 PM	3	50	5	1	2	1	0	3	3	0	0	1	4	25	98
Friday	1/31/03	1:00 PM	2	82	14	4	4	0	0	1	0	0	0	0	0	22	129
Friday	1/31/03	1:15 PM	3	81	19	0	1	3	0	4	2	0	2	0	1	30	146
Friday	1/31/03	1:30 PM	5	68	14	6	2	1	0	4	2	0	0	0	2	41	145
Friday	1/31/03	1:45 PM	0	68	14	2	1	1	0	1	0	0	0	0	3	24	114
Friday	1/31/03	2:00 PM	5	75	18	2	1	0	0	5	0	1	1	0	5	38	151
Friday	1/31/03	2:15 PM	2	84	16	1	1	0	0	1	0	0	0	0	0	23	128
Friday	1/31/03	2:30 PM	1	109	19	3	2	1	0	0	0	0	0	0	1	16	152
Friday	1/31/03	2:45 PM	5	91	15	4	1	1	0	3	1	1	0	0	0	23	145
Friday	1/31/03	3:00 PM	4	93	18	0	4	0	0	2	0	0	0	0	0	17	138
Friday	1/31/03	3:15 PM	5	81	16	3	3	1	0	1	0	2	0	0	1	18	131
Friday	1/31/03	3:30 PM	1	121	19	0	2	1	0	2	1	0	0	1	0	24	172
Friday	1/31/03	3:45 PM	4	111	18	1	2	0	0	2	0	1	0	0	0	23	162
Friday	1/31/03	4:00 PM	2	110	16	2	1	0	0	1	0	0	0	1	1	27	161
Friday	1/31/03	4:15 PM	2	81	9	0	3	0	0	0	0	1	1	1	4	31	133
Friday	1/31/03	4:30 PM	3	62	13	3	0	0	0	5	0	1	0	1	5	27	120
Friday	1/31/03	4:45 PM	1	93	15	1	1	2	0	2	0	1	1	0	2	28	147
Friday	1/31/03	5:00 PM	2	90	9	5	2	0	0	3	0	1	0	0	5	34	151
Friday	1/31/03	5:15 PM	2	101	12	2	2	0	0	4	0	0	0	1	2	26	152
Friday	1/31/03	5:30 PM	1	76	7	1	3	1	0	1	0	1	0	0	6	30	127
Friday	1/31/03	5:45 PM	0	97	6	2	2	0	0	2	0	2	0	0	5	28	144
Friday	1/31/03	6:00 PM	3	104	9	0	2	0	0	6	1	0	0	0	2	24	151
Friday	1/31/03	6:15 PM	1	46	5	2	2	1	0	3	0	2	0	1	10	34	107
Friday	1/31/03	6:30 PM	3	118	16	4	1	1	0	2	0	1	0	1	1	32	180
Friday	1/31/03	6:45 PM	0	87	12	4	5	0	0	1	0	0	0	1	1	40	151
Friday	1/31/03	7:00 PM	1	107	17	0	0	1	0	2	1	0	0	0	3	25	157
Friday	1/31/03	7:15 PM	1	75	11	3	0	0	0	2	1	0	0	1	0	31	125
Friday	1/31/03	7:30 PM	1	122	14	0	4	0	0	2	0	0	0	0	0	19	162
Friday	1/31/03	7:45 PM	2	102	4	1	6	1	0	1	0	1	0	0	5	22	145
Friday	1/31/03	8:00 PM	2	100	8	0	1	0	0	1	0	0	0	0	1	13	126
Friday	1/31/03	8:15 PM	0	98	12	2	1	0	0	1	0	0	0	0	0	18	132
Friday	1/31/03	8:30 PM	2	92	12	0	2	1	0	2	1	0	0	0	0	16	128
Friday	1/31/03	8:45 PM	0	82	6	1	1	0	0	0	0	0	0	0	1	15	106
Friday	1/31/03	9:00 PM	2	95	16	0	0	0	0	0	0	0	0	0	0	16	129
Friday	1/31/03	9:15 PM	3	92	17	0	0	0	0	1	0	0	0	0	1	15	129
Friday	1/31/03	9:30 PM	0	94	10	0	1	0	0	0	0	0	1	0	0	15	121
Friday	1/31/03	9:45 PM	1	84	5	0	2	0	0	1	0	0	0	0	0	6	99
Friday	1/31/03	10:00 PM	2	79	7	1	0	0	0	1	1	0	0	0	0	9	100
Friday	1/31/03	10:15 PM	0	65	2	0	0	0	0	2	0	0	0	0	0	11	80
Friday	1/31/03	10:30 PM	0	72	6	1	0	2	0	2	0	0	0	0	0	15	98
Friday	1/31/03	10:45 PM	0	71	5	0	0	0	0	1	1	0	0	0	0	8	86
Friday	1/31/03	11:00 PM	1	65	5	1	0	0	0	0	0	0	0	0	0	11	83
Friday	1/31/03	11:15 PM	1	72	4	0	0	0	0	0	0	0	0	0	1	5	83
Friday	1/31/03	11:30 PM	0	65	5	0	0	0	0	1	0	0	0	0	0	8	79
Friday	1/31/03	11:45 PM	1	80	3	2	0	1	0	2	1	0	0	1	15	86	86
		Total	128	6160	891	117	157	37	3	103	25	23	7	11	101	1472	9235
Saturday	2/1/03	12:00 AM	1	46	2	0	1	0	0	1	0	0	0	0	0	13	64
Saturday	2/1/03	12:15 AM	1	49	2	0	1	0	0	0	0	0	0	0	0	5	58
Saturday	2/1/03	12:30 AM	0	48	4	0	3	0	0	0	0	0	0	0	0	8	63
Saturday	2/1/03	12:45 AM	1	42	1	0	0	0	0	0	0	0	0	0	0	2	46
Saturday	2/1/03	1:00 AM	0	38	5	0	1	0	0	0	1	0	0	0	0	2	47
Saturday	2/1/03	1:15 AM	0	38	1	0	0	0	0	0	0	0	0	0	0	4	43
Saturday	2/1/03	1:30 AM	0	32	0	0	0	0	0	0	0	0	0	0	0	3	35
Saturday	2/1/03	1:45 AM	0	39	4	0	0	0	0	0	0	1	0	0	0	3	47

Portway
Union City/ North Bergen, Hudson County

Start Date: 1/30/2003
Start Time: 2:45:00 PM
Site Code: 7
Station ID: 09412
Location : JFKennedy Blvd. Between 47th & 48th Street
JFK-NB Lt-Lane

Day	Date	Time	Class 1	Class 2	Class 3	Class 4	Class 5	Class 6	Class 7	Class 8	Class 9	Class 10	Class 11	Class 12	Class 13	Class 14	Total
Saturday	2/1/03	2:00 AM	0	39	0	0	2	0	0	1	0	0	0	0	0	8	50
Saturday	2/1/03	2:15 AM	1	24	3	0	0	0	0	0	0	0	0	0	0	1	29
Saturday	2/1/03	2:30 AM	1	26	5	0	0	0	0	0	0	0	0	0	0	2	34
Saturday	2/1/03	2:45 AM	0	25	3	0	1	0	0	0	0	0	0	0	0	6	35
Saturday	2/1/03	3:00 AM	1	25	3	0	0	0	0	0	0	0	0	0	0	2	31
Saturday	2/1/03	3:15 AM	0	23	3	0	0	0	0	0	0	0	0	0	0	4	30
Saturday	2/1/03	3:30 AM	1	24	2	1	0	0	0	0	0	0	0	0	0	4	32
Saturday	2/1/03	3:45 AM	2	14	0	0	0	0	0	0	0	0	0	0	0	1	17
Saturday	2/1/03	4:00 AM	1	14	1	0	0	0	0	0	0	0	0	0	0	4	20
Saturday	2/1/03	4:15 AM	0	12	2	0	0	1	0	0	0	0	0	0	0	4	19
Saturday	2/1/03	4:30 AM	0	15	0	0	0	0	0	0	0	0	0	0	0	0	15
Saturday	2/1/03	4:45 AM	0	11	4	0	0	0	0	0	0	0	0	0	0	0	15
Saturday	2/1/03	5:00 AM	0	14	2	1	0	1	0	0	0	0	0	0	0	0	18
Saturday	2/1/03	5:15 AM	0	14	0	0	0	0	0	0	0	0	0	0	0	3	17
Saturday	2/1/03	5:30 AM	0	16	1	0	0	0	0	0	0	0	0	0	0	2	19
Saturday	2/1/03	5:45 AM	0	23	0	0	0	0	0	0	0	0	0	0	0	4	27
Saturday	2/1/03	6:00 AM	0	16	2	0	1	0	0	0	0	0	0	0	0	1	20
Saturday	2/1/03	6:15 AM	1	22	4	0	2	0	0	0	0	0	0	0	0	5	34
Saturday	2/1/03	6:30 AM	1	26	3	0	0	0	0	0	0	0	0	0	0	6	36
Saturday	2/1/03	6:45 AM	0	21	2	1	1	0	0	0	0	0	0	0	0	1	26
Saturday	2/1/03	7:00 AM	0	21	4	0	0	0	0	0	0	1	0	0	0	5	31
Saturday	2/1/03	7:15 AM	2	31	7	1	0	0	0	1	1	0	0	0	0	4	47
Saturday	2/1/03	7:30 AM	0	36	6	0	0	0	0	2	0	0	0	0	0	9	53
Saturday	2/1/03	7:45 AM	0	40	8	2	2	0	0	0	1	0	0	0	0	9	62
Saturday	2/1/03	8:00 AM	0	45	8	0	2	0	0	0	0	0	0	0	0	6	61
Saturday	2/1/03	8:15 AM	2	46	6	1	3	0	0	1	0	0	0	0	0	4	63
Saturday	2/1/03	8:30 AM	0	67	11	2	0	0	0	1	0	1	0	0	1	14	97
Saturday	2/1/03	8:45 AM	0	74	5	0	0	0	0	0	0	1	0	0	0	18	98
Saturday	2/1/03	9:00 AM	1	75	13	0	0	1	0	1	0	0	0	0	0	6	97
Saturday	2/1/03	9:15 AM	0	83	10	0	3	0	0	3	0	1	0	0	0	6	106
Saturday	2/1/03	9:30 AM	2	89	11	2	2	0	0	2	0	0	0	0	0	18	126
Saturday	2/1/03	9:45 AM	2	91	16	0	2	0	0	0	1	0	0	0	1	19	132
Saturday	2/1/03	10:00 AM	1	86	12	0	1	1	0	1	1	0	0	0	0	23	126
Saturday	2/1/03	10:15 AM	0	93	14	0	1	1	0	0	0	0	0	0	2	9	120
Saturday	2/1/03	10:30 AM	1	96	11	1	0	0	0	0	0	0	0	0	0	16	125
Saturday	2/1/03	10:45 AM	1	97	11	2	1	0	0	3	0	0	0	0	1	29	145
Saturday	2/1/03	11:00 AM	0	87	12	4	2	1	0	3	0	1	0	0	0	18	128
Saturday	2/1/03	11:15 AM	1	83	20	3	3	0	0	3	1	0	0	0	2	38	154
Saturday	2/1/03	11:30 AM	6	89	9	2	4	1	0	4	1	1	0	0	2	27	146
Saturday	2/1/03	11:45 AM	0	127	8	0	1	0	0	3	0	0	0	0	1	32	172
Saturday	2/1/03	12:00 PM	5	116	8	0	1	0	0	1	0	0	0	0	1	24	156
Saturday	2/1/03	12:15 PM	2	112	10	0	2	0	0	3	0	0	0	0	3	24	156
Saturday	2/1/03	12:30 PM	0	100	5	3	1	0	0	2	0	0	0	0	3	17	131
Saturday	2/1/03	12:45 PM	2	112	11	2	1	0	0	4	0	0	1	0	1	26	160
Saturday	2/1/03	1:00 PM	2	94	10	1	1	0	0	3	0	0	1	0	1	30	143
Saturday	2/1/03	1:15 PM	4	107	12	1	1	0	0	3	0	0	0	0	2	24	155
Saturday	2/1/03	1:30 PM	0	88	5	0	1	1	0	4	0	0	0	0	3	17	119
Saturday	2/1/03	1:45 PM	2	85	10	1	2	1	0	2	0	0	0	0	2	26	131
Saturday	2/1/03	2:00 PM	1	85	9	1	0	0	0	0	2	0	0	0	2	28	128
Saturday	2/1/03	2:15 PM	3	86	5	1	2	0	0	1	0	0	0	0	0	12	110
Saturday	2/1/03	2:30 PM	2	66	13	1	4	0	0	1	1	0	0	0	1	17	106
Saturday	2/1/03	2:45 PM	1	111	14	2	2	0	0	2	0	0	0	0	0	24	156
Saturday	2/1/03	3:00 PM	2	106	12	4	0	1	0	3	0	0	0	0	3	33	164
Saturday	2/1/03	3:15 PM	2	109	10	0	1	0	0	3	1	0	1	0	0	30	157
Saturday	2/1/03	3:30 PM	2	101	6	0	1	0	0	3	1	0	0	0	3	31	148
Saturday	2/1/03	3:45 PM	4	108	15	1	1	0	0	0	0	0	0	1	1	20	151
Saturday	2/1/03	4:00 PM	1	101	12	0	2	0	0	3	1	0	0	1	3	35	159
Saturday	2/1/03	4:15 PM	1	110	18	2	1	0	0	0	0	1	0	0	1	23	157
Saturday	2/1/03	4:30 PM	0	106	20	4	1	0	0	1	0	1	0	0	1	25	159
Saturday	2/1/03	4:45 PM	1	86	10	1	1	0	0	4	0	1	0	0	2	27	133
Saturday	2/1/03	5:00 PM	6	103	10	0	0	0	0	3	0	0	0	0	1	22	145
Saturday	2/1/03	5:15 PM	2	97	6	2	0	0	0	2	0	1	1	0	2	26	139
Saturday	2/1/03	5:30 PM	2	92	9	1	1	0	0	1	0	0	0	0	4	28	138
Saturday	2/1/03	5:45 PM	2	88	13	2	1	1	0	4	0	0	1	0	0	25	137
Saturday	2/1/03	6:00 PM	3	96	10	0	0	0	1	1	0	0	0	0	3	22	136
Saturday	2/1/03	6:15 PM	2	79	18	0	2	0	0	2	1	0	0	0	1	25	130
Saturday	2/1/03	6:30 PM	3	103	10	1	0	0	1	2	0	2	0	0	1	23	146
Saturday	2/1/03	6:45 PM	7	104	8	2	0	0	0	1	0	1	0	0	2	31	156
Saturday	2/1/03	7:00 PM	5	95	6	2	1	0	0	5	0	0	0	0	3	31	148
Saturday	2/1/03	7:15 PM	2	99	7	1	1	0	0	0	0	1	0	0	1	25	137
Saturday	2/1/03	7:30 PM	1	104	9	1	0	1	0	0	1	0	0	0	1	13	131

Portway
Union City/ North Bergen, Hudson County

Start Date: 1/30/2003
Start Time: 2:45:00 PM
Site Code: 7
Location ID: 09412
Location : JFKennedy Blvd. Between 47th & 48th Street
JFK-NB Lt-Lane

Day	Date	Time	Class 1	Class 2	Class 3	Class 4	Class 5	Class 6	Class 7	Class 8	Class 9	Class 10	Class 11	Class 12	Class 13	Class 14	Total
Saturday	2/1/03	7:45 PM	3	102	12	0	2	0	0	0	0	0	0	0	0	19	138
Saturday	2/1/03	8:00 PM	2	95	14	0	0	0	0	1	1	0	0	0	0	24	137
Saturday	2/1/03	8:15 PM	0	103	9	0	2	0	0	0	0	0	0	0	0	18	132
Saturday	2/1/03	8:30 PM	2	84	7	2	0	0	0	3	0	0	0	0	2	28	128
Saturday	2/1/03	8:45 PM	1	84	8	0	0	0	0	1	0	0	0	0	1	20	115
Saturday	2/1/03	9:00 PM	1	71	13	0	0	0	0	0	0	0	0	0	0	9	94
Saturday	2/1/03	9:15 PM	1	70	8	0	1	0	0	0	0	0	0	0	0	20	100
Saturday	2/1/03	9:30 PM	0	75	6	1	1	0	0	1	0	0	0	0	0	12	96
Saturday	2/1/03	9:45 PM	3	84	8	1	1	1	0	0	0	0	0	0	0	13	111
Saturday	2/1/03	10:00 PM	1	79	6	0	0	0	0	0	0	0	0	1	0	11	98
Saturday	2/1/03	10:15 PM	0	79	6	0	0	0	0	1	0	0	0	0	0	5	91
Saturday	2/1/03	10:30 PM	1	70	11	0	0	0	0	0	0	0	0	0	1	10	93
Saturday	2/1/03	10:45 PM	2	84	8	1	0	0	0	0	0	0	0	0	1	19	115
Saturday	2/1/03	11:00 PM	1	72	3	1	0	0	0	0	0	0	1	0	0	8	86
Saturday	2/1/03	11:15 PM	1	64	1	0	0	0	0	2	0	0	0	0	0	4	72
Saturday	2/1/03	11:30 PM	0	60	5	0	1	0	0	0	0	0	0	0	1	10	77
Saturday	2/1/03	11:45 PM	2	53	6	2	1	0	0	2	0	0	0	0	0	9	75
Total			124	6570	713	68	81	14	2	105	17	14	6	3	68	1411	9196
Sunday	2/2/03	12:00 AM	0	60	6	0	0	0	0	1	0	0	0	0	0	12	79
Sunday	2/2/03	12:15 AM	1	62	7	0	1	0	0	0	0	0	0	0	0	9	80
Sunday	2/2/03	12:30 AM	0	44	5	0	0	0	0	0	0	0	0	0	0	7	56
Sunday	2/2/03	12:45 AM	2	36	4	0	0	0	0	0	0	0	0	0	0	7	49
Sunday	2/2/03	1:00 AM	0	53	5	0	0	0	0	0	0	0	0	0	0	4	62
Sunday	2/2/03	1:15 AM	1	43	0	0	0	0	0	1	0	0	0	0	0	8	53
Sunday	2/2/03	1:30 AM	0	29	1	0	2	1	0	0	0	0	0	0	0	7	40
Sunday	2/2/03	1:45 AM	1	45	3	2	0	0	0	0	0	0	0	0	0	5	56
Sunday	2/2/03	2:00 AM	0	41	1	0	0	0	0	0	0	0	0	0	0	1	43
Sunday	2/2/03	2:15 AM	0	24	3	0	0	0	0	0	0	0	0	0	0	7	34
Sunday	2/2/03	2:30 AM	0	33	2	0	0	0	0	0	0	0	0	0	0	4	39
Sunday	2/2/03	2:45 AM	0	24	0	0	0	0	0	0	0	0	0	0	0	3	27
Sunday	2/2/03	3:00 AM	0	37	2	0	1	0	0	0	0	0	0	0	0	3	43
Sunday	2/2/03	3:15 AM	1	23	1	0	0	0	0	0	0	0	0	0	0	8	33
Sunday	2/2/03	3:30 AM	0	32	4	0	0	0	0	0	0	0	0	0	0	2	38
Sunday	2/2/03	3:45 AM	1	23	3	0	1	0	0	0	0	0	1	0	0	2	31
Sunday	2/2/03	4:00 AM	0	24	0	0	0	0	0	0	0	0	0	0	0	1	25
Sunday	2/2/03	4:15 AM	0	18	2	0	0	0	0	0	0	0	0	0	0	3	23
Sunday	2/2/03	4:30 AM	0	27	0	0	1	0	0	0	0	0	0	0	0	5	33
Sunday	2/2/03	4:45 AM	0	15	1	0	0	0	0	0	0	0	0	0	0	0	16
Sunday	2/2/03	5:00 AM	0	9	2	0	0	0	0	0	0	0	0	0	0	6	17
Sunday	2/2/03	5:15 AM	1	9	2	0	0	0	0	0	0	0	0	0	0	1	13
Sunday	2/2/03	5:30 AM	0	18	2	0	0	0	0	0	0	0	0	0	0	0	20
Sunday	2/2/03	5:45 AM	0	16	0	0	0	0	0	0	0	0	0	0	0	1	17
Sunday	2/2/03	6:00 AM	0	13	0	0	0	0	0	0	0	0	0	0	0	0	13
Sunday	2/2/03	6:15 AM	0	16	1	0	1	0	0	0	0	0	0	0	0	1	19
Sunday	2/2/03	6:30 AM	1	18	1	0	0	0	0	0	0	0	0	0	0	1	21
Sunday	2/2/03	6:45 AM	0	16	0	0	0	0	0	0	1	0	0	0	0	2	19
Sunday	2/2/03	7:00 AM	0	22	4	0	0	0	0	0	0	0	0	0	0	0	26
Sunday	2/2/03	7:15 AM	0	20	3	1	1	0	0	0	0	0	0	0	0	2	27
Sunday	2/2/03	7:30 AM	1	28	2	0	2	0	0	0	0	0	0	0	0	1	34
Sunday	2/2/03	7:45 AM	1	24	5	0	0	0	0	1	0	0	0	0	0	4	35
Sunday	2/2/03	8:00 AM	0	27	1	1	2	0	0	0	0	0	0	0	0	2	33
Sunday	2/2/03	8:15 AM	0	30	4	0	1	0	0	0	0	0	0	0	0	3	38
Sunday	2/2/03	8:30 AM	0	37	6	0	1	0	0	0	0	0	0	0	0	2	46
Sunday	2/2/03	8:45 AM	0	44	5	0	0	0	0	0	0	0	0	0	0	4	53
Sunday	2/2/03	9:00 AM	0	46	7	0	1	0	0	0	0	1	0	0	0	6	61
Sunday	2/2/03	9:15 AM	0	34	4	1	2	0	0	0	0	0	0	0	0	8	49
Sunday	2/2/03	9:30 AM	1	52	6	0	0	0	0	0	0	0	0	0	0	15	74
Sunday	2/2/03	9:45 AM	0	63	17	0	1	0	0	1	0	0	0	0	1	8	91
Sunday	2/2/03	10:00 AM	0	67	7	1	0	0	0	1	0	0	0	0	0	7	83
Sunday	2/2/03	10:15 AM	1	70	8	0	2	0	0	0	0	0	0	0	0	10	91
Sunday	2/2/03	10:30 AM	2	79	8	1	2	1	0	0	0	0	0	0	0	8	101
Sunday	2/2/03	10:45 AM	2	83	11	0	0	0	0	1	0	0	0	0	0	17	114
Sunday	2/2/03	11:00 AM	1	90	6	0	0	0	1	2	0	0	0	0	0	18	118
Sunday	2/2/03	11:15 AM	0	101	6	0	2	1	0	2	0	0	0	0	0	12	124
Sunday	2/2/03	11:30 AM	2	86	9	0	1	0	0	3	0	0	0	0	1	13	115
Sunday	2/2/03	11:45 AM	1	102	6	0	2	0	0	1	0	0	0	0	0	11	123
Sunday	2/2/03	12:00 PM	1	98	15	0	1	0	0	3	0	0	0	0	3	8	129
Sunday	2/2/03	12:15 PM	3	106	10	0	0	0	0	2	0	0	0	0	0	20	141
Sunday	2/2/03	12:30 PM	1	128	7	0	2	2	0	1	0	0	0	0	0	22	163
Sunday	2/2/03	12:45 PM	1	86	14	0	3	0	0	1	1	0	0	0	2	25	133
Sunday	2/2/03	1:00 PM	4	98	10	1	0	0	0	0	0	0	0	0	4	16	133

Portway
Union City/ North Bergen, Hudson County

Start Date: 1/30/2003
Start Time: 2:45:00 PM
Site Code: 7
Station ID: 09412
Location : JFKennedy Blvd. Between 47th & 48th Street
JFK-NB Lt-Lane

Day	Date	Time	Class 1	Class 2	Class 3	Class 4	Class 5	Class 6	Class 7	Class 8	Class 9	Class 10	Class 11	Class 12	Class 13	Class 14	Total
Sunday	2/2/03	1:15 PM	3	103	9	0	0	0	0	2	0	0	0	0	0	19	136
Sunday	2/2/03	1:30 PM	2	93	9	0	0	1	0	0	0	0	0	0	1	29	135
Sunday	2/2/03	1:45 PM	3	110	9	0	2	0	0	0	3	1	0	1	15	144	
Sunday	2/2/03	2:00 PM	2	93	11	1	5	0	0	0	3	0	0	0	15	130	
Sunday	2/2/03	2:15 PM	3	106	8	2	0	0	0	1	0	0	0	1	20	141	
Sunday	2/2/03	2:30 PM	3	98	10	2	3	0	0	1	0	0	0	4	13	134	
Sunday	2/2/03	2:45 PM	1	107	10	1	0	0	0	1	0	1	0	0	30	151	
Sunday	2/2/03	3:00 PM	2	114	13	0	0	1	0	1	0	0	1	0	1	23	156
Sunday	2/2/03	3:15 PM	1	83	8	4	2	1	0	4	0	4	0	0	2	48	157
Sunday	2/2/03	3:30 PM	1	84	8	0	1	0	0	5	0	1	0	2	1	31	134
Sunday	2/2/03	3:45 PM	3	126	16	1	0	0	0	4	0	0	0	1	0	29	180
Sunday	2/2/03	4:00 PM	3	110	9	1	1	0	0	2	0	0	0	1	0	14	141
Sunday	2/2/03	4:15 PM	2	100	12	1	0	0	0	1	0	0	0	0	0	28	144
Sunday	2/2/03	4:30 PM	1	76	7	0	0	0	0	1	0	0	0	0	6	26	117
Sunday	2/2/03	4:45 PM	7	97	22	0	0	0	0	2	0	0	0	0	1	28	157
Sunday	2/2/03	5:00 PM	0	83	11	0	0	0	0	0	0	1	0	0	3	21	119
Sunday	2/2/03	5:15 PM	1	108	14	0	1	0	0	0	0	0	0	0	1	18	143
Sunday	2/2/03	5:30 PM	1	96	12	2	0	0	0	1	1	0	0	0	1	24	138
Sunday	2/2/03	5:45 PM	2	104	10	1	1	0	0	2	0	0	0	0	0	21	141
Sunday	2/2/03	6:00 PM	2	118	13	0	1	0	0	1	0	0	0	0	1	8	144
Sunday	2/2/03	6:15 PM	1	99	14	1	0	0	0	1	0	0	0	0	0	20	136
Sunday	2/2/03	6:30 PM	1	119	12	1	1	0	0	1	0	0	0	0	1	23	159
Sunday	2/2/03	6:45 PM	1	95	7	1	1	0	0	0	0	0	0	0	3	13	121
Sunday	2/2/03	7:00 PM	1	94	12	0	0	0	0	1	0	0	0	0	1	16	125
Sunday	2/2/03	7:15 PM	1	92	9	1	1	0	0	1	0	0	0	0	0	17	122
Sunday	2/2/03	7:30 PM	0	82	10	0	1	0	0	0	0	0	0	0	1	12	106
Sunday	2/2/03	7:45 PM	1	82	4	0	1	0	0	1	0	0	0	1	0	13	103
Sunday	2/2/03	8:00 PM	1	99	7	1	3	0	0	0	0	0	0	0	0	11	122
Sunday	2/2/03	8:15 PM	0	94	12	2	0	0	0	2	0	0	0	0	1	6	117
Sunday	2/2/03	8:30 PM	2	83	8	0	0	0	0	0	0	0	0	0	0	17	110
Sunday	2/2/03	8:45 PM	0	69	9	0	0	0	0	1	0	0	0	0	0	9	88
Sunday	2/2/03	9:00 PM	1	52	4	0	0	0	0	1	0	0	0	0	1	11	70
Sunday	2/2/03	9:15 PM	3	58	8	0	0	0	0	1	0	0	0	1	0	8	79
Sunday	2/2/03	9:30 PM	2	73	9	0	2	0	0	0	0	0	0	0	0	5	91
Sunday	2/2/03	9:45 PM	1	70	3	0	0	0	0	0	0	0	0	0	0	6	80
Sunday	2/2/03	10:00 PM	1	53	5	0	0	0	0	0	0	0	0	0	0	4	63
Sunday	2/2/03	10:15 PM	2	39	4	0	0	0	0	0	0	0	0	0	0	8	53
Sunday	2/2/03	10:30 PM	3	47	4	0	0	0	0	1	0	1	0	0	0	8	64
Sunday	2/2/03	10:45 PM	0	39	5	0	0	0	0	0	0	0	0	0	0	5	49
Sunday	2/2/03	11:00 PM	0	38	2	0	0	0	0	0	0	0	0	0	0	5	45
Sunday	2/2/03	11:15 PM	0	45	4	0	0	0	0	0	0	0	0	0	0	3	52
Sunday	2/2/03	11:30 PM	0	32	3	1	0	0	0	1	0	0	0	0	0	5	42
Sunday	2/2/03	11:45 PM	1	21	3	0	3	1	0	1	0	0	0	0	0	1	31
		Total	97	6013	618	32	63	9	1	63	3	15	3	6	43	1038	8004
Monday	2/3/03	12:00 AM	1	22	3	0	0	0	0	0	0	0	0	0	0	2	28
Monday	2/3/03	12:15 AM	0	27	1	0	1	0	0	0	0	0	0	0	0	5	34
Monday	2/3/03	12:30 AM	0	30	3	0	0	0	0	0	0	0	0	0	0	9	42
Monday	2/3/03	12:45 AM	0	13	3	0	0	0	0	1	0	0	0	0	0	2	19
Monday	2/3/03	1:00 AM	1	17	1	0	0	0	0	0	0	0	0	0	0	2	21
Monday	2/3/03	1:15 AM	0	14	1	0	0	0	0	0	0	0	0	0	0	0	15
Monday	2/3/03	1:30 AM	0	15	1	0	0	0	0	0	0	0	0	0	0	2	18
Monday	2/3/03	1:45 AM	0	23	0	0	1	1	0	0	0	0	0	0	0	2	27
Monday	2/3/03	2:00 AM	1	14	2	0	0	0	0	0	0	0	0	0	0	2	19
Monday	2/3/03	2:15 AM	0	9	3	0	0	1	0	0	0	0	0	0	0	2	15
Monday	2/3/03	2:30 AM	0	8	2	0	1	0	0	0	0	0	0	0	0	0	11
Monday	2/3/03	2:45 AM	0	9	0	0	0	0	0	0	0	0	0	0	0	1	10
Monday	2/3/03	3:00 AM	0	6	1	0	0	0	0	0	1	0	0	0	0	1	9
Monday	2/3/03	3:15 AM	0	6	0	0	0	0	0	0	0	0	0	0	0	0	6
Monday	2/3/03	3:30 AM	0	13	2	0	0	0	0	0	0	0	0	0	0	1	16
Monday	2/3/03	3:45 AM	0	7	3	0	0	0	0	0	0	0	0	0	0	1	11
Monday	2/3/03	4:00 AM	0	4	0	0	2	0	0	0	0	0	0	0	0	0	6
Monday	2/3/03	4:15 AM	1	11	1	0	0	0	0	0	0	0	0	0	0	1	14
Monday	2/3/03	4:30 AM	0	6	0	0	0	0	0	0	0	0	0	0	0	0	6
Monday	2/3/03	4:45 AM	0	11	1	0	0	0	0	0	0	0	0	0	0	0	12
Monday	2/3/03	5:00 AM	0	9	1	0	2	0	0	0	0	0	0	0	0	1	13
Monday	2/3/03	5:15 AM	0	17	1	0	0	1	0	0	0	0	0	0	0	1	20
Monday	2/3/03	5:30 AM	0	21	4	0	1	0	0	0	0	0	0	0	0	4	30
Monday	2/3/03	5:45 AM	1	27	2	0	2	0	0	0	0	0	0	0	0	3	35
Monday	2/3/03	6:00 AM	0	32	5	0	0	0	0	0	0	0	0	0	0	4	41
Monday	2/3/03	6:15 AM	0	40	7	0	2	0	0	0	0	0	0	0	0	5	54
Monday	2/3/03	6:30 AM	3	48	7	1	2	0	0	0	0	0	0	0	0	6	67
Monday	2/3/03	6:45 AM	0	41	15	1	1	0	0	1	0	0	0	1	0	6	66

Portway
Union City/ North Bergen, Hudson County

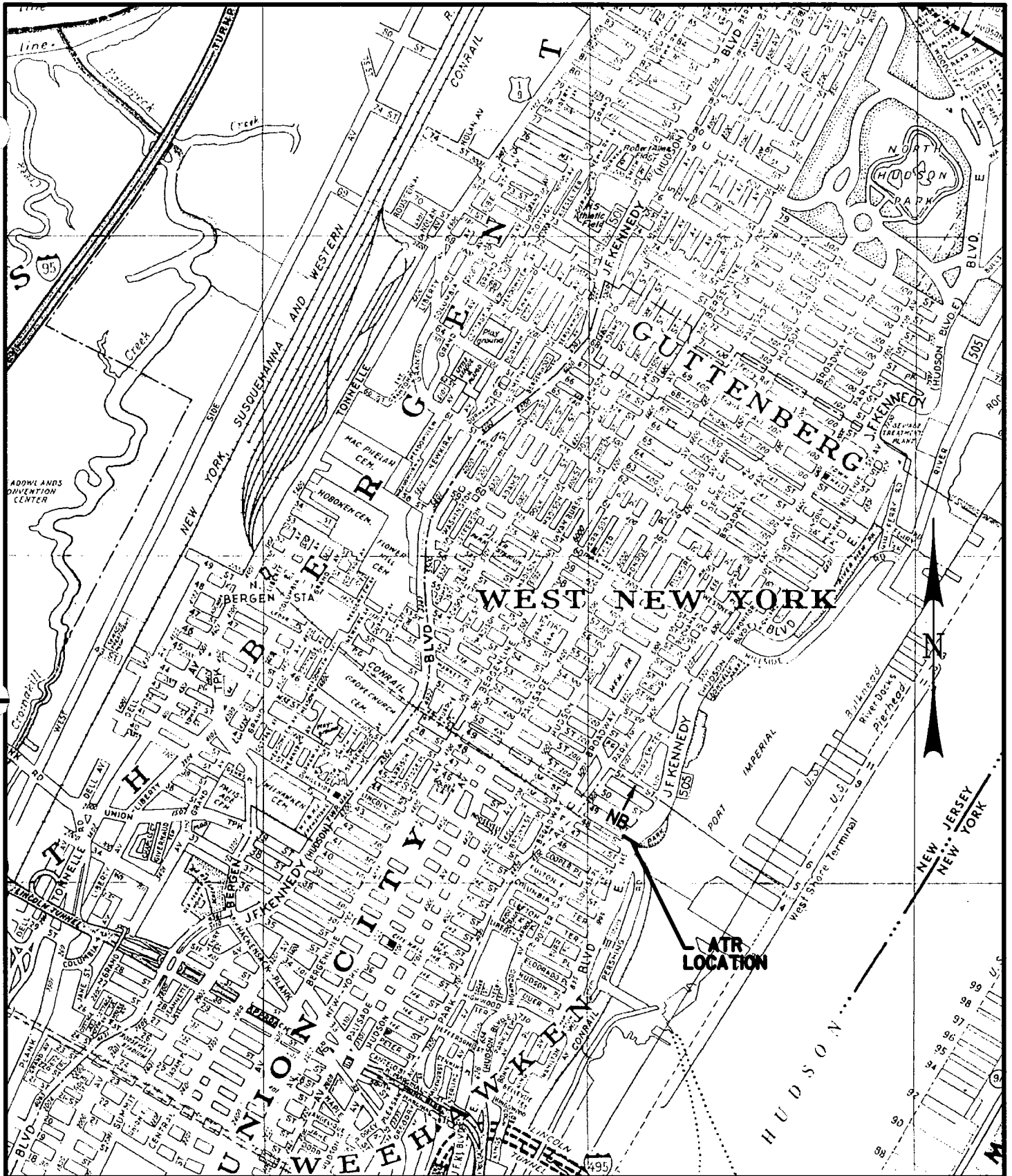
Start Date: 1/30/2003
Start Time: 2:45:00 PM
Site Code: 7
Station ID: 09412
Location : JFKennedy Blvd. Between 47th & 48th Street
JFK-NB Lt-Lane

Day	Date	Time	Class 1	Class 2	Class 3	Class 4	Class 5	Class 6	Class 7	Class 8	Class 9	Class 10	Class 11	Class 12	Class 13	Class 14	Total
Monday	2/3/03	7:00 AM	1	68	8	1	5	1	0	1	0	0	0	0	0	7	92
Monday	2/3/03	7:15 AM	1	64	9	2	2	0	0	1	1	0	0	0	1	9	90
Monday	2/3/03	7:30 AM	4	79	13	0	2	0	0	1	1	0	0	0	0	19	119
Monday	2/3/03	7:45 AM	1	101	19	0	2	0	0	1	0	0	0	0	0	29	153
Monday	2/3/03	8:00 AM	0	94	15	3	1	0	0	1	1	0	0	0	1	22	138
Monday	2/3/03	8:15 AM	2	82	18	2	1	0	0	2	0	0	0	0	0	17	124
Monday	2/3/03	8:30 AM	4	75	11	4	1	0	0	2	1	0	0	0	3	15	116
Monday	2/3/03	8:45 AM	4	83	15	1	1	0	0	1	0	0	0	0	0	13	118
Monday	2/3/03	9:00 AM	2	77	19	2	3	0	0	2	0	0	0	0	0	17	122
Monday	2/3/03	9:15 AM	1	82	17	2	3	0	0	0	0	0	0	0	0	15	120
Monday	2/3/03	9:30 AM	1	61	12	1	4	1	0	2	0	0	0	0	0	11	93
Monday	2/3/03	9:45 AM	1	63	12	0	6	1	0	2	0	2	0	0	1	14	102
Monday	2/3/03	10:00 AM	4	94	23	2	6	0	0	3	0	0	1	0	0	22	155
Monday	2/3/03	10:15 AM	2	79	19	0	7	0	0	1	0	0	0	0	1	11	120
Monday	2/3/03	10:30 AM	4	76	13	0	4	0	0	4	2	0	0	0	2	15	120
Monday	2/3/03	10:45 AM	1	105	18	3	3	1	0	0	2	1	0	0	0	17	151
Monday	2/3/03	11:00 AM	2	76	19	3	4	1	0	1	1	0	0	0	0	15	122
Monday	2/3/03	11:15 AM	3	84	13	5	7	0	0	1	0	1	0	0	1	20	135
Monday	2/3/03	11:30 AM	1	90	12	3	4	0	0	2	0	0	0	0	2	14	128
Monday	2/3/03	11:45 AM	3	84	20	1	3	0	0	2	2	0	0	0	0	18	133
Monday	2/3/03	12:00 PM	2	94	14	0	3	0	0	0	0	0	0	0	0	19	132
Monday	2/3/03	12:15 PM	3	94	20	1	2	0	0	3	0	1	0	0	2	12	138
Monday	2/3/03	12:30 PM	4	85	14	2	4	0	0	1	1	0	0	0	1	17	129
Monday	2/3/03	12:45 PM	0	82	18	1	5	1	0	2	0	0	1	0	2	15	127
Monday	2/3/03	1:00 PM	2	73	14	2	4	0	0	3	0	0	0	0	5	15	118
Monday	2/3/03	1:15 PM	0	27	4	0	1	0	0	6	1	2	0	2	13	32	88
Monday	2/3/03	1:30 PM	0	78	19	1	3	0	0	3	1	0	0	0	2	18	125
Monday	2/3/03	1:45 PM	1	92	17	0	7	1	0	2	0	1	0	0	0	21	142
Monday	2/3/03	2:00 PM	6	88	21	1	3	0	0	0	0	0	0	0	2	18	139
Monday	2/3/03	2:15 PM	5	72	8	4	4	0	0	2	1	1	0	0	3	28	128
Monday	2/3/03	2:30 PM	3	91	16	2	5	0	0	1	0	0	0	0	3	31	152
Monday	2/3/03	2:45 PM	1	118	22	4	1	0	0	3	0	2	0	0	2	22	175
Monday	2/3/03	3:00 PM	1	90	14	0	2	0	0	5	0	0	0	1	2	18	133
Monday	2/3/03	3:15 PM	2	93	18	2	1	0	0	5	0	0	0	1	2	33	157
Monday	2/3/03	3:30 PM	2	95	22	0	4	1	0	2	0	1	0	0	1	15	143
Monday	2/3/03	3:45 PM	4	103	14	0	3	0	0	2	0	1	0	0	1	24	152
Monday	2/3/03	4:00 PM	1	86	12	2	2	0	0	4	0	0	0	0	4	16	127
Monday	2/3/03	4:15 PM	2	95	18	3	4	0	0	3	0	2	0	0	2	29	158
Monday	2/3/03	4:30 PM	2	117	16	3	0	0	0	2	1	1	1	0	1	34	178
Monday	2/3/03	4:45 PM	1	47	11	6	0	0	0	3	0	3	1	0	10	34	116
Monday	2/3/03	5:00 PM	3	99	12	1	0	0	0	2	1	1	0	1	1	39	160
Monday	2/3/03	5:15 PM	3	88	15	2	1	0	1	3	0	0	0	0	4	17	134
Monday	2/3/03	5:30 PM	0	77	13	1	2	1	0	6	1	1	0	1	2	48	153
Monday	2/3/03	5:45 PM	2	101	19	4	1	1	0	2	1	1	1	1	2	24	160
Monday	2/3/03	6:00 PM	1	82	11	6	0	0	0	5	0	2	0	0	6	46	159
Monday	2/3/03	6:15 PM	1	114	14	1	1	0	0	2	0	0	0	1	1	23	158
Monday	2/3/03	6:30 PM	1	78	18	0	4	0	0	4	0	2	0	2	4	17	130
Monday	2/3/03	6:45 PM	1	84	7	2	1	0	0	7	1	2	0	0	3	31	139
Monday	2/3/03	7:00 PM	3	96	8	1	0	0	0	0	0	0	0	0	2	20	130
Monday	2/3/03	7:15 PM	3	95	7	0	0	0	0	2	1	0	0	0	1	18	127
Monday	2/3/03	7:30 PM	3	97	11	4	2	0	0	0	2	0	0	0	1	23	143
Monday	2/3/03	7:45 PM	1	104	9	0	2	0	0	3	0	1	0	0	1	19	140
Monday	2/3/03	8:00 PM	2	85	14	0	1	0	0	1	0	0	0	0	1	17	121
Monday	2/3/03	8:15 PM	3	85	11	2	0	0	0	1	1	0	0	0	0	14	117
Monday	2/3/03	8:30 PM	3	57	6	1	2	0	0	0	0	0	0	0	0	12	81
Monday	2/3/03	8:45 PM	0	82	10	0	1	0	0	1	0	0	0	0	0	10	104
Monday	2/3/03	9:00 PM	1	91	6	0	0	0	0	1	0	0	0	0	0	10	109
Monday	2/3/03	9:15 PM	1	72	11	2	1	0	0	0	0	0	0	0	0	12	99
Monday	2/3/03	9:30 PM	0	50	8	1	0	0	0	2	0	1	0	0	0	6	68
Monday	2/3/03	9:45 PM	0	56	10	0	0	0	0	1	0	0	0	0	0	6	73
Monday	2/3/03	10:00 PM	0	65	6	0	1	0	0	0	0	1	0	0	0	8	81
Monday	2/3/03	10:15 PM	0	60	2	2	3	1	0	0	0	0	0	0	0	13	81
Monday	2/3/03	10:30 PM	0	53	8	1	0	0	0	1	0	0	0	0	0	6	69
Monday	2/3/03	10:45 PM	1	48	7	0	0	0	0	0	0	0	0	0	0	6	62
Monday	2/3/03	11:00 PM	0	49	5	0	1	0	0	2	0	0	0	0	0	2	59
Monday	2/3/03	11:15 PM	1	37	5	0	0	0	0	0	0	0	0	0	0	9	52
Monday	2/3/03	11:30 PM	0	26	3	0	0	0	0	0	0	0	0	0	0	2	31
Monday	2/3/03	11:45 PM	0	24	2	0	0	0	0	0	0	0	0	0	0	3	29
		Total	126	5892	945	102	166	14	1	130	25	31	5	11	99	1295	8842
Tuesday	2/4/03	12:00 AM	0	22	3	0	1	0	0	0	0	0	0	0	0	2	28
Tuesday	2/4/03	12:15 AM	0	26	2	0	1	0	0	0	0	0	0	0	0	2	31

Portway
Union City/ North Bergen, Hudson County

Start Date: 1/30/2003
 Start Time: 2:45:00 PM
 Site Code: 7
 Station ID: 09412
 Location : JFKennedy Blvd. Between 47th & 48th Street
 JFK-NB Lt-Lane

Day	Date	Time	Class 1	Class 2	Class 3	Class 4	Class 5	Class 6	Class 7	Class 8	Class 9	Class 10	Class 11	Class 12	Class 13	Class 14	Total
Tuesday	2/4/03	12:30 AM	0	21	3	0	0	0	0	0	0	0	0	0	0	1	25
Tuesday	2/4/03	12:45 AM	0	18	3	0	0	0	0	0	0	0	0	0	0	1	22
Tuesday	2/4/03	1:00 AM	0	13	0	0	1	0	0	0	0	0	0	0	0	2	16
Tuesday	2/4/03	1:15 AM	0	18	2	0	0	0	0	0	0	0	0	0	0	1	21
Tuesday	2/4/03	1:30 AM	0	14	2	0	1	0	0	0	0	0	0	0	0	0	17
Tuesday	2/4/03	1:45 AM	1	14	2	0	1	0	0	0	0	0	0	0	0	0	18
Tuesday	2/4/03	2:00 AM	0	7	1	0	2	0	0	0	0	0	0	0	0	2	12
Tuesday	2/4/03	2:15 AM	0	7	0	0	1	0	0	0	0	0	0	0	0	0	8
Tuesday	2/4/03	2:30 AM	0	4	1	0	1	0	0	0	0	0	0	0	0	1	7
Tuesday	2/4/03	2:45 AM	0	6	0	0	0	0	0	0	0	0	0	0	0	1	7
Tuesday	2/4/03	3:00 AM	0	11	0	0	0	0	0	0	0	0	0	0	0	0	11
Tuesday	2/4/03	3:15 AM	0	6	0	0	0	0	0	0	1	0	0	0	0	2	9
Tuesday	2/4/03	3:30 AM	0	9	1	0	1	0	0	0	0	0	0	0	0	0	11
Tuesday	2/4/03	3:45 AM	0	3	1	0	0	0	0	0	0	0	0	0	0	0	4
Tuesday	2/4/03	4:00 AM	0	7	0	0	0	1	0	0	1	0	0	0	0	0	9
Tuesday	2/4/03	4:15 AM	0	5	2	0	1	0	0	0	1	0	0	0	0	0	9
Tuesday	2/4/03	4:30 AM	0	9	0	1	0	0	0	0	0	0	0	0	0	1	11
Tuesday	2/4/03	4:45 AM	0	4	4	0	1	0	0	0	1	0	0	0	0	0	10
Tuesday	2/4/03	5:00 AM	0	9	4	0	0	0	0	0	0	0	0	0	0	0	13
Tuesday	2/4/03	5:15 AM	0	14	3	0	1	0	0	0	0	0	0	0	0	2	20
Tuesday	2/4/03	5:30 AM	0	17	2	1	1	0	0	0	0	0	0	0	0	4	25
Tuesday	2/4/03	5:45 AM	0	23	3	0	1	0	0	0	1	0	0	0	0	3	31
Tuesday	2/4/03	6:00 AM	0	32	6	0	0	0	0	0	0	0	0	0	0	1	39
Tuesday	2/4/03	6:15 AM	1	33	5	1	1	1	0	0	0	0	0	0	0	5	47
Tuesday	2/4/03	6:30 AM	0	48	6	0	0	0	0	1	0	0	0	0	0	8	63
Tuesday	2/4/03	6:45 AM	1	48	10	0	1	0	0	0	0	0	0	0	0	5	65
Tuesday	2/4/03	7:00 AM	0	56	8	0	2	0	0	1	0	0	0	0	0	5	72
Tuesday	2/4/03	7:15 AM	2	66	11	0	1	0	0	2	0	0	0	0	0	13	95
Tuesday	2/4/03	7:30 AM	1	87	18	1	4	0	0	1	0	0	0	0	0	12	124
Tuesday	2/4/03	7:45 AM	2	105	18	0	1	1	0	2	0	0	0	0	0	22	151
Tuesday	2/4/03	8:00 AM	4	75	19	1	4	0	0	1	0	2	0	1	0	13	120
Tuesday	2/4/03	8:15 AM	1	89	13	0	2	0	0	1	0	0	0	0	0	18	124
Tuesday	2/4/03	8:30 AM	0	81	15	1	3	0	0	1	0	0	1	0	1	13	116
Tuesday	2/4/03	8:45 AM	3	77	11	2	1	0	0	1	1	0	0	0	0	18	114
Tuesday	2/4/03	9:00 AM	0	88	15	3	1	0	0	0	0	0	0	0	1	9	117
Tuesday	2/4/03	9:15 AM	1	77	17	2	4	0	0	1	0	2	0	0	1	13	118
Tuesday	2/4/03	9:30 AM	2	89	9	4	6	2	0	1	0	0	0	0	0	18	131
Tuesday	2/4/03	9:45 AM	0	87	18	2	7	0	0	0	0	0	0	0	0	14	128
Tuesday	2/4/03	10:00 AM	1	74	20	0	3	0	0	0	1	0	0	0	1	11	111
Tuesday	2/4/03	10:15 AM	1	59	21	2	3	1	0	3	1	0	0	0	2	14	107
Tuesday	2/4/03	10:30 AM	3	63	16	1	2	0	0	0	0	0	0	0	0	23	108
Tuesday	2/4/03	10:45 AM	2	71	13	2	2	1	0	1	0	0	0	0	0	17	109
Tuesday	2/4/03	11:00 AM	0	61	15	6	5	1	0	2	1	0	0	0	1	19	111
Tuesday	2/4/03	11:15 AM	3	73	21	2	1	0	0	1	0	2	0	0	1	15	119
Tuesday	2/4/03	11:30 AM	3	56	15	1	3	0	0	0	2	0	0	0	3	27	110
Tuesday	2/4/03	11:45 AM	1	41	9	3	4	3	1	5	2	0	0	0	11	54	134
Tuesday	2/4/03	12:00 PM	2	64	15	2	4	3	2	11	1	4	0	0	10	38	156
Tuesday	2/4/03	12:15 PM	1	75	16	2	6	4	7	9	1	7	0	4	6	26	164
Tuesday	2/4/03	12:30 PM	0	87	15	3	4	2	10	17	1	7	0	0	7	22	175
Tuesday	2/4/03	12:45 PM	3	70	19	0	4	1	10	15	0	4	0	2	13	27	168
Tuesday	2/4/03	1:00 PM	1	72	15	4	4	2	3	10	1	13	0	1	14	30	170
Tuesday	2/4/03	1:15 PM	1	89	21	1	2	4	3	9	0	4	0	3	9	22	168
Tuesday	2/4/03	1:30 PM	4	99	23	1	3	2	3	14	0	5	1	2	7	29	193
Tuesday	2/4/03	1:45 PM	0	93	16	2	9	2	6	15	0	7	0	2	9	19	180
Tuesday	2/4/03	2:00 PM	3	80	17	1	4	1	3	10	1	6	0	3	12	28	169
Tuesday	2/4/03	2:15 PM	3	84	15	4	3	2	4	11	3	6	1	3	12	17	168
Tuesday	2/4/03	2:30 PM	4	71	16	2	3	6	3	9	1	5	0	2	16	30	168
Tuesday	2/4/03	2:45 PM	2	71	21	4	2	3	6	10	0	10	1	1	16	26	173
Tuesday	2/4/03	3:00 PM	1	63	19	1	0	2	4	14	2	8	1	1	18	30	164
Tuesday	2/4/03	3:15 PM	1	52	15	3	4	3	3	9	0	10	1	3	17	29	150
Tuesday	2/4/03	3:30 PM	2	87	16	2	2	2	3	1	1	6	0	6	19	20	167
Tuesday	2/4/03	3:45 PM	1	59	7	1	1	2	2	5	0	8	1	3	28	32	150
Tuesday	2/4/03	4:00 PM	3	63	11	2	1	6	8	13	1	9	1	3	24	29	174
Total			65	3202	645	71	132	58	81	207	26	125	8	40	259	846	5765



Malick & Scherer, P.C. ——— **M&S** ———
Consulting Engineers
Construction Inspectors

One Salem Square, 295 Route 22 East, Whitehouse Station, New Jersey 08889
 Phone (908) 534-4995 Fax (908) 534-0507

ATR LOCATION MAP

JFK BLVD E SOUTH OF 48 STREET

**PORTWAY EXTENSION
 CONCEPT DEVELOPMENT
 AND
 CSM STUDY**

NOT TO SCALE

DATE: 4/2/03

Portway
Weehawken, Hudson County

Start Date: 2/5/2003
 Start Time: 11:00:00 AM
 Site Code: 7-1
 Station ID: 08683
 Location : JFK East Avenue Between 48th & 49th Street
 JFK East-NB

Day	Date	Time	Class 1	Class 2	Class 3	Class 4	Class 5	Class 6	Class 7	Class 8	Class 9	Class 10	Class 11	Class 12	Class 13	Class 14	Total
Thursday	2/6/03	10:30 PM	1	66	11	2	3	0	0	2	0	0	0	0	0	4	89
Thursday	2/6/03	10:45 PM	0	61	18	2	2	0	0	0	0	0	0	0	0	3	86
Thursday	2/6/03	11:00 PM	0	65	6	2	2	0	0	0	0	0	0	0	0	1	76
Thursday	2/6/03	11:15 PM	0	62	9	1	2	0	0	0	0	0	0	0	0	3	77
Thursday	2/6/03	11:30 PM	0	45	10	2	1	0	0	0	0	0	0	0	0	1	59
Thursday	2/6/03	11:45 PM	0	47	8	2	3	0	0	2	0	0	0	0	0	2	64
		Total	20	5291	948	331	339	12	1	128	4	26	1	9	81	558	7749
Friday	2/7/03	12:00 AM	0	38	4	3	0	0	0	0	0	0	0	0	0	3	48
Friday	2/7/03	12:15 AM	0	32	5	1	2	0	0	1	0	0	0	0	0	3	44
Friday	2/7/03	12:30 AM	0	36	9	0	2	0	0	0	0	0	0	0	0	1	48
Friday	2/7/03	12:45 AM	0	28	8	1	1	0	0	0	0	0	0	0	0	0	38
Friday	2/7/03	1:00 AM	0	25	4	2	0	0	0	0	0	0	0	0	0	0	31
Friday	2/7/03	1:15 AM	1	22	9	1	1	0	0	0	0	0	0	0	0	1	35
Friday	2/7/03	1:30 AM	0	17	4	1	2	0	0	1	0	0	0	0	0	1	26
Friday	2/7/03	1:45 AM	0	18	2	0	1	1	0	0	0	0	0	0	0	0	22
Friday	2/7/03	2:00 AM	0	16	2	0	0	1	0	0	0	0	0	0	0	1	20
Friday	2/7/03	2:15 AM	0	20	4	0	1	0	0	0	0	0	0	0	0	0	25
Friday	2/7/03	2:30 AM	0	18	4	2	1	1	0	0	0	0	0	0	0	0	26
Friday	2/7/03	2:45 AM	1	19	2	0	3	0	0	0	0	0	0	0	0	3	28
Friday	2/7/03	3:00 AM	0	11	1	0	2	0	0	0	0	0	0	0	0	1	15
Friday	2/7/03	3:15 AM	0	5	6	0	3	0	0	0	0	0	0	0	0	0	14
Friday	2/7/03	3:30 AM	0	10	2	1	0	0	0	0	0	0	0	0	0	0	13
Friday	2/7/03	3:45 AM	0	9	4	0	0	0	0	0	0	0	0	0	0	0	13
Friday	2/7/03	4:00 AM	0	6	0	0	1	0	0	0	0	0	0	0	0	0	7
Friday	2/7/03	4:15 AM	0	12	2	1	0	0	0	0	0	0	0	0	0	1	16
Friday	2/7/03	4:30 AM	0	6	4	1	1	0	0	0	0	0	0	0	0	1	13
Friday	2/7/03	4:45 AM	0	16	5	0	1	0	0	1	0	0	0	0	0	0	23
Friday	2/7/03	5:00 AM	0	11	2	0	2	0	0	0	0	0	0	0	0	1	16
Friday	2/7/03	5:15 AM	1	17	2	1	0	0	0	0	0	0	0	0	0	6	27
Friday	2/7/03	5:30 AM	0	21	4	3	0	0	0	0	0	0	0	0	0	3	31
Friday	2/7/03	5:45 AM	2	5	3	4	1	0	0	0	0	0	0	0	0	6	21
Friday	2/7/03	6:00 AM	2	0	0	0	0	0	0	0	0	0	0	0	0	38	40
Friday	2/7/03	6:15 AM	0	1	1	0	0	0	0	0	0	0	0	0	0	37	39
Friday	2/7/03	6:30 AM	0	0	0	0	0	0	0	0	0	0	0	0	0	52	52
Friday	2/7/03	6:45 AM	0	2	0	1	0	0	0	0	0	0	0	0	0	47	50
Friday	2/7/03	7:00 AM	0	0	0	0	0	0	0	0	0	0	0	0	0	44	44
Friday	2/7/03	7:15 AM	0	2	0	0	0	0	0	0	0	0	0	0	0	50	52
Friday	2/7/03	7:30 AM	0	0	1	0	0	0	0	0	0	0	0	0	0	33	34
		Total	7	423	94	23	25	3	0	3	0	0	0	0	0	333	911

Portway
Weehawken, Hudson County

Start Date: 2/5/2003
 Start Time: 11:30:00 AM
 Site Code: 7-2
 Station ID: 08888
 Location : JFK East Avenue Between 46th & 49th Street
 JFK East-SB

Day	Date	Time	Class 1	Class 2	Class 3	Class 4	Class 5	Class 6	Class 7	Class 8	Class 9	Class 10	Class 11	Class 12	Class 13	Class 14	Total
Thursday	2/6/03	11:00 PM	0	53	2	2	3	0	0	0	0	0	0	0	0	2	62
Thursday	2/6/03	11:15 PM	0	49	5	1	3	0	0	0	0	0	0	0	0	1	59
Thursday	2/6/03	11:30 PM	0	41	1	1	1	0	0	0	0	0	0	0	0	1	45
Thursday	2/6/03	11:45 PM	0	29	1	0	4	0	0	0	0	0	0	0	0	0	34
		Total	6	3673	350	163	223	9	0	57	2	25	0	7	12	3398	7925
Friday	2/7/03	12:00 AM	0	29	0	1	2	0	0	0	0	0	0	0	0	1	33
Friday	2/7/03	12:15 AM	0	21	1	2	1	0	0	0	0	0	0	0	0	1	26
Friday	2/7/03	12:30 AM	0	27	1	0	3	0	0	0	0	0	0	0	0	0	31
Friday	2/7/03	12:45 AM	0	26	2	2	0	0	0	0	0	0	0	0	0	0	30
Friday	2/7/03	1:00 AM	0	20	0	0	0	0	0	0	0	0	0	0	0	0	20
Friday	2/7/03	1:15 AM	0	22	1	0	2	0	0	0	0	0	0	0	0	0	25
Friday	2/7/03	1:30 AM	0	13	1	0	0	0	0	0	0	0	0	0	0	0	14
Friday	2/7/03	1:45 AM	0	11	0	0	0	0	0	0	0	0	0	0	0	1	12
Friday	2/7/03	2:00 AM	0	8	2	0	2	0	0	0	0	0	0	0	0	0	12
Friday	2/7/03	2:15 AM	0	10	4	1	0	0	0	0	0	0	0	0	0	0	15
Friday	2/7/03	2:30 AM	0	14	0	0	0	0	0	0	0	0	0	0	0	0	14
Friday	2/7/03	2:45 AM	0	13	1	0	0	0	0	0	0	0	0	0	0	0	14
Friday	2/7/03	3:00 AM	0	13	1	1	3	0	0	0	0	0	0	0	0	1	19
Friday	2/7/03	3:15 AM	0	9	1	0	2	0	0	0	0	0	0	0	0	0	12
Friday	2/7/03	3:30 AM	0	10	1	0	1	0	0	0	0	0	0	0	0	0	12
Friday	2/7/03	3:45 AM	0	8	1	0	0	0	0	0	0	0	0	0	0	0	9
Friday	2/7/03	4:00 AM	0	9	2	1	1	0	0	0	0	0	0	0	0	0	13
Friday	2/7/03	4:15 AM	0	20	2	0	0	0	0	0	0	0	0	0	0	0	22
Friday	2/7/03	4:30 AM	0	16	0	0	1	0	0	0	0	0	0	0	0	0	17
Friday	2/7/03	4:45 AM	0	12	2	0	0	0	0	0	0	0	0	0	0	0	14
Friday	2/7/03	5:00 AM	0	15	2	1	1	0	0	0	0	0	0	0	0	2	21
Friday	2/7/03	5:15 AM	0	15	4	1	1	0	0	0	0	0	0	0	0	2	23
Friday	2/7/03	5:30 AM	0	28	4	0	0	0	0	0	0	0	0	0	0	0	32
Friday	2/7/03	5:45 AM	0	36	3	1	1	0	0	0	0	0	0	0	0	2	43
Friday	2/7/03	6:00 AM	0	35	8	3	4	0	0	0	0	0	0	0	0	1	51
Friday	2/7/03	6:15 AM	0	55	3	2	2	0	0	0	0	0	0	0	0	1	63
Friday	2/7/03	6:30 AM	1	50	1	3	5	0	0	0	0	0	1	1	1	7	69
Friday	2/7/03	6:45 AM	0	58	5	1	3	0	0	0	0	0	0	0	2	8	77
Friday	2/7/03	7:00 AM	0	41	9	5	5	0	0	0	0	0	0	0	0	3	63
Friday	2/7/03	7:15 AM	0	61	8	5	9	0	0	0	0	0	0	0	0	4	87
Friday	2/7/03	7:30 AM	0	62	2	5	5	1	0	1	0	0	0	0	0	4	80
Friday	2/7/03	11:30 AM	0	70	5	4	7	0	0	1	0	0	0	0	0	10	97
		Total	1	837	77	39	61	1	0	2	0	0	0	1	3	48	1070

Portway
Weehawken, Hudson County

Start Date: 2/5/2003
 Start Time: 11:30:00 AM
 Site Code: 7-2
 Station ID: 08888
 Location : JFK East Avenue Between 48th & 49th Street
 JFK East-SB

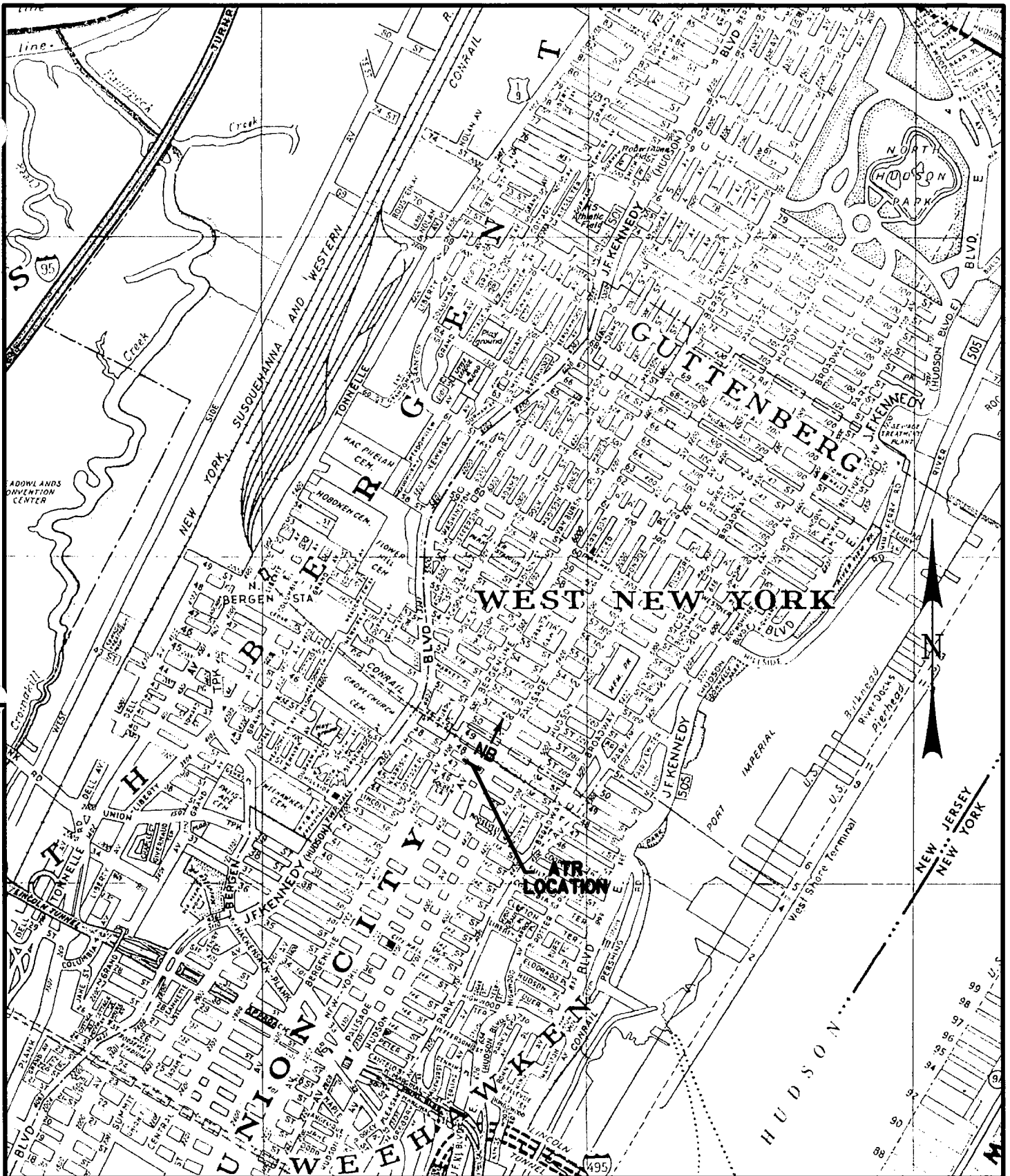
Day	Date	Time	Class 1	Class 2	Class 3	Class 4	Class 5	Class 6	Class 7	Class 8	Class 9	Class 10	Class 11	Class 12	Class 13	Class 14	Total
Monday	2/3/03	9:30 PM	0	23	1	0	0	0	0	1	0	0	0	0	0	0	25
Monday	2/3/03	9:45 PM	0	13	4	1	0	0	0	0	0	1	0	0	0	2	21
Monday	2/3/03	10:00 PM	0	19	3	0	0	0	0	0	0	0	0	0	0	5	27
Monday	2/3/03	10:15 PM	0	23	1	0	1	0	0	0	0	0	0	0	0	0	25
Monday	2/3/03	10:30 PM	0	14	0	2	0	0	0	0	0	0	0	0	0	0	16
Monday	2/3/03	10:45 PM	0	8	1	0	0	0	0	0	0	0	0	0	0	1	10
Monday	2/3/03	11:00 PM	0	10	2	1	0	0	0	0	0	0	0	0	0	0	13
Monday	2/3/03	11:15 PM	0	9	0	0	0	0	0	0	0	0	0	0	0	0	9
Monday	2/3/03	11:30 PM	0	6	0	0	0	0	0	0	0	0	0	0	0	0	6
Monday	2/3/03	11:45 PM	0	7	0	1	0	0	0	1	0	0	0	0	0	0	9
		Total	13	1218	116	39	12	15	2	33	7	13	0	2	19	656	2145
Tuesday	2/4/03	12:00 AM	0	14	1	0	0	0	0	0	0	0	0	0	0	0	15
Tuesday	2/4/03	12:15 AM	0	9	2	0	0	0	0	0	0	0	0	0	0	0	11
Tuesday	2/4/03	12:30 AM	0	3	0	1	0	0	0	0	0	0	0	0	0	0	4
Tuesday	2/4/03	12:45 AM	0	2	0	1	0	0	0	0	0	0	0	0	0	0	3
Tuesday	2/4/03	1:00 AM	0	4	0	0	0	0	0	0	0	0	0	0	0	0	4
Tuesday	2/4/03	1:15 AM	0	1	0	0	0	0	0	0	0	0	0	0	0	0	1
Tuesday	2/4/03	1:30 AM	0	2	0	0	1	0	0	0	0	0	0	0	0	0	3
Tuesday	2/4/03	1:45 AM	0	7	0	0	0	0	0	0	0	0	0	0	0	0	7
Tuesday	2/4/03	2:00 AM	0	3	0	0	0	0	0	0	0	0	0	0	0	0	3
Tuesday	2/4/03	2:15 AM	0	1	0	1	0	0	0	0	0	0	0	0	0	0	2
Tuesday	2/4/03	2:30 AM	0	1	2	0	0	0	0	0	0	0	0	0	0	0	3
Tuesday	2/4/03	2:45 AM	0	1	0	0	0	0	0	0	0	0	0	0	0	0	1
Tuesday	2/4/03	3:00 AM	0	3	0	0	0	1	0	0	0	0	0	0	0	0	4
Tuesday	2/4/03	3:15 AM	0	1	2	0	0	0	0	0	0	0	0	0	0	0	3
Tuesday	2/4/03	3:30 AM	0	1	0	0	0	0	0	0	0	0	0	0	0	0	1
Tuesday	2/4/03	3:45 AM	0	1	0	0	0	0	0	0	0	0	0	0	0	0	1
Tuesday	2/4/03	4:00 AM	0	3	0	0	0	0	0	0	0	0	0	0	0	0	3
Tuesday	2/4/03	4:15 AM	0	1	1	1	0	0	0	0	0	0	0	0	0	0	3
Tuesday	2/4/03	4:30 AM	0	1	0	0	0	0	0	0	1	0	0	0	0	0	2
Tuesday	2/4/03	4:45 AM	0	2	0	0	0	0	0	0	0	0	0	0	0	1	3
Tuesday	2/4/03	5:00 AM	0	4	0	0	0	0	0	0	0	0	0	0	0	0	4
Tuesday	2/4/03	5:15 AM	0	5	0	0	0	0	0	1	0	0	0	0	0	0	6
Tuesday	2/4/03	5:30 AM	1	2	1	0	0	0	0	0	0	0	0	0	0	0	4
Tuesday	2/4/03	5:45 AM	0	2	0	0	0	0	0	1	0	0	0	0	0	0	3
Tuesday	2/4/03	6:00 AM	0	4	0	1	0	0	0	0	0	0	0	0	0	1	6
Tuesday	2/4/03	6:15 AM	0	3	2	1	0	0	0	0	0	0	0	0	0	1	7
Tuesday	2/4/03	6:30 AM	0	4	1	2	0	1	0	0	0	0	0	0	0	3	11
Tuesday	2/4/03	6:45 AM	0	17	2	1	0	0	0	0	0	0	0	0	0	3	23
Tuesday	2/4/03	7:00 AM	0	17	0	2	0	0	0	0	0	0	0	0	0	1	20
Tuesday	2/4/03	7:15 AM	0	16	1	1	0	0	0	1	0	0	0	0	0	1	20
Tuesday	2/4/03	7:30 AM	0	18	4	1	2	0	0	2	0	0	0	0	0	3	30
Tuesday	2/4/03	7:45 AM	0	25	5	1	0	0	0	0	0	0	0	0	0	18	49
Tuesday	2/4/03	8:00 AM	0	29	1	0	3	0	0	0	0	0	0	0	1	11	45
Tuesday	2/4/03	8:15 AM	0	24	3	2	0	0	0	0	0	0	0	0	0	4	33
Tuesday	2/4/03	8:30 AM	0	26	0	1	1	0	0	1	0	0	0	0	0	5	34
Tuesday	2/4/03	8:45 AM	0	21	4	1	2	0	0	0	0	0	0	0	0	3	31
Tuesday	2/4/03	9:00 AM	0	19	6	1	0	0	0	1	0	0	0	0	0	6	33
Tuesday	2/4/03	9:15 AM	0	14	2	1	2	0	0	1	0	0	0	0	0	3	23
Tuesday	2/4/03	9:30 AM	0	27	6	0	1	0	0	0	0	0	0	0	0	2	36
Tuesday	2/4/03	9:45 AM	0	19	6	1	0	0	0	2	0	0	0	0	0	4	32
Tuesday	2/4/03	10:00 AM	0	26	2	1	0	0	0	0	0	0	0	0	0	4	33
Tuesday	2/4/03	10:15 AM	0	21	2	1	0	0	0	0	0	0	0	0	0	5	29
Tuesday	2/4/03	10:30 AM	0	20	4	0	0	0	0	1	0	0	0	0	0	5	30
Tuesday	2/4/03	10:45 AM	0	25	3	0	3	0	0	0	0	1	0	0	0	2	34
Tuesday	2/4/03	11:00 AM	0	24	3	3	2	0	0	1	0	0	0	0	0	8	41
Tuesday	2/4/03	11:15 AM	0	23	0	0	3	0	0	1	0	0	0	0	0	8	35
Tuesday	2/4/03	11:30 AM	0	27	5	1	0	0	0	0	0	0	0	0	0	4	37
Tuesday	2/4/03	11:45 AM	0	16	2	1	2	0	0	0	0	0	0	0	0	4	25
Tuesday	2/4/03	12:00 PM	1	31	5	3	2	0	0	1	0	0	0	0	1	2	46
Tuesday	2/4/03	12:15 PM	0	24	1	1	2	0	0	2	0	1	0	0	0	10	41
Tuesday	2/4/03	12:30 PM	0	2	0	2	0	0	0	0	0	0	0	0	0	34	38
Tuesday	2/4/03	12:45 PM	0	0	4	1	1	0	0	0	0	0	0	0	0	44	50
Tuesday	2/4/03	1:00 PM	0	1	1	1	0	0	0	0	0	0	0	0	0	40	43
Tuesday	2/4/03	1:15 PM	0	5	1	2	1	0	0	0	0	0	0	0	0	31	40
Tuesday	2/4/03	1:30 PM	0	7	3	0	1	0	0	0	0	0	0	0	0	32	43
Tuesday	2/4/03	1:45 PM	0	5	1	1	1	0	0	0	0	0	0	0	0	28	36
Tuesday	2/4/03	2:00 PM	0	2	2	1	0	0	0	0	0	0	0	0	0	40	45
Tuesday	2/4/03	2:15 PM	0	2	1	2	2	1	0	0	0	0	0	0	0	31	39
Tuesday	2/4/03	2:30 PM	0	2	3	0	0	0	0	0	0	0	0	0	0	37	42
		Total	2	620	95	42	32	3	0	16	1	2	0	0	2	439	1254

Portways Extension - Model Calibration Counts
Location: I-95 @ Fort Lee Road, Leonia, NJ - AM Peak

NB (Towards NYC) Cumulative Counts		NB (Towards NYC) 15 Minute Intervals		SB (Towards PA) Cumulative Counts		SB (Towards PA) 15 Minute Intervals	
Time Begin	6:30 AM	Time Begin	6:30 AM	Time Begin	6:30 AM	Time Begin	6:30 AM
Car	904	Car	904	Car	688	Car	688
SU Truck	88	SU Truck	88	SU Truck	38	SU Truck	38
Container	13	Container	13	Container	8	Container	8
Tractor Tr	103	Tractor Tr	103	Tractor Tr	122	Tractor Tr	122
Total	1108	Total	1108	Total	856	Total	856
Time Begin	6:45 AM	Time Begin	6:45 AM	Time Begin	6:45 AM	Time Begin	6:45 AM
Car	1813	Car	909	Car	1516	Car	828
SU Truck	193	SU Truck	105	SU Truck	89	SU Truck	51
Container	22	Container	9	Container	26	Container	18
Tractor Tr	213	Tractor Tr	110	Tractor Tr	234	Tractor Tr	112
Total	2241	Total	1133	Total	1865	Total	1009
Time Begin	7:00 AM	Time Begin	7:00 AM	Time Begin	7:00 AM	Time Begin	7:00 AM
Car	2608	Car	795	Car	2340	Car	824
SU Truck	290	SU Truck	97	SU Truck	122	SU Truck	33
Container	32	Container	10	Container	38	Container	12
Tractor Tr	322	Tractor Tr	109	Tractor Tr	355	Tractor Tr	121
Total	3252	Total	1011	Total	2855	Total	990
Time Begin	7:15 AM	Time Begin	7:15 AM	Time Begin	7:15 AM	Time Begin	7:15 AM
Car	3447	Car	839	Car	3165	Car	825
SU Truck	378	SU Truck	88	SU Truck	158	SU Truck	36
Container	41	Container	9	Container	52	Container	14
Tractor Tr	404	Tractor Tr	82	Tractor Tr	444	Tractor Tr	89
Total	4270	Total	1018	Total	3819	Total	964
Time Begin	7:30 AM	Time Begin	7:30 AM	Time Begin	7:30 AM	Time Begin	7:30 AM
Car	4363	Car	916	Car	4094	Car	929
SU Truck	463	SU Truck	85	SU Truck	203	SU Truck	45
Container	50	Container	9	Container	68	Container	16
Tractor Tr	486	Tractor Tr	82	Tractor Tr	553	Tractor Tr	109
Total	5362	Total	1092	Total	4918	Total	1099
Time Begin	7:45 AM	Time Begin	7:45 AM	Time Begin	7:45 AM	Time Begin	7:45 AM
Car	5343	Car	980	Car	5034	Car	940
SU Truck	546	SU Truck	83	SU Truck	247	SU Truck	44
Container	54	Container	4	Container	80	Container	12
Tractor Tr	568	Tractor Tr	82	Tractor Tr	665	Tractor Tr	112
Total	6511	Total	1149	Total	6026	Total	1108
Time Begin	8:00 AM	Time Begin	8:00 AM	Time Begin	8:00 AM	Time Begin	8:00 AM
Car	6295	Car	952	Car	5940	Car	906
SU Truck	620	SU Truck	74	SU Truck	286	SU Truck	39
Container	63	Container	9	Container	93	Container	13
Tractor Tr	654	Tractor Tr	86	Tractor Tr	789	Tractor Tr	124
Total	7632	Total	1121	Total	7108	Total	1082
Time Begin	8:15 AM	Time Begin	8:15 AM	Time Begin	8:15 AM	Time Begin	8:15 AM
Car	7252	Car	957	Car	6823	Car	883
SU Truck	697	SU Truck	77	SU Truck	327	SU Truck	41
Container	67	Container	4	Container	101	Container	8
Tractor Tr	752	Tractor Tr	98	Tractor Tr	927	Tractor Tr	138
Total	8768	Total	1136	Total	8178	Total	1070

Portways Extension - Model Calibration Counts
Location: I-95 @ Fort Lee Road, Leonia, NJ - PM Peak

NB (Towards NYC) Cumulative Counts		NB (Towards NYC) 15 Minute Intervals		SB (Towards PA) Cumulative Counts		SB (Towards PA) 15 Minute Intervals	
Time Begin	4:30 PM	Time Begin	4:30 PM	Time Begin	4:30 PM	Time Begin	4:30 PM
Car	1372	Car	1372	Car	1035	Car	1035
SU Truck	52	SU Truck	52	SU Truck	55	SU Truck	55
Container	12	Container	12	Container	9	Container	9
Tractor Tr	33	Tractor Tr	33	Tractor Tr	150	Tractor Tr	150
Total	1469	Total	1469	Total	1249	Total	1249
Time Begin	4:45 PM	Time Begin	4:45 PM	Time Begin	4:45 PM	Time Begin	4:45 PM
Car	2774	Car	1402	Car	2056	Car	1021
SU Truck	98	SU Truck	46	SU Truck	87	SU Truck	32
Container	19	Container	7	Container	18	Container	9
Tractor Tr	84	Tractor Tr	51	Tractor Tr	274	Tractor Tr	124
Total	2975	Total	1506	Total	2435	Total	1186
Time Begin	5:00 PM	Time Begin	5:00 PM	Time Begin	5:00 PM	Time Begin	5:00 PM
Car	4274	Car	1500	Car	3146	Car	1090
SU Truck	140	SU Truck	42	SU Truck	126	SU Truck	39
Container	25	Container	6	Container	26	Container	8
Tractor Tr	128	Tractor Tr	44	Tractor Tr	374	Tractor Tr	100
Total	4567	Total	1592	Total	3672	Total	1237
Time Begin	5:15 PM	Time Begin	5:15 PM	Time Begin	5:15 PM	Time Begin	5:15 PM
Car	5863	Car	1589	Car	4291	Car	1145
SU Truck	176	SU Truck	36	SU Truck	186	SU Truck	60
Container	37	Container	12	Container	33	Container	7
Tractor Tr	167	Tractor Tr	39	Tractor Tr	504	Tractor Tr	130
Total	6243	Total	1676	Total	5014	Total	1342
Time Begin	5:30 PM	Time Begin	5:30 PM	Time Begin	5:30 PM	Time Begin	5:30 PM
Car	7268	Car	1405	Car	5199	Car	908
SU Truck	210	SU Truck	34	SU Truck	250	SU Truck	64
Container	41	Container	4	Container	41	Container	8
Tractor Tr	211	Tractor Tr	44	Tractor Tr	624	Tractor Tr	120
Total	7730	Total	1487	Total	6114	Total	1100
Time Begin	5:45 PM	Time Begin	5:45 PM	Time Begin	5:45 PM	Time Begin	5:45 PM
Car	8484	Car	1216	Car	6226	Car	1027
SU Truck	252	SU Truck	42	SU Truck	293	SU Truck	43
Container	45	Container	4	Container	50	Container	9
Tractor Tr	275	Tractor Tr	64	Tractor Tr	727	Tractor Tr	103
Total	9056	Total	1326	Total	7296	Total	1182
Time Begin	6:00 PM	Time Begin	6:00 PM	Time Begin	6:00 PM	Time Begin	6:00 PM
Car	9971	Car	1487	Car	7262	Car	1036
SU Truck	294	SU Truck	42	SU Truck	328	SU Truck	35
Container	52	Container	7	Container	55	Container	5
Tractor Tr	335	Tractor Tr	60	Tractor Tr	820	Tractor Tr	93
Total	10652	Total	1596	Total	8465	Total	1169
Time Begin	6:15 PM	Time Begin	6:15 PM	Time Begin	6:15 PM	Time Begin	6:15 PM
Car	11432	Car	1461	Car	8199	Car	937
SU Truck	335	SU Truck	41	SU Truck	353	SU Truck	25
Container	57	Container	5	Container	59	Container	4
Tractor Tr	397	Tractor Tr	62	Tractor Tr	894	Tractor Tr	74
Total	12221	Total	1569	Total	9505	Total	1040



Malick & Scherer, P.C. — **M&S** —
Consulting Engineers
Construction Inspectors

One Salem Square, 295 Route 22 East, Whitehouse Station, New Jersey 08889
 Phone (908) 534-4995 Fax (908) 534-0507

ATR LOCATION MAP	
NEW YORK AVENUE SOUTH OF 48 STREET	
PORTWAY EXTENSION CONCEPT DEVELOPMENT AND CSM STUDY	
NOT TO SCALE	DATE: 4/2/03

Portway
Union City, Hudson County

Start Date: 1/24/2003
Start Time: 12:15:00 PM
Site Code: 11
Station ID: 09637
Location : New York Avenue Between 47th & 48th Street
New York Avenue-NB

Day	Date	Time	Class 1	Class 2	Class 3	Class 4	Class 5	Class 6	Class 7	Class 8	Class 9	Class 10	Class 11	Class 12	Class 13	Class 14	Total
Friday	1/24/2003	12:15 PM	0	36	8	3	1	1	0	0	0	0	0	0	0	2	51
Friday	1/24/2003	12:30 PM	0	30	5	2	2	0	0	2	0	0	0	0	0	3	44
Friday	1/24/2003	12:45 PM	0	32	3	1	3	0	0	2	0	0	0	0	0	7	48
Friday	1/24/2003	1:00 PM	0	42	10	2	2	0	0	0	0	0	0	0	0	1	57
Friday	1/24/2003	1:15 PM	0	45	10	2	5	0	0	0	0	0	0	0	0	1	63
Friday	1/24/2003	1:30 PM	0	34	10	1	2	0	0	1	0	0	0	0	0	7	55
Friday	1/24/2003	1:45 PM	0	29	6	3	2	0	0	1	0	0	0	1	0	2	44
Friday	1/24/2003	2:00 PM	0	49	5	1	2	0	0	0	0	0	0	0	0	2	59
Friday	1/24/2003	2:15 PM	0	33	10	1	4	0	0	2	0	1	0	0	0	0	51
Friday	1/24/2003	2:30 PM	0	28	9	1	4	0	0	3	0	0	0	0	0	2	47
Friday	1/24/2003	2:45 PM	0	40	13	4	1	0	0	2	0	0	0	0	0	2	62
Friday	1/24/2003	3:00 PM	0	29	11	1	3	0	0	1	0	0	0	0	0	1	46
Friday	1/24/2003	3:15 PM	0	34	3	1	5	0	0	3	0	0	0	0	0	3	49
Friday	1/24/2003	3:30 PM	0	38	8	2	2	0	0	1	0	0	0	0	0	1	52
Friday	1/24/2003	3:45 PM	0	43	11	3	1	0	0	1	0	0	0	0	0	0	59
Friday	1/24/2003	4:00 PM	0	42	7	0	3	0	0	1	0	0	0	0	0	2	55
Friday	1/24/2003	4:15 PM	0	33	4	2	3	0	0	3	0	0	0	0	0	2	47
Friday	1/24/2003	4:30 PM	0	42	7	3	3	0	0	3	0	0	0	0	0	0	58
Friday	1/24/2003	4:45 PM	0	48	9	1	3	0	0	3	0	1	0	0	0	4	69
Friday	1/24/2003	5:00 PM	0	35	11	2	4	0	0	2	0	0	0	0	0	0	54
Friday	1/24/2003	5:15 PM	0	47	7	4	4	0	0	2	0	0	0	0	0	0	64
Friday	1/24/2003	5:30 PM	0	32	10	3	3	0	0	0	0	0	0	0	0	9	57
Friday	1/24/2003	5:45 PM	0	47	7	3	4	0	0	0	0	0	0	0	0	0	61
Friday	1/24/2003	6:00 PM	0	30	8	3	4	0	0	2	0	0	0	0	0	0	47
Friday	1/24/2003	6:15 PM	0	44	15	1	0	0	0	1	0	0	0	0	0	2	63
Friday	1/24/2003	6:30 PM	0	33	11	1	2	0	0	0	0	0	0	0	0	1	48
Friday	1/24/2003	6:45 PM	0	29	10	2	1	0	0	2	0	0	0	0	0	2	46
Friday	1/24/2003	7:00 PM	0	31	10	3	5	0	0	0	0	0	0	0	0	2	51
Friday	1/24/2003	7:15 PM	0	32	6	2	2	0	0	3	0	0	0	0	0	3	48
Friday	1/24/2003	7:30 PM	0	49	12	3	0	0	0	2	0	0	0	0	0	1	67
Friday	1/24/2003	7:45 PM	0	30	9	1	3	0	0	2	0	0	0	0	0	1	46
Friday	1/24/2003	8:00 PM	1	37	9	5	3	0	0	0	0	0	0	0	0	2	57
Friday	1/24/2003	8:15 PM	0	31	10	3	4	0	0	1	0	0	0	0	0	0	49
Friday	1/24/2003	8:30 PM	0	28	10	1	2	0	0	1	0	0	0	0	0	0	42
Friday	1/24/2003	8:45 PM	0	28	8	1	2	0	0	1	0	0	0	0	0	1	41
Friday	1/24/2003	9:00 PM	0	29	5	1	1	0	0	2	0	0	0	0	0	1	39
Friday	1/24/2003	9:15 PM	0	35	5	2	2	0	0	0	0	0	0	0	0	1	45
Friday	1/24/2003	9:30 PM	0	30	4	2	2	0	0	0	0	0	0	0	0	1	39
Friday	1/24/2003	9:45 PM	0	16	9	1	0	0	0	1	0	0	0	0	0	0	27
Friday	1/24/2003	10:00 PM	0	32	6	2	1	0	0	0	0	0	0	0	0	0	41
Friday	1/24/2003	10:15 PM	0	27	9	2	2	0	0	0	0	0	0	0	0	0	40
Friday	1/24/2003	10:30 PM	0	22	4	1	2	0	0	1	0	0	0	0	0	0	30
Friday	1/24/2003	10:45 PM	0	18	7	1	1	0	0	1	0	0	0	0	0	0	28
Friday	1/24/2003	11:00 PM	0	25	2	2	0	0	0	0	0	0	0	0	0	1	30
Friday	1/24/2003	11:15 PM	0	24	2	0	4	0	0	0	0	0	0	0	0	1	31
Friday	1/24/2003	11:30 PM	0	19	5	1	0	0	0	1	0	0	0	0	0	1	27
Friday	1/24/2003	11:45 PM	0	16	8	0	1	0	0	0	0	0	0	0	0	0	25
		Total	1	1563	368	87	110	1	0	54	0	2	0	1	0	72	2259
Saturday	1/25/2003	12:00 AM	0	19	6	1	1	0	0	0	0	0	0	0	0	1	28
Saturday	1/25/2003	12:15 AM	0	17	4	1	0	0	0	0	0	0	0	0	0	0	22
Saturday	1/25/2003	12:30 AM	0	18	4	1	1	0	0	0	0	0	0	0	0	1	25
Saturday	1/25/2003	12:45 AM	0	16	2	1	0	0	0	0	0	0	0	0	0	0	19
Saturday	1/25/2003	1:00 AM	0	9	5	0	1	0	0	0	0	0	0	0	0	0	15
Saturday	1/25/2003	1:15 AM	0	11	5	1	1	0	0	2	0	0	0	0	0	0	20
Saturday	1/25/2003	1:30 AM	0	15	6	0	1	0	0	0	0	0	0	0	0	0	22
Saturday	1/25/2003	1:45 AM	0	7	5	1	0	0	0	0	0	0	0	0	0	0	13
Saturday	1/25/2003	2:00 AM	0	19	5	1	1	0	0	0	0	0	0	0	0	3	29
Saturday	1/25/2003	2:15 AM	0	11	8	0	0	0	0	0	0	0	0	0	0	0	19
Saturday	1/25/2003	2:30 AM	0	8	3	0	0	0	0	1	0	0	0	0	0	0	12
Saturday	1/25/2003	2:45 AM	0	5	9	0	0	0	0	0	0	0	0	0	0	0	14
Saturday	1/25/2003	3:00 AM	0	10	5	1	0	0	0	0	0	0	0	0	0	1	17
Saturday	1/25/2003	3:15 AM	0	6	5	0	0	0	0	0	0	0	0	0	0	0	11
Saturday	1/25/2003	3:30 AM	0	2	2	1	0	0	0	0	0	0	0	0	0	0	5
Saturday	1/25/2003	3:45 AM	0	3	1	0	0	0	0	0	0	0	0	0	0	0	4
Saturday	1/25/2003	4:00 AM	0	4	1	0	0	0	0	0	0	0	0	0	0	0	5
Saturday	1/25/2003	4:15 AM	0	2	1	0	0	0	0	0	0	0	0	0	0	0	3
Saturday	1/25/2003	4:30 AM	0	7	2	0	0	0	0	0	0	0	0	0	0	0	9
Saturday	1/25/2003	4:45 AM	0	3	2	0	1	0	0	0	0	0	0	0	0	0	6
Saturday	1/25/2003	5:00 AM	0	4	2	0	0	0	0	0	0	0	0	0	0	0	6
Saturday	1/25/2003	5:15 AM	0	6	4	0	0	0	0	0	0	0	0	0	0	0	10
Saturday	1/25/2003	5:30 AM	0	6	3	1	1	0	0	1	0	0	0	0	0	0	12
Saturday	1/25/2003	5:45 AM	0	4	3	1	0	0	0	0	0	0	0	0	0	0	8
Saturday	1/25/2003	6:00 AM	0	4	3	1	0	0	0	0	0	0	0	0	0	0	8

Portway
Union City, Hudson County

Start Date: 1/24/2003
 Start Time: 12:15:00 PM
 Site Code: 11
 Station ID: 09637
 Location : New York Avenue Between 47th & 48th Street
 New York Avenue-NB

Day	Date	Time	Class 1	Class 2	Class 3	Class 4	Class 5	Class 6	Class 7	Class 8	Class 9	Class 10	Class 11	Class 12	Class 13	Class 14	Total
Saturday	1/25/2003	6:15 AM	0	6	4	2	0	0	0	0	0	0	0	0	0	0	12
Saturday	1/25/2003	6:30 AM	0	7	3	1	3	0	0	0	0	0	0	0	0	1	15
Saturday	1/25/2003	6:45 AM	0	9	2	2	2	0	0	0	0	0	0	0	0	0	15
Saturday	1/25/2003	7:00 AM	0	10	0	1	0	0	0	0	0	1	0	0	0	0	12
Saturday	1/25/2003	7:15 AM	0	7	3	1	0	0	0	0	0	0	0	0	0	0	11
Saturday	1/25/2003	7:30 AM	0	12	2	2	1	0	0	1	0	0	0	0	0	0	18
Saturday	1/25/2003	7:45 AM	0	10	3	1	0	1	0	0	0	0	0	0	0	0	15
Saturday	1/25/2003	8:00 AM	0	15	5	2	1	0	0	0	0	0	0	0	0	1	24
Saturday	1/25/2003	8:15 AM	0	15	4	2	2	0	0	0	0	0	0	0	0	3	26
Saturday	1/25/2003	8:30 AM	0	21	5	2	2	2	0	0	0	0	0	0	0	1	33
Saturday	1/25/2003	8:45 AM	0	14	6	3	1	0	0	0	0	0	0	0	0	0	24
Saturday	1/25/2003	9:00 AM	0	25	5	2	3	0	0	0	0	0	0	0	0	0	35
Saturday	1/25/2003	9:15 AM	1	20	12	2	1	0	0	1	0	0	0	0	0	1	38
Saturday	1/25/2003	9:30 AM	0	23	5	2	0	0	0	1	0	1	0	1	0	1	34
Saturday	1/25/2003	9:45 AM	0	28	15	3	4	0	0	1	0	0	0	0	0	1	52
Saturday	1/25/2003	10:00 AM	0	20	6	2	0	0	0	0	0	0	0	0	0	1	29
Saturday	1/25/2003	10:15 AM	0	36	7	2	1	0	0	0	0	0	0	0	0	2	48
Saturday	1/25/2003	10:30 AM	0	35	9	3	1	0	0	1	0	1	0	0	0	1	51
Saturday	1/25/2003	10:45 AM	0	40	7	2	0	0	0	1	0	0	0	0	0	0	50
Saturday	1/25/2003	11:00 AM	0	36	11	3	1	0	0	0	0	0	0	0	0	2	53
Saturday	1/25/2003	11:15 AM	0	36	7	2	3	0	0	0	0	0	0	1	0	1	50
Saturday	1/25/2003	11:30 AM	0	42	11	1	4	0	0	0	0	0	0	0	0	0	58
Saturday	1/25/2003	11:45 AM	0	41	12	3	1	0	0	1	0	0	0	0	0	3	61
Saturday	1/25/2003	12:00 PM	0	47	7	2	0	0	0	1	0	0	0	0	0	2	59
Saturday	1/25/2003	12:15 PM	0	41	9	0	1	0	0	2	0	0	0	0	0	1	54
Saturday	1/25/2003	12:30 PM	0	31	6	2	0	0	0	2	0	1	0	0	0	5	47
Saturday	1/25/2003	12:45 PM	0	42	7	3	1	0	0	0	0	0	0	0	0	2	55
Saturday	1/25/2003	1:00 PM	0	38	6	3	4	0	0	2	0	0	0	0	0	1	54
Saturday	1/25/2003	1:15 PM	0	44	8	2	2	0	0	0	0	1	0	0	0	6	63
Saturday	1/25/2003	1:30 PM	0	53	5	1	3	0	0	1	0	0	0	0	0	1	64
Saturday	1/25/2003	1:45 PM	0	36	7	3	3	0	0	1	0	0	0	0	0	2	52
Saturday	1/25/2003	2:00 PM	0	35	2	4	4	0	0	0	0	0	0	0	0	6	51
Saturday	1/25/2003	2:15 PM	0	44	4	1	5	1	0	0	0	0	0	0	0	0	55
Saturday	1/25/2003	2:30 PM	0	43	7	1	2	0	0	0	0	0	0	0	0	0	53
Saturday	1/25/2003	2:45 PM	0	47	6	2	2	4	0	2	0	0	0	0	0	3	66
Saturday	1/25/2003	3:00 PM	0	25	7	5	1	2	0	1	0	0	0	0	0	2	43
Saturday	1/25/2003	3:15 PM	0	41	7	2	2	1	0	1	0	0	0	0	0	5	59
Saturday	1/25/2003	3:30 PM	1	46	5	2	1	1	0	0	0	0	0	0	0	3	59
Saturday	1/25/2003	3:45 PM	0	39	10	3	0	0	0	1	0	0	0	0	0	4	57
Saturday	1/25/2003	4:00 PM	2	29	7	1	3	0	0	0	0	0	0	0	1	5	48
Saturday	1/25/2003	4:15 PM	1	34	10	4	3	1	0	1	0	0	0	0	0	2	56
Saturday	1/25/2003	4:30 PM	1	42	7	0	2	0	0	1	0	0	0	0	0	9	62
Saturday	1/25/2003	4:45 PM	1	53	5	3	2	3	0	0	0	0	0	0	0	5	72
Saturday	1/25/2003	5:00 PM	0	39	10	4	4	1	0	0	0	0	0	0	0	2	60
Saturday	1/25/2003	5:15 PM	0	30	9	2	1	0	0	0	0	0	0	0	0	1	43
Saturday	1/25/2003	5:30 PM	0	51	5	1	1	2	0	1	0	0	0	0	0	4	65
Saturday	1/25/2003	5:45 PM	0	45	4	4	2	0	0	0	0	0	0	0	0	2	57
Saturday	1/25/2003	6:00 PM	0	7	1	0	0	1	0	0	0	0	0	0	0	50	59
Saturday	1/25/2003	6:15 PM	0	0	0	0	0	0	0	0	0	0	0	0	0	62	62
Saturday	1/25/2003	6:30 PM	0	0	0	0	0	0	0	0	0	0	0	0	0	79	79
Saturday	1/25/2003	6:45 PM	0	0	0	0	0	0	0	0	0	0	0	0	0	65	65
Saturday	1/25/2003	7:00 PM	0	1	1	0	0	0	0	0	0	0	0	0	0	58	60
Saturday	1/25/2003	7:15 PM	1	37	4	3	0	0	0	0	0	0	0	0	0	3	48
Saturday	1/25/2003	7:30 PM	0	45	10	2	2	2	0	0	0	0	0	0	0	4	65
Saturday	1/25/2003	7:45 PM	0	34	4	2	2	0	0	2	0	0	0	0	0	1	45
Saturday	1/25/2003	8:00 PM	0	39	2	4	2	0	0	0	0	0	0	0	0	0	47
Saturday	1/25/2003	8:15 PM	0	41	11	2	1	0	0	0	0	0	0	0	0	2	57
Saturday	1/25/2003	8:30 PM	0	28	5	1	2	0	0	0	0	0	0	0	0	3	39
Saturday	1/25/2003	8:45 PM	0	49	7	3	2	0	0	0	0	0	0	0	0	4	65
Saturday	1/25/2003	9:00 PM	0	32	8	3	0	3	0	0	0	1	0	0	0	1	48
Saturday	1/25/2003	9:15 PM	1	35	9	0	0	2	0	0	1	0	0	0	0	0	48
Saturday	1/25/2003	9:30 PM	0	31	3	4	0	2	0	1	0	0	0	0	0	1	42
Saturday	1/25/2003	9:45 PM	0	40	5	2	0	1	0	0	0	1	0	0	0	5	54
Saturday	1/25/2003	10:00 PM	0	27	3	1	0	2	0	0	0	0	0	0	0	0	33
Saturday	1/25/2003	10:15 PM	0	32	10	2	0	0	0	2	0	0	0	0	0	1	47
Saturday	1/25/2003	10:30 PM	0	32	6	1	0	0	0	0	0	0	0	0	0	1	40
Saturday	1/25/2003	10:45 PM	0	23	6	1	0	2	0	1	0	0	0	0	0	1	34
Saturday	1/25/2003	11:00 PM	0	40	5	1	0	2	0	0	0	0	0	0	0	2	50
Saturday	1/25/2003	11:15 PM	0	23	4	0	3	1	0	0	0	0	0	0	0	2	33
Saturday	1/25/2003	11:30 PM	0	30	2	1	2	1	0	1	0	0	0	0	0	2	39
Saturday	1/25/2003	11:45 PM	0	36	5	1	0	2	0	0	0	1	0	0	0	0	45
		Total	9	2361	511	147	104	40	0	35	1	8	0	2	1	445	3664
Sunday	1/26/2003	12:00 AM	0	20	4	1	0	0	0	0	0	0	0	0	0	3	28

Portway
Union City, Hudson County

Start Date: 1/24/2003
 Start Time: 12:15:00 PM
 Site Code:11
 Station ID: 09637
 Location : New York Avenue Between 47th & 48th Street
 New York Avenue-NB

Day	Date	Time	Class 1	Class 2	Class 3	Class 4	Class 5	Class 6	Class 7	Class 8	Class 9	Class 10	Class 11	Class 12	Class 13	Class 14	Total
Sunday	1/26/2003	12:15 AM	0	12	9	0	0	2	0	0	0	0	0	0	0	0	23
Sunday	1/26/2003	12:30 AM	0	15	6	1	1	0	0	0	0	0	0	0	0	0	23
Sunday	1/26/2003	12:45 AM	0	17	8	0	0	2	0	0	1	0	0	0	0	1	29
Sunday	1/26/2003	1:00 AM	0	11	8	1	0	1	0	0	0	0	0	0	1	4	26
Sunday	1/26/2003	1:15 AM	0	18	9	2	0	1	0	0	0	0	0	0	0	0	30
Sunday	1/26/2003	1:30 AM	0	13	7	0	1	0	0	0	0	0	0	0	0	0	21
Sunday	1/26/2003	1:45 AM	0	22	6	1	0	0	0	0	0	0	0	0	0	0	29
Sunday	1/26/2003	2:00 AM	0	21	6	0	0	0	0	0	0	0	0	0	0	0	27
Sunday	1/26/2003	2:15 AM	0	13	5	0	0	0	0	0	0	0	0	0	0	2	20
Sunday	1/26/2003	2:30 AM	0	11	5	0	0	0	0	0	0	0	0	0	0	0	16
Sunday	1/26/2003	2:45 AM	1	6	5	0	0	0	0	0	0	0	0	0	0	0	12
Sunday	1/26/2003	3:00 AM	0	3	5	1	0	2	0	0	0	0	0	0	0	0	11
Sunday	1/26/2003	3:15 AM	0	6	3	0	2	0	0	0	0	0	0	0	0	0	11
Sunday	1/26/2003	3:30 AM	0	8	2	1	0	0	0	0	0	0	0	0	0	0	11
Sunday	1/26/2003	3:45 AM	0	6	4	0	0	0	0	0	0	0	0	0	0	0	10
Sunday	1/26/2003	4:00 AM	0	4	1	0	0	1	0	0	0	0	0	0	0	1	7
Sunday	1/26/2003	4:15 AM	0	8	2	0	0	0	0	0	0	0	0	0	0	0	10
Sunday	1/26/2003	4:30 AM	0	4	1	0	0	1	0	0	0	0	0	0	0	1	7
Sunday	1/26/2003	4:45 AM	0	8	2	0	0	0	0	0	0	0	0	0	0	0	10
Sunday	1/26/2003	5:00 AM	0	0	0	0	0	1	0	0	0	0	0	0	0	0	1
Sunday	1/26/2003	5:15 AM	0	3	1	0	0	0	0	0	0	0	0	0	0	0	4
Sunday	1/26/2003	5:30 AM	0	4	2	1	0	2	0	0	0	0	0	0	0	0	9
Sunday	1/26/2003	5:45 AM	0	3	2	0	0	1	0	0	0	0	0	0	0	0	6
Sunday	1/26/2003	6:00 AM	0	5	1	0	1	0	0	0	0	0	0	0	0	0	7
Sunday	1/26/2003	6:15 AM	0	3	1	0	0	0	0	0	0	0	0	0	0	0	4
Sunday	1/26/2003	6:30 AM	0	7	2	0	0	0	0	0	0	0	0	0	0	0	9
Sunday	1/26/2003	6:45 AM	0	5	3	0	0	1	0	0	0	0	0	0	0	0	9
Sunday	1/26/2003	7:00 AM	0	5	3	1	1	0	0	0	0	0	0	0	0	0	10
Sunday	1/26/2003	7:15 AM	0	4	3	0	0	1	0	0	0	0	0	0	0	1	9
Sunday	1/26/2003	7:30 AM	0	6	3	1	0	0	0	0	0	0	0	0	0	2	12
Sunday	1/26/2003	7:45 AM	0	5	2	0	1	0	0	0	0	0	0	0	0	3	11
Sunday	1/26/2003	8:00 AM	0	8	3	0	0	0	0	0	0	0	0	0	0	0	11
Sunday	1/26/2003	8:15 AM	1	5	3	3	2	0	0	0	0	0	0	0	0	2	16
Sunday	1/26/2003	8:30 AM	0	10	2	0	0	1	0	0	0	0	0	0	0	0	13
Sunday	1/26/2003	8:45 AM	0	15	4	2	0	0	0	0	0	0	0	0	0	0	21
Sunday	1/26/2003	9:00 AM	0	5	4	0	0	0	0	0	0	0	0	0	0	1	10
Sunday	1/26/2003	9:15 AM	0	12	5	2	0	2	0	0	0	0	0	0	0	2	23
Sunday	1/26/2003	9:30 AM	0	18	3	1	1	1	0	0	0	0	0	0	0	0	24
Sunday	1/26/2003	9:45 AM	0	19	4	1	0	0	0	1	0	0	0	0	0	0	25
Sunday	1/26/2003	10:00 AM	0	20	4	1	0	1	0	1	0	0	0	0	0	1	28
Sunday	1/26/2003	10:15 AM	0	21	4	3	0	0	0	0	0	0	0	0	0	0	28
Sunday	1/26/2003	10:30 AM	0	15	5	0	1	0	0	0	0	0	0	0	0	0	21
Sunday	1/26/2003	10:45 AM	0	30	7	1	0	0	0	0	0	0	0	0	0	0	38
Sunday	1/26/2003	11:00 AM	1	24	2	0	0	0	2	0	0	0	0	0	0	6	35
Sunday	1/26/2003	11:15 AM	0	31	2	3	0	0	1	2	0	0	0	0	0	6	44
Sunday	1/26/2003	11:30 AM	0	29	5	1	2	1	0	0	0	0	0	0	0	2	40
Sunday	1/26/2003	11:45 AM	0	27	5	2	0	1	0	0	0	0	0	0	0	4	39
Sunday	1/26/2003	12:00 PM	0	27	1	0	0	0	0	0	0	0	0	0	0	0	28
Sunday	1/26/2003	12:15 PM	0	34	10	0	2	0	1	0	0	0	0	0	0	7	54
Sunday	1/26/2003	12:30 PM	0	47	4	2	4	1	0	1	0	0	0	0	0	4	63
Sunday	1/26/2003	12:45 PM	1	36	12	3	1	0	0	0	0	0	0	0	0	7	60
Sunday	1/26/2003	1:00 PM	0	43	5	0	1	0	0	3	0	0	0	0	0	3	55
Sunday	1/26/2003	1:15 PM	0	40	5	1	0	1	0	0	0	0	0	0	0	4	51
Sunday	1/26/2003	1:30 PM	0	33	3	1	3	3	0	0	0	0	0	0	1	6	50
Sunday	1/26/2003	1:45 PM	0	23	5	3	2	1	0	0	0	0	0	0	0	3	37
Sunday	1/26/2003	2:00 PM	0	43	3	2	3	1	0	0	0	0	0	0	0	1	53
Sunday	1/26/2003	2:15 PM	0	38	7	0	2	0	0	0	0	0	0	0	0	1	48
Sunday	1/26/2003	2:30 PM	0	30	7	2	1	0	1	1	0	0	0	0	0	11	53
Sunday	1/26/2003	2:45 PM	0	37	8	2	3	1	0	1	0	0	0	0	0	3	55
Sunday	1/26/2003	3:00 PM	0	22	8	1	2	0	0	2	0	0	0	0	0	16	51
Sunday	1/26/2003	3:15 PM	0	0	0	0	0	0	0	0	0	0	0	0	0	44	44
Sunday	1/26/2003	3:30 PM	0	0	0	0	0	0	0	0	0	0	0	0	0	44	44
Sunday	1/26/2003	3:45 PM	0	2	0	0	0	0	0	0	0	0	0	0	0	48	50
Sunday	1/26/2003	4:00 PM	1	33	7	2	3	0	0	3	0	0	0	0	0	10	59
Sunday	1/26/2003	4:15 PM	0	41	2	2	4	3	0	0	0	0	0	0	0	4	56
Sunday	1/26/2003	4:30 PM	0	30	9	1	1	2	0	0	0	0	0	0	0	2	45
Sunday	1/26/2003	4:45 PM	0	38	1	1	2	0	0	0	0	0	0	0	0	5	47
Sunday	1/26/2003	5:00 PM	1	45	9	3	0	1	0	0	0	0	0	0	0	1	60
Sunday	1/26/2003	5:15 PM	0	41	10	2	0	2	0	1	0	0	0	0	0	1	57
Sunday	1/26/2003	5:30 PM	0	55	5	2	0	2	0	1	0	0	0	0	0	4	69
Sunday	1/26/2003	5:45 PM	0	45	5	3	1	1	0	0	0	0	0	0	0	4	59
Sunday	1/26/2003	6:00 PM	0	30	8	2	2	0	0	0	0	0	0	0	0	1	43
Sunday	1/26/2003	6:15 PM	0	36	9	1	0	2	0	0	0	0	0	0	0	3	51

Portway
Union City, Hudson County

Start Date: 1/24/2003
 Start Time: 12:15:00 PM
 Site Code: 11
 Station ID: 09637
 Location : New York Avenue Between 47th & 48th Street
 New York Avenue-NB

Day	Date	Time	Class 1	Class 2	Class 3	Class 4	Class 5	Class 6	Class 7	Class 8	Class 9	Class 10	Class 11	Class 12	Class 13	Class 14	Total
Sunday	1/26/2003	6:30 PM	0	51	5	2	0	0	0	0	0	1	0	0	0	1	60
Sunday	1/26/2003	6:45 PM	0	45	7	2	1	0	0	0	0	0	0	0	0	0	55
Sunday	1/26/2003	7:00 PM	0	23	10	1	0	0	3	0	0	0	0	0	0	4	41
Sunday	1/26/2003	7:15 PM	1	30	9	2	2	3	0	0	0	0	0	0	0	2	49
Sunday	1/26/2003	7:30 PM	0	27	6	2	2	1	0	0	0	0	0	0	0	1	39
Sunday	1/26/2003	7:45 PM	0	32	7	1	1	1	0	0	0	0	0	0	0	0	42
Sunday	1/26/2003	8:00 PM	0	17	3	1	0	0	0	0	0	0	0	0	0	1	22
Sunday	1/26/2003	8:15 PM	0	21	4	3	0	1	0	1	0	0	0	0	0	3	33
Sunday	1/26/2003	8:30 PM	0	32	6	0	0	1	0	0	0	0	0	0	0	2	41
Sunday	1/26/2003	8:45 PM	0	22	5	2	1	1	0	0	0	0	0	0	0	0	31
Sunday	1/26/2003	9:00 PM	0	21	4	1	0	0	0	0	0	0	0	0	0	0	26
Sunday	1/26/2003	9:15 PM	0	18	6	0	1	1	0	0	0	0	0	0	0	0	26
Sunday	1/26/2003	9:30 PM	0	13	6	1	2	0	0	0	0	0	0	0	0	1	23
Sunday	1/26/2003	9:45 PM	0	22	5	2	0	0	0	0	0	0	0	0	0	0	29
Sunday	1/26/2003	10:00 PM	0	17	5	1	0	0	0	0	0	0	0	0	0	0	23
Sunday	1/26/2003	10:15 PM	0	13	7	0	1	0	0	0	0	0	0	0	0	1	22
Sunday	1/26/2003	10:30 PM	0	17	4	1	0	2	0	0	0	0	0	0	0	0	24
Sunday	1/26/2003	10:45 PM	0	11	1	1	0	0	0	0	0	0	0	0	0	1	14
Sunday	1/26/2003	11:00 PM	0	20	3	0	0	0	0	0	0	0	0	0	0	0	23
Sunday	1/26/2003	11:15 PM	0	16	2	1	0	1	0	0	0	0	0	0	0	0	20
Sunday	1/26/2003	11:30 PM	0	13	1	1	0	0	0	0	0	0	0	0	0	3	18
Sunday	1/26/2003	11:45 PM	0	7	2	1	0	1	0	0	0	0	0	0	0	0	11
		Total	7	1902	434	93	61	57	1	24	1	1	0	0	2	299	2862
Monday	1/27/2003	12:00 AM	0	8	0	1	0	1	0	0	0	0	0	0	0	0	10
Monday	1/27/2003	12:15 AM	1	3	4	0	0	2	0	0	0	0	0	0	0	1	11
Monday	1/27/2003	12:30 AM	0	5	3	1	1	0	0	0	0	0	0	0	0	0	10
Monday	1/27/2003	12:45 AM	0	7	1	1	0	0	0	0	0	0	0	0	0	0	9
Monday	1/27/2003	1:00 AM	0	5	1	0	0	0	1	0	0	0	0	0	0	0	7
Monday	1/27/2003	1:15 AM	0	1	3	1	0	0	0	0	0	0	0	0	0	0	5
Monday	1/27/2003	1:30 AM	0	4	3	0	0	0	0	0	0	0	0	0	0	1	8
Monday	1/27/2003	1:45 AM	0	4	6	1	2	0	0	0	0	0	0	0	0	0	13
Monday	1/27/2003	2:00 AM	0	3	3	0	0	0	0	0	0	0	0	0	0	0	6
Monday	1/27/2003	2:15 AM	0	6	8	0	0	0	0	0	0	0	0	0	0	0	14
Monday	1/27/2003	2:30 AM	0	3	1	0	0	0	0	0	0	0	0	0	0	0	4
Monday	1/27/2003	2:45 AM	0	1	3	0	1	0	0	0	0	0	0	0	0	0	5
Monday	1/27/2003	3:00 AM	0	4	4	1	0	0	0	0	0	0	0	0	0	0	9
Monday	1/27/2003	3:15 AM	0	3	1	0	0	0	0	0	0	0	0	0	0	0	4
Monday	1/27/2003	3:30 AM	0	1	0	1	0	1	0	0	0	0	0	0	0	0	3
Monday	1/27/2003	3:45 AM	0	0	5	1	0	0	0	0	0	0	0	0	0	0	6
Monday	1/27/2003	4:00 AM	0	2	0	0	0	0	0	0	0	0	0	0	0	0	2
Monday	1/27/2003	4:15 AM	0	0	3	0	1	0	0	0	0	0	0	0	0	0	4
Monday	1/27/2003	4:30 AM	0	3	2	0	0	0	0	0	0	0	0	0	0	0	5
Monday	1/27/2003	4:45 AM	0	2	0	0	0	0	0	0	0	1	0	0	0	0	3
Monday	1/27/2003	5:00 AM	0	3	0	0	0	0	0	1	0	0	0	0	0	0	4
Monday	1/27/2003	5:15 AM	0	9	1	2	0	0	0	0	0	0	0	0	0	0	12
Monday	1/27/2003	5:30 AM	0	6	1	1	1	0	0	0	0	0	0	0	0	0	9
Monday	1/27/2003	5:45 AM	0	5	0	3	0	0	0	0	0	0	0	0	0	0	8
Monday	1/27/2003	6:00 AM	0	6	2	1	1	0	0	0	0	0	0	0	0	0	10
Monday	1/27/2003	6:15 AM	0	7	5	4	2	0	0	1	0	0	0	0	0	0	19
Monday	1/27/2003	6:30 AM	0	11	3	2	0	0	0	0	1	0	0	0	0	2	19
Monday	1/27/2003	6:45 AM	0	14	2	3	0	0	0	1	0	0	0	0	0	0	20
Monday	1/27/2003	7:00 AM	0	10	2	3	3	0	0	0	0	0	0	0	0	2	20
Monday	1/27/2003	7:15 AM	0	12	3	4	1	0	0	0	0	0	0	0	0	1	21
Monday	1/27/2003	7:30 AM	0	15	4	3	1	0	1	0	0	0	0	0	0	1	25
Monday	1/27/2003	7:45 AM	0	21	5	2	0	0	0	0	0	1	0	0	0	2	31
Monday	1/27/2003	8:00 AM	0	25	7	4	0	0	0	0	0	0	0	0	0	4	40
Monday	1/27/2003	8:15 AM	0	26	5	2	3	2	1	1	0	0	0	0	0	1	41
Monday	1/27/2003	8:30 AM	0	28	10	4	2	1	0	1	0	0	0	0	0	3	49
Monday	1/27/2003	8:45 AM	0	21	9	2	1	2	0	0	0	0	0	0	0	3	38
Monday	1/27/2003	9:00 AM	0	26	6	3	2	0	0	0	0	0	0	0	0	3	40
Monday	1/27/2003	9:15 AM	0	30	8	1	1	0	0	1	0	0	0	0	0	7	48
Monday	1/27/2003	9:30 AM	0	31	8	4	2	1	0	2	0	0	0	0	0	2	50
Monday	1/27/2003	9:45 AM	0	36	8	1	2	0	0	0	1	0	0	0	0	1	49
Monday	1/27/2003	10:00 AM	1	22	4	2	2	2	1	1	0	0	0	0	0	2	37
Monday	1/27/2003	10:15 AM	0	19	10	2	1	0	0	0	0	0	0	0	0	5	37
Monday	1/27/2003	10:30 AM	0	35	10	3	3	1	0	0	0	0	0	0	0	6	58
Monday	1/27/2003	10:45 AM	0	27	6	1	1	0	0	1	0	0	0	0	0	7	43
Monday	1/27/2003	11:00 AM	0	34	6	2	2	0	1	0	0	0	0	0	0	2	47
Monday	1/27/2003	11:15 AM	0	29	9	1	0	0	0	1	0	0	0	0	0	2	42
Monday	1/27/2003	11:30 AM	1	29	3	1	4	1	1	0	0	0	0	0	1	2	43
Monday	1/27/2003	11:45 AM	0	28	4	4	0	2	0	2	0	0	0	0	0	3	43
Monday	1/27/2003	12:00 PM	0	29	7	2	2	3	0	0	0	0	0	0	0	0	43
Monday	1/27/2003	12:15 PM	0	44	10	1	1	1	1	0	0	0	0	0	0	1	59

Portway
Union City, Hudson County

Start Date: 1/24/2003
Start Time: 12:15:00 PM
Site Code: 11
Station ID: 09637
Location : New York Avenue Between 47th & 48th Street
New York Avenue-NB

Day	Date	Time	Class 1	Class 2	Class 3	Class 4	Class 5	Class 6	Class 7	Class 8	Class 9	Class 10	Class 11	Class 12	Class 13	Class 14	Total
Monday	1/27/2003	12:30 PM	0	32	4	2	1	3	0	1	1	0	0	0	0	1	45
Monday	1/27/2003	12:45 PM	0	34	12	2	0	2	1	1	0	0	0	0	0	4	56
Monday	1/27/2003	1:00 PM	0	32	6	5	1	1	0	0	0	0	0	0	0	0	45
Monday	1/27/2003	1:15 PM	1	25	4	1	3	0	0	1	0	0	0	0	0	2	37
Monday	1/27/2003	1:30 PM	0	34	8	2	3	5	0	2	1	0	0	0	0	0	55
Monday	1/27/2003	1:45 PM	0	31	14	0	1	1	0	3	0	0	0	0	0	4	54
Monday	1/27/2003	2:00 PM	0	27	12	3	2	1	0	2	0	0	0	0	0	0	47
Monday	1/27/2003	2:15 PM	0	36	14	2	2	1	1	0	0	0	0	0	0	0	56
Monday	1/27/2003	2:30 PM	0	33	4	3	1	2	0	3	0	0	0	0	0	5	51
Monday	1/27/2003	2:45 PM	0	38	5	1	1	0	0	0	0	0	0	0	0	1	46
Monday	1/27/2003	3:00 PM	0	34	10	3	0	0	0	0	0	0	0	0	0	4	51
Monday	1/27/2003	3:15 PM	0	27	13	0	3	1	0	1	0	0	0	0	0	0	45
Monday	1/27/2003	3:30 PM	0	31	14	2	2	0	0	1	1	0	0	0	0	2	53
Monday	1/27/2003	3:45 PM	0	33	10	4	3	0	0	3	0	0	0	0	0	8	61
Monday	1/27/2003	4:00 PM	0	32	10	0	3	0	0	0	0	0	1	0	1	4	51
Monday	1/27/2003	4:15 PM	0	29	9	2	2	1	0	2	0	0	0	0	0	8	53
Monday	1/27/2003	4:30 PM	0	37	9	2	2	1	0	1	0	0	0	0	0	4	56
Monday	1/27/2003	4:45 PM	0	44	9	2	4	3	0	0	1	0	0	0	0	2	65
Monday	1/27/2003	5:00 PM	0	35	14	4	0	2	0	0	0	0	0	0	0	1	56
Monday	1/27/2003	5:15 PM	1	42	9	2	1	0	0	0	0	1	0	0	0	2	58
Monday	1/27/2003	5:30 PM	0	42	6	2	1	2	0	0	0	0	0	0	0	2	55
Monday	1/27/2003	5:45 PM	0	30	7	2	0	1	0	1	0	0	0	0	0	4	45
Monday	1/27/2003	6:00 PM	0	30	7	4	1	0	0	0	0	0	0	0	0	1	43
Monday	1/27/2003	6:15 PM	0	40	10	3	2	3	0	1	0	0	0	0	0	3	62
Monday	1/27/2003	6:30 PM	0	31	10	0	2	4	0	0	0	0	0	0	0	2	49
Monday	1/27/2003	6:45 PM	0	33	8	3	2	1	0	0	0	0	0	0	0	3	50
Monday	1/27/2003	7:00 PM	0	26	20	2	3	2	0	0	0	0	0	0	0	0	53
Monday	1/27/2003	7:15 PM	0	18	8	2	3	1	0	2	0	0	0	0	0	6	40
Monday	1/27/2003	7:30 PM	0	34	10	3	3	4	0	0	0	0	0	0	0	3	57
Monday	1/27/2003	7:45 PM	0	33	8	2	0	0	0	3	0	0	0	0	0	1	47
Monday	1/27/2003	8:00 PM	0	27	11	2	0	1	0	0	0	0	0	0	0	3	44
Monday	1/27/2003	8:15 PM	0	26	7	3	0	0	0	2	0	0	0	0	0	5	43
Monday	1/27/2003	8:30 PM	0	25	5	0	0	1	0	0	0	0	0	0	0	0	31
Monday	1/27/2003	8:45 PM	0	21	6	1	1	1	0	1	0	0	0	0	0	0	31
Monday	1/27/2003	9:00 PM	0	25	6	2	3	0	0	1	0	0	0	0	0	1	38
Monday	1/27/2003	9:15 PM	0	11	5	2	2	0	0	0	0	0	0	0	0	0	20
Monday	1/27/2003	9:30 PM	0	11	8	1	1	0	0	0	0	0	0	0	0	3	24
Monday	1/27/2003	9:45 PM	0	20	4	2	3	0	0	1	0	0	0	0	0	1	31
Monday	1/27/2003	10:00 PM	0	19	7	3	0	0	0	0	0	0	0	0	0	0	29
Monday	1/27/2003	10:15 PM	0	11	7	3	1	0	0	0	0	0	0	0	0	0	22
Monday	1/27/2003	10:30 PM	0	14	1	0	1	0	0	0	0	0	0	0	0	1	17
Monday	1/27/2003	10:45 PM	0	11	7	2	1	0	0	1	0	0	0	0	0	0	22
Monday	1/27/2003	11:00 PM	0	13	9	1	1	0	0	0	0	0	0	0	0	1	25
Monday	1/27/2003	11:15 PM	0	11	3	0	0	0	0	0	0	0	0	0	0	0	14
Monday	1/27/2003	11:30 PM	0	10	5	1	0	0	0	1	0	0	0	0	0	0	17
Monday	1/27/2003	11:45 PM	0	6	4	0	1	1	0	0	0	0	0	0	0	1	13
		Total	5	1947	588	164	110	66	9	48	6	3	1	0	2	157	3106
Tuesday	1/28/2003	12:00 AM	0	6	3	1	0	0	0	0	0	0	0	0	0	0	10
Tuesday	1/28/2003	12:15 AM	0	7	3	1	1	0	0	0	0	0	0	0	0	0	12
Tuesday	1/28/2003	12:30 AM	0	5	4	1	0	1	0	0	0	0	0	0	0	1	12
Tuesday	1/28/2003	12:45 AM	0	5	4	1	1	0	0	0	0	0	0	0	0	0	11
Tuesday	1/28/2003	1:00 AM	0	0	4	0	0	0	0	0	0	0	0	0	0	0	4
Tuesday	1/28/2003	1:15 AM	0	7	2	1	0	0	0	0	0	0	0	0	0	0	10
Tuesday	1/28/2003	1:30 AM	0	5	4	0	0	0	0	0	0	0	0	0	0	1	10
Tuesday	1/28/2003	1:45 AM	0	5	7	2	1	0	0	0	0	0	0	0	0	0	15
Tuesday	1/28/2003	2:00 AM	0	2	1	0	0	0	0	0	0	0	0	0	0	1	4
Tuesday	1/28/2003	2:15 AM	0	4	2	0	0	0	0	0	0	0	0	0	0	0	6
Tuesday	1/28/2003	2:30 AM	0	5	4	0	0	0	0	0	0	0	0	0	0	0	9
Tuesday	1/28/2003	2:45 AM	1	1	1	0	0	1	0	0	0	0	0	0	0	1	5
Tuesday	1/28/2003	3:00 AM	0	2	1	1	0	0	0	0	0	0	0	0	0	0	4
Tuesday	1/28/2003	3:15 AM	0	2	0	0	0	0	0	0	0	0	0	0	0	0	2
Tuesday	1/28/2003	3:30 AM	0	2	1	1	0	0	0	0	0	0	0	0	0	0	4
Tuesday	1/28/2003	3:45 AM	0	1	4	0	0	0	0	0	0	0	0	0	0	0	5
Tuesday	1/28/2003	4:00 AM	0	1	1	0	0	0	0	0	0	0	0	0	0	0	2
Tuesday	1/28/2003	4:15 AM	0	1	2	0	0	0	0	0	0	0	0	0	0	0	3
Tuesday	1/28/2003	4:30 AM	0	0	0	1	0	0	0	0	0	0	0	0	0	1	2
Tuesday	1/28/2003	4:45 AM	0	2	2	0	0	0	0	0	0	0	0	0	0	0	4
Tuesday	1/28/2003	5:00 AM	0	4	0	2	0	0	0	0	0	0	0	0	0	0	6
Tuesday	1/28/2003	5:15 AM	0	1	4	1	4	0	0	1	0	0	0	0	0	0	11
Tuesday	1/28/2003	5:30 AM	0	6	0	2	0	0	0	0	0	0	0	0	0	0	8
Tuesday	1/28/2003	5:45 AM	0	4	8	2	1	0	0	0	0	0	0	0	0	0	15
Tuesday	1/28/2003	6:00 AM	0	6	2	3	0	0	0	0	0	0	0	0	0	1	12
Tuesday	1/28/2003	6:15 AM	0	4	3	2	5	0	0	1	0	0	0	0	0	0	15

Portway
Union City, Hudson County

Start Date: 1/24/2003
 Start Time: 12:15:00 PM
 Site Code: 11
 Station ID: 09637
 Location : New York Avenue Between 47th & 48th Street
 New York Avenue-NB

Day	Date	Time	Class 1	Class 2	Class 3	Class 4	Class 5	Class 6	Class 7	Class 8	Class 9	Class 10	Class 11	Class 12	Class 13	Class 14	Total
Tuesday	1/28/2003	6:30 AM	0	10	5	3	0	0	0	0	0	0	0	0	0	0	18
Tuesday	1/28/2003	6:45 AM	0	7	10	2	2	0	0	0	0	0	0	0	0	1	22
Tuesday	1/28/2003	7:00 AM	0	10	4	1	2	1	0	1	0	0	0	0	1	0	20
Tuesday	1/28/2003	7:15 AM	0	17	4	2	0	0	0	0	0	0	0	0	0	0	23
Tuesday	1/28/2003	7:30 AM	0	23	11	2	1	0	0	0	0	0	0	0	0	2	39
Tuesday	1/28/2003	7:45 AM	0	10	10	4	0	1	0	0	0	0	0	0	0	0	25
Tuesday	1/28/2003	8:00 AM	0	16	8	4	2	0	0	2	0	0	0	0	0	0	32
Tuesday	1/28/2003	8:15 AM	1	17	11	4	1	1	0	0	0	0	0	0	0	1	36
Tuesday	1/28/2003	8:30 AM	0	14	8	4	3	0	0	0	0	0	0	0	0	0	29
Tuesday	1/28/2003	8:45 AM	1	27	10	2	3	1	0	1	0	0	0	0	0	1	46
Tuesday	1/28/2003	9:00 AM	0	14	17	3	2	0	0	0	0	0	0	0	0	0	36
Tuesday	1/28/2003	9:15 AM	0	15	12	0	3	0	0	1	0	0	0	0	0	2	33
Tuesday	1/28/2003	9:30 AM	0	20	17	2	4	1	0	2	0	0	0	0	0	4	50
Tuesday	1/28/2003	9:45 AM	0	18	13	3	4	0	0	2	0	0	0	0	0	1	41
Tuesday	1/28/2003	10:00 AM	0	27	12	2	2	1	0	0	1	0	0	0	0	2	47
Tuesday	1/28/2003	10:15 AM	0	25	12	2	4	1	0	1	0	0	0	0	0	2	47
Tuesday	1/28/2003	10:30 AM	0	31	7	2	3	0	0	0	0	0	0	0	0	0	43
Tuesday	1/28/2003	10:45 AM	0	24	16	3	2	0	0	1	0	0	0	0	0	2	48
Tuesday	1/28/2003	11:00 AM	0	28	17	1	3	2	1	0	0	0	0	0	0	1	53
Tuesday	1/28/2003	11:15 AM	0	38	12	2	1	0	0	1	0	0	0	0	0	2	56
Tuesday	1/28/2003	11:30 AM	0	32	13	1	2	1	0	2	0	0	0	0	0	1	52
Tuesday	1/28/2003	11:45 AM	1	41	11	0	0	1	0	1	1	0	0	0	0	1	57
Tuesday	1/28/2003	12:00 PM	0	37	8	2	4	1	0	1	0	0	0	0	0	2	55
Tuesday	1/28/2003	12:15 PM	0	43	10	1	6	1	0	1	0	0	0	0	0	1	63
Tuesday	1/28/2003	12:30 PM	0	42	14	1	2	0	0	2	0	0	0	0	1	0	62
Tuesday	1/28/2003	12:45 PM	0	34	7	2	2	3	0	2	0	0	0	0	0	2	52
Tuesday	1/28/2003	1:00 PM	0	41	8	3	2	0	0	0	0	0	0	0	0	6	60
Tuesday	1/28/2003	1:15 PM	0	49	15	1	1	1	0	1	0	0	0	0	0	4	72
Tuesday	1/28/2003	1:30 PM	0	40	15	3	1	2	0	2	0	0	0	0	1	2	66
Tuesday	1/28/2003	1:45 PM	0	46	15	1	5	2	0	1	1	0	0	0	0	1	72
Tuesday	1/28/2003	2:00 PM	1	53	14	1	2	3	0	1	0	0	0	0	0	0	75
Tuesday	1/28/2003	2:15 PM	0	42	14	0	3	1	0	2	1	1	0	0	0	4	68
Tuesday	1/28/2003	2:30 PM	1	39	13	2	2	2	0	2	0	0	0	0	0	0	61
Tuesday	1/28/2003	2:45 PM	0	46	11	3	0	2	0	1	0	0	0	0	0	2	65
Tuesday	1/28/2003	3:00 PM	0	47	11	1	3	0	0	0	0	0	0	0	0	7	69
Tuesday	1/28/2003	3:15 PM	0	36	6	2	0	2	0	3	0	0	0	0	0	3	52
Tuesday	1/28/2003	3:30 PM	0	34	20	0	5	0	0	2	0	0	0	0	0	0	61
Tuesday	1/28/2003	3:45 PM	0	32	13	4	1	0	1	1	1	0	0	0	1	18	72
		Total	6	1213	501	98	97	32	2	39	5	1	0	0	4	81	2079

Portways Extension - Model Calibration Counts
Location: NJ Turnpike, South of Exit 7A - PM Peak

NB (Towards NYC) Cumulative Counts		NB (Towards NYC) 15 Minute Intervals		SB (Towards Exit 7) Cumulative Counts		SB (Towards Exit 7) 15 Minute Intervals	
Time Begin	4:30 PM	Time Begin	4:30 PM	Time Begin	4:30 PM	Time Begin	4:30 PM
Car	594	Car	594	Car	744	Car	744
SU Truck	32	SU Truck	32	SU Truck	59	SU Truck	59
Container	3	Container	3	Container	4	Container	4
Tractor Tr	66	Tractor Tr	66	Tractor Tr	122	Tractor Tr	122
Total	695	Total	695	Total	929	Total	929
Time Begin	4:45 PM	Time Begin	4:45 PM	Time Begin	4:45 PM	Time Begin	4:45 PM
Car	1195	Car	601	Car	1589	Car	845
SU Truck	56	SU Truck	24	SU Truck	101	SU Truck	42
Container	7	Container	4	Container	11	Container	7
Tractor Tr	148	Tractor Tr	82	Tractor Tr	232	Tractor Tr	110
Total	1406	Total	711	Total	1933	Total	1004
Time Begin	5:00 PM	Time Begin	5:00 PM	Time Begin	5:00 PM	Time Begin	5:00 PM
Car	1757	Car	562	Car	2349	Car	760
SU Truck	77	SU Truck	21	SU Truck	145	SU Truck	44
Container	13	Container	6	Container	19	Container	8
Tractor Tr	206	Tractor Tr	58	Tractor Tr	369	Tractor Tr	137
Total	2053	Total	647	Total	2882	Total	949
Time Begin	5:15 PM	Time Begin	5:15 PM	Time Begin	5:15 PM	Time Begin	5:15 PM
Car	2297	Car	540	Car	3060	Car	711
SU Truck	95	SU Truck	18	SU Truck	188	SU Truck	43
Container	14	Container	1	Container	22	Container	3
Tractor Tr	280	Tractor Tr	74	Tractor Tr	470	Tractor Tr	101
Total	2686	Total	633	Total	3740	Total	858
Time Begin	5:30 PM	Time Begin	5:30 PM	Time Begin	5:30 PM	Time Begin	5:30 PM
Car	2876	Car	579	Car	3738	Car	678
SU Truck	121	SU Truck	26	SU Truck	230	SU Truck	42
Container	15	Container	1	Container	24	Container	2
Tractor Tr	348	Tractor Tr	68	Tractor Tr	573	Tractor Tr	103
Total	3360	Total	674	Total	4565	Total	825
Time Begin	5:45 PM	Time Begin	5:45 PM	Time Begin	5:45 PM	Time Begin	5:45 PM
Car	3414	Car	538	Car	4435	Car	697
SU Truck	140	SU Truck	19	SU Truck	266	SU Truck	36
Container	17	Container	2	Container	28	Container	4
Tractor Tr	414	Tractor Tr	66	Tractor Tr	654	Tractor Tr	81
Total	3985	Total	625	Total	5383	Total	818
Time Begin	6:00 PM	Time Begin	6:00 PM	Time Begin	6:00 PM	Time Begin	6:00 PM
Car	3931	Car	517	Car	5105	Car	670
SU Truck	165	SU Truck	25	SU Truck	299	SU Truck	33
Container	21	Container	4	Container	35	Container	7
Tractor Tr	491	Tractor Tr	77	Tractor Tr	762	Tractor Tr	108
Total	4608	Total	623	Total	6201	Total	818
Time Begin	6:15 PM	Time Begin	6:15 PM	Time Begin	6:15 PM	Time Begin	6:15 PM
Car	4429	Car	498	Car	5733	Car	628
SU Truck	188	SU Truck	23	SU Truck	339	SU Truck	40
Container	23	Container	2	Container	38	Container	3
Tractor Tr	564	Tractor Tr	73	Tractor Tr	842	Tractor Tr	80
Total	5204	Total	596	Total	6952	Total	751

Portways Extension - Model Calibration Counts
Location: NJ Turnpike Western Spur, North of Route 3 - AM Peak

NB (Towards NYC) Cumulative Counts		NB (Towards NYC) 15 Minute Intervals		SB (Towards Route 3) Cumulative Counts		SB (Towards Route 3) 15 Minute Intervals	
Time Begin	6:30 AM	Time Begin	6:30 AM	Time Begin	6:30 AM	Time Begin	6:30 AM
Car	465	Car	465	Car	535	Car	535
SU Truck	62	SU Truck	62	SU Truck	39	SU Truck	39
Container	8	Container	8	Container	14	Container	14
Tractor Tr	92	Tractor Tr	92	Tractor Tr	83	Tractor Tr	83
Total	627	Total	627	Total	671	Total	671
Time Begin	6:45 AM	Time Begin	6:45 AM	Time Begin	6:45 AM	Time Begin	6:45 AM
Car	933	Car	468	Car	1050	Car	515
SU Truck	119	SU Truck	57	SU Truck	70	SU Truck	31
Container	10	Container	2	Container	23	Container	9
Tractor Tr	180	Tractor Tr	88	Tractor Tr	158	Tractor Tr	75
Total	1242	Total	615	Total	1301	Total	630
Time Begin	7:00 AM	Time Begin	7:00 AM	Time Begin	7:00 AM	Time Begin	7:00 AM
Car	1386	Car	453	Car	1600	Car	550
SU Truck	167	SU Truck	48	SU Truck	109	SU Truck	39
Container	18	Container	8	Container	37	Container	14
Tractor Tr	258	Tractor Tr	78	Tractor Tr	240	Tractor Tr	82
Total	1829	Total	587	Total	1986	Total	685
Time Begin	7:15 AM	Time Begin	7:15 AM	Time Begin	7:15 AM	Time Begin	7:15 AM
Car	1902	Car	516	Car	2237	Car	637
SU Truck	215	SU Truck	48	SU Truck	155	SU Truck	46
Container	30	Container	12	Container	43	Container	6
Tractor Tr	344	Tractor Tr	86	Tractor Tr	324	Tractor Tr	84
Total	2491	Total	662	Total	2759	Total	773
Time Begin	7:30 AM	Time Begin	7:30 AM	Time Begin	7:30 AM	Time Begin	7:30 AM
Car	2462	Car	560	Car	2859	Car	622
SU Truck	275	SU Truck	60	SU Truck	192	SU Truck	37
Container	36	Container	6	Container	53	Container	10
Tractor Tr	396	Tractor Tr	52	Tractor Tr	400	Tractor Tr	76
Total	3169	Total	678	Total	3504	Total	745
Time Begin	7:45 AM	Time Begin	7:45 AM	Time Begin	7:45 AM	Time Begin	7:45 AM
Car	3022	Car	560	Car	3446	Car	587
SU Truck	314	SU Truck	39	SU Truck	230	SU Truck	38
Container	45	Container	9	Container	59	Container	6
Tractor Tr	462	Tractor Tr	66	Tractor Tr	476	Tractor Tr	76
Total	3843	Total	674	Total	4211	Total	707
Time Begin	8:00 AM	Time Begin	8:00 AM	Time Begin	8:00 AM	Time Begin	8:00 AM
Car	3570	Car	548	Car	4098	Car	652
SU Truck	365	SU Truck	51	SU Truck	267	SU Truck	37
Container	55	Container	10	Container	67	Container	8
Tractor Tr	529	Tractor Tr	67	Tractor Tr	565	Tractor Tr	89
Total	4519	Total	676	Total	4997	Total	786
Time Begin	8:15 AM	Time Begin	8:15 AM	Time Begin	8:15 AM	Time Begin	8:15 AM
Car	4083	Car	513	Car	4800	Car	702
SU Truck	410	SU Truck	45	SU Truck	314	SU Truck	47
Container	63	Container	8	Container	71	Container	4
Tractor Tr	589	Tractor Tr	60	Tractor Tr	644	Tractor Tr	79
Total	5145	Total	626	Total	5829	Total	832

2184	2563	0
198	112	0
37	24.34375	0
271	943	0
2690	2285	0

Portways Extension - Model Calibration Counts
Location: NJ Turnpike Western Spur, North of Route 3 - PM Peak

NB (Towards NYC) Cumulative Counts		NB (Towards NYC) 15 Minute Intervals		SB (Towards Route 3) Cumulative Counts		SB (Towards Route 3) 15 Minute Intervals	
Time Begin	4:30 PM	Time Begin	4:30 PM	Time Begin	4:30 PM	Time Begin	4:30 PM
Car	713	Car	713	Car	671	Car	671
SU Truck	31	SU Truck	31	SU Truck	37	SU Truck	37
Container	2	Container	2	Container	10	Container	10
Tractor Tr	31	Tractor Tr	31	Tractor Tr	95	Tractor Tr	95
Total	777	Total	777	Total	813	Total	813
Time Begin	4:45 PM	Time Begin	4:45 PM	Time Begin	4:45 PM	Time Begin	4:45 PM
Car	1374	Car	661	Car	1365	Car	694
SU Truck	64	SU Truck	33	SU Truck	72	SU Truck	35
Container	8	Container	6	Container	15	Container	5
Tractor Tr	60	Tractor Tr	29	Tractor Tr	171	Tractor Tr	76
Total	1506	Total	729	Total	1623	Total	810
Time Begin	5:00 PM	Time Begin	5:00 PM	Time Begin	5:00 PM	Time Begin	5:00 PM
Car	2010	Car	636	Car	1969	Car	604
SU Truck	91	SU Truck	27	SU Truck	96	SU Truck	24
Container	10	Container	2	Container	21	Container	6
Tractor Tr	88	Tractor Tr	28	Tractor Tr	229	Tractor Tr	58
Total	2199	Total	693	Total	2315	Total	692
Time Begin	5:15 PM	Time Begin	5:15 PM	Time Begin	5:15 PM	Time Begin	5:15 PM
Car	2729	Car	719	Car	2613	Car	644
SU Truck	112	SU Truck	21	SU Truck	118	SU Truck	22
Container	14	Container	4	Container	27	Container	6
Tractor Tr	113	Tractor Tr	25	Tractor Tr	293	Tractor Tr	64
Total	2968	Total	769	Total	3051	Total	736
Time Begin	5:30 PM	Time Begin	5:30 PM	Time Begin	5:30 PM	Time Begin	5:30 PM
Car	3421	Car	692	Car	3231	Car	618
SU Truck	135	SU Truck	23	SU Truck	145	SU Truck	27
Container	18	Container	4	Container	31	Container	4
Tractor Tr	134	Tractor Tr	21	Tractor Tr	359	Tractor Tr	66
Total	3708	Total	740	Total	3766	Total	715
Time Begin	5:45 PM	Time Begin	5:45 PM	Time Begin	5:45 PM	Time Begin	5:45 PM
Car	4069	Car	648	Car	3791	Car	560
SU Truck	168	SU Truck	33	SU Truck	168	SU Truck	23
Container	19	Container	1	Container	33	Container	2
Tractor Tr	164	Tractor Tr	30	Tractor Tr	432	Tractor Tr	73
Total	4420	Total	712	Total	4424	Total	658
Time Begin	6:00 PM	Time Begin	6:00 PM	Time Begin	6:00 PM	Time Begin	6:00 PM
Car	4712	Car	643	Car	4387	Car	596
SU Truck	191	SU Truck	23	SU Truck	191	SU Truck	23
Container	23	Container	4	Container	36	Container	3
Tractor Tr	192	Tractor Tr	28	Tractor Tr	516	Tractor Tr	84
Total	5118	Total	698	Total	5130	Total	706
Time Begin	6:15 PM	Time Begin	6:15 PM	Time Begin	6:15 PM	Time Begin	6:15 PM
Car	11432	Car	6720	Car	4978	Car	591
SU Truck	335	SU Truck	144	SU Truck	213	SU Truck	22
Container	57	Container	34	Container	37	Container	1
Tractor Tr	397	Tractor Tr	205	Tractor Tr	593	Tractor Tr	77
Total	12221	Total	7103	Total	5821	Total	691

TRAFFIC COUNT DATA SHEET

LOCATION:	NJ - PULASKI ST @ PORT JERSEY BLVD
DATE:	4/23/2003
WEATHER:	CLOUDY
TECHNICIAN:	LEV & LARISA

SEE INTERSECTION FIGURE

	NB - PORT JERSEY BLVD									SB - PORT JERSEY BLVD									WB									EB - PULASKI STREET																																						
	LEFT (1)			THRU (2)			RIGHT (3)			TOTAL	TOTAL	TOTAL	LEFT (4)			THRU (5)			RIGHT (6)			TOTAL	TOTAL	TOTAL	LEFT			THRU			RIGHT			TOTAL	TOTAL	TOTAL	LEFT (7)			THRU (8)			RIGHT (9)			TOTAL	TOTAL	TOTAL																		
	CAR	TRUCK		CAR	TRUCK		CAR	TRUCK		CAR	TRUCK		CAR	TRUCK		CAR	TRUCK		CAR	TRUCK		CAR	TRUCK		CAR	TRUCK		CAR	TRUCK		CAR	TRUCK		CAR	TRUCK		CAR	TRUCK		CAR	TRUCK		CAR	TRUCK		CAR	TRUCK		CAR	TRUCK		CAR	TRUCK													
8:30 - 7:00	7	3		19	39		15	9		41	51		92	27	12		128	42		160	78		315	132		447	0	0		0	0		0	0		0	0		0	0		0	0		0	0		0	0		0	0		1	1		1	1		7	4		9	6		15
7:00 - 7:30	3	5		16	67		11	35		30	107		137	35	10		153	52		117	62		305	124		429	0	0		0	0		0	0		0	0		0	0		0	0		0	0		0	0		2	3		4	0		20	6		26	9		35			
7:30 - 8:00	10	3		18	49		20	15		48	67		115	25	12		163	47		112	90		300	149		449	0	0		0	0		0	0		0	0		0	0		0	0		0	0		0	0		4	2		1	3		42	8		47	13		60			
8:00 - 8:30	8	6		12	46		9	20		29	72		101	22	19		50	45		114	77		186	141		327	0	0		0	0		0	0		0	0		0	0		0	0		0	0		0	0		1	6		1	1		11	4		13	11		24			
8:30 - 9:00	3	12		10	58		5	25		18	95		113	21	21		30	49		116	52		167	122		289	0	0		0	0		0	0		0	0		0	0		0	0		0	0		0	0		3	6		0	3		11	7		14	16		30			
PERIOD TOTAL	31	29		75	259		60	104		166	392		558	130	74		524	235		619	359		1273	668		1941	0	0		0	0		0	0		0	0		0	0		0	0		0	0		0	0		11	18		7	8		91	29		109	55		164			
11:00 - 11:30	6	4		18	71		21	43		45	118		163	7	13		45	62		61	55		113	130		243	0	0		0	0		0	0		0	0		0	0		0	0		0	0		0	0		3	8		0	3		6	9		9	20		29			
11:30 - 12:00	21	7		78	52		32	41		131	100		231	7	23		31	54		99	66		137	143		280	0	0		0	0		0	0		0	0		0	0		0	0		0	0		0	0		0	6		0	1		7	6		7	13		20			
12:00 - 12:30	10	10		51	47		23	34		84	91		175	6	27		33	58		77	69		116	154		270	0	0		0	0		0	0		0	0		0	0		0	0		0	0		0	0		9	2		3	2		10	9		22	13		35			
12:30 - 13:00	10	5		49	54		18	32		77	91		168	11	25		93	104		53	208		130	338		468	0	0		0	0		0	0		0	0		0	0		0	0		0	0		0	0		3	4		1	2		8	7		12	13		25			
PERIOD TOTAL	47	26		196	224		94	150		337	400		737	31	88		202	226		341	243		574	557		1131	0	0		0	0		0	0		0	0		0	0		0	0		0	0		0	0		15	20		4	8		31	31		50	59		109			
15:00 - 15:30	10	9		100	53		36	33		146	95		241	7	16		17	47		213	66		237	129		366	0	0		0	0		0	0		0	0		0	0		0	0		0	0		0	0		3	2		3	1		5	10		11	13		24			
15:30 - 16:00	4	10		51	55		35	44		90	109		199	12	17		23	31		207	61		242	109		351	0	0		0	0		0	0		0	0		0	0		0	0		0	0		0	0		3	3		2	3		3	6		8	12		20			
16:00 - 16:30	4	9		73	56		46	37		123	102		225	17	28		25	22		248	51		290	101		391	0	0		0	0		0	0		0	0		0	0		0	0		0	0		11	2		4	1		6	6		21	9		30						
16:30 - 17:00	28	2		190	45		136	28		354	75		429	12	19		28	27		338	46		378	92		470	0	0		0	0		0	0		0	0		0	0		0	0		0	0		5	2		6	0		3	3		14	5		19						
17:00 - 17:30	16	2		78	27		59	9		153	38		191	8	7		21	16		367	45		396	68		464	0	0		0	0		0	0		0	0		0	0		0	0		0	0		9	2		6	2		6	9		21	13		34						
17:30 - 18:00	16	2		52	17		21	7		89	26		115	18	18		10	24		522	21		550	63		613	0	0		0	0		0	0		0	0		0	0		0	0		0	0		2	1		3	1		2	1		7	3		10						
PERIOD TOTAL	78	34		544	253		333	158		955	445		1400	74	105		124	167		1895	290		2093	562		2655	0	0		0	0		0	0		0	0		0	0		0	0		0	0		0	0		33	12		24	8		25	35		82	55		137			
TOTAL	156	89		815	736		487	412		1458	1237		2695	235	267		850	628		2855	892		3940	1787		5727	0	0		0	0		0	0		0	0		0	0		0	0		0	0		0	0		59	50		35	24		147	95		241	169		410			
TOTAL	245			1551			899			2695				502			1478			3747			5727				0			0			0			0			0			0			109			59			242			410												

NOTE: CAR INDICATES ANY VEHICLE NOT CLASSIFIED AS A TRUCK

 030011078
 04- 16- 2003
 Route 17
 06: 36: 41

TYPE	CLASS. COUNT		COUNT	
	sb	VOL.	nb	VOL.
CAR	0	0	218	872
VAN	0	0	0	0
TRK	0	0	21	84
CON	0	0	6	24
TTR	0	0	23	92
	0	0	268	1072

06: 51: 41
 jhd

 030011078
 04- 16- 2003
 Route 17
 06: 51: 41

TYPE	CLASS. COUNT		COUNT	
	sb	VOL.	nb	VOL.
CAR	0	0	289	1156
VAN	0	0	0	0
TRK	0	0	27	108
CON	0	0	7	28
TTR	0	0	23	92
	0	0	346	1384

07: 06: 41
 jhd

 030011078
 04- 16- 2003
 Route 17
 07: 06: 41

TYPE	CLASS. COUNT		COUNT	
	sb	VOL.	nb	VOL.
CAR	0	0	300	1200
VAN	0	0	0	0
TRK	0	0	21	84
CON	0	0	3	12
TTR	0	0	25	100
	0	0	349	1396

07: 21: 41
 jhd

 030011078
 04- 16- 2003
 Route 17
 07: 21: 41

TYPE	CLASS. COUNT		COUNT	
	sb	VOL.	nb	VOL.
CAR	0	0	375	1500

VAN	0	0	0	0
TRK	0	0	37	148
CON	0	0	6	24
TTR	0	0	28	112
	0	0	446	1784

07: 36: 41

jhd

 030011078
 04- 16- 2003
 Route 17
 07: 36: 41

		CLASS. COUNT			
		sb		nb	
TYPE	COUNT	VOL.	COUNT	VOL.	
CAR	0	0	400	1600	
VAN	0	0	0	0	
TRK	0	0	28	112	
CON	0	0	5	20	
TTR	0	0	32	128	
	0	0	465	1860	

07: 51: 41

jhd

 030011078
 04- 16- 2003
 Route 17
 07: 51: 41

		CLASS. COUNT			
		sb		nb	
TYPE	COUNT	VOL.	COUNT	VOL.	
CAR	0	0	481	1924	
VAN	0	0	0	0	
TRK	0	0	22	88	
CON	0	0	4	16	
TTR	0	0	22	88	
	0	0	529	2116	

08: 06: 41

jhd

 030011078
 04- 16- 2003
 Route 17
 08: 06: 41

		CLASS. COUNT			
		sb		nb	
TYPE	COUNT	VOL.	COUNT	VOL.	
CAR	0	0	476	1904	
VAN	0	0	0	0	
TRK	0	0	37	148	
CON	0	0	4	16	
TTR	0	0	30	120	
	0	0	547	2188	

08: 21: 41

jhd

 030011078

04-16-2003
Route 17
08:21:41

TYPE	CLASS. COUNT		COUNT	
	sb	VOL.	nb	VOL.
CAR	0	0	500	2000
VAN	0	0	0	0
CON	0	0	4	16
TTR	0	0	36	144
	0	0	570	2280

08:36:41
jhd

 portways
 04- 16- 2003
 nj 17
 06: 42: 25

TYPE	CLASS. COUNT		VOL.	VOL.
	sb	nb		
COUNT	VOL.	COUNT		
CAR	746	0	2984	0
VAN	0	0	0	0
TRK	39	0	156	0
CON	3	0	12	0
TTR	26	0	104	0
	814	0	3256	0

06: 57: 25
 sel

 portways
 04- 16- 2003
 nj 17
 06: 57: 26

TYPE	CLASS. COUNT		VOL.	VOL.
	sb	nb		
COUNT	VOL.	COUNT		
CAR	801	0	3204	0
VAN	0	0	0	0
TRK	36	0	144	0
CON	0	0	0	0
TTR	35	0	140	0
	872	0	3488	0

07: 12: 26
 sel

 portways
 04- 16- 2003
 nj 17
 07: 12: 26

TYPE	CLASS. COUNT		VOL.	VOL.
	sb	nb		
COUNT	VOL.	COUNT		
CAR	966	0	3864	0
VAN	0	0	0	0
TRK	42	0	168	0
CON	2	0	8	0
TTR	37	0	148	0
	1047	0	4188	0

07: 27: 26
 sel

 portways
 04- 16- 2003
 nj 17
 07: 27: 26

TYPE	CLASS. COUNT		VOL.	VOL.
	sb	nb		
COUNT	VOL.	COUNT		
CAR	1065	0	4260	0

NJ17AMSB. CLS

VAN	0	0	0	0
TRK	39	156	0	0
CON	3	12	0	0
TTR	27	108	0	0
	1135	4540	0	0

07: 42: 26

sel

 portways
 04- 16- 2003
 nj 17
 07: 42: 26

		CLASS. COUNT			
		sb		nb	
TYPE	COUNT	VOL.	COUNT	VOL.	
CAR	1268	5072	0	0	
VAN	0	0	0	0	
CON	0	0	0	0	
TTR	32	128	0	0	
	1344	5376	0	0	

07: 57: 26

sel

 portways
 04- 16- 2003
 nj 17
 07: 57: 26

		CLASS. COUNT			
		sb		nb	
TYPE	COUNT	VOL.	COUNT	VOL.	
CAR	1141	4564	0	0	
VAN	0	0	0	0	
CON	2	8	0	0	
TTR	32	128	0	0	
	1213	4852	0	0	

08: 12: 26

sel

 portways
 04- 16- 2003
 nj 17
 08: 12: 26

		CLASS. COUNT			
		sb		nb	
TYPE	COUNT	VOL.	COUNT	VOL.	
CAR	1238	4952	0	0	
VAN	0	0	0	0	
TRK	38	152	0	0	
CON	1	4	0	0	
TTR	23	92	0	0	
	1300	5200	0	0	

08: 27: 26

sel



New Jersey Turnpike Authority

ADMINISTRATION BUILDING P.O. BOX 1121 NEW BRUNSWICK, NEW JERSEY 08903
TELEPHONE (732) 247-0900

JAMES E. MCGREEVEY
GOVERNOR

JOSEPH SIMUNOVICH, *Chairman*
JOSEPH (J.P.) MIELE, *Vice Chairman*
JOHN HIBBS, *Treasurer*
FRANK X. McDERMOTT, *Commissioner*
HARRY L. LARRISON JR., *Commissioner*
JAMES P. FOX, *Commissioner*
MICHAEL LAPOLLA, *Executive Director*

March 7, 2003

Malick & Scherer, P.C.
One Salem Square
295 Route 22
Whitehouse Station, NJ 08889

Attention: Karnette Lindsey

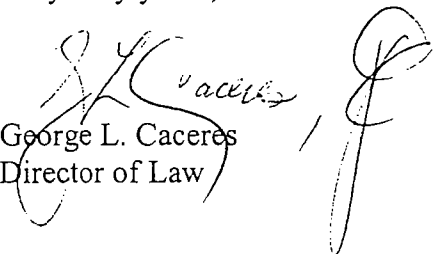
Re: Open Public Records Act
NJDOT Portway Regional Traffic Model

Dear Ms. Karnette:

Enclosed please find the traffic information which you had requested. I am in receipt of your replacement check in the amount of \$150.00.

If you should have any questions, please feel free to contact me.

Very truly yours,


George L. Caceres
Director of Law

GLC/jlr
Enclosure

cc: Diane Scaccetti, Deputy Executive Director

**Daily Traffic Volume , Interchange 14 - Interchange 14A (NBHC Extension)
Typical week in 2002**

Int. 14-14A Traffic Volume (Westbound)

Day & Date	Class 1	Class 2	Class 3	Class 4	Class 5	Class 6	Buses	Total
Sat. 10/5/02	41,000	350	182	57	298	7	269	42,163
Sun. 10/6/02	34,971	204	122	67	322	3	204	35,893
Mon. 10/7/02	36,322	1,040	589	296	1,994	47	182	40,470
Tue. 10/8/02	36,819	1,018	630	238	1,952	31	201	40,889
Wed. 10/9/02	37,027	987	650	266	1,958	42	204	41,134
Thu. 10/10/02	38,469	1,042	646	273	2,000	29	200	42,659
Fri. 10/11/02	39,315	1,018	486	218	1,650	20	237	42,944

Int. 14-14A Traffic Volume (Eastbound)

Day & Date	Class 1	Class 2	Class 3	Class 4	Class 5	Class 6	Buses	Total
Sat. 10/5/02	42,013	434	208	41	309	8	163	43,176
Sun. 10/6/02	39,756	325	154	72	403	7	152	40,869
Mon. 10/7/02	40,170	1,368	665	334	2,029	52	186	44,804
Tue. 10/8/02	40,776	1,324	623	372	1,940	30	175	45,240
Wed. 10/9/02	41,695	1,352	651	382	2,041	35	227	46,383
Thu. 10/10/02	42,921	1,340	612	385	2,017	47	240	47,562
Fri. 10/11/02	42,932	1,188	466	292	1,587	45	260	46,770

**Daily Traffic Volume , Interchange 14 - Interchange 15E (Easterly Roadway)
Typical week in 2002**

Int. 14-15E Traffic Volume (Northbound)

Day & Date	Class 1	Class 2	Class 3	Class 4	Class 5	Class 6	Buses	Total
Sat. 10/5/02	42,301	649	305	165	1,018	11	1,185	45,634
Sun. 10/6/02	43,066	535	265	180	1,525	12	1,056	46,639
Mon. 10/7/02	43,381	2,182	1,147	997	4,591	57	1,468	53,823
Tue. 10/8/02	45,530	2,384	1,105	1,010	4,708	47	1,450	56,234
Wed. 10/9/02	45,360	2,310	1,073	1,035	4,665	73	1,574	56,090
Thu. 10/10/02	45,158	2,280	977	994	4,622	49	1,432	55,512
Fri. 10/11/02	47,481	2,115	932	919	3,999	48	1,502	56,996

Int. 14-15E Traffic Volume (Southbound)

Day & Date	Class 1	Class 2	Class 3	Class 4	Class 5	Class 6	Buses	Total
Sat. 10/5/02	44,520	719	316	220	1,404	30	730	47,939
Sun. 10/6/02	44,850	490	242	219	1,352	13	640	47,806
Mon. 10/7/02	50,936	2,474	1,046	1,126	5,456	68	1,475	62,581
Tue. 10/8/02	53,236	2,549	1,036	1,091	5,342	56	1,508	64,818
Wed. 10/9/02	54,837	2,765	1,038	1,183	5,419	86	1,600	66,928
Thu. 10/10/02	56,566	2,646	971	1,044	5,303	91	1,539	68,160
Fri. 10/11/02	57,425	2,462	920	973	4,782	71	1,603	68,236

**Daily Traffic Volume , Interchange 15E - JE (Easterly Roadway over the Passaic River)
Typical week in 2002**

Int. 15E-JE Traffic Volume (Northbound)

Day & Date	Class 1	Class 2	Class 3	Class 4	Class 5	Class 6	Buses	Total
Sat. 10/5/02	43,370	670	316	161	1,006	12	1,216	46,751
Sun. 10/6/02	42,907	567	306	188	1,579	9	1,081	46,637
Mon. 10/7/02	42,002	2,144	1,039	956	4,264	46	1,495	51,946
Tue. 10/8/02	44,001	2,325	1,077	974	4,398	44	1,488	54,307
Wed. 10/9/02	43,853	2,238	1,047	1,002	4,348	66	1,615	54,169
Thu. 10/10/02	43,844	2,194	968	942	4,199	37	1,475	53,659
Fri. 10/11/02	45,924	1,996	846	875	3,609	46	1,542	54,838

Int. 15E-JE Traffic Volume (Southbound)

Day & Date	Class 1	Class 2	Class 3	Class 4	Class 5	Class 6	Buses	Total
Sat. 10/5/02	43,022	712	341	220	1,415	32	759	46,501
Sun. 10/6/02	44,198	476	279	228	1,409	13	665	47,268
Mon. 10/7/02	50,054	2,512	1,114	1,089	5,239	65	1,545	61,618
Tue. 10/8/02	52,375	2,548	1,054	1,062	5,133	58	1,565	63,795
Wed. 10/9/02	53,893	2,791	1,085	1,177	5,318	81	1,683	66,028
Thu. 10/10/02	55,665	2,639	979	1,023	5,197	79	1,603	67,185
Fri. 10/11/02	57,425	2,462	920	973	4,782	71	1,603	68,236

JE - Junction on the Easterly Roadway. The node where Int. 15W ramps to and from the north connect with the Easterly Roadway

**Daily Traffic Volume , Interchange JW - 15W (Westerly Roadway over the Passaic River)
Typical week in 2002**

Int. JW-15W Traffic Volume (Northbound)

Day & Date	Class 1	Class 2	Class 3	Class 4	Class 5	Class 6	Buses	Total
Sat. 10/5/02	56,811	1,159	634	411	1,961	22	228	61,226
Sun. 10/6/02	59,291	863	399	402	2,875	31	160	64,021
Mon. 10/7/02	54,332	3,359	1,428	1,195	6,943	114	137	67,508
Tue. 10/8/02	56,664	3,533	1,478	1,325	7,173	103	136	70,412
Wed. 10/9/02	58,671	3,750	1,551	1,307	7,250	121	123	72,773
Thu. 10/10/02	60,215	3,633	1,481	1,363	7,133	119	141	74,085
Fri. 10/11/02	64,516	3,101	1,221	1,129	5,269	94	145	75,475






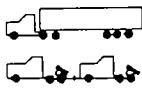


Int. JW-15W Traffic Volume (Southbound)

Day & Date	Class 1	Class 2	Class 3	Class 4	Class 5	Class 6	Buses	Total
Sat. 10/5/02	60,164	1,353	634	378	2,155	19	457	65,160
Sun. 10/6/02	58,719	726	341	275	1,851	31	288	62,231
Mon. 10/7/02	53,193	3,514	1,308	1,090	7,284	104	153	66,646
Tue. 10/8/02	55,150	3,743	1,375	1,189	7,571	116	156	69,300
Wed. 10/9/02	55,449	3,736	1,457	1,206	7,353	156	157	69,514
Thu. 10/10/02	56,353	3,657	1,317	1,172	6,979	132	143	69,753
Fri. 10/11/02	60,852	3,192	1,168	1,030	5,904	102	264	72,512

JW - Junction on the Westerly Roadway. The node where Int. 15E ramps to and from the north connect with the Westerly Roadway

NEW JERSEY TURNPIKE
Map and Toll Schedule
(EFFECTIVE JANUARY 1, 2003)

- Don't lose your toll ticket. Failure to turn it in on exit will result in payment of toll from most distant point of entry.
- Determine the amount of your toll by referring to the point of exit on your toll ticket.
- Avoid delay by having the exact toll ready at exit.
- DRIVE SAFELY AT ALL TIMES

NEW JERSEY TURNPIKE AUTHORITY CLASSIFICATION OF REVENUE VEHICLES		
TICKET CLASS	ONLY THE AXLES IN CONTACT WITH THE TREADLE ARE COUNTED TO MAKE THE PROPER VEHICLE CLASSIFICATION TYPE OF VEHICLES	NUMBER OF AXLES
1	- PASSENGER CAR - LIGHT TRUCK - TAXIS & HEARSEs - MOTORCYCLES	 2
2	- TWO-AXLE DUAL-TIRE VEHICLE - TWO-AXLE TRACTOR, WIDE TIRE	 2
3	- PASSENGER CAR WITH TRAILER - TWO-AXLE SINGLE TIRE TRUCK WITH TRAILER - TWO LIGHT TRUCKS PIGGYBACK - DUAL-AXLE TRACTOR WITHOUT TRAILER - THREE-AXLE SINGLE UNIT TRUCK - THREE-AXLE SEMI-TRAILER COMBINATION - TWO-AXLE DUAL-TIRE TRUCK WITH SINGLE AXLE TRAILER	 3
4	- ANY DUAL-TIRE TRUCK & TRAILER WITH FOUR-AXLES & SINGLE UNIT TRUCKS WITH FOUR-AXLES - PASSENGER CAR WITH TWO-AXLE TRAILER - TWO CARS TANDEM	 4
5	- ANY TRUCK & TRAILER WITH FIVE-AXLES	 5
6	- TRACTOR-TRAILER WITH SIX OR MORE AXLES - THREE-AXLE TRACTORS-TANDEM - VEHICLES WITH MORE THAN SIX AXLES MUST BE AXLE VARIATED FOR THE PROPER NUMBER OF AXLES	 6
B-2	TWO-AXLE BUS	 2
B-3	THREE-AXLE BUS	 3



NEW JERSEY DEPARTMENT OF TRANSPORTATION
Mail Transmittal

To:

Name: Colleen Connolly

Department, Division or Office: _____

Street Address, Building, or Station: _____

Telephone: 908-534-0507

From:

Name: MATT SCHIARITI

Department, Division or Office: _____

Street Address, Building, or Station: _____

Telephone: 609-530-4826

Comments / Special Instructions:

WE DIDN'T HAVE ANYTHING ON 149
IN THAT AREA THAT WAS CLOSE OR
RECENT ENOUGH TRY CALLING THE
COUNTY ENGINEER'S OFFICE. TRANSIT IS UP
THAT WAY TO, MAYBE THEY WILL HAVE
SOME INFO FOR YOU AS WELL. SORRY

REFERENCE# 09/10/98
 COUNTY ESSEX
 MUNICIPALITY NEWARK
 LOCATION DET US 149222 INTOUCH & BROAD ST
 MILEPOST .35 DIRECTION NORTH PATTERN NO. 2

NEW JERSEY DEPARTMENT OF TRANSPORTATION
 CONTROL STATION HOURLY VOLUME REPORT
 YEAR 1998
 STATION ID 3-9-817
 ROUTE NO 21
 SUPERVISOR INFRAATCH

HCUR	MON. 4/13	TUES. 4/14	WED. 4/15
24-01	440	456	
01-02	252	249	
02-03	221	233	
03-04	230	234	
04-05	363	310	
05-06	912	904	
06-07	2339	2234	
07-08	3123	3043	
08-09	2973	2963	
09-10	2132	2155	
10-11	1796	1798	
11-12	1730	1747	
12-13	1869	1767	
13-14	1819	1877	
14-15	2054	1963	
15-16	2329	2282	
16-17	2517	2537	
17-18	2378	2518	
18-19	1794	1830	
19-20	1494	1583	
20-21	1181	1115	
21-22	1100	1058	
22-23	946	965	
23-24	720	728	
TOTAL	36734		
10-6PM	16470		
WEATHER	(C)	(C)	(C)
AAVT	33010		

AAVT CALCULATED FOR 1 DIRECTION(S) - NO CORRECTION APPLIED

B ESTIMATED
 V VISIT
 C CLEAR
 4 24HR COMPOSITE TOTAL

DIVISION OF DATA BASE GENERATION
 BUREAU OF DATA RESOURCES
 IN CO-OPERATION WITH
 U. S. DEPARTMENT OF TRANSPORTATION
 FEDERAL HIGHWAY ADMINISTRATION

S SNOW
 I ICE
 R RAIN
 F FOG

PCSRMCH-2 03/14/98
 MACHINE NO. ADR59
 COUNTY ESSEX
 STREET

NEW JERSEY DEPARTMENT OF TRANSPORTATION
 CONTROL STATION HOURLY VOLUME REPORT
 MUNICIPALITY NEWARK
 LOCATION BET US 149&22 INTCHNG & ROAD ST
 DIRECTION SOUTH EASTERN NO. 2
 MILEPOST .15

PAGE 135
 YEAR 1998
 STATION ID 3-9-817
 ROUTE NJ 21
 SUPERVISOR INFRATECH

MON.
 4 / 13

DATE	ADT
24-01	474
01-02	301
02-03	272
03-04	270
04-05	430
05-06	1031
06-07	2110
07-08	2810
08-09	2670
09-10	2124
10-11	1837
11-12	1955
12-13	1796
13-14	2058
14-15	2102
15-16	2414
16-17	2925
17-18	3048
18-19	2686
19-20	1999
20-21	1625
21-22	1374
22-23	1158
23-24	909

TOTAL 40378
 10-6PM 18135
 WEATHER (C)
 ADT 16290

ADT CALCULATED FOR 1 DIRECTION(S) - AXLE CORRECTION APPLIED

DIVISION OF DATA BASE GENERATION
 BUREAU OF DATA RESOURCES
 IN CO-OPERATION WITH
 U. S. DEPARTMENT OF TRANSPORTATION
 FEDERAL HIGHWAY ADMINISTRATION

S SNOW
 I ICE
 R RAIN
 P FOG

B ESTIMATED
 V VISIT
 C CLEAR
 E 24HR COMPOSITE TOTAL

New Jersey Department of Transportation
Bureau of Transportation Data Development
Roadway Systems Section

DAILY WEEKDAY (MONDAY THRU FRIDAY ONLY) AVERAGE BY VEHICLE CLASSIFICATION (FHWA 13 CLASSIFICATION SCHEME)

LOCATION: US-1 (NB/SB), MP 18.0, South Brunswick, Middlesex CO.
LOCATION: US-9 (SB/NB), MP 111.8, Freehold Twp., Monmouth Co.
LOCATION: NJ-15 (NB/SB), MP 7.1, Jefferson Twp., Morris Co.
LOCATION: NJ-17 (SB ONLY), MP 25.5, Mahawah Twp., Bergen Co.
LOCATION: NJ-18 (NB/SB), MP 26.6, Marlboro Township, Monmouth Co.
LOCATION: US-22 (EB/WB), MP 26.6, Readington Twp., Hunterdon Co.
LOCATION: US-22 (EB/WB), MP 32.3, Bridgewater Twp., Somerset County
LOCATION: NJ-23 (NB/SB), MP 23.8, West Milford, Passaic Co.
LOCATION: NJ-31 (NB/SB), MP 13.0, East Amwell Twp., Hunterdon Co.
LOCATION: NJ-31(SB), MP 30.1, Clinton Twp., Hunterdon Co.
LOCATION: NJ-31 (NB/SB), MP 40.4, Washington Twp., Warren Co.
LOCATION: NJ-33 (EB/WB), MP 23.5, Manalapan Twp., Monmouth Co.
LOCATION: NJ-34 (NB/SB), MP 0.60, Wall Township, Ocean County
LOCATION: NJ-34 (NB/SB), MP 5.7, Wall Township, Monmouth County
LOCATION: US-40 (EB/WB), MP 3.0, Carneys Point, Salem Co.
LOCATION: US-40 (EB/WB), MP 28.4, Franklin Twp., Gloucester Co.
LOCATION: US-46, MP 25.2, Mount Olive, Morris County
LOCATION: NJ-55 (NB/SB), Vineland Twp., Cumberland Co.
LOCATION: NJ-55 (NB/SB), Deptford Twp., Gloucester Co.
LOCATION: NJ-68 (NB/SB), MP 3.0, Springfield Twp., Burlington Co.
LOCATION: NJ-72 (EB/WB), MP 2.1, Woodland Twp., Burlington Co.
LOCATION: I-78 (EB/WB), MP 14.5, Union Twp., Hunterdon Co.
LOCATION: I-78 (WB), MP 34.5, Bernards Twp., Somerset Co.
LOCATION: I-80 (EB/WB), MP 8.5, Knowlton Twp., Warren Co.
LOCATION: I-80 (EB/WB), MP 32.4, Roxbury Twp., Morris Co.
LOCATION: I-80 (EB/WB), MP 38.1, Denville Twp., Morris Co.
LOCATION: I-80 , MP 66.2, South Hackensack, Bergen Co.
LOCATION: I-95 (SB), MP 2.1, Ewing Twp., Mercer Co.
LOCATION: US-130 (NB/SB), MP 3.4, Penns Grove Borough, Salem Co.
LOCATION: US-130 (NB), MP 57.0, Bordentown Twp., Burlington Co.
LOCATION: US-130 (NB/SB), MP 71.0, Cranbury Twp., Middlesex co.
LOCATION: NJ-168 (NB/SB), MP 1.3, Gloucester Twp., Camden Co.
LOCATION: NJ-169 (NB/SB), MP 3.5, Bayonne Twp., Hudson Co.
LOCATION: I-195 (WB only), MP 4.0, Hamilton Twp., Mercer County
LOCATION: I-195 (EB/WB), MP 9.5, Upper Freehold Twp., Monmouth Co.
LOCATION: US-202 (NB/SB), MP 3.5, West Amwell Twp., Hunterdon Co.
LOCATION: US-206 (NB/SB), MP 22.0, Southampton, Burlington Co.
LOCATION: I-280 (WB), MP 5.1, Roseland Borough, Essex Co.
LOCATION: I-287 (NB), MP 31.7, Harding Twp., Morris Co.
LOCATION: I-287 (NB/SB), MP 61.7, FRANKLIN LAKES BOROUGH, BERGEN CO.
LOCATION: I-295 (NB/SB), MP 2.9, Carneys Point, Salem Co.
LOCATION: I-295 (NB/SB), MP 35.7, Cherry Hill Township, Camden Co.
LOCATION: I-295 (NB/SB), MP 39.6, Mount Laurel Twp., Burlington Co.
LOCATION: US-322 (EB/WB), MP 27.5, Monroe Twp., Gloucester Co.
LOCATION: I-700 (NB) New Jersey Turnpike, MP 0.3, Carneys Point, Salem Co.
LOCATION: CO-539 (NB/SB), MP 29.3, Plumstead Twp., Ocean County
LOCATION: CO-551 (NB/SB), MP 6.8, Carneys Point, Salem Co.
LOCATION: CO-653 (NB), MP 2.6, Secaucus, Hudson Co.
LOCATION: NJ-18 (NB/SB), MP 16.0, Colts Neck Township, Monmouth Co.
LOCATION: US-40/322, MP 61.5, Egg Harbor Township, Atlantic County
LOCATION: NJ-52 (NB/SB), MP 1.6, Ocean City, Cape May County
LOCATION: NJ-68 (NB/SB), MP 7.0, Mansfield Township, Burlington County
LOCATION: NJ-73 (NB/SB), MP 11.9, Winslow Township, Camden County

New Jersey Department of Transportation
Bureau of Transportation Data Development
Roadway Systems Section

DAILY WEEKDAY (MONDAY THRU FRIDAY ONLY) AVERAGE BY VEHICLE CLASSIFICATION (FHWA 13 CLASSIFICATION SCHEME)

LOCATION: US-1 (NB/SB), MP 18.0, South Brunswick, Middlesex CO.
F.C.= 14 3819.1555 #DIV/0! 599.022 #DIV/0!

MONTH	DIR	Unclass	Motor-cycle	Auto	2-Axle 4-Tire	Bus	2-Axle 6-Tire	3-Axle 1-Unit	4-Axle 1-Unit	<=4-Axle 1-Trailer	5-Axle 1-Trailer	>=6-Axle 1-Trailer	<=4-Axle 2-Trailer	6-Axle 2-Trailer	>=7-Axle 2-Trailer	MONTHLY ADT	
		0	1	2	3	4	5	6	7	8	9	10	11	12	13	NB	SB
JAN 2002	NB	88	-	22,335	3,795	48	595	232	12	106	854	9	3	-	-	28,077	28,077
	SB																
FEB 2002	NB	116	-	22,362	3,780	47	552	201	10	101	780	8	3	-	-	27,960	27,960
	SB																
MAR 2002	NB	74	-	22,468	3,819	69	599	190	16	119	884	10	4	1	-	28,253	28,253
	SB																
APR 2002	NB	78	-	22,293	4,047	67	619	205	51	134	888	15	5	-	1	28,403	28,403
	SB																
MAY 2002	NB	68	-	22,220	4,037	67	586	199	70	131	826	12	5	-	-	28,221	28,221
	SB																
JUN 2002	NB	63	-	22,003	4,035	70	608	198	67	133	854	8	5	-	-	28,044	28,044
	SB																
JUL 2002	NB	60	-	20,553	3,886	53	682	180	27	115	791	10	4	-	-	26,361	26,361
	SB																
AUG 2002	NB	56	-	20,906	3,969	54	731	206	36	125	791	10	3	-	-	26,887	26,887
	SB																
SEP 2002	NB	74	-	21,216	4,285	71	748	197	44	131	853	10	6	1	-	27,636	27,636
	SB																
OCT 2002	NB	50	-	20,571	4,463	67	745	176	37	111	798	8	5	1	1	27,033	27,033
	SB																
NOV 2002	NB																-
	SB																
DEC 2002	NB																
	SB																
AVERAGE	NB	73	0	21,693	4,012	61	647	198	37	121	832	10	4	0	0	27,688	27,688
	SB																
TOTAL (NB+SB)																	
% DAILY	NB	0.3%	0.0%	78.3%	14.5%	0.2%	2.3%	0.7%	0.1%	0.4%	3.0%	0.0%	0.0%	0.0%	0.0%	100.0%	
	SB																
% TOTAL																	
No data available																	
PRIOR YEARS SUMMARY DATA (AVERAGE AADT)																	
2002	NB	120	0	21,660	3,666	47	575	181	13	91	753	10	3	1	0	27,120	27,120
	SB								No data available								
2000	NB	98	0	21,331	3,556	41	765	176	12	93	726	10	5	1	0	26,814	52,859
	SB	186	0	20,432	3,395	40	781	125	17	95	961	8	4	1	0	26,045	
1999	NB	159	0	21,036	3,504	40	793	132	11	96	656	8	5	1	0	26,441	52,831
	SB	185	0	20,960	3,285	32	792	129	11	92	889	9	5	1	0	26,390	

New Jersey Department of Transportation
Bureau of Transportation Data Development
Roadway Systems Section

DAILY WEEKDAY (MONDAY THRU FRIDAY ONLY) AVERAGE BY VEHICLE CLASSIFICATION (FHWA 13 CLASSIFICATION SCHEME)

LOCATION: US-9 (SB/NB), MP 111.8, Freehold Twp., Monmouth Co.
F.C.= 14 4381.7135 4363.584 884.165 992.146

MONTH	DIR	Unclass	Motor-cycle	Auto	2-Axle 4-Tire	Bus	2-Axle 6-Tire	3-Axle 1-Unit	4-Axle 1-Unit	<=4-Axle 1-Trailer	5-Axle 1-Trailer	>=6-Axle 1-Trailer	<=4-Axle 2-Trailer	6-Axle 2-Trailer	>=7-Axle 2-Trailer	MONTHLY ADT	
		0	1	2	3	4	5	6	7	8	9	10	11	12	13	NB	COMBINE
JAN 2002	NB	60	-	22,019	4,302	374	868	86	7	77	214	3	2	-	-	28,012	55,700
	SB															27,688	
FEB 2002	NB	73	-	22,422	4,380	362	883	99	14	69	214	3	2	-	-	28,521	56,832
	SB															28,311	
MAR 2002	NB	60	-	22,325	4,381	369	948	104	9	86	241	4	2	-	-	28,529	56,866
	SB															28,337	
APR 2002	NB	76	-	22,393	4,661	374	932	113	19	100	253	5	2	-	-	28,928	57,598
	SB															28,670	
MAY 2002	NB	54	-	23,049	5,024	369	993	113	19	102	252	4	3	-	-	29,982	59,585
	SB															29,603	
JUN 2002	NB	53	-	22,552	4,975	318	999	141	18	107	243	2	4	-	-	29,412	58,289
	SB															28,877	
JUL 2002	NB	52	-	23,198	5,375	260	1,018	180	22	92	242	5	4	1	-	30,449	60,754
	SB															30,305	
AUG 2002	NB	66	-	22,412	5,180	231	917	176	25	75	256	6	2	-	-	29,346	58,692
	SB															29,346	
SEP 2002	NB	56	-	21,679	4,301	220	836	153	15	77	206	40	2	-	-	27,585	55,170
	SB															27,585	
OCT 2002	NB	56	-	21,420	5,206	214	880	210	17	72	229	4	3	-	-	28,311	56,627
	SB															28,316	
NOV 2002	NB	46	-	21,556	5,317	109	763	179	17	54	188	5	2	-	-	28,236	56,472
	SB															28,236	
DEC 2002	NB																
	SB																
AVERAGE	NB	59	0	22,275	4,827	291	912	141	17	83	231	7	3	0	0	28,846	57,508
	SB															28,661	
TOTAL (NB+SB)																57,508	
% DAILY	NB	0.2%	0.0%	77.2%	16.7%	1.0%	3.2%	0.5%	0.1%	0.3%	0.8%	0.0%	0.0%	0.0%	0.0%	100.0%	
	SB																
% TOTAL																	
No data available																	
PRIOR YEARS SUMMARY DATA (AVERAGE AADT)																	
2002	NB	97	0	21,949	4,257	210	859	87	12	62	179	3	2	0	0	27,717	55,193
	SB	122	0	21,608	4,231	195	962	96	9	70	177	3	3	0	0	27,476	
2000	NB	136	0	20,024	5,051	158	1,381	148	15	71	204	4	2	1	0	27,195	54,833
	SB	165	0	20,909	4,938	156	1,029	159	9	74	191	4	3	1	0	27,638	
1999	NB	116	0	20,391	4,561	143	868	136	13	65	188	3	3	1	0	26,488	54,473
	SB	154	0	21,116	5,155	146	1,004	151	8	66	179	3	3	0	0	27,985	
1998	NB	180	0	20,291	4,209	146	950	144	13	70	203	4	4	0	0	26,214	54,311
	SB	152	0	21,274	4,896	136	1,234	141	9	62	184	5	4	0	0	28,097	
1997	NB	116	0	21,246	4,142	144	926	136	7	67	191	3	2	0	0	26,980	53,568
	SB	106	0	20,597	4,484	149	849	139	6	70	182	4	2	0	0	26,588	

New Jersey Department of Transportation
Bureau of Transportation Data Development
Roadway Systems Section

DAILY WEEKDAY (MONDAY THRU FRIDAY ONLY) AVERAGE BY VEHICLE CLASSIFICATION (FHWA 13 CLASSIFICATION SCHEME)

LOCATION:
F.C. = 12

NJ-15 (NB/SB), MP 7.1, Jefferson Twp., Morris Co.

3807.282 0 670.419 0

MONTH	DIR	Unclass	Motor-cycle	Auto	2-Axle 4-Tire	Bus	2-Axle 6-Tire	3-Axle 1-Unit	4-Axle 1-Unit	<=4-Axle 1-Trailer	5-Axle 1-Trailer	>=6-Axle 1-Trailer	<=4-Axle 2-Trailer	6-Axle 2-Trailer	>=7-Axle 2-Trailer	MONTHLY ADT	
		0	1	2	3	4	5	6	7	8	9	10	11	12	13	NB	SB
JAN 2002	NB	65	-	15,152	4,357	55	591	127	16	35	178	4	-	-	-	20,580	43,307
	SB															22,727	
FEB 2002	NB	92	-	15,289	4,398	65	623	124	4	37	199	2	-	-	-	20,833	43,698
	SB															22,865	
MAR 2002	NB	91	-	15,320	4,428	78	654	125	6	48	264	3	-	-	-	21,017	44,486
	SB															23,469	
APR 2002	NB	90	-	15,458	4,557	90	618	146	16	50	272	3	-	-	-	21,300	45,529
	SB															24,229	
MAY 2002	NB	95	-	15,818	4,684	98	633	139	30	52	259	3	-	-	-	21,811	46,480
	SB															24,669	
JUN 2002	NB	95	-	17,097	4,807	102	677	162	84	58	251	3	-	-	-	23,336	49,383
	SB															26,047	
JUL 2002	NB	69	-	16,777	4,377	96	657	161	27	50	230	4	-	-	-	22,448	47,627
	SB															25,179	
AUG 2002	NB	84	-	16,896	4,538	93	669	155	22	54	248	4	-	-	-	22,763	48,459
	SB															25,696	
SEP 2002	NB	100	-	16,081	4,159	82	656	151	15	45	234	5	-	-	-	21,528	45,577
	SB															24,049	
OCT 2002	NB	122	-	16,065	4,394	75	664	134	17	40	215	7	-	-	-	21,733	45,655
	SB															23,922	
NOV 2002	NB																
	SB																
DEC 2002	NB																
	SB																
AVERAGE	NB	90	0	15,995	4,470	83	644	142	24	47	235	4	0	0	0	21,735	46,020
	SB															24,285	
TOTAL (NB+SB)																	
% DAILY	NB	0.4%	0.0%	73.6%	20.6%	0.4%	3.0%	0.7%	0.1%	0.2%	1.1%	0.0%	0.0%	0.0%	0.0%	100.0%	
	SB																
% TOTAL																	
No data available																	
PRIOR YEARS SUMMARY DATA (AVERAGE AADT)																	
2002	NB	104	0	15,226	3,171	34	558	107	19	33	179	3	0	0	0	19,435	42,083
	SB															22,648	
2000	NB	117		14,877	3,222	31	601	106	10	33	178	3	0	0	0	19,061	40,134
	SB															21,073	
1999	NB	138	0	14,858	3,899	18	560	84	10	44	97	1	1	0	0	19,710	40,518
	SB	187	0	16,379	3,467	19	501	85	28	23	116	3	0	0	0	20,808	
1998	NB	107	0	14,110	3,849	20	622	89	9	49	101	1	0	0	0	18,957	39,503
	SB	131	0	15,662	3,765	24	686	74	56	32	107	9	0	0	0	20,546	
1997	NB	126	0	13,738	3,504	23	696	80	8	39	108	1	0	0	0	18,323	38,461
	SB	109	0	15,752	3,441	15	482	142	26	23	145	3	0	0	0	20,138	
1996	NB	121	0	14,215	3,095	21	423	97	3	39	152	3	5	1	0	18,175	37,350
	SB															19,175	
1995	NB	163	0	13,998	3,085	19	412	89	2	35	156	3	4	1	0	17,967	35,953
	SB	194	0	14,215	2,921	25	362	84	8	36	135	3	1	1	1	17,986	
1994	NB	107	0	13,240	2,909	25	322	75	1	33	153	3	3	0	0	16,871	35,669
	SB	149		14,632	3,168	26	498	83	8	32	186	10	5	1	0	18,798	
1993	NB	103		14,288	2,596	20	324	82	2	29	172	4	0	0	0	17,620	36,774
	SB	142		15,326	2,980	22	374	78	5	30	184	12	1	0	0	19,154	

New Jersey Department of Transportation
Bureau of Transportation Data Development
Roadway Systems Section

DAILY WEEKDAY (MONDAY THRU FRIDAY ONLY) AVERAGE BY VEHICLE CLASSIFICATION (FHWA 13 CLASSIFICATION SCHEME)

LOCATION: NJ-17 (SB ONLY), MP 25.5, Mahawah Twp., Bergen Co.
F.C.=14

MONTH	DIR	Unclass	Motor-cycle	Auto	2-Axle 4-Tire	Bus	2-Axle 6-Tire	3-Axle 1-Unit	4-Axle 1-Unit	<=4-Axle 1-Trailer	5-Axle 1-Trailer	>=6-Axle 1-Trailer	<=6-Axle 2-Trailer	6-Axle 2-Trailer	>=7-Axle 2-Trailer	MONTHLY ADT	
		0	1	2	3	4	5	6	7	8	9	10	11	12	13	NB	COMBINE
No new data available																	
PRIOR YEARS SUMMARY DATA (AVERAGE AADT)																	
1998	NB	No data available															
	SB	137	0	24,137	5,207	223	1,141	242	22	252	1,342	21	40	4	0	32,768	32,768
1997	NB	No data available															
	SB	161	0	22,658	4,900	181	1,049	209	39	248	1,255	39	39	3	1	30,782	30,782
1996	NB	No data available															
	SB	185	0	21,811	4,159	168	931	195	58	217	1,142	74	39	4	0	28,983	28,983
1995	NB	No data available															
	SB	163		18,480	3,440	175	878	216	14	249	1,198	35	49	7	1	24,905	24,905

New Jersey Department of Transportation
Bureau of Transportation Data Development
Roadway Systems Section

DAILY WEEKDAY (MONDAY THRU FRIDAY ONLY) AVERAGE BY VEHICLE CLASSIFICATION (FHWA 13 CLASSIFICATION SCHEME)

LOCATION:
F.C. = 12

NJ-18 (NB/SB), MP 26.6, Marlboro Township, Monmouth Co.

4169.9892 4410.931 1037.99 790.368

MONTH	DIR	Unclass	Motor-cycle	Auto	2-Axle 4-Tire	Bus	2-Axle 6-Tire	3-Axle 1-Unit	4-Axle 1-Unit	<=4-Axle 1-Trailer	5-Axle 1-Trailer	>=6-Axle 1-Trailer	<=4-Axle 2-Trailer	6-Axle 2-Trailer	>=7-Axle 2-Trailer	MONTHLY ADT	
		0	1	2	3	4	5	6	7	8	9	10	11	12	13	NB	SB
JAN 2002	NB	133	-	15,257	3,597	231	895	253	67	191	688	13	6	1	-	21,332	44,457
	SB	126	-	16,618	3,899	222	970	265	97	178	728	17	4	1	-	23,125	
FEB 2002	NB	84	-	14,819	4,082	290	951	280	106	190	683	15	7	1	-	21,508	44,626
	SB	131	-	16,015	4,420	235	999	297	123	166	710	18	4	-	-	23,118	
MAR 2002	NB	110	-	15,314	3,655	284	908	301	102	201	774	17	9	1	-	21,676	42,298
	SB	126	-	14,039	3,872	254	891	265	166	176	807	21	5	-	-	20,622	
APR 2002	NB	95	-	15,222	4,572	311	891	343	175	217	820	23	9	-	-	22,678	47,157
	SB	92	-	16,670	4,759	275	1,041	372	174	190	875	25	6	-	-	24,479	
MAY 2002	NB	93	-	15,427	4,955	326	993	321	176	221	876	24	9	-	-	23,421	48,753
	SB	89	-	17,173	5,030	291	1,056	365	159	192	947	23	7	-	-	25,332	
JUN 2002	NB	91	-	16,413	5,037	349	1,038	326	208	239	985	32	8	1	1	24,728	51,227
	SB	92	-	18,144	5,095	289	1,096	376	155	207	1,009	29	7	-	-	26,499	
JUL 2002	NB	81	-	15,967	5,079	305	1,018	326	190	216	879	20	10	-	-	24,091	50,568
	SB	96	-	17,906	5,474	269	1,045	384	158	188	932	20	5	-	-	26,477	
AUG 2002	NB	112	-	15,613	5,375	307	1,100	356	190	223	921	28	11	-	-	24,236	50,783
	SB	113	-	17,653	5,616	267	1,094	355	236	200	979	28	6	-	-	26,547	
SEP 2002	NB	124	-	15,238	4,968	261	981	351	218	213	834	28	10	1	-	23,227	48,438
	SB	114	-	16,881	5,195	254	1,065	409	174	195	890	26	6	1	1	25,211	
OCT 2002	NB	139	-	14,945	4,872	256	1,124	335	174	216	832	23	9	-	-	22,925	47,951
	SB	113	-	16,660	5,257	274	1,092	331	181	200	888	24	4	1	1	25,026	
NOV 2002	NB	117	-	14,810	4,610	264	1,057	302	156	207	785	20	9	1	-	22,338	46,864
	SB	105	-	16,464	5,099	259	1,057	301	188	191	833	23	6	-	-	24,526	
DEC 2002	NB																
	SB																
AVERAGE	NB	107	0	15,366	4,618	289	996	318	160	212	825	22	9	1	0	22,924	47,557
	SB	109	0	16,748	4,883	263	1,037	338	165	189	873	23	5	0	0	24,633	
TOTAL (NB+SB)																47,557	
% DAILY	NB	0.5%	0.0%	67.0%	20.1%	1.3%	4.3%	1.4%	0.7%	0.9%	3.6%	0.1%	0.0%	0.0%	0.0%	100.0%	
	SB	0.4%	0.0%	68.0%	19.8%	1.1%	4.2%	1.4%	0.7%	0.8%	3.5%	0.1%	0.0%	0.0%	0.0%	100.0%	
% TOTAL		0.0%	0.0%	0.0%	0.0%	0.0%	0.0%	0.0%	0.0%	0.0%	0.0%	0.0%	0.0%	0.0%	0.0%	100.0%	
No data available																	
PRIOR YEARS SUMMARY DATA (AVERAGE AADT)																	
2002	NB	92	0	14,764	3,471	218	864	225	92	170	656	23	7	1	0	20,583	42,787
	SB	87	0	16,122	3,696	205	851	228	119	161	707	24	4	0	0	22,204	

New Jersey Department of Transportation
Bureau of Transportation Data Development
Roadway Systems Section

DAILY WEEKDAY (MONDAY THRU FRIDAY ONLY) AVERAGE BY VEHICLE CLASSIFICATION (FHWA 13 CLASSIFICATION SCHEME)

LOCATION: US-22 (EB/WB), MP 26.6, Readington Twp., Hunterdon Co.
F.C.= 06 3066.7108 2696.713 539.436 473.882

MONTH	DIR	Unclass	Motor-cycle	Auto	2-Axle 4-Tire	Bus	2-Axle 6-Tire	3-Axle 1-Unit	4-Axle 1-Unit	<=4-Axle 1-Trailer	5-Axle 1-Trailer	>=6-Axle 1-Trailer	<=4-Axle 2-Trailer	6-Axle 2-Trailer	>=7-Axle 2-Trailer	MONTHLY ADT	
		0	1	2	3	4	5	6	7	8	9	10	11	12	13	EB	WB
JAN 2002	EB	43	-	11,242	3,722	27	478	72	6	29	134	5	-	-	-	15,758	31,191
	WB	39	-	10,992	3,665	29	468	79	3	27	128	3	-	-	-	15,433	
FEB 2002	EB	37	-	11,909	3,277	33	574	67	10	37	133	2	-	-	-	16,079	31,509
	WB	42	-	10,944	3,698	27	518	66	1	31	101	2	-	-	-	15,430	
MAR 2002	EB	41	-	12,727	3,893	50	509	64	11	54	383	7	10	4	-	17,753	33,174
	WB	30	-	10,955	3,696	46	473	57	1	37	122	3	1	-	-	15,421	
APR 2002	EB	38	-	12,132	3,655	50	632	75	10	54	147	4	-	-	-	16,797	33,060
	WB	47	-	11,741	3,625	36	559	72	4	44	131	3	1	-	-	16,263	
MAY 2002	EB	38	-	12,251	3,753	50	629	73	9	57	137	5	-	-	-	17,002	33,571
	WB	39	-	12,002	3,614	48	603	70	5	56	128	4	-	-	-	16,569	
JUN 2002	EB	43	-	12,879	3,969	42	628	82	7	60	134	4	1	-	-	17,849	35,256
	WB	62	-	12,536	3,890	39	610	74	5	51	136	4	-	-	-	17,407	
JUL 2002	EB	36	-	12,127	3,718	43	581	78	8	47	125	5	-	-	-	16,768	33,288
	WB	41	-	11,875	3,758	41	559	76	5	42	118	4	1	-	-	16,520	
AUG 2002	EB	34	-	12,250	3,785	49	589	89	13	52	131	5	-	-	-	16,997	33,722
	WB	44	-	12,051	3,732	45	573	86	9	47	133	4	1	-	-	16,725	
SEP 2002	EB	37	-	12,260	3,770	51	599	90	14	46	136	4	1	-	-	17,008	33,628
	WB	38	-	11,878	3,793	46	571	88	7	47	141	3	7	1	-	16,620	
OCT 2002	EB	58	-	12,346	3,963	38	522	69	19	42	135	5	2	-	-	17,199	33,656
	WB	50	-	11,713	3,842	36	572	74	6	39	120	3	2	-	-	16,457	
NOV 2002	EB	47	-	11,611	3,656	30	590	73	13	40	150	3	3	-	-	16,216	32,305
	WB	52	-	11,495	3,668	29	555	72	5	37	168	3	4	1	-	16,089	
DEC 2002	EB																
	WB																
AVERAGE	EB	41	0	12,158	3,742	42	576	76	11	47	159	4	2	0	0	16,857	33,124
	WB	44	0	11,653	3,726	38	551	74	5	42	130	3	2	0	0	16,267	
TOTAL (EB+WB)		85	0	23,811	7,467	80	1,127	150	16	89	288	8	3	1	0	33,124	
% DAILY	EB	0.2%	0.0%	72.1%	22.2%	0.2%	3.4%	0.4%	0.1%	0.3%	0.9%	0.0%	0.0%	0.0%	0.0%	100.0%	
	WB	0.3%	0.0%	71.6%	22.9%	0.2%	3.4%	0.5%	0.0%	0.3%	0.8%	0.0%	0.0%	0.0%	0.0%	100.0%	
% TOTAL		0.3%	0.0%	71.9%	22.5%	0.2%	3.4%	0.5%	0.0%	0.3%	0.9%	0.0%	0.0%	0.0%	0.0%	100.0%	
No data available																	
PRIOR YEARS SUMMARY DATA (AVERAGE AADT)																	
2002	EB	104	0	11,806	2,631	12	463	66	7	35	103	3	1	0	0	15,229	30,133
	WB	108	0	11,519	2,606	10	458	62	4	30	106	2	0	0	0	14,904	
2000	EB	180	0	10,872	3,415	10	536	66	9	34	113	3	1	0	0	15,239	30,065
	WB	190		10,524	3,447	10	449	64	3	30	106	2	1	0	0	14,826	
1999	EB	150	0	11,092	3,511	11	615	65	6	38	99	4	3	0	0	15,594	30,913
	WB	150	0	10,995	3,334	11	623	61	3	33	105	2	2	0	0	15,319	
1998	EB	122	0	11,411	3,213	11	687	69	6	46	110	4	4	0	0	15,683	31,278
	WB	122		11,319	3,243	11	665	70	4	43	113	2	3	0	0	15,595	
1997	EB	182	0	11,849	3,153	11	603	70	5	44	135	5	7	0	0	16,064	32,157
	WB	110	0	11,795	3,184	11	730	71	2	42	138	4	6	0	0	16,093	
1996	EB	104	0	11,914	3,073	9	577	76	5	40	136	7	5	0	0	15,946	32,143
	WB	140	0	11,864	3,070	10	813	81	2	41	164	4	8	0	0	16,197	

New Jersey Department of Transportation
 Bureau of Transportation Data Development
 Roadway Systems Section

DAILY WEEKDAY (MONDAY THRU FRIDAY ONLY) AVERAGE BY VEHICLE CLASSIFICATION (FHWA 13 CLASSIFICATION SCHEME)

LOCATION: US-22 (EB/WB), MP 32.3, Bridgewater Twp., Somerset County
 F.C.= 16 3333.8295 3393.845 696.937 657.223

MONTH	DIR	Unclass	Motor-cycle	Auto	2-Axle 4-Tire	Bus	2-Axle 6-Tire	3-Axle 1-Unit	4-Axle 1-Unit	<=4-Axle 1-Trailer	5-Axle 1-Trailer	>=6-Axle 1-Trailer	<=4-Axle 2-Trailer	6-Axle 2-Trailer	>=7-Axle 2-Trailer	MONTHLY ADT	
		0	1	2	3	4	5	6	7	8	9	10	11	12	13	EB	COMBINE
																	WB
JAN 2002	EB	68	-	15,944	3,356	15	678	88	2	67	170	10	-	-	-	20,398	41,150
	WB	22	-	16,326	3,302	36	713	91	10	73	169	10	-	-	-	20,752	
FEB 2002	EB	54	-	16,610	3,283	12	657	86	3	61	177	9	-	-	-	20,952	42,167
	WB	21	-	16,693	3,393	29	737	84	5	73	172	8	-	-	-	21,215	
MAR 2002	EB	69	-	15,995	3,226	20	762	78	4	62	219	6	2	-	-	20,443	41,272
	WB	22	-	16,102	3,573	33	767	79	7	67	173	6	-	-	-	20,829	
APR 2002	EB	11	-	16,321	3,376	28	878	100	5	78	185	5	-	-	-	20,987	42,745
	WB	21	-	16,888	3,591	35	823	101	7	85	198	8	1	-	-	21,758	
MAY 2002	EB	83	-	16,559	3,592	16	842	98	4	84	188	9	-	-	-	21,475	43,774
	WB	37	-	17,573	3,419	38	822	96	9	92	201	11	1	-	-	22,299	
JUN 2002	EB	72	-	16,991	3,575	32	821	114	4	87	193	9	1	-	-	21,899	44,250
	WB	20	-	17,632	3,425	40	808	112	7	99	197	10	1	-	-	22,351	
JUL 2002	EB	29	-	15,742	3,436	29	761	104	4	76	168	5	-	-	-	20,354	41,462
	WB	21	-	16,490	3,417	32	759	108	7	89	178	6	1	-	-	21,108	
AUG 2002	EB	94	-	16,095	3,502	25	732	134	5	79	178	8	1	-	-	20,853	42,387
	WB	20	-	16,549	3,737	37	765	125	12	90	190	8	1	-	-	21,534	
SEP 2002	EB	32	-	17,352	3,252	27	720	89	6	74	173	7	-	-	-	21,732	43,888
	WB	22	-	17,164	3,748	43	765	96	9	92	200	9	7	1	-	22,156	
OCT 2002	EB	91	-	17,855	3,389	25	834	105	5	75	215	8	6	-	-	22,608	45,261
	WB	24	-	17,095	4,280	37	810	107	10	90	187	9	4	-	-	22,653	
NOV 2002	EB																
NOV 2002	WB																
DEC 2002	EB																
DEC 2002	WB																
AVERAGE	EB	60	0	16,546	3,399	23	769	100	4	74	187	8	1	0	0	21,170	42,836
	WB	23	0	16,851	3,589	36	777	100	8	85	187	9	2	0	0	21,666	
TOTAL (EB+WB)		83	0	33,398	6,987	59	1,545	200	13	159	373	16	3	0	0	42,836	
% DAILY	EB	0.3%	0.0%	78.2%	16.1%	0.1%	3.6%	0.5%	0.0%	0.4%	0.9%	0.0%	0.0%	0.0%	0.0%	100.0%	
	WB	0.1%	0.0%	77.8%	16.6%	0.2%	3.6%	0.5%	0.0%	0.4%	0.9%	0.0%	0.0%	0.0%	0.0%	100.0%	
% TOTAL		0.2%	0.0%	78.0%	16.3%	0.1%	3.6%	0.5%	0.0%	0.4%	0.9%	0.0%	0.0%	0.0%	0.0%	100.0%	
No data available																	
PRIOR YEARS SUMMARY DATA (AVERAGE AADT)																	
2002	EB	128	0	14,338	2,907	20	608	79	3	55	128	5	1	0	0	18,270	37,011
	WB	134	0	14,698	2,998	28	581	77	6	63	151	6	0	0	0	18,741	

New Jersey Department of Transportation
 Bureau of Transportation Data Development
 Roadway Systems Section

DAILY WEEKDAY (MONDAY THRU FRIDAY ONLY) AVERAGE BY VEHICLE CLASSIFICATION (FHWA 13 CLASSIFICATION SCHEME)

LOCATION:
 F.C.= 14

NJ-23 (NB/SB), MP 23.8, West Milford, Passaic Co.

0 0 0 0

MONTH	DIR	Unclass	Motor-cycle	Auto	2-Axle 4-Tire	Bus	2-Axle 6-Tire	3-Axle 1-Unit	4-Axle 1-Unit	<=4-Axle 1-Trailer	5-Axle 1-Trailer	>=6-Axle 1-Trailer	<=4-Axle 2-Trailer	6-Axle 2-Trailer	>=7-Axle 2-Trailer	MONTHLY ADT		
		0	1	2	3	4	5	6	7	8	9	10	11	12	13	NB	SB	COMBINE
JAN 2002	NB																	
JAN 2002	SB																	
FEB 2002	NB																	
FEB 2002	SB																	
MAR 2002	NB																	
MAR 2002	SB																	
APR 2002	NB																	
APR 2002	SB																	
MAY 2002	NB																	
MAY 2002	SB																	
JUN 2002	NB																	
JUN 2002	SB																	
JUL 2002	NB																	
JUL 2002	SB																	
AUG 2002	NB																	
AUG 2002	SB																	
SEP 2002	NB																	
SEP 2002	SB																	
OCT 2002	NB																	
OCT 2002	SB																	
NOV 2002	NB																	
NOV 2002	SB																	
DEC 2002	NB																	
DEC 2002	SB																	
AVERAGE	NB	0	0	0	0	0	0	0	0	0	0	0	0	0	0	0	0	
AVERAGE	SB	0	0	0	0	0	0	0	0	0	0	0	0	0	0	0	0	
TOTAL (NB+SB)		0	0	0	0	0	0	0	0	0	0	0	0	0	0	0	0	
% DAILY	NB	0	0	0	0	0	0	0	0	0	0	0	0	0	0	0	0	
% DAILY	SB	0	0	0	0	0	0	0	0	0	0	0	0	0	0	0	0	
% TOTAL		0	0	0	0	0	0	0	0	0	0	0	0	0	0	0	0	
No data available																		
PRIOR YEARS SUMMARY DATA (AVERAGE AADT)																		
2002	NB	97	0	11,336	1,853	9	382	85	4	22	56	2	0	0	0	13,846		
	SB	101	0	11,096	1,778	8	354	53	32	18	54	2	0	0	0	13,497		27,343
2000	NB	164		10,459	1,933	8	482	89	3	16	55	2	0	0	0	13,211		
	SB	153		10,515	1,826	6	449	55	26	17	53	2	0	0	0	13,102		26,313
1999	NB	139	0	11,079	1,806	7	324	99	3	23	60	2	0	0	0	13,542		
	SB	129	0	9,896	1,889	11	313	67	36	19	75	2	1	0	0	12,438		25,980
1998	NB	196		9,226	2,347	4	286	67	2	14	42	1	0			12,185		
	SB						No classification data available										12,367	
1997	NB	198	0	9,388	2,194	6	277	55	2	18	51	1	0	0	0	12,190		
	SB	123	0	9,696	2,011	8	330	42	15	17	51	2	0	0	0	12,295		24,485
1996	NB	139	0	9,783	2,183	8	249	62	3	17	65	3	0	0	0	12,512		
	SB	110	0	10,222	2,223	12	290	47	10	28	56	6	0	0	0	13,004		25,516
1995	NB	160	0	9,803	2,121	7	239	67	1	16	67	1	0	0	0	12,482		
	SB	147	0	9,836	2,120	10	289	62	8	16	65	4	0	0	0	12,557		25,039
1994	NB	118		9,938	2,068	6	235	78	1	17	75	1	0	0	0	12,537		
	SB	151	0	10,124	2,111	7	291	83	12	16	86	3	0	0	0	12,884		25,421
1993	NB	104		9,765	2,018	7	212	81	0	19	88	1	0	0	0	12,295		
	SB	165		9,867	1,923	7	221	76	4	17	87	3	0	0	0	12,370		24,665

New Jersey Department of Transportation
Bureau of Transportation Data Development
Roadway Systems Section

DAILY WEEKDAY (MONDAY THRU FRIDAY ONLY) AVERAGE BY VEHICLE CLASSIFICATION (FHWA 13 CLASSIFICATION SCHEME)

LOCATION: NJ-31 (NB/SB), MP 13.0, East Amwell Twp., Hunterdon Co.
F.C.= 02 1397.4582 1549.886 273.125 298.85

MONTH	DIR	Unclass	Motor-cycle	Auto	2-Axle	Bus	2-Axle	3-Axle	4-Axle	<=4-Axle	5-Axle	>=6-Axle	<=4-Axle	6-Axle	>=7-Axle	MONTHLY ADT	
		0	1	2	3	4	5	6	7	8	9	10	11	12	13	NB	COMBINE
JAN 2002	NB	16	-	4,744	1,337	25	345	69	83	71	559	7	-	-	-	7,256	14,534
	SB	20	-	4,740	1,341	24	338	75	41	74	614	9	-	1	1	7,278	
FEB 2002	NB	19	-	4,943	1,407	27	458	59	59	74	578	10	-	-	-	7,634	15,234
	SB	27	-	4,827	1,427	25	472	69	21	76	642	10	1	-	3	7,600	
MAR 2002	NB	33	-	4,820	1,397	31	456	71	58	88	616	8	1	-	-	7,579	15,367
	SB	35	-	4,836	1,533	25	479	79	33	88	665	11	1	1	2	7,788	
APR 2002	NB	41	-	4,848	1,529	30	503	80	58	113	621	10	1	1	-	7,835	15,652
	SB	34	-	4,862	1,543	29	471	73	31	106	652	13	1	-	2	7,817	
MAY 2002	NB	28	-	4,978	1,535	30	484	83	55	116	620	10	-	-	-	7,939	16,017
	SB	31	-	5,102	1,534	30	531	70	29	109	627	13	531	1	-	1	
JUN 2002	NB	39	-	5,170	1,617	26	458	93	82	110	646	13	-	-	-	8,254	16,593
	SB	20	-	5,190	1,690	23	472	125	31	103	666	16	1	-	2	8,339	
JUL 2002	NB	40	-	5,058	1,573	23	434	81	63	99	594	15	-	-	-	7,980	15,956
	SB	66	-	5,036	1,517	23	479	73	36	93	635	16	-	-	2	7,976	
AUG 2002	NB	62	-	5,208	1,624	16	372	79	73	87	620	12	-	-	-	8,153	16,410
	SB	58	-	5,298	1,653	11	384	75	34	63	668	13	-	-	-	8,257	
SEP 2002	NB	51	-	4,915	1,537	9	487	83	68	73	590	12	-	-	-	7,825	15,628
	SB	60	-	5,051	1,561	6	378	79	33	44	580	11	-	-	-	7,803	
OCT 2002	NB	45	-	4,958	1,523	21	493	71	56	93	588	12	-	-	-	7,860	15,542
	SB	68	-	4,843	1,529	16	388	62	37	77	646	14	-	1	1	7,682	
NOV 2002	NB	39	-	4,878	1,511	18	399	67	59	73	573	11	-	1	1	7,630	15,145
	SB	52	-	4,822	1,455	17	356	67	30	69	633	12	-	1	1	7,515	
DEC 2002	NB																
	SB																
AVERAGE	NB	35	0	4,956	1,508	23	444	76	65	91	600	11	0	0	0	7,811	15,621
	SB	35	0	4,957	1,527	21	427	77	32	81	639	12	1	0	1	7,810	
TOTAL (NB+SB)		70	0	9,913	3,035	44	871	153	97	172	1,240	23	1	1	1	15,621	
% DAILY	NB	0.5%	0.0%	63.5%	19.3%	0.3%	5.7%	1.0%	0.8%	1.2%	7.7%	0.1%	0.0%	0.0%	0.0%	100.0%	
	SB	0.4%	0.0%	63.5%	19.5%	0.3%	5.5%	1.0%	0.4%	1.0%	8.2%	0.2%	0.0%	0.0%	0.0%	100.0%	
% TOTAL		0.4%	0.0%	63.5%	19.4%	0.3%	5.6%	1.0%	0.6%	1.1%	7.9%	0.1%	0.0%	0.0%	0.0%	100.0%	
No data available																	
PRIOR YEARS SUMMARY DATA (AVERAGE AADT)																	
2002	NB	65	-	5,062	1,364	28	250	57	45	63	454	7	0	1	0	7397	14,826
	SB	58	-	5,091	1,395	41	266	49	31	66	423	6	1	1	1	7429	
2000	NB	54	-	4,751	1,648	30	234	60	36	60	446	8	1	1	0	7329	14,809
	SB	40	-	4,554	1,980	31	240	56	12	79	474	8	4	1	1	7480	
1999	NB	13	-	4,607	1,698	27	268	60	30	72	610	8	3	1	0	7,397	14,975
	SB	19	-	4,991	1,500	28	231	53	21	74	638	16	4	2	1	7,578	
1998	NB	69	-	4,764	1,433	17	245	61	23	77	723	10	2	1	0	7,425	15,120
	SB	60	-	4,895	1,466	17	311	58	16	82	771	16	2	1	0	7,695	
1997	NB	87	-	4,963	1,308	11	279	61	13	77	746	11	2	1	0	7,559	15,270
	SB	50	-	5,157	1,247	12	281	58	14	84	792	12	2	1	1	7,711	

New Jersey Department of Transportation
Bureau of Transportation Data Development
Roadway Systems Section

DAILY WEEKDAY (MONDAY THRU FRIDAY ONLY) AVERAGE BY VEHICLE CLASSIFICATION (FHWA 13 CLASSIFICATION SCHEME)

LOCATION: F.C.= 02

NJ-31(SB), MP 30.1, Clinton Twp., Hunterdon Co.

0 3486.766 0 356.834

MONTH	DIR	Unclass	Motor-cycle	Auto	2-Axle	Bus	2-Axle	3-Axle	4-Axle	<=4-Axle	5-Axle	>=6-Axle	<=4-Axle	6-Axle	>=7-Axle	MONTHLY ADT	
		0	1	2	3	4	5	6	7	8	9	10	11	12	13	NB	COMBINE
JAN 2002	NB																11,880
	SB	55	-	7,965	1,991	51	485	145	28	48	188	2	1	-	-	-	10,959
FEB 2002	NB																13,988
	SB	84	-	8,848	2,353	60	530	138	35	50	248	2	-	1	-	-	12,349
MAR 2002	NB																13,172
	SB	16	-	9,107	2,383	78	537	98	58	60	268	5	-	1	-	-	12,611
APR 2002	NB																13,621
	SB	39	-	9,202	2,377	70	548	103	60	76	284	4	-	1	-	-	12,764
MAY 2002	NB																13,988
	SB	37	-	9,467	2,481	73	591	91	55	75	284	4	-	1	-	-	13,159
JUN 2002	NB																14,106
	SB	38	-	9,567	2,545	59	605	92	43	76	292	6	-	1	-	-	13,324
JUL 2002	NB																13,483
	SB	38	-	9,309	2,293	36	585	70	50	61	292	5	-	1	-	-	12,740
AUG 2002	NB																13,460
	SB	31	-	9,170	2,384	48	626	62	53	75	279	4	-	2	-	-	12,734
SEP 2002	NB																13,437
	SB	49	-	9,120	2,343	58	628	117	38	75	265	3	-	2	-	-	12,698
OCT 2002	NB																13,793
	SB	39	-	9,260	2,461	64	644	66	64	76	251	4	-	1	-	-	12,930
NOV 2002	NB																13,079
	SB	87	-	8,547	2,700	33	438	88	48	50	315	3	-	-	-	-	12,309
DEC 2002	NB																
	SB																
AVERAGE	NB																13,455
	SB	47	0	9,051	2,392	57	565	97	48	66	270	4	0	1	0	-	12,598
TOTAL (NB+SB)																	
% DAILY	NB																
	SB	0.4%	0.0%	71.8%	19.0%	0.5%	4.5%	0.8%	0.4%	0.5%	2.1%	0.0%	0.0%	0.0%	0.0%		100.0%
% TOTAL																	
No data available																	
PRIOR YEARS SUMMARY DATA (AVERAGE AADT)																	
2002	NB																12,411
	SB	130	0	7,930	3,120	50	319	50	39	56	225	3	0	0	0	-	11,924
2000	NB																11,606
	SB	70		7,894	2,850	40	351	56	38	50	294	5	0	0	0	-	11,648
1999	NB	84	0	7,891	2,577	35	317	78	17	48	293	4	0	1	0	-	11,345
	SB	61	0	8,230	2,526	15	321	79	48	50	348	5	0	1	0	-	11,684
1998	NB	81		8,446	2,435	29	388	84	13	45	337	7	1	1	0	-	11,867
	SB	51		8,091	2,323	15	355	102	31	49	396	8	1	0	0	-	11,422
1997	NB	77	0	8,480	2,614	33	325	76	7	59	337	5	1	1	0	-	12,015
	SB	63	0	8,111	2,233	31	364	64	11	55	336	5	1	0	0	-	11,274
1996	NB	99	0	7,974	2,770	23	358	88	6	56	352	6	1	0	0	-	11,733
	SB	80	0	8,068	2,153	16	337	82	13	52	357	6	0	0	0	-	11,164
1995	NB	82	0	8,080	1,941	10	327	102	6	46	368	7	0	0	0	-	10,969
	SB	61	0	7,828	1,924	12	308	96	12	48	367	9	0	0	0	-	10,665
1994	NB	77	0	8,339	1,864	9	325	132	9	45	360	7	0	0	0	-	11,167
	SB	97	0	7,869	1,914	12	294	128	17	55	362	11	0	0	0	-	10,759

New Jersey Department of Transportation
Bureau of Transportation Data Development
Roadway Systems Section

DAILY WEEKDAY (MONDAY THRU FRIDAY ONLY) AVERAGE BY VEHICLE CLASSIFICATION (FHWA 13 CLASSIFICATION SCHEME)

LOCATION: NJ-31 (NB/SB), MP 40.4, Washington Twp., Warren Co.
F.C.= 02 1827.256 1813.406 215.983 234.438

MONTH	DIR	Unclass	Motor-cycle	Auto	2-Axle 4-Tire	Bus	2-Axle 6-Tire	3-Axle 1-Unit	4-Axle 1-Unit	<=4-Axle 1-Trailer	5-Axle 1-Trailer	>=6-Axle 1-Trailer	<=4-Axle 2-Trailer	6-Axle 2-Trailer	>=7-Axle 2-Trailer	MONTHLY ADT	
		0	1	2	3	4	5	6	7	8	9	10	11	12	13	NB	COMBINE
JAN 2002	NB	30	-	5,655	2,496	38	270	101	20	37	308	8	-	-	-	8,963	17,973
	SB	29	-	5,694	2,486	36	271	58	70	50	312	4	-	-	-	9,010	
FEB 2002	NB	37	-	6,375	2,681	41	298	147	26	45	368	9	-	-	-	10,027	20,059
	SB	39	-	6,372	2,649	38	313	89	89	62	377	3	-	-	1	10,032	
MAR 2002	NB	37	-	6,483	2,609	43	299	150	33	47	367	14	-	-	-	10,082	20,329
	SB	35	-	6,526	2,684	43	317	101	87	64	382	8	-	-	-	10,247	
APR 2002	NB	37	-	6,779	2,697	54	282	156	32	58	383	15	-	-	-	10,493	21,100
	SB	15	-	6,679	2,897	10	349	111	93	60	385	8	-	-	-	10,607	
MAY 2002	NB	46	-	6,723	2,893	57	354	186	28	62	371	13	-	-	-	10,733	21,607
	SB	31	-	6,910	2,843	46	375	102	123	63	372	8	-	-	1	10,874	
JUN 2002	NB	46	-	6,947	2,827	52	321	208	47	55	387	8	-	-	1	10,899	21,930
	SB	31	-	7,056	2,813	60	369	130	125	66	374	7	-	-	-	11,031	
JUL 2002	NB	36	-	6,929	2,866	48	335	176	39	54	314	7	-	-	-	10,804	21,623
	SB	34	-	7,220	2,545	47	348	102	134	56	326	7	-	-	-	10,819	
AUG 2002	NB	37	-	7,069	2,960	45	362	177	22	58	344	7	-	-	-	11,081	22,263
	SB	43	-	7,432	2,659	44	369	95	127	57	350	6	-	-	-	11,182	
SEP 2002	NB	41	-	6,819	2,800	54	355	150	31	61	340	11	-	2	-	10,664	21,422
	SB	37	-	7,182	2,517	52	360	109	78	61	349	11	-	2	-	10,758	
OCT 2002	NB	58	-	6,648	2,757	43	362	162	18	56	310	7	-	1	-	10,422	20,913
	SB	52	-	6,958	2,554	31	373	97	109	43	268	6	-	-	-	10,491	
NOV 2002	NB																
NOV 2002	SB																
DEC 2002	NB																
DEC 2002	SB																
AVERAGE	NB	41	0	6,643	2,759	48	324	161	30	53	349	10	0	0	0	10,417	20,922
	SB	35	0	6,803	2,665	41	344	99	104	58	350	7	0	0	0	10,505	
TOTAL (NB+SB)		75	0	13,446	5,423	88	668	261	133	112	699	17	0	1	0	20,922	
% DAILY	NB	0.4%	0.0%	63.8%	26.5%	0.5%	3.1%	1.5%	0.3%	0.5%	3.4%	0.1%	0.0%	0.0%	0.0%	100.0%	100.0%
	SB	0.3%	0.0%	64.8%	25.4%	0.4%	3.3%	0.9%	1.0%	0.6%	3.3%	0.1%	0.0%	0.0%	0.0%	100.0%	
% TOTAL		0.4%	0.0%	64.3%	25.9%	0.4%	3.2%	1.2%	0.6%	0.5%	3.3%	0.1%	0.0%	0.0%	0.0%	100.0%	
No data available																	
PRIOR YEARS SUMMARY DATA (AVERAGE AADT)																	
2002	NB	51	0	7,367	1,647	27	195	116	20	42	349	9	0	0	0	9,823	19,830
	SB	56	0	7,528	1,645	19	213	65	63	57	352	8	0	0	0	10,007	
2000	NB	53		6,570	2,146	21	171	113	17	40	389	8	0	0	0	9,528	19,201
	SB	55		6,657	2,148	15	204	59	52	58	417	7	1	0	0	9,673	
1999	NB	51	0	6,408	2,250	17	277	139	16	46	433	8	1	0	0	9,646	19,137
	SB	57	0	6,463	2,058	14	220	86	77	50	457	6	1	1	1	9,491	
1998	NB	50		6,223	2,227	19	218	137	12	53	484	8	0	0	0	9,431	19,017
	SB	52		6,640	1,958	14	215	104	53	48	495	7	0	0	0	9,586	

New Jersey Department of Transportation
Bureau of Transportation Data Development
Roadway Systems Section

DAILY WEEKDAY (MONDAY THRU FRIDAY ONLY) AVERAGE BY VEHICLE CLASSIFICATION (FHWA 13 CLASSIFICATION SCHEME)

LOCATION: NJ-33 (EB/WB), MP 23.5, Manalapan Twp., Monmouth Co.

F.C.= 02

1360.1957 1367.914 314.037 315.566

MONTH	DIR	Unclass	Motor-cycle	Auto	2-Axle	Bus	2-Axle	3-Axle	4-Axle	<=4-Axle	5-Axle	>=6-Axle	<=4-Axle	6-Axle	>=7-Axle	MONTHLY ADT	
		0	1	2	3	4	5	6	7	8	9	10	11	12	13	EB	WB
JAN 2002	EB	49	-	8,210	2,245	22	277	81	27	60	101	5	3	1	2	11,083	21,715
	WB	40	-	7,907	2,258	3	179	73	24	30	114	4	-	-	-	10,632	
FEB 2002	EB	98	-	8,781	2,703	40	313	87	29	76	116	3	1	1	1	12,249	24,406
	WB	60	-	8,688	2,700	13	382	111	15	43	141	4	-	-	-	12,157	
MAR 2002	EB	82	-	8,775	2,674	39	314	96	35	84	145	5	1	-	1	12,251	24,632
	WB	41	-	8,879	2,749	33	315	109	15	57	179	4	-	-	-	12,381	
APR 2002	EB															-	
	WB															-	
MAY 2002	EB	69	-	8,440	3,559	40	330	113	47	56	160	9	-	-	-	12,823	25,765
	WB	96	-	8,620	3,459	46	364	113	9	66	160	9	-	-	-	12,942	
JUN 2002	EB	79	-	9,026	3,936	43	404	134	29	45	193	7	-	-	-	13,896	27,697
	WB	63	-	8,904	3,973	51	417	120	10	63	193	7	-	-	-	13,801	
JUL 2002	EB	28	-	8,310	3,983	43	413	111	47	55	173	7	-	-	-	13,170	26,173
	WB	17	-	8,268	3,904	48	380	127	17	62	173	6	1	-	-	13,003	
AUG 2002	EB	29	-	9,039	3,605	86	417	92	29	89	188	7	1	-	-	13,582	26,972
	WB	84	-	8,609	3,867	56	418	99	15	56	180	6	-	-	-	13,390	
SEP 2002	EB	37	-	8,396	3,489	81	427	88	33	81	166	7	-	-	-	12,805	25,766
	WB	88	-	8,229	3,801	51	445	102	15	58	166	6	-	-	-	12,961	
OCT 2002	EB	62	-	8,514	3,401	64	492	85	42	60	169	8	-	-	-	12,897	25,878
	WB	91	-	8,502	3,511	48	482	105	17	53	166	6	-	-	-	12,981	
NOV 2002	EB	70	-	8,117	3,592	45	474	65	34	43	158	7	-	-	-	12,605	25,152
	WB	91	-	8,159	3,516	31	446	86	10	39	163	6	-	-	-	12,547	
DEC 2002	EB																
	WB																
AVERAGE	EB	60	0	8,561	3,319	50	386	95	35	65	157	7	1	0	0	12,736	25,416
	WB	67	0	8,477	3,374	38	383	105	15	53	164	6	0	0	0	12,680	
TOTAL (EB+WB)		127	0	17,037	6,693	88	769	200	50	118	320	12	1	0	0	25,416	
% DAILY	EB	0.5%	0.0%	67.2%	26.1%	0.4%	3.0%	0.7%	0.3%	0.5%	1.2%	0.1%	0.0%	0.0%	0.0%	100.0%	
	WB	0.5%	0.0%	66.9%	26.6%	0.3%	3.0%	0.8%	0.1%	0.4%	1.3%	0.0%	0.0%	0.0%	0.0%	100.0%	
% TOTAL		0.5%	0.0%	67.0%	26.3%	0.3%	3.0%	0.8%	0.2%	0.5%	1.3%	0.0%	0.0%	0.0%	0.0%	100.0%	
No data available																	
PRIOR YEARS SUMMARY DATA (AVERAGE AADT)																	
2002	EB	64	0	9,818	1,313	34	303	80	23	57	127	6	1	0	0	11,824	23,787
	WB	66	0	9,957	1,322	31	305	79	13	52	133	5	0	0	0	11,963	
2000	EB	68	0	9,373	1,304	32	146	91	29	60	123	6	2	0	1	11,235	22,841
	WB	43	0	9,400	1,668	25	165	94	14	46	143	6	1	1	0	11,606	
1999	EB	85	0	8,531	1,756	28	195	91	15	62	96	14	1	0	0	10,874	21,871
	WB	64	0	8,603	1,850	24	168	88	15	46	130	7	1	1	0	10,997	
1998	EB	47	0	8,387	1,780	21	161	79	18	62	110	8	2			10,675	21,176
	WB	57	0	8,258	1,733	24	166	81	6	45	130	1	0	0	0	10,501	
1997	EB	90	0	8,401	1,687	36	166	84	13	72	107	6	2	0	0	10,664	21,115
	WB	39	0	8,312	1,653	23	163	85	4	40	126	5	1	0	0	10,451	

New Jersey Department of Transportation
 Bureau of Transportation Data Development
 Roadway Systems Section

DAILY WEEKDAY (MONDAY THRU FRIDAY ONLY) AVERAGE BY VEHICLE CLASSIFICATION (FHWA 13 CLASSIFICATION SCHEME)

LOCATION: NJ-34 (NB/SB), MP 0.60, Wall Township, Ocean County
 F.C.= 06 1794.391 2000.041 501.591 478.63

MONTH	DIR	Unclass	Motor-cycle	Auto	2-Axle 4-Tire	Bus	2-Axle 6-Tire	3-Axle 1-Unit	4-Axle 1-Unit	<=4-Axle 1-Trailer	5-Axle 1-Trailer	>=6-Axle 1-Trailer	<=4-Axle 2-Trailer	6-Axle 2-Trailer	>=7-Axle 2-Trailer	MONTHLY ADT		
		0	1	2	3	4	5	6	7	8	9	10	11	12	13	NB	COMBINE	
																	SB	
JAN 2002	NB																-	
	SB																	-
FEB 2002	NB	44	-	11,962	2,269	18	354	38	-	37	63	2	-	-	-	-	14,787	
	SB	33	-	11,384	2,281	7	306	43	6	38	61	2	1	-	-	-	14,162	28,949
MAR 2002	NB	50	-	12,554	2,047	29	365	51	-	50	85	-	-	-	-	-	15,231	
	SB	22	-	12,456	2,396	9	334	62	6	56	84	2	1	-	-	-	15,428	30,659
APR 2002	NB	62	-	12,738	2,815	32	452	61	2	74	79	4	-	-	-	-	16,319	
	SB	40	-	13,154	2,606	22	491	72	14	81	84	4	2	-	-	-	16,570	32,889
MAY 2002	NB	77	-	13,650	3,244	41	615	57	2	86	90	2	1	-	-	-	17,864	
	SB	78	-	13,635	3,166	44	659	65	10	88	92	3	1	-	-	-	17,841	35,705
JUN 2002	NB	89	-	16,541	3,256	48	694	74	2	92	97	4	1	-	-	-	20,898	
	SB	77	-	17,675	3,293	44	705	86	14	97	100	4	2	-	-	-	22,097	42,995
JUL 2002	NB	79	-	17,449	3,454	15	715	45	3	49	86	1	-	-	-	-	21,896	
	SB	53	-	17,961	3,707	42	731	59	6	61	87	2	-	-	-	-	22,709	44,605
AUG 2002	NB	61	-	16,746	3,450	26	616	67	1	65	84	2	-	-	-	-	21,118	
	SB	58	-	16,721	3,679	13	622	68	22	66	87	2	-	-	-	-	21,338	42,456
SEP 2002	NB	72	-	12,963	3,219	17	578	38	38	2	58	74	2	-	-	-	17,061	
	SB	36	-	12,371	3,180	7	510	47	9	57	75	2	-	-	-	-	16,294	33,355
OCT 2002	NB	88	-	12,090	3,033	8	579	41	2	33	76	4	-	-	-	-	15,954	
	SB	45	-	12,315	3,119	2	540	51	5	45	80	5	-	-	-	-	16,207	32,161
NOV 2002	NB																	
	SB																	
DEC 2002	NB																	
	SB																	
AVERAGE	NB	69	0	14077	2976	26	552	52	6	54	80	10	0	0	0	0	17903	
	SB	49	0	14,186	3,047	21	544	61	10	65	83	3	1	0	0	0	18,072	35,975
TOTAL (NB+SB)		118	0	28,263	6,024	47	1,096	114	16	120	163	13	1	0	0	0	35,975	
% DAILY	NB	0.4%	0.0%	78.6%	16.6%	0.1%	3.1%	0.3%	0.0%	0.3%	0.4%	0.1%	0.0%	0.0%	0.0%	0.0%	100.0%	
	SB	0.3%	0.0%	78.5%	16.9%	0.1%	3.0%	0.3%	0.1%	0.4%	0.5%	0.0%	0.0%	0.0%	0.0%	0.0%	100.0%	
% TOTAL		0.3%	0.0%	78.6%	16.7%	0.1%	3.0%	0.3%	0.0%	0.3%	0.5%	0.0%	0.0%	0.0%	0.0%	0.0%	100.0%	
No data available																		
PRIOR YEARS SUMMARY DATA (AVERAGE AADT)																		
2002	NB	52	0	14,878	1,456	22	407	43	2	31	64	2	0	0	0	0	16,957	
	SB	51	0	13,986	1,450	32	347	43	8	36	65	2	0	0	0	0	16,020	32,977

New Jersey Department of Transportation
Bureau of Transportation Data Development
Roadway Systems Section

DAILY WEEKDAY (MONDAY THRU FRIDAY ONLY) AVERAGE BY VEHICLE CLASSIFICATION (FHWA 13 CLASSIFICATION SCHEME)

LOCATION: NJ-34 (NB/SB), MP 5.7, Wall Township, Monmouth County
F.C.= 06 2534.594 2745.548 411.799 444.295

MONTH	DIR	Unclass	Motor-cycle	Auto	2-Axle 4-Tire	Bus	2-Axle 6-Tire	3-Axle 1-Unit	4-Axle 1-Unit	<=4-Axle 1-Trailer	5-Axle 1-Trailer	>=6-Axle 1-Trailer	<=4-Axle 2-Trailer	6-Axle 2-Trailer	>=7-Axle 2-Trailer	MONTHLY ADT	
		0	1	2	3	4	5	6	7	8	9	10	11	12	13	NB	COMBINE
																	SB
JAN 2002	NB	60	-	7,739	2,008	39	320	157	116	55	173	5	1	-	-	10,673	22,634
	SB	105	-	8,701	2,190	64	286	278	49	67	208	10	2	1	-	11,961	
FEB 2002	NB	47	-	9,058	2,380	66	386	199	188	91	228	7	2	-	-	12,652	26,852
	SB	116	-	10,112	2,601	116	420	364	93	81	267	12	10	6	2	14,200	
MAR 2002	NB	38	-	9,634	2,540	78	412	192	228	96	240	12	3	-	-	13,473	28,462
	SB	89	-	10,691	2,745	125	444	429	58	89	302	13	3	1	-	14,989	
APR 2002	NB	51	-	9,501	3,024	67	518	299	219	105	269	10	4	-	-	14,067	29,827
	SB	111	-	10,573	3,307	121	600	503	77	106	347	12	3	-	-	15,760	
MAY 2002	NB	53	-	9,255	3,319	72	667	428	185	99	251	10	4	-	-	14,343	30,424
	SB	115	-	10,437	3,548	119	746	460	201	107	334	10	4	-	-	16,081	
JUN 2002	NB	52	-	9,545	3,650	73	700	325	236	101	285	9	4	-	-	14,980	30,910
	SB	112	-	10,154	3,660	136	766	549	74	111	355	9	4	-	-	15,930	
JUL 2002	NB	47	-	9,726	3,690	74	750	219	190	98	288	8	4	-	-	15,094	32,227
	SB	39	-	11,135	4,076	115	816	437	56	100	346	10	3	-	-	17,133	
AUG 2002	NB	60	-	9,520	3,872	76	738	214	202	96	276	9	3	-	-	15,066	32,005
	SB	59	-	11,149	3,860	132	734	430	108	102	352	10	3	-	-	16,939	
SEP 2002	NB	69	-	9,250	3,549	71	739	202	130	100	283	10	3	-	-	14,406	30,239
	SB	119	-	10,330	3,617	114	762	379	56	97	346	10	3	-	-	15,833	
OCT 2002	NB	76	-	9,156	3,123	72	754	195	134	95	292	9	3	-	-	13,909	29,322
	SB	149	-	9,918	3,656	96	720	355	58	92	356	11	2	-	-	15,413	
NOV 2002	NB																
NOV 2002	SB																
DEC 2002	NB																
DEC 2002	SB																
AVERAGE	NB	55	0	9,238	3,116	69	598	243	183	94	259	9	3	0	0	13,866	29,290
	SB	101	0	10,320	3,326	114	629	418	83	95	321	11	4	1	0	15,424	
TOTAL (NB+SB)		157	0	19,558	6,442	183	1,228	661	266	189	580	20	7	1	0	29,290	
% DAILY	NB	0.4%	0.0%	66.6%	22.5%	0.5%	4.3%	1.8%	1.3%	0.7%	1.9%	0.1%	0.0%	0.0%	0.0%	100.0%	
	SB	0.7%	0.0%	66.9%	21.6%	0.7%	4.1%	2.7%	0.5%	0.6%	2.1%	0.1%	0.0%	0.0%	0.0%	100.0%	
% TOTAL		0.5%	0.0%	66.8%	22.0%	0.6%	4.2%	2.3%	0.9%	0.6%	2.0%	0.1%	0.0%	0.0%	0.0%	100.0%	
No data available																	
PRIOR YEARS SUMMARY DATA (AVERAGE AADT)																	
2002	NB	55	0	8,897	2,294	55	373	156	86	72	198	7	2	0	0	12,195	25,676
	SB	83	0	9,850	2,469	75	400	239	41	74	239	8	2	0	0	13,481	

New Jersey Department of Transportation
Bureau of Transportation Data Development
Roadway Systems Section

DAILY WEEKDAY (MONDAY THRU FRIDAY ONLY) AVERAGE BY VEHICLE CLASSIFICATION (FHWA 13 CLASSIFICATION SCHEME)

LOCATION: US-40 (EB/WB), MP 3.0, Carneys Point, Salem Co.
F.C.= 02 1016.5497 983.126 177.97 179.735

MONTH	DIR	Unclass	Motor-cycle	Auto	2-Axle 4-Tire	Bus	2-Axle 6-Tire	3-Axle 1-Unit	4-Axle 1-Unit	<=4-Axle 1-Trailer	5-Axle 1-Trailer	>=6-Axle 1-Trailer	<=4-Axle 2-Trailer	6-Axle 2-Trailer	>=7-Axle 2-Trailer	MONTHLY ADT		
		0	1	2	3	4	5	6	7	8	9	10	11	12	13	EB WB	COMBINE	
JAN 2002	EB	22	-	3,444	1,103	10	231	36	32	39	439	6	4	-	-	5,366	10,654	
	WB	10	-	3,538	1,003	2	222	44	25	44	394	4	2	-	-	5,288		
FEB 2002	EB	43	-	4,097	1,038	7	296	40	27	63	422	8	3	-	2	6,046	11,834	
	WB	45	-	3,950	1,066	7	307	42	37	33	294	5	2	-	-	5,788		
MAR 2002	EB	57	-	4,151	1,016	4	227	42	34	39	489	11	3	-	-	6,073	11,785	
	WB	21	-	3,806	983	15	219	47	45	51	512	9	4	-	-	5,712		
APR 2002	EB	38	-	4,771	1,110	17	241	53	63	62	510	8	5	-	-	6,878	13,491	
	WB	25	-	4,551	1,077	21	205	87	45	61	533	6	2	-	-	6,613		
MAY 2002	EB	29	-	4,551	1,097	23	264	70	27	73	535	15	5	-	-	6,689	12,968	
	WB	21	-	4,196	1,063	23	220	65	44	78	561	5	3	-	-	6,279		
JUN 2002	EB	42	-	5,712	1,083	21	273	43	20	79	549	11	3	-	1	7,837	15,016	
	WB	34	-	5,032	1,055	24	289	53	25	90	563	9	5	-	-	7,179		
JUL 2002	EB	32	-	5,211	1,029	16	291	44	25	60	534	13	4	-	-	7,259	14,084	
	WB	31	-	4,767	1,019	17	291	57	19	70	544	7	3	-	-	6,825		
AUG 2002	EB	38	-	5,806	1,151	16	285	80	23	57	539	12	3	-	-	8,010	15,518	
	WB	28	-	5,227	1,125	15	352	54	57	71	570	7	2	-	-	7,508		
SEP 2002	EB	33	-	4,938	1,001	19	288	48	29	53	503	14	4	-	-	6,930	13,630	
	WB	27	-	4,478	1,019	21	454	54	31	73	531	6	4	-	2	6,700		
OCT 2002	EB															-	-	
	WB																	
NOV 2002	EB																	
	WB																	
DEC 2002	EB																	
	WB																	
AVERAGE	EB	37	0	4,742	1,070	15	266	51	31	58	502	11	4	0	0	6,788	13,056	
	WB	26	0	4,258	1,046	14	293	55	40	56	472	6	3	0	0	6,268		
TOTAL (EB+WB)		63	0	9,001	2,115	28	559	105	71	114	975	17	6	0	1	13,056		
% DAILY	EB	0.5%	0.0%	69.9%	15.8%	0.2%	3.9%	0.7%	0.5%	0.9%	7.4%	0.2%	0.1%	0.0%	0.0%	100.0%		
	WB	0.4%	0.0%	67.9%	16.7%	0.2%	4.7%	0.9%	0.6%	0.9%	7.5%	0.1%	0.0%	0.0%	0.0%	100.0%		
% TOTAL		0.5%	0.0%	68.9%	16.2%	0.2%	4.3%	0.8%	0.5%	0.9%	7.5%	0.1%	0.0%	0.0%	0.0%	100.0%		
PRIOR YEARS SUMMARY DATA (AVERAGE AADT)																		
2002	EB	46	0	4,581	1,108	11	194	61	21	33	378	6	1	0	0	6,620	12,948	
	WB	38	0	4,464	1,089	12	199	62	18	42	396	7	1	0	0	6,328		
2000	EB	No classification data available																12,990
	WB	34		4,554	1,220	15	153	32	23	38	420	5	1	0	0	6,495		
1999	EB	39	0	4,797	1,264	14	124	36	21	45	243	5	1	0	0	6,589	13,054	
	WB	43	0	4,698	1,241	13	111	23	15	37	280	3	1	0	0	6,465		
1998	EB	32		4,830	1,235	12	176	24	10	34	304	4	2	0	0	6,663	13,152	
	WB	36		4,733	1,172	13	159	26	8	44	293	4	1	0	0	6,489		
1997	EB	44	0	4,553	1,097	8	114	23	10	36	351	6	2	0	0	6,244	12,363	
	WB	48	0	4,601	933	8	111	36	5	53	319	4	1	0	0	6,119		

New Jersey Department of Transportation
 Bureau of Transportation Data Development
 Roadway Systems Section

DAILY WEEKDAY (MONDAY THRU FRIDAY ONLY) AVERAGE BY VEHICLE CLASSIFICATION (FHWA 13 CLASSIFICATION SCHEME)

LOCATION: US-40 (EB/WB), MP 28.4, Franklin Twp., Gloucester Co.
 F.C.= 14 (System out of commission)

MONTH	DIR	Unclass	Motor-cycle	Auto	2-Axle 4-Tire	Bus	2-Axle 6-Tire	3-Axle 1-Unit	4-Axle 1-Unit	<=4-Axle 1-Trailer	5-Axle 1-Trailer	>=6-Axle 1-Trailer	<=4-Axle 2-Trailer	6-Axle 2-Trailer	>=7-Axle 2-Trailer	MONTHLY ADT	
		0	1	2	3	4	5	6	7	8	9	10	11	12	13	EB	COMBINE
		0	1	2	3	4	5	6	7	8	9	10	11	12	13	WB	
No new data available																	
PRIOR YEARS SUMMARY DATA (AVERAGE AADT)																	
1999	EB	23	0	2,903	947	0	230	38	10	24	153	2	0	0	0	4,330	8,722
	WB	16	0	3,052	840	4	249	37	12	28	148	5	1	0	0	4,392	
1998	EB	30		3,349	953	11	254	39	15	32	176	4	1	0	0	4,864	9,514
	WB	46		3,150	923	4	285	36	12	29	158	7	0	0	0	4,650	
1997	EB	26	0	3,282	926	10	309	38	10	35	214	5	1	0	0	4,856	9,511
	WB	28	0	3,109	903	9	325	30	14	33	189	14	1	0	0	4,655	
1996	EB	22	0	3,333	894	9	268	36	9	32	195	6	0	0	0	4,804	9,490
	WB	34	0	3,131	897	8	286	31	15	32	235	17	0	0	0	4,686	
1995	EB	26	0	3,511	890	8	188	28	7	27	197	7	1	0	0	4,890	9,599
	WB	26	0	3,186	900	7	277	30	7	22	232	21	1	0	0	4,709	

New Jersey Department of Transportation
Bureau of Transportation Data Development
Roadway Systems Section

DAILY WEEKDAY (MONDAY THRU FRIDAY ONLY) AVERAGE BY VEHICLE CLASSIFICATION (FHWA 13 CLASSIFICATION SCHEME)

LOCATION: US-46, MP 25.2, Mount Olive, Morris County
F.C.= 02 2586.9361 2595.43 379.502 375.599

MONTH	DIR	Unclass	Motor-cycle	Auto	2-Axle 4-Tire	Bus	2-Axle 6-Tire	3-Axle 1-Unit	4-Axle 1-Unit	<=4-Axle 1-Trailer	5-Axle 1-Trailer	>=6-Axle 1-Trailer	<=4-Axle 2-Trailer	6-Axle 2-Trailer	>=7-Axle 2-Trailer	MONTHLY ADT	
		0	1	2	3	4	5	6	7	8	9	10	11	12	13	EB	COMBINE
																	WB
JAN 2002	EB	30	-	8,704	2,384	26	349	54	6	31	72	1	-	-	-	11,657	23,423
	WB	30	-	8,774	2,406	23	353	47	13	29	76	15	-	-	-	11,766	
FEB 2002	EB	12	-	9,067	2,500	43	409	59	3	38	96	1	-	-	-	12,228	24,488
	WB	17	-	9,104	2,514	37	398	53	11	30	78	18	-	-	-	12,260	
MAR 2002	EB	18	-	9,406	2,586	47	379	66	6	40	100	1	-	-	-	12,649	25,355
	WB	20	-	9,462	2,595	48	375	56	14	36	85	15	-	-	-	12,706	
APR 2002	EB	33	-	9,580	2,687	18	434	69	3	39	125	3	-	-	-	12,991	25,814
	WB	42	-	9,589	2,548	13	429	62	6	30	85	19	-	-	-	12,823	
MAY 2002	EB	19	-	9,788	2,636	28	454	79	3	52	105	2	-	-	-	13,166	26,286
	WB	21	-	9,715	2,682	25	445	75	6	41	92	18	-	-	-	13,120	
JUN 2002	EB	19	-	10,176	2,689	29	449	87	6	52	93	2	-	-	-	13,602	27,128
	WB	19	-	9,928	2,833	27	478	87	4	45	88	17	-	-	-	13,526	
JUL 2002	EB															-	-
	WB																
AUG 2002	EB	17	-	9,921	2,604	29	473	96	6	52	95	3	-	-	-	13,296	26,498
	WB	18	-	9,857	2,620	24	430	83	19	47	86	18	-	-	-	13,202	
SEP 2002	EB	17	-	9,305	2,968	30	445	78	3	49	99	2	-	-	-	12,996	25,961
	WB	17	-	9,443	2,797	25	453	72	13	43	85	17	-	-	-	12,965	
OCT 2002	EB	20	-	9,216	2,972	27	459	83	5	49	101	2	-	-	-	12,934	25,885
	WB	17	-	9,383	2,826	26	464	74	18	41	86	16	-	-	-	12,951	
NOV 2002	EB																
	WB																
DEC 2002	EB																
	WB																
AVERAGE	EB	21	0	9,463	2,670	31	428	75	5	45	98	2	0	0	0	12,835	25,649
	WB	22	0	9,473	2,647	28	425	68	12	38	85	17	0	0	0	12,813	
TOTAL (EB+WB)		43	0	18,935	5,316	58	853	142	16	83	183	19	0	0	0	25,649	
% DAILY	EB	0.2%	0.0%	73.7%	20.8%	0.2%	3.3%	0.6%	0.0%	0.3%	0.8%	0.0%	0.0%	0.0%	0.0%	100.0%	
	WB	0.2%	0.0%	73.9%	20.7%	0.2%	3.3%	0.5%	0.1%	0.3%	0.7%	0.1%	0.0%	0.0%	0.0%	100.0%	
% TOTAL		0.2%	0.0%	73.8%	20.7%	0.2%	3.3%	0.6%	0.1%	0.3%	0.7%	0.1%	0.0%	0.0%	0.0%	100.0%	
No data available																	
PRIOR YEARS SUMMARY DATA (AVERAGE AADT)																	
2001	NB	29	0	8,920	2,454	32	360	96	3	29	74	2	0	0	0	11,999	24,042
	SB	31	0	8,956	2,460	28	356	94	10	25	76	7	0	0	0	12,043	

New Jersey Department of Transportation
Bureau of Transportation Data Development
Roadway Systems Section

DAILY WEEKDAY (MONDAY THRU FRIDAY ONLY) AVERAGE BY VEHICLE CLASSIFICATION (FHWA 13 CLASSIFICATION SCHEME)

LOCATION: NJ-55 (NB/SB), Vineland Twp., Cumberland Co.
F.C.= 12 (System Out of Commission)

MONTH	DIR	Unclass	Motor-cycle	Auto	2-Axle	Bus	2-Axle	3-Axle	4-Axle	<=4-Axle	5-Axle	>=6-Axle	<=4-Axle	6-Axle	>=7-Axle	MONTHLY ADT	
		0	1	2	3	4	5	6	7	8	9	10	11	12	13	NB	COMBINE
No new data available																	
PRIOR YEARS SUMMARY DATA (AVERAGE AADT)																	
1999	NB	130	0	10,480	2,353	32	491	84	163	105	726	28	13	0	0	14,605	29,045
	SB	134	0	10,269	2,422	35	516	157	62	145	670	19	11	0	0	14,440	
1998	NB	187		9,404	2,800	27	460	79	133	131	676	34	10	0	0	13,941	27,915
	SB	126		9,566	2,772	19	461	155	52	97	694	24	8	0	0	13,974	
1997	NB	176	0	10,261	2,095	14	288	90	143	102	686	39	8	0	0	13,902	27,813
	SB	146	0	9,982	2,306	16	460	156	28	128	642	38	9	0	0	13,911	
1996	NB	155	0	9,730	2,357	13	574	68	101	96	688	34	8	0	0	13,824	28,362
	SB	143	0	10,702	2,263	15	622	123	33	77	531	25	4	0	0	14,538	
1995	NB	181	0	8,692	2,346	18	392	61	81	106	636	42	8	0	0	12,563	25,616
	SB	183		9,593	2,321	7	242	66	21	87	496	33	4	0	0	13,053	
1994	NB	181	0	8,886	2,228	17	348	96	66	123	561	46	6	0	0	12,558	26,327
	SB	144	0	9,642	2,681	20	376	126	34	101	603	38	4	0	0	13,769	
1993	NB	160	0	9,258	2,508	17	365	78	67	112	599	52	6	0	0	13,222	26,379
	SB	100		9,892	2,092	12	352	111	18	108	441	28	3	0	0	13,157	

New Jersey Department of Transportation
Bureau of Transportation Data Development
Roadway Systems Section

DAILY WEEKDAY (MONDAY THRU FRIDAY ONLY) AVERAGE BY VEHICLE CLASSIFICATION (FHWA 13 CLASSIFICATION SCHEME)

LOCATION: NJ-55 (NB/SB), Deptford Twp., Gloucester Co.
F.C.= 12 5878.2935 6271.888 634.61 652.636

MONTH	DIR	Unclass	Motor-cycle	Auto	2-Axle 4-Tire	Bus	2-Axle 6-Tire	3-Axle 1-Unit	4-Axle 1-Unit	<=4-Axle 1-Trailer	5-Axle 1-Trailer	>=6-Axle 1-Trailer	<=4-Axle 2-Trailer	6-Axle 2-Trailer	>=7-Axle 2-Trailer	MONTHLY ADT	
		0	1	2	3	4	5	6	7	8	9	10	11	12	13	NB	COMBINE
		0	1	2	3	4	5	6	7	8	9	10	11	12	13	SB	
JAN 2002	NB	52	-	21,074	4,934	50	530	193	80	155	762	15	10	-	-	27,855	54,841
	SB	54	-	20,386	5,040	42	513	152	78	140	561	10	8	-	2	26,986	
FEB 2002	NB	43	-	22,519	5,150	180	599	167	155	215	1,013	23	13	-	-	30,077	62,958
	SB	56	-	24,472	6,262	48	651	205	124	212	821	18	11	-	1	32,881	
MAR 2002	NB	29	-	23,470	5,878	209	634	146	175	291	989	23	10	-	-	31,854	64,783
	SB	50	-	24,316	6,271	59	652	214	129	233	977	15	12	-	1	32,929	
APR 2002	NB	118	-	23,908	6,317	241	724	136	159	339	840	27	7	1	-	32,817	66,469
	SB	129	-	24,882	6,154	56	737	254	154	208	1,045	17	13	2	1	33,652	
MAY 2002	NB	61	-	23,549	6,322	215	821	134	209	179	906	26	5	-	-	32,427	65,511
	SB	58	-	24,179	6,320	63	873	234	153	193	978	14	14	3	2	33,084	
JUN 2002	NB	77	-	24,365	6,221	74	868	246	218	218	1,097	40	14	1	-	33,439	67,813
	SB	117	-	25,089	6,577	66	881	244	169	198	992	22	15	3	1	34,374	
JUL 2002	NB	60	-	23,439	6,285	66	844	250	215	197	1,043	36	14	-	-	32,449	65,890
	SB	89	-	24,296	6,550	54	903	239	158	187	930	19	13	2	1	33,441	
AUG 2002	NB	51	-	24,154	6,180	53	877	301	229	216	1,080	40	14	-	-	33,195	67,518
	SB	48	-	25,155	6,578	52	895	259	174	195	932	17	15	2	1	34,323	
SEP 2002	NB	65	-	24,391	5,722	60	991	257	211	209	1,068	38	14	-	-	33,026	66,822
	SB															33,796	
OCT 2002	NB	83	-	23,956	5,566	82	1,043	242	241	205	1,052	45	17	2	-	32,534	66,145
	SB															33,611	
NOV 2002	NB																
NOV 2002	SB																
DEC 2002	NB																
	SB																
AVERAGE	NB	64	0	23,483	5,858	123	793	207	189	222	985	31	12	0	0	31,967	64,875
	SB	75	0	24,097	6,219	55	763	225	142	196	905	17	13	2	1	32,908	
TOTAL (NB+SB)		139	0	47,579	12,077	178	1,556	432	332	418	1,890	48	24	2	1	64,875	
% DAILY	NB	0.2%	0.0%	73.5%	18.3%	0.4%	2.5%	0.6%	0.6%	0.7%	3.1%	0.1%	0.0%	0.0%	0.0%	100.0%	
	SB	0.2%	0.0%	73.2%	18.9%	0.2%	2.3%	0.7%	0.4%	0.6%	2.7%	0.1%	0.0%	0.0%	0.0%	100.0%	
% TOTAL		0.2%	0.0%	73.3%	18.6%	0.3%	2.4%	0.7%	0.5%	0.6%	2.9%	0.1%	0.0%	0.0%	0.0%	100.0%	
No data available																	
PRIOR YEARS SUMMARY DATA (AVERAGE AADT)																	
2001	NB	127	0	22,205	5,491	48	593	177	153	164	767	23	10	0	0	29,756	59,965
	SB	208	0	22,485	5,754	40	599	195	91	137	678	13	9	0	0	30,209	
2000	NB	180		21,515	5,058	62	709	145	140	175	714	28	7	0	0	28,733	57,438
	SB	210		21,698	5,061	38	692	159	81	134	612	12	8	0	0	28,705	
1999	NB	217	0	19,739	4,309	41	655	119	103	133	648	28	7	0	0	25,999	53,323
	SB	196	0	21,022	4,323	31	663	172	64	134	693	18	8	0	0	27,324	
1998	NB	152		18,744	4,197	38	648	125	115	134	673	29	7	0	0	24,862	50,876
	SB	138		19,912	4,223	33	626	175	69	128	684	20	6	0	0	26,014	
1997	NB	174	0	19,410	4,040	39	650	127	103	135	660	34	8	0	0	25,380	51,384
	SB	144	0	19,958	4,156	34	672	168	63	126	653	22	8	0	0	26,004	
1996	NB	181	0	18,772	4,117	39	577	111	85	136	662	37	8	0	0	24,725	50,542
	SB	281	0	19,731	4,116	35	641	157	43	128	655	22	8	0	0	25,817	
1995	NB	162	0	18,236	4,142	31	551	107	63	133	647	40	8	0	0	24,120	48,983
	SB	165	0	18,959	4,111	29	618	138	38	128	644	26	7	0	0	24,863	
1994	NB	170	0	19,116	4,153	25	566	135	61	130	641	46	7	0	0	25,050	50,530
	SB	162	0	19,571	4,135	26	576	151	43	126	649	36	5	0	0	25,480	
1993	NB	169		18,506	3,986	21	534	117	48	129	618	44	7	0	0	24,179	48,987
	SB	165		19,155	3,929	21	570	142	37	130	621	32	6	0	0	24,808	

New Jersey Department of Transportation
Bureau of Transportation Data Development
Roadway Systems Section

DAILY WEEKDAY (MONDAY THRU FRIDAY ONLY) AVERAGE BY VEHICLE CLASSIFICATION (FHWA 13 CLASSIFICATION SCHEME)

LOCATION: NJ-68 (NB/SB), MP 3.0, Springfield Twp., Burlington Co.
F.C.= 06 284.38274 325.4196 53.4158 54.0511

MONTH	DIR	Unclass	Motor-cycle	Auto	2-Axle	Bus	2-Axle	3-Axle	4-Axle	<=4-Axle	5-Axle	>=6-Axle	<=4-Axle	6-Axle	>=7-Axle	MONTHLY ADT	
		0	1	2	3	4	5	6	7	8	9	10	11	12	13	NB	SB
JAN 2002	NB	4	-	1,504	296	16	72	11	5	9	32	-	-	-	-	1,949	4,046
	SB	15	-	1,594	318	20	79	19	1	11	40	-	-	-	-	2,097	
FEB 2002	NB	4	-	1,411	276	16	73	12	1	6	23	-	-	-	-	1,822	3,846
	SB	10	-	1,538	318	17	79	18	1	11	32	-	-	-	-	2,024	
MAR 2002	NB	5	-	1,434	284	18	79	9	4	10	28	-	-	-	-	1,871	3,937
	SB	18	-	1,551	339	21	74	14	4	12	33	-	-	-	-	2,066	
APR 2002	NB	6	-	1,538	302	17	82	21	2	11	29	-	-	-	-	2,008	4,309
	SB	15	-	1,741	355	19	89	22	11	17	31	1	-	-	-	2,301	
MAY 2002	NB	6	-	1,552	309	16	96	18	4	10	34	2	-	-	-	2,047	4,343
	SB	15	-	1,714	356	18	110	24	4	15	38	2	-	-	-	2,296	
JUN 2002	NB	5	-	1,729	318	14	89	36	5	13	70	2	-	-	-	2,281	4,861
	SB	17	-	1,936	363	16	114	28	14	22	68	1	1	-	-	2,580	
JUL 2002	NB	7	-	1,431	393	18	108	14	4	15	34	1	-	-	-	2,025	4,290
	SB	15	-	1,611	436	21	103	20	2	17	39	1	-	-	-	2,265	
AUG 2002	NB	6	-	1,410	371	18	108	13	2	9	33	1	-	-	-	1,971	4,200
	SB	19	-	1,571	436	19	106	20	5	15	38	-	-	-	-	2,229	
SEP 2002	NB	5	-	1,339	330	22	106	12	1	9	31	-	-	-	-	1,855	3,979
	SB	17	-	1,490	412	21	101	17	7	18	40	1	-	-	-	2,124	
OCT 2002	NB	4	-	1,370	338	27	77	10	3	10	36	1	-	-	-	1,876	3,999
	SB	24	-	1,452	433	28	114	13	6	18	34	1	-	-	-	2,123	
NOV 2002	NB	6	-	1,244	405	20	75	16	3	9	34	1	-	-	-	1,813	3,825
	SB	25	-	1,316	474	20	109	15	6	17	30	-	-	-	-	2,012	
DEC 2002	NB																
	SB																
AVERAGE	NB	5	0	1,451	329	18	88	16	3	10	35	1	0	0	0	1,956	4,149
	SB	17	0	1,592	385	20	98	19	6	16	38	1	0	0	0	2,192	
TOTAL (NB+SB)		23	0	3,043	715	38	186	35	9	26	73	1	0	0	0	4,149	
% DAILY	NB	0.3%	0.0%	74.2%	16.8%	0.9%	4.5%	0.8%	0.2%	0.5%	1.8%	0.0%	0.0%	0.0%	0.0%	100.0%	
	SB	0.8%	0.0%	72.6%	17.6%	0.9%	4.5%	0.9%	0.3%	0.7%	1.8%	0.0%	0.0%	0.0%	0.0%	100.0%	
% TOTAL		0.5%	0.0%	73.4%	17.2%	0.9%	4.5%	0.8%	0.2%	0.6%	1.8%	0.0%	0.0%	0.0%	0.0%	100.0%	
No data available																	
PRIOR YEARS SUMMARY DATA (AVERAGE AADT)																	
2002	NB	15	0	2,121	410	9	77	22	4	10	27	0	0	0	0	2,694	5,478
	SB	21	0	2,173	439	9	73	24	3	11	31	1	0	0	0	2,784	
2000	NB	17		2,303	438	6	66	25	6	10	29	1	0	0	0	2,901	5,854
	SB	19		2,330	461	6	64	24	5	10	33	1	0	0	0	2,953	
1999	NB	14	0	2,316	451	7	56	23	6	11	31	1	0	0	0	2,916	5,889
	SB	12	0	2,373	445	7	53	28	6	9	38	2	0	0	0	2,973	
1998	NB	19		2,186	443	4	68	20	3	9	25	1	0	0	0	2,778	5,688
	SB	23		2,281	453	6	70	23	6	9	37	2	0	0	0	2,910	
1997	NB	20	0	2,206	390	19	61	14	3	12	21	2	0	0	0	2,748	5,628
	SB	19	0	2,335	381	18	60	16	5	15	25	3	1	0	2	2,880	

New Jersey Department of Transportation
Bureau of Transportation Data Development
Roadway Systems Section

DAILY WEEKDAY (MONDAY THRU FRIDAY ONLY) AVERAGE BY VEHICLE CLASSIFICATION (FHWA 13 CLASSIFICATION SCHEME)

LOCATION: NJ-72 (EB/WB), MP 2.1, Woodland Twp., Burlington Co.
F.C.= 02 529.9737 526.8808 154.681 164.508

MONTH	DIR	Unclass	Motor-cycle	Auto	2-Axle	Bus	2-Axle	3-Axle	4-Axle	<=4-Axle	5-Axle	>=6-Axle	<=4-Axle	6-Axle	>=7-Axle	MONTHLY ADT	
		0	1	2	3	4	5	6	7	8	9	10	11	12	13	EB	WB
JAN 2002	EB	16	-	2,681	508	17	148	73	20	13	93	3	-	-	-	3,572	7,178
	WB	29	-	2,620	512	15	159	20	128	15	103	5	-	-	-	3,606	
FEB 2002	EB	15	-	2,623	503	20	187	59	18	17	86	3	-	-	-	3,531	7,070
	WB	36	-	2,592	498	16	155	20	113	13	89	6	1	-	-	3,539	
MAR 2002	EB	21	-	2,766	529	21	156	80	27	23	101	2	-	-	-	3,726	7,464
	WB	45	-	2,695	526	19	164	19	131	16	111	10	2	-	-	3,738	
APR 2002	EB	18	-	3,073	619	26	164	101	32	22	91	2	-	-	-	4,148	8,254
	WB	15	-	2,940	601	27	188	31	168	27	99	9	1	-	-	4,106	
MAY 2002	EB	28	-	3,694	723	28	227	82	31	22	97	3	-	-	-	4,935	9,696
	WB	11	-	3,618	677	20	212	39	90	27	60	6	1	-	-	4,761	
JUN 2002	EB	28	-	4,885	758	27	250	77	37	28	90	2	-	-	-	6,182	11,772
	WB	13	-	4,457	684	7	175	23	128	19	79	3	1	-	1	5,590	
JUL 2002	EB	27	-	5,660	793	30	240	89	24	24	102	3	-	-	-	6,992	13,105
	WB	16	-	4,826	794	6	177	30	140	24	96	3	1	-	-	6,113	
AUG 2002	EB	22	-	4,975	742	30	246	91	29	27	115	2	-	-	-	6,279	12,280
	WB	58	-	4,615	767	7	205	29	159	26	123	10	2	-	-	6,001	
SEP 2002	EB	21	-	3,646	700	39	217	94	29	27	108	3	-	-	-	4,884	9,825
	WB	24	-	3,670	702	12	184	35	161	26	118	7	2	-	-	4,941	
OCT 2002	EB	16	-	2,752	818	40	221	103	37	28	134	3	-	-	-	4,152	8,482
	WB	17	-	2,755	986	10	163	52	176	23	135	11	1	-	1	4,330	
NOV 2002	EB	18	-	2,616	926	32	194	60	19	21	96	3	-	-	-	3,985	7,926
	WB	17	-	2,530	921	5	184	29	131	14	99	10	1	-	-	3,941	
DEC 2002	EB																
	WB																
AVERAGE	EB	21	0	3,579	693	28	205	83	28	23	101	3	0	0	0	4,762	9,368
	WB	26	0	3,393	697	13	179	30	139	21	101	7	1	0	0	4,606	
TOTAL (EB+WB)		46	0	6,972	1,390	41	383	112	166	44	202	10	1	0	0	9,368	
% DAILY	EB	0.4%	0.0%	75.2%	14.5%	0.6%	4.3%	1.7%	0.6%	0.5%	2.1%	0.1%	0.0%	0.0%	0.0%	100.0%	
	WB	0.6%	0.0%	73.7%	15.1%	0.3%	3.9%	0.6%	3.0%	0.5%	2.2%	0.2%	0.0%	0.0%	0.0%	100.0%	
% TOTAL		0.5%	0.0%	74.4%	14.8%	0.4%	4.1%	1.2%	1.8%	0.5%	2.2%	0.1%	0.0%	0.0%	0.0%	100.0%	
No data available																	
PRIOR YEARS SUMMARY DATA (AVERAGE AADT)																	
2001	EB	27	0	3,515	646	12	189	47	11	18	76	1	0	0	0	4,542	9,192
	WB	34	0	3,546	656	10	205	14	75	25	82	3	1	0	1	4,651	
2000	EB	33		3,079	727	6	123	51	7	22	78	2	0	0	0	4,128	8,828
	WB	30		3,593	742	3	149	17	65	17	78	5	1	0	0	4,700	
1999	EB	32	0	3,054	697	3	132	41	4	12	62	1	0	0	0	4,038	8,812
	WB	28	0	3,763	690	2	154	15	43	9	65	4	1	0	0	4,774	
1998	EB	27		3,393	677	2	146	72	9	13	71	2	0	0	0	4,412	9,202
	WB	27		3,733	706	2	152	30	47	12	78	2	1	0	0	4,790	
1997	EB	28	0	2,777	615	2	128	39	1	13	67	1	0	0	0	3,671	7,536
	WB	23	0	2,927	638	4	142	18	29	11	70	2	1	0	0	3,865	

New Jersey Department of Transportation
Bureau of Transportation Data Development
Roadway Systems Section

DAILY WEEKDAY (MONDAY THRU FRIDAY ONLY) AVERAGE BY VEHICLE CLASSIFICATION (FHWA 13 CLASSIFICATION SCHEME)

LOCATION: I-78 (EB/WB), MP 14.5, Union Twp., Hunterdon Co.
F.C.= 01

MONTH	DIR	Unclass	Motor-cycle	Auto	2-Axle 4-Tire	Bus	2-Axle 6-Tire	3-Axle 1-Unit	4-Axle 1-Unit	<=4-Axle 1-Trailer	5-Axle 1-Trailer	>=6-Axle 1-Trailer	<=6-Axle 2-Trailer	6-Axle 2-Trailer	>=7-Axle 2-Trailer	MONTHLY ADT	
		0	1	2	3	4	5	6	7	8	9	10	11	12	13	EB	COMBINE
No new data available																	
PRIOR YEARS SUMMARY DATA (AVERAGE AADT)																	
2000	EB	131		26,540	4,070	104	1,219	263	45	468	4,874	39	263	46	4	38,066	76,009
	WB	179	0	27,012	4,146	110	1,294	281	53	480	4,202	27	124	33	2	37,943	
1999	EB	111	0	25,627	4,312	107	1,260	233	38	412	4,676	69	271	45	8	37,169	75,002
	WB	180	0	26,651	4,339	102	1,235	298	72	485	4,177	87	202	3	2	37,833	
1998	EB	138		24,416	4,015	103	1,046	228	36	385	4,497	53	272	45	3	35,237	71,401
	WB	131		25,171	4,065	98	1,163	227	73	566	4,271	98	298	1	2	36,164	
1997	EB	No classification data available														34,364	68,118
	WB	198	0	23,161	4,062	82	1,173	202	50	472	3,970	81	289	12	2	33,754	
1996	EB	192	0	23,752	4,140	63	1,175	178	28	340	3,077	105	220	44	2	33,316	65,828
	WB	119	0	22,202	4,089	94	1,156	202	21	376	3,868	49	285	50	1	32,512	
1995	EB	172	0	23,314	4,119	107	857	179	29	417	3,969	101	280	59	2	33,605	65,880
	WB	174		22,190	4,027	99	957	200	25	394	3,837	47	270	54	1	32,275	
1994	EB	177		22,859	4,064	98	801	248	37	428	3,395	22	133	23	1	32,286	64,209
	WB	194	0	22,069	4,025	107	715	225	21	397	3,794	45	274	57	0	31,923	

New Jersey Department of Transportation
 Bureau of Transportation Data Development
 Roadway Systems Section

DAILY WEEKDAY (MONDAY THRU FRIDAY ONLY) AVERAGE BY VEHICLE CLASSIFICATION (FHWA 13 CLASSIFICATION SCHEME)

LOCATION: I-78 (WB), MP 34.5, Bernards Twp., Somerset Co.
 F.C.= 01 West Bound Only #DIV/0! 4443.36 #DIV/0! 570.19

MONTH	DIR	Unclass	Motor-cycle	Auto	2-Axle 4-Tire	Bus	2-Axle 6-Tire	3-Axle 1-Unit	4-Axle 1-Unit	<=4-Axle 1-Trailer	5-Axle 1-Trailer	>=6-Axle 1-Trailer	<=4-Axle 2-Trailer	6-Axle 2-Trailer	>=7-Axle 2-Trailer	MONTHLY ADT		
		0	1	2	3	4	5	6	7	8	9	10	11	12	13	EB	COMBINE	
JAN 2002	EB																	
	WB	72	-	29,137	4,028	128	515	257	107	210	3,044	29	100	18	1	37,646	37,646	
FEB 2002	EB																	
	WB	81	-	29,096	4,022	131	516	252	77	231	2,966	27	94	17	-	37,510	37,510	
MAR 2002	EB																	
	WB	88	-	29,806	4,125	143	529	248	100	235	3,054	27	96	19	-	38,470	38,470	
APR 2002	EB																	
	WB	108	-	29,927	4,474	149	597	277	114	250	3,206	31	92	18	1	39,244	39,244	
MAY 2002	EB																	
	WB	128	-	30,237	5,059	157	615	296	130	261	3,116	31	92	20	1	40,143	40,143	
JUN 2002	EB																	
	WB	143	-	31,331	5,358	124	690	285	125	325	2,910	30	89	20	-	41,430	41,430	
JUL 2002	EB																	
	WB	133	-	30,079	5,011	147	788	282	129	271	2,946	32	81	1		39,900	39,900	
AUG 2002	EB																	
	WB	144	-	30,477	5,736	130	780	329	174	258	3,170	33	93	16	-	41,340	41,340	
SEP 2002	EB																	
	WB	142	-	30,380	5,684	149	811	339	194	278	3,472	39	101	20	1	41,610	41,610	
OCT 2002	EB																	
	WB	148	-	30,048	5,742	134	782	306	191	277	3,162	33	92	16	-	40,931	40,931	
NOV 2002	EB																	
	WB																	
DEC 2002	EB																	
	WB																	
AVERAGE	EB																	
	WB	119	0	30,052	4,924	139	662	287	134	260	3,105	31	93	17	0	39,822	39,822	
TOTAL (EB+WB)																		
% DAILY	EB																	
	WB	0.3%	0.0%	75.5%	12.4%	0.3%	1.7%	0.7%	0.3%	0.7%	7.8%	0.1%	0.2%	0.0%	0.0%	100.0%		WB ONLY
% TOTAL																		
No data available																		
PRIOR YEARS SUMMARY DATA (AVERAGE AADT)																		
2001	EB	No data available																
	WB	156	0	26,310	3,629	126	466	244	116	202	2,450	33	88	16	1	33,835	33,835	
2000	EB	No data available																
	WB	85		25,890	3,706	119	496	237	114	214	2,523	28	78	15	1	33,506	33,506	

New Jersey Department of Transportation
 Bureau of Transportation Data Development
 Roadway Systems Section

DAILY WEEKDAY (MONDAY THRU FRIDAY ONLY) AVERAGE BY VEHICLE CLASSIFICATION (FHWA 13 CLASSIFICATION SCHEME)

LOCATION: I-80 (EB/WB), MP 8.5, Knowlton Twp., Warren Co.
 F.C.= 01 1665.3972 #VALUE! 556.875 #VALUE!

MONTH	DIR	Unclass	Motor-cycle	Auto	2-Axle 4-Tire	Bus	2-Axle 6-Tire	3-Axle 1-Unit	4-Axle 1-Unit	<=4-Axle 1-Trailer	5-Axle 1-Trailer	>=6-Axle 1-Trailer	<=4-Axle 2-Trailer	6-Axle 2-Trailer	>=7-Axle 2-Trailer	MONTHLY ADT		
		0	1	2	3	4	5	6	7	8	9	10	11	12	13	EB	WB	COMBINE
JAN 2002	EB																21,662	
	WB																22,422	44,084
FEB 2002	EB																21,889	
	WB																-	43,778
MAR 2002	EB																22,152	
	WB																-	44,304
APR 2002	EB																23,594	
	WB																23,652	47,246
MAY 2002	EB	104	-	17,783	4,596	95	743	133	36	172	2,541	156	58	13	2		26,432	
	WB																25,038	51,470
JUN 2002	EB	186	-	16,100	4,464	104	705	122	25	145	3,027	37	39	25	4		24,957	
	WB																24,905	49,862
JUL 2002	EB	152	-	16,967	4,531	107	806	139	29	146	3,242	37	51	27	4		26,238	
	WB																27,721	53,959
AUG 2002	EB																27,773	
	WB																29,003	56,776
SEP 2002	EB																24,719	
	WB																24,350	49,069
OCT 2002	EB																	
	WB																	
NOV 2002	EB																	
	WB																	
DEC 2002	EB																	
	WB																	
AVERAGE	EB	147	0	16,950	4,530	102	751	131	30	154	2,937	77	49	22	3		24,380	
	WB																25,299	49,678
TOTAL (EB+WB)																	49,678	
% DAILY	EB	0.6%	0.0%	69.5%	18.6%	0.4%	3.1%	0.5%	0.1%	0.6%	12.0%	0.3%	0.2%	0.1%	0.0%		100.0%	
	WB																	
% TOTAL																		
No data available																		
PRIOR YEARS SUMMARY DATA (AVERAGE AADT)																		
2001	EB	213	0	17,406	1,753	85	586	132	43	175	2,743	71	89	13	2		23,311	
	WB	174	0	15,814	1,566	72	489	88	37	132	2,432	43	99	13	2		20,958	44,268
2000	EB	137		16,944	1,413	72	451	138	71	202	3,262	108	107	12	6		22,923	
	WB	124		15,173	1,396	81	422	107	40	191	2,678	126	93	15	22		20,468	43,391
1999	EB	159	0	17,042	1,313	97	439	102	26	162	2,469	77	75	11	1		21,973	
	WB	165	0	16,951	1,323	65	441	114	42	115	1,982	164	49	7	2		21,420	43,393
1998	EB	115		17,004	1,360	96	469	97	39	148	1,978	147	76	18	2		21,549	
	WB	111		15,960	1,328	72	456	127	41	105	1,679	239	39	8	14		20,179	41,728
1997	EB	118	0	15,399	1,336	98	458	91	34	139	1,866	82	85	9	1		19,716	
	WB	128	0	15,729	1,343	62	488	101	58	122	1,386	167	52	7	1		19,644	39,360
1996	EB	150	0	16,563	1,298	124	488	89	16	181	2,368	122	107	16	1		21,523	
	WB	122	0	15,209	1,258	98	456	90	17	195	2,079	140	85	13	1		19,763	41,286
1995	EB	135	0	14,930	1,287	112	408	73	18	168	2,022	132	114	13	2		19,414	
	WB	151	0	15,271	1,258	123	418	82	23	163	2,142	120	94	15	1		19,861	39,275

New Jersey Department of Transportation
Bureau of Transportation Data Development
Roadway Systems Section

DAILY WEEKDAY (MONDAY THRU FRIDAY ONLY) AVERAGE BY VEHICLE CLASSIFICATION (FHWA 13 CLASSIFICATION SCHEME)

LOCATION: I-80 (EB/WB), MP 32.4, Roxbury Twp., Morris Co.
F.C.= 11 5650.7274 5733.972 1408.94 1513.21

MONTH	DIR	Unclass	Motor-cycle	Auto	2-Axle 4-Tire	Bus	2-Axle 6-Tire	3-Axle 1-Unit	4-Axle 1-Unit	<=4-Axle 1-Trailer	5-Axle 1-Trailer	>=6-Axle 1-Trailer	<=4-Axle 2-Trailer	6-Axle 2-Trailer	>=7-Axle 2-Trailer	MONTHLY ADT	
		0	1	2	3	4	5	6	7	8	9	10	11	12	13	EB	COMBINE
		0	1	2	3	4	5	6	7	8	9	10	11	12	13	WB	
JAN 2002	EB	156	-	41,377	5,546	95	1,395	379	51	312	3,873	44	93	7	1	53,329	108,244
	WB	152	-	42,614	5,711	99	1,472	354	71	268	4,005	69	93	6	1	54,915	
FEB 2002	EB	179	-	42,352	5,686	99	1,417	370	56	346	3,873	38	104	13	1	54,534	110,141
	WB	196	-	43,322	5,782	114	1,525	394	51	287	3,765	58	105	8	-	55,607	
MAR 2002	EB	119	-	42,001	5,650	155	1,408	363	127	338	3,863	46	106	15	2	54,193	109,336
	WB	185	-	42,792	5,733	95	1,513	430	65	278	3,872	65	105	9	1	55,143	
APR 2002	EB	101	-	42,899	6,075	160	1,810	411	81	349	4,074	61	108	15	2	56,146	113,258
	WB	159	-	43,558	6,373	125	1,812	428	60	305	4,113	69	99	10	1	57,112	
MAY 2002	EB	126	-	44,433	6,235	181	1,807	442	77	357	3,919	62	105	15	2	57,761	116,279
	WB	131	-	44,742	6,638	150	1,854	452	72	315	3,988	70	94	11	1	58,518	
JUN 2002	EB	133	-	44,630	6,323	154	1,843	442	54	419	4,136	68	111	16	3	58,332	118,792
	WB	192	-	46,851	6,266	146	1,865	417	65	343	4,116	75	109	14	1	60,460	
JUL 2002	EB	171	-	45,133	6,935	133	1,594	477	58	351	3,864	57	97	14	2	58,886	119,194
	WB	171	-	46,363	7,127	167	1,870	395	75	247	3,686	67	120	18	2	60,308	
AUG 2002	EB	178	-	46,037	7,522	150	1,951	460	66	408	4,152	64	115	18	2	61,123	123,124
	WB	114	-	47,255	7,878	185	2,098	372	65	235	3,572	68	133	21	5	62,001	
SEP 2002	EB	135	-	43,133	6,121	292	1,885	416	54	374	3,879	56	112	18	2	56,477	114,033
	WB	128	-	43,536	6,912	145	1,950	406	65	233	3,951	73	133	23	1	57,556	
OCT 2002	EB																
	WB																
NOV 2002	EB																
	WB																
DEC 2002	EB																
	WB																
AVERAGE	EB	144	0	43,555	6,233	158	1,679	418	69	362	3,959	55	106	15	2	56,753	114,711
	WB	159	0	44,559	6,491	136	1,773	405	65	279	3,896	68	110	13	1	57,958	
TOTAL (EB+WB)		303	0	88,114	12,724	294	3,452	823	135	641	7,856	123	216	28	3	114,711	
% DAILY	EB	0.3%	0.0%	76.7%	11.0%	0.3%	3.0%	0.7%	0.1%	0.6%	7.0%	0.1%	0.2%	0.0%	0.0%	100.0%	
	WB	0.3%	0.0%	76.9%	11.2%	0.2%	3.1%	0.7%	0.1%	0.5%	6.7%	0.1%	0.2%	0.0%	0.0%	100.0%	
% TOTAL		0.3%	0.0%	76.8%	11.1%	0.3%	3.0%	0.7%	0.1%	0.6%	6.8%	0.1%	0.2%	0.0%	0.0%	100.0%	
No data available																	
PRIOR YEARS SUMMARY DATA (AVERAGE AADT)																	
2001	EB	167	0	41,642	5,513	153	1,375	347	57	275	3,196	38	97	11	1	52,871	105,432
	WB	183	0	41,392	5,465	150	1,442	334	75	233	3,153	46	78	8	0	52,560	
2000	EB	122		42,054	4,891	148	1,488	315	47	297	3,225	37	98	10	1	52,733	107,417
	WB	128		43,771	5,347	161	1,379	368	47	288	3,079	38	71	6	1	54,684	
1999	EB	151	0	39,075	5,220	201	1,415	277	54	651	2,959	51	100	5	9	50,168	102,262
	WB	135	0	40,637	5,865	145	1,510	328	58	268	3,031	38	69	10	0	52,094	
1998	EB	123		35,331	4,070	163	1,278	279	59	675	2,445	44	97	5	10	44,579	97,231
	WB	116		41,909	5,460	156	1,287	369	58	291	2,880	37	76	13	0	52,652	
1997	EB																
	WB																
No data available																	
1996	EB																
	WB																
1995	EB	129		34,316	5,754	113	899	429	18	294	2,348	28	95	12	1	44,436	90,625
	WB	113		36,350	5,248	113	939	449	34	296	2,471	31	129	15	1	46,189	
1994	EB	116		33,583	5,653	109	884	407	19	292	2,318	27	95	12	1	43,516	87,879
	WB	168		35,115	5,017	110	877	397	32	264	2,225	28	115	14	1	44,363	

New Jersey Department of Transportation
Bureau of Transportation Data Development
Roadway Systems Section

DAILY WEEKDAY (MONDAY THRU FRIDAY ONLY) AVERAGE BY VEHICLE CLASSIFICATION (FHWA 13 CLASSIFICATION SCHEME)

LOCATION: I-80 (EB/WB), MP 38.1, Denville Twp., Morris Co.
F.C.= 11

MONTH	DIR	Unclass	Motor-cycle	Auto	2-Axle 4-Tire	Bus	2-Axle 6-Tire	3-Axle 1-Unit	4-Axle 1-Unit	<=4-Axle 1-Trailer	5-Axle 1-Trailer	>=6-Axle 1-Trailer	<=4-Axle 2-Trailer	6-Axle 2-Trailer	>=7-Axle 2-Trailer	MONTHLY ADT	
		0	1	2	3	4	5	6	7	8	9	10	11	12	13	EB	COMBINE
No new data available																	
PRIOR YEARS SUMMARY DATA (AVERAGE AADT)																	
1997	EB	No data available														71,286	
	WB	No data available														65,454	
1996	EB	163	0	50,360	9,316	142	1,783	590	28	296	2,638	37	94	10	1	136,740	
	WB	164		53,091	9,513	159	1,674	750	31	340	2,953	34	109	17	1	68,836	
1995	EB	159	0	49,238	9,034	171	1,577	598	123	328	2,793	43	104	17	1	136,479	
	WB	111	0	50,749	9,245	180	1,708	702	23	353	2,960	33	130	20	1	66,215	

New Jersey Department of Transportation
 Bureau of Transportation Data Development
 Roadway Systems Section

DAILY WEEKDAY (MONDAY THRU FRIDAY ONLY) AVERAGE BY VEHICLE CLASSIFICATION (FHWA 13 CLASSIFICATION SCHEME)

LOCATION: I-80 , MP 66.2, South Hackensack, Bergen Co.
 F.C.= 11

MONTH	DIR	Unclass	Motor-cycle	Auto	2-Axle 4-Tire	Bus	2-Axle 6-Tire	3-Axle 1-Unit	4-Axle 1-Unit	<=4-Axle 1-Trailer	5-Axle 1-Trailer	>=6-Axle 1-Trailer	<=4-Axle 2-Trailer	6-Axle 2-Trailer	>=7-Axle 2-Trailer	MONTHLY ADT	
		0	1	2	3	4	5	6	7	8	9	10	11	12	13	EB	COMBINE
		0	1	2	3	4	5	6	7	8	9	10	11	12	13	WB	
No new data available																	
PRIOR YEARS SUMMARY DATA (AVERAGE AADT)																	
2001	EB	303	0	59,290	12,277	480	2,625	557	99	516	2,874	31	97	10	0	79,158	158,518
	WB						No classification data available										
2000	EB	208		62,953	12,591	476	2,286	467	91	573	3,110	28	86	8	0	82,877	163,437
	WB	205		62,195	11,927	227	2,463	333	19	326	2,791	16	55	3	0	80,560	
1999	EB	209	0	63,719	11,958	440	2,337	533	115	684	2,859	40	101	9	1	83,005	162,727
	WB	192	0	61,970	11,710	294	2,431	475	29	389	2,133	25	68	6	0	79,722	
1998	EB	200		62,171	11,666	467	2,346	490	65	724	2,713	37	102	8	0	80,989	160,992
	WB	208		62,329	11,500	248	2,254	338	17	334	2,705	14	51	5	0	80,003	
1997	EB	206	0	61,935	10,975	382	2,238	447	58	643	2,488	29	72	6	0	79,479	156,056
	WB	202		60,554	9,902	350	2,021	437	22	624	2,366	17	77	5	0	76,577	

New Jersey Department of Transportation
 Bureau of Transportation Data Development
 Roadway Systems Section

DAILY WEEKDAY (MONDAY THRU FRIDAY ONLY) AVERAGE BY VEHICLE CLASSIFICATION (FHWA 13 CLASSIFICATION SCHEME)

LOCATION: I-95 (SB), MP 2.1, Ewing Twp., Mercer Co.
 F.C.= 11

MONTH	DIR	Unclass	Motor-cycle	Auto	2-Axle 4-Tire	Bus	2-Axle 6-Tire	3-Axle 1-Unit	4-Axle 1-Unit	<=4-Axle 1-Trailer	5-Axle 1-Trailer	>=6-Axle 1-Trailer	<=4-Axle 2-Trailer	6-Axle 2-Trailer	>=7-Axle 2-Trailer	MONTHLY ADT	
		0	1	2	3	4	5	6	7	8	9	10	11	12	13	NB SB	COMBINE
No new data available																	
PRIOR YEARS SUMMARY DATA (AVERAGE AADT)																	
2001	NB	No data available															
	SB	171	0	22,546	2,130	30	359	150	34	133	1,312	13	5	1	1	26,883	26,883
2000	NB	No classification data available														24,308	
	SB	186		21,757	2,361	32	373	184	29	165	1,554	16	7	2	0	26,666	50,974
1999	NB	No classification data available														24,262	
	SB	177	0	20,573	2,203	27	391	149	44	200	1,530	15	23	8	5	25,345	49,607
1998	NB	150		20,412	2,113	5	454	68	77	72	848	12	4	1	0	24,216	
	SB	181		21,002	2,195	20	454	143	19	131	1,484	20	7	2	0	25,658	49,874
1997	NB	141	0	20,324	2,129	9	412	49	24	77	998	4	2	1	0	24,170	
	SB	130	0	21,068	2,155	11	417	106	16	126	1,256	13	7	3	0	25,308	49,478
1996	NB	154	0	19,261	2,140	30	473	65	49	120	970	14	8	2	0	23,286	
	SB	185	0	24,311	2,259	68	431	195	58	217	1,142	74	39	4	0	28,983	52,269
1995	NB	129	0	19,042	2,168	33	489	76	64	133	1,034	18	21	5	0	23,212	
	SB	198	0	19,993	2,196	29	463	133	11	173	1,542	16	28	8	0	24,790	48,002
1994	NB	154	0	19,598	2,142	28	442	76	56	131	990	16	14	4	1	23,652	
	SB	117	0	18,129	2,109	25	487	126	13	169	1,424	16	16	7	0	22,638	46,290
1993	NB	148	0	19,358	2,186	37	433	77	54	133	892	15	17	4	1	23,355	
	SB	180		20,849	2,313	42	496	129	11	209	1,553	21	19	8	1	25,831	49,186

New Jersey Department of Transportation
Bureau of Transportation Data Development
Roadway Systems Section

DAILY WEEKDAY (MONDAY THRU FRIDAY ONLY) AVERAGE BY VEHICLE CLASSIFICATION (FHWA 13 CLASSIFICATION SCHEME)

LOCATION: US-130 (NB/SB), MP 3.4, Penns Grove Borough, Salem Co.
F.C.= 16 813.92335 802.7435 228.258 231.415

MONTH	DIR	Unclass	Motor-cycle	Auto	2-Axle 4-Tire	Bus	2-Axle 6-Tire	3-Axle 1-Unit	4-Axle 1-Unit	<=4-Axle 1-Trailer	5-Axle 1-Trailer	>=6-Axle 1-Trailer	<=4-Axle 2-Trailer	6-Axle 2-Trailer	>=7-Axle 2-Trailer	MONTHLY ADT	
		0	1	2	3	4	5	6	7	8	9	10	11	12	13	NB SB	COMBINE
JAN 2002	NB	8	-	4,852	1,033	12	205	50	5	16	70	1	-	-	-	6,252	12,186
	SB	11	-	4,641	996	14	195	33	2	12	30	-	-	-	-	5,934	
FEB 2002	NB	10	-	5,493	1,018	14	291	53	17	13	66	2	-	-	-	6,977	13,520
	SB	12	-	5,218	1,000	13	230	25	2	11	32	-	-	-	-	6,543	
MAR 2002	NB	11	-	5,541	1,013	17	228	38	3	14	74	-	-	-	-	6,939	13,504
	SB	12	-	5,234	1,002	15	231	19	4	12	36	-	-	-	-	6,565	
APR 2002	NB	13	-	5,689	1,019	14	312	59	6	14	77	1	-	-	-	7,204	13,979
	SB	19	-	5,311	1,017	15	329	29	12	12	31	-	-	-	-	6,775	
MAY 2002	NB	35	-	5,867	1,070	11	268	56	13	16	88	1	-	-	3	7,428	14,436
	SB	19	-	5,596	1,099	9	202	28	3	8	44	-	-	-	-	7,008	
JUN 2002	NB	22	-	5,740	1,007	4	217	64	8	14	83	1	-	-	-	7,160	13,928
	SB	23	-	5,409	1,075	2	179	30	2	9	39	-	-	-	-	6,768	
JUL 2002	NB	20	-	5,442	1,035	4	173	45	7	11	72	1	-	-	-	6,810	13,250
	SB	20	-	5,102	1,094	3	152	25	2	7	35	-	-	-	-	6,440	
AUG 2002	NB	12	-	5,498	1,033	5	146	22	5	9	41	1	2	2	1	6,777	13,218
	SB	14	-	5,043	1,143	12	154	32	1	9	33	-	-	-	-	6,441	
SEP 2002	NB	6	-	6,102	842	2	109	15	2	6	22	1	3	2	-	7,112	13,777
	SB	12	-	5,287	1,113	10	165	28	5	9	36	-	-	-	-	6,665	
OCT 2002	NB															-	-
	SB															-	
NOV 2002	NB	6	-	5,925	579	3	100	10	3	9	19	-	1	1	-	6,656	12,926
	SB	9	-	5,461	550	9	170	25	2	6	38	-	-	-	-	6,270	
DEC 2002	NB																
	SB																
AVERAGE	NB	14	0	5,615	965	9	205	41	7	12	61	1	1	1	1	6,932	13,473
	SB	15	0	5,230	1,009	10	201	27	4	10	35	0	0	0	0	6,541	
TOTAL (NB+SB)		29	0	10,845	1,974	19	406	69	10	22	97	1	1	1	1	13,473	
% DAILY	NB	0.2%	0.0%	81.0%	13.9%	0.1%	3.0%	0.6%	0.1%	0.2%	0.9%	0.0%	0.0%	0.0%	0.0%	100.0%	
	SB	0.2%	0.0%	80.0%	15.4%	0.2%	3.1%	0.4%	0.1%	0.1%	0.5%	0.0%	0.0%	0.0%	0.0%	100.0%	
% TOTAL		0.2%	0.0%	80.5%	14.7%	0.1%	3.0%	0.5%	0.1%	0.2%	0.7%	0.0%	0.0%	0.0%	0.0%	100.0%	
No data available																	
PRIOR YEARS SUMMARY DATA (AVERAGE AADT)																	
2001	NB	36	0	5,486	777	11	218	34	6	10	45	1	0	0	0	6,622	12,844
	SB	39	0	5,150	761	7	219	18	3	8	16	0	0	0	0	6,222	
2000	NB	32		5,423	746	8	193	39	5	12	53	1	1	0	0	6,513	12,703
	SB	30		5,202	731	3	179	17	3	6	18	1	0	0	0	6,190	
1999	NB	49	0	5,233	652	1	180	30	3	11	45	1	0	0	0	6,205	12,246
	SB	41	0	5,158	657	0	141	16	3	5	20	0	0	0	0	6,041	
1998	NB	41		5,547	616	0	104	34	7	10	60	1	0	0	0	6,420	12,584
	SB	42		5,320	606	0	138	22	4	6	26	0	0	0	0	6,164	
1997	NB	38	0	5,607	554	1	170	33	4	14	60	0	0	0	0	6,481	12,712
	SB	39	0	5,430	530	1	164	26	1	10	30	0	0	0	0	6,231	

New Jersey Department of Transportation
 Bureau of Transportation Data Development
 Roadway Systems Section

DAILY WEEKDAY (MONDAY THRU FRIDAY ONLY) AVERAGE BY VEHICLE CLASSIFICATION (FHWA 13 CLASSIFICATION SCHEME)

LOCATION: US-130 (NB), MP 57.0, Bordentown Twp., Burlington Co.

F.C.=14 2118.8174 #DIV/0! 250.8 #DIV/0!

MONTH	DIR	Unclass	Motor-cycle	Auto	2-Axle	2-Axle	3-Axle	4-Axle	<=4-Axle	5-Axle	>=6-Axle	<=4-Axle	6-Axle	>=7-Axle	MONTHLY ADT		
		0	1	2	3	4	5	6	7	8	9	10	11	12	13	NB SB	COMBINE
JAN 2002	NB	49	-	8,688	2,395	50	530	106	25	58	402	15	2	-	-	12,320	12,320
	SB																
FEB 2002	NB	41	-	6,797	1,896	55	448	121	35	60	370	7	3	-	-	9,833	9,833
	SB																
MAR 2002	NB	51	-	9,381	1,929	66	535	77	31	56	406	6	2	-	-	12,540	12,540
	SB																
APR 2002	NB	56	-	9,320	2,259	65	578	109	70	70	428	8	3	-	-	12,966	12,966
	SB																
MAY 2002	NB	57	-	9,201	2,676	72	558	149	45	72	380	9	2	-	-	13,221	13,221
	SB																
JUN 2002	NB	74	-	9,648	2,718	64	632	111	38	71	405	9	3	-	-	13,773	13,773
	SB																
JUL 2002	NB	60	-	8,977	2,776	61	597	121	39	69	385	8	2	-	-	13,095	13,095
	SB																
AUG 2002	NB	54	-	8,536	2,699	69	613	157	69	73	382	8	2	-	-	12,662	12,662
	SB																
SEP 2002	NB	63	-	8,925	2,998	73	622	108	57	76	423	8	2	-	-	13,355	13,355
	SB																
OCT 2002	NB	60	-	8,796	2,966	74	623	106	50	74	393	8	2	-	-	13,152	13,152
	SB																
NOV 2002	NB	45	-	8,914	2,926	61	607	90	38	58	364	4	1	1	-	13,109	13,109
	SB																
DEC 2002	NB																
	SB																
AVERAGE	NB	55	0	8,835	2,567	65	577	114	45	67	394	8	2	0	0	12,730	12,730
	SB																
TOTAL (NB+SB)		55	0	8,835	2,567	65	577	114	45	67	394	8	2	0	0	12,730	
% DAILY	NB	0.4%	0.0%	69.4%	20.2%	0.5%	4.5%	0.9%	0.4%	0.5%	3.1%	0.1%	0.0%	0.0%	0.0%	100.0%	
	SB																
% TOTAL		0.4%	0.0%	69.4%	20.2%	0.5%	4.5%	0.9%	0.4%	0.5%	3.1%	0.1%	0.0%	0.0%	0.0%	100.0%	
No data available																	
PRIOR YEARS SUMMARY DATA (AVERAGE AADT)																	
2001	NB	69	0	9,748	1,929	32	251	82	24	60	330	10	1	0	0	12,538	12,538
	SB																
2000	NB	29		9,336	1,841	19	326	86	17	65	370	8	2	0	0	12,099	23,669
	SB															11,570	
1999	NB	31	0	9,084	1,481	7	408	93	22	70	375	9	1	0	0	11,581	22,656
	SB	38	0	8,668	1,395	5	443	105	12	60	342	6	1	0	0	11,075	

New Jersey Department of Transportation
Bureau of Transportation Data Development
Roadway Systems Section

DAILY WEEKDAY (MONDAY THRU FRIDAY ONLY) AVERAGE BY VEHICLE CLASSIFICATION (FHWA 13 CLASSIFICATION SCHEME)

LOCATION: US-130 (NB/SB), MP 71.0, Cranbury Twp., Middlesex co.
F.C.= 06 2021.188 2057.994 536.39 488.741

MONTH	DIR	VEHICLE CLASSIFICATION															MONTHLY ADT	
		Unclass	Motor-cycle	Auto	2-Axle 4-Tire	Bus	2-Axle 6-Tire	3-Axle 1-Unit	4-Axle 1-Unit	<=4-Axle 1-Trailer	5-Axle 1-Trailer	>=6-Axle 1-Trailer	<=2-Axle 2-Trailer	6-Axle 2-Trailer	>=7-Axle 2-Trailer	NB	COMBINE	
		0	1	2	3	4	5	6	7	8	9	10	11	12	13	SB		
JAN 2002	NB	104	-	10,995	2,001	56	480	94	29	98	373	12	3	-	-	14,245	30,849	
	SB	58	-	13,111	2,158	54	600	84	22	118	384	10	5	-	-	16,604		
FEB 2002	NB	120	-	12,608	1,991	44	528	109	46	90	371	6	2	-	-	15,915	32,847	
	SB	49	-	13,530	2,136	63	507	91	20	117	413	3	3	-	-	16,932		
MAR 2002	NB	115	-	12,812	2,021	45	536	101	30	95	381	10	3	-	-	16,149	32,461	
	SB	53	-	13,026	2,057	54	488	101	20	120	380	11	2	-	-	16,312		
APR 2002	NB	58	-	12,698	2,456	55	549	169	27	128	466	11	3	-	-	16,620	33,809	
	SB	58	-	13,130	2,603	71	555	129	56	137	436	11	3	-	-	17,189		
MAY 2002	NB	55	-	12,616	2,979	57	573	136	32	129	436	13	2	-	-	17,028	34,782	
	SB	59	-	13,150	3,176	73	543	121	26	141	451	10	3	-	1	17,754		
JUN 2002	NB	57	-	12,919	3,123	53	580	131	21	138	450	9	4	-	1	17,486	35,826	
	SB	49	-	13,252	3,679	73	521	123	20	150	461	7	5	-	-	18,340		
JUL 2002	NB	44	-	13,154	3,806	86	579	137	28	149	536	11	5	-	-	18,535	36,831	
	SB	57	-	12,916	3,581	74	673	159	25	155	632	14	8	1	1	18,296		
AUG 2002	NB	62	-	13,206	2,138	53	492	122	16	125	452	8	5	-	-	16,679	34,127	
	SB	87	-	13,379	2,296	87	761	108	24	139	552	9	6	-	-	17,448		
SEP 2002	NB	55	-	13,376	2,289	49	459	146	64	137	505	11	4	-	-	17,075	34,659	
	SB	102	-	13,503	2,305	92	759	163	19	132	495	9	4	-	1	17,584		
OCT 2002	NB	110	-	12,906	2,449	43	323	127	20	132	447	10	4	-	1	16,572	33,724	
	SB	140	-	12,478	3,216	89	505	105	15	130	464	7	3	-	-	17,152		
NOV 2002	NB																	
	SB																	
DEC 2002	NB																	
	SB																	
AVERAGE	NB	78	0	12,729	2,523	54	510	127	31	122	442	10	4	0	0	16,630	33,992	
	SB	71	0	13,148	2,721	73	591	118	25	134	467	9	4	0	0	17,361		
TOTAL (NB+SB)		149	0	25,877	5,244	127	1,101	246	56	256	909	19	8	0	1	33,992		
% DAILY	NB	0.5%	0.0%	76.5%	15.2%	0.3%	3.1%	0.8%	0.2%	0.7%	2.7%	0.1%	0.0%	0.0%	0.0%	100.0%		
	SB	0.4%	0.0%	75.7%	15.7%	0.4%	3.4%	0.7%	0.1%	0.8%	2.7%	0.1%	0.0%	0.0%	0.0%	100.0%		
% TOTAL		0.4%	0.0%	76.1%	15.4%	0.4%	3.2%	0.7%	0.2%	0.8%	2.7%	0.1%	0.0%	0.0%	0.0%	100.0%		
No data available																		
PRIOR YEARS SUMMARY DATA (AVERAGE AADT)																		
2001	NB	106	0	12,729	2,004	29	532	106	28	102	357	18	3	0	0	16,014	32,797	
	SB	92	0	13,410	2,117	34	503	122	15	111	365	9	4	0	0	16,782		
2000	NB	112	0	11,721	2,050	20	664	115	26	112	370	17	3	1	1	15,212	31,296	
	SB	81	0	12,550	2,199	25	608	109	19	116	363	9	4	0	1	16,084		
1999	NB	97	0	10,130	2,104	14	583	107	42	85	314	54	3	1	1	13,535	30,203	
	SB	146	0	13,140	2,122	21	607	125	26	107	354	15	4	0	1	16,668		

New Jersey Department of Transportation
Bureau of Transportation Data Development
Roadway Systems Section

DAILY WEEKDAY (MONDAY THRU FRIDAY ONLY) AVERAGE BY VEHICLE CLASSIFICATION (FHWA 13 CLASSIFICATION SCHEME)

LOCATION: NJ-168 (NB/SB), MP 1.3, Gloucester Twp., Camden Co.
F.C.= 14 1011.111 1085.422 165.844 176.914

MONTH	DIR	Unclass	Motor-cycle	Auto	2-Axle 4-Tire	Bus	2-Axle 6-Tire	3-Axle 1-Unit	4-Axle 1-Unit	<=4-Axle 1-Trailer	5-Axle 1-Trailer	>=6-Axle 1-Trailer	<=4-Axle 2-Trailer	6-Axle 2-Trailer	>=7-Axle 2-Trailer	MONTHLY ADT	
		0	1	2	3	4	5	6	7	8	9	10	11	12	13	NB SB	COMBINE
JAN 2002	NB	54	-	3,995	706	32	160	8	-	15	11	-	-	-	-	4,981	11,060
	SB	34	-	4,578	1,195	25	196	13	1	19	18	-	-	-	-	6,079	
FEB 2002	NB	48	-	4,373	1,146	37	188	9	1	15	14	-	-	-	-	5,831	12,805
	SB	27	-	5,404	1,252	38	204	11	1	19	18	-	-	-	-	6,974	
MAR 2002	NB	38	-	3,848	1,011	36	165	12	1	17	15	-	-	-	-	5,143	11,186
	SB	21	-	4,664	1,085	38	176	15	-	21	23	-	-	-	-	6,043	
APR 2002	NB	42	-	4,470	1,216	41	199	11	2	23	16	-	-	-	-	6,020	13,256
	SB	26	-	5,542	1,328	43	232	17	1	26	21	-	-	-	-	7,236	
MAY 2002	NB	38	-	4,461	1,267	42	261	12	2	20	18	-	-	-	-	6,121	13,451
	SB	33	-	5,545	1,375	41	269	15	1	27	24	-	-	-	-	7,330	
JUN 2002	NB	28	-	4,316	1,290	25	231	9	4	22	15	-	-	-	-	5,940	13,357
	SB	26	-	5,683	1,331	29	278	18	1	28	23	-	-	-	-	7,417	
JUL 2002	NB	32	-	4,033	1,266	27	364	10	1	19	16	-	-	-	-	5,768	12,932
	SB	20	-	5,356	1,316	31	381	14	1	24	21	-	-	-	-	7,164	
AUG 2002	NB	38	-	4,061	1,219	25	358	14	1	18	15	-	-	-	-	5,749	12,871
	SB	21	-	5,264	1,386	28	362	15	1	24	21	-	-	-	-	7,122	
SEP 2002	NB	48	-	4,153	1,311	31	449	11	1	18	14	-	-	-	-	6,036	13,287
	SB	31	-	5,296	1,358	31	476	15	1	21	22	-	-	-	-	7,251	
OCT 2002	NB															6,065	13,234
	SB															7,169	
NOV 2002	NB															5,792	12,706
	SB															6,914	
DEC 2002	NB																
	SB																
AVERAGE	NB	41	0	4,190	1,159	33	264	11	1	19	15	0	0	0	0	5,732	12,689
	SB	27	0	5,259	1,292	34	286	15	1	23	21	0	0	0	0	6,957	
TOTAL (NB+SB)		67	0	9,449	2,451	67	550	25	2	42	36	0	0	0	0	12,689	
% DAILY	NB	0.7%	0.0%	73.1%	20.2%	0.6%	4.6%	0.2%	0.0%	0.3%	0.3%	0.0%	0.0%	0.0%	0.0%	100.0%	
	SB	0.4%	0.0%	75.6%	18.6%	0.5%	4.1%	0.2%	0.0%	0.3%	0.3%	0.0%	0.0%	0.0%	0.0%	100.0%	
% TOTAL		0.5%	0.0%	74.5%	19.3%	0.5%	4.3%	0.2%	0.0%	0.3%	0.3%	0.0%	0.0%	0.0%	0.0%	100.0%	
No data available																	
PRIOR YEARS SUMMARY DATA (AVERAGE AADT)																	
2001	NB	43	0	3,982	1,040	18	171	10	1	12	13	0	0	0	0	5,287	11,952
	SB	42	0	5,164	1,197	21	195	13	1	15	17	0	0	0	0	6,664	
2000	NB	59	0	4,099	923	17	161	9	1	15	14	0	0	0	0	5,298	11,992
	SB	40	0	5,384	1,002	16	201	12	1	20	18	0	0	0	0	6,694	
1999	NB	47	0	4,198	1,045	12	121	9	2	15	13	0	0	0	0	5,462	12,273
	SB	61	0	5,421	1,106	13	158	13	1	20	17	1	0	0	0	6,811	
1998	NB	41	0	3,969	888	16	140	11	2	16	13	0	0	0	0	5,096	12,195
	SB	31	0	5,786	1,004	18	205	16	1	21	17	0	0	0	0	7,099	
1997	NB	33	0	4,003	837	11	150	9	2	14	12	0	0	0	0	5,071	11,823
	SB	27	0	5,471	1,011	12	182	12	1	20	16	0	0	0	0	6,752	

New Jersey Department of Transportation
Bureau of Transportation Data Development
Roadway Systems Section

DAILY WEEKDAY (MONDAY THRU FRIDAY ONLY) AVERAGE BY VEHICLE CLASSIFICATION (FHWA 13 CLASSIFICATION SCHEME)

LOCATION: NJ-169 (NB/SB), MP 3.5, Bayonne Twp., Hudson Co.
F.C.= 14

MONTH	DIR	Unclass	Motor-cycle	Auto	2-Axle 4-Tire	Bus	2-Axle 6-Tire	3-Axle 1-Unit	4-Axle 1-Unit	<=4-Axle 1-Trailer	5-Axle 1-Trailer	>=6-Axle 1-Trailer	<=4-Axle 2-Trailer	6-Axle 2-Trailer	>=7-Axle 2-Trailer	MONTHLY ADT	
		0	1	2	3	4	5	6	7	8	9	10	11	12	13	NB	COMBINE
No new data available																	
PRIOR YEARS SUMMARY DATA (AVERAGE AADT)																	
1999	NB	83	0	7,714	1,846	51	488	221	31	102	446	9	3	1	1	10,996	26,974
	SB	86	0	11,883	2,190	65	533	265	63	135	721	30	7	0	0	15,978	
1998	NB	89		8,444	2,096	70	458	206	28	122	574	6	5	1	1	12,100	26,056
	SB	97		9,940	2,210	70	499	231	26	125	742	11	5	0	0	13,956	
1997	NB	70	0	7,659	1,782	61	430	177	10	96	599	8	4	0	0	10,896	23,678
	SB	76	0	9,193	1,873	62	489	208	13	116	738	10	4	0	0	12,782	

New Jersey Department of Transportation
 Bureau of Transportation Data Development
 Roadway Systems Section

DAILY WEEKDAY (MONDAY THRU FRIDAY ONLY) AVERAGE BY VEHICLE CLASSIFICATION (FHWA 13 CLASSIFICATION SCHEME)

LOCATION: I-195 (WB only), MP 4.0, Hamilton Twp., Mercer County
 F.C.= 11 #DIV/0! #DIV/0! #DIV/0! #DIV/0!

MONTH	DIR	Unclass	Motor-cycle	Auto	2-Axle 4-Tire	Bus	2-Axle 6-Tire	3-Axle 1-Unit	4-Axle 1-Unit	<=4-Axle 1-Trailer	5-Axle 1-Trailer	>=6-Axle 1-Trailer	<=4-Axle 2-Trailer	6-Axle 2-Trailer	>=7-Axle 2-Trailer	MONTHLY ADT		
		0	1	2	3	4	5	6	7	8	9	10	11	12	13	EB WB	COMBINE	
JAN 2002	EB																-	-
	WB																-	-
FEB 2002	EB																	
	WB	-	-	19,301	2,811	10	619	269	127	199	1,838	20	24	5	1	25,224	25,224	
MAR 2002	EB																	
	WB																26,829	26,829
APR 2002	EB																	
	WB																-	-
MAY 2002	EB																	
	WB																28,808	28,808
JUN 2002	EB																	
	WB																29,979	29,979
JUL 2002	EB																	
	WB																	
AUG 2002	EB																	
	WB																	
SEP 2002	EB																	
	WB																	
OCT 2002	EB																	
	WB																	
NOV 2002	EB																	
	WB																	
DEC 2002	EB																	
	WB																	
AVERAGE	EB																	
	WB	0	0	19,301	2,811	10	619	269	127	199	1,838	20	24	5	1	25,224	27,710	
TOTAL (EB+WB)																		
% DAILY	EB																	
	WB	0.0%	0.0%	76.5%	11.1%	0.0%	2.5%	1.1%	0.5%	0.8%	7.3%	0.1%	0.1%	0.0%	0.0%	100.0%		
% TOTAL																		

No data available

New Jersey Department of Transportation
Bureau of Transportation Data Development
Roadway Systems Section

DAILY WEEKDAY (MONDAY THRU FRIDAY ONLY) AVERAGE BY VEHICLE CLASSIFICATION (FHWA 13 CLASSIFICATION SCHEME)

LOCATION: I-195 (EB/WB), MP 9.5, Upper Freehold Twp., Monmouth Co.
F.C.= 01 5572.42 4950.865 977.149 820.003

MONTH	DIR	Unclass	Motor-cycle	Auto	2-Axle 4-Tire	Bus	2-Axle 6-Tire	3-Axle 1-Unit	4-Axle 1-Unit	<=4-Axle 1-Trailer	5-Axle 1-Trailer	>=6-Axle 1-Trailer	<=4-Axle 2-Trailer	6-Axle 2-Trailer	>=7-Axle 2-Trailer	MONTHLY ADT	
		0	1	2	3	4	5	6	7	8	9	10	11	12	13	EB	WB
JAN 2002	EB	114	-	13,504	3,929	104	789	162	99	122	796	11	11	2	1	19,644	39,402
	WB	103	-	13,598	3,952	84	796	142	142	119	795	14	11	2	-	19,758	
FEB 2002	EB	88	-	13,617	4,185	114	834	149	131	132	733	14	13	1	1	20,012	39,660
	WB	82	-	13,735	3,834	89	728	137	139	122	757	12	10	2	1	19,648	
MAR 2002	EB	150	-	13,858	4,035	80	807	157	122	130	786	12	12	1	-	20,150	40,272
	WB	89	-	13,797	4,055	102	771	177	139	139	827	11	12	3	-	20,122	
APR 2002	EB	150	-	14,911	4,205	144	822	207	150	166	854	14	9	2	1	21,635	42,942
	WB	100	-	14,578	4,244	130	814	199	171	158	885	12	13	3	-	21,307	
MAY 2002	EB	111	-	15,830	5,053	212	884	201	147	179	866	12	11	3	1	23,510	46,710
	WB	111	-	15,864	4,774	174	865	197	147	149	892	12	12	3	-	23,200	
JUN 2002	EB	96	-	19,610	5,572	185	906	203	161	188	873	15	12	2	2	27,825	52,392
	WB	131	-	15,965	6,030	155	886	166	157	143	907	14	10	3	-	24,567	
JUL 2002	EB	97	-	19,031	6,888	169	865	207	157	161	825	12	10	3	1	28,426	55,803
	WB	120	-	18,027	6,885	139	863	191	156	147	826	11	10	2	-	27,377	
AUG 2002	EB	110	-	19,176	7,279	184	893	203	160	168	873	15	11	3	-	29,075	57,671
	WB	134	-	18,654	7,368	152	892	189	167	151	864	13	10	2	-	28,596	
SEP 2002	EB	96	-	14,464	5,841	143	828	162	144	160	834	13	10	2	-	22,697	45,149
	WB	117	-	14,354	5,778	115	821	162	123	143	815	12	10	2	-	22,452	
OCT 2002	EB	158	-	13,907	5,478	114	854	179	176	146	827	13	9	1	1	21,863	43,615
	WB	132	-	13,757	5,611	107	870	189	119	134	810	12	10	1	-	21,752	
NOV 2002	EB																
DEC 2002	EB																
DEC 2002	WB																
AVERAGE	EB	117	0	15,791	5,247	145	848	183	145	155	827	13	11	2	1	23,484	46,362
	WB	112	0	15,233	5,253	125	831	175	146	141	838	12	11	2	0	22,878	
TOTAL (EB+WB)		229	0	31,024	10,500	270	1,679	358	291	296	1,665	25	22	4	1	46,362	
% DAILY	EB	0.5%	0.0%	67.2%	22.3%	0.6%	3.6%	0.8%	0.6%	0.7%	3.5%	0.1%	0.0%	0.0%	0.0%	100.0%	
	WB	0.5%	0.0%	66.6%	23.0%	0.5%	3.6%	0.8%	0.6%	0.6%	3.7%	0.1%	0.0%	0.0%	0.0%	100.0%	
% TOTAL		0.5%	0.0%	66.9%	22.6%	0.6%	3.6%	0.8%	0.6%	0.6%	3.6%	0.1%	0.0%	0.0%	0.0%	100.0%	
PRIOR YEARS SUMMARY DATA (AVERAGE AADT)																	
2001	EB	151	0	15,016	4,256	77	746	152	101	122	605	13	10	2	0	21,250	42,289
	WB	141	0	14,898	4,240	66	702	146	112	107	605	11	10	2	0	21,039	
2000	EB	188	0	14,472	3,338	52	588	160	85	109	582	13	10	2	1	19,600	39,685
	WB	177	0	15,097	3,157	49	563	167	105	110	636	12	10	2	0	20,085	
1999	EB	190	0	14,009	3,408	43	534	143	74	102	555	10	12	2	1	19,083	38,427
	WB	193	0	14,306	3,354	42	544	142	88	97	556	9	11	2	0	19,344	
1998	EB	159	0	14,250	3,246	40	505	137	56	96	537	11	12	1	1	19,051	37,786
	WB	142	0	14,007	3,114	39	528	141	94	93	552	12	10	2	1	18,735	
1997	EB	137	0	12,020	3,065	39	532	126	47	116	510	12	14	0	1	16,619	35,404
	WB	126	0	14,203	3,154	38	580	68	44	80	484	3	5	0	0	18,785	
1996	EB	162	0	11,900	2,569	42	504	100	30	91	470	11	12	0	0	15,891	33,789
	WB	104	0	13,886	2,664	44	541	107	28	105	403	8	8	0	0	17,898	
1995	EB	114	0	11,390	2,585	35	362	104	22	98	448	10	10	0	0	15,178	30,250
	WB	148	0	11,357	2,631	22	309	106	21	82	382	7	7	0	0	15,072	
1994	EB	175	0	9,960	2,204	29	386	139	26	93	439	10	9	0	0	13,470	26,672
	WB	190		9,663	2,264	19	410	132	37	84	388	7	8	0	0	13,202	
1993	EB	134	0	11,733	2,486	35	377	279	16	100	418	13	12	0	1	15,604	30,965
	WB	128		11,742	2,207	33	421	187	115	102	406	11	9	0	0	15,361	

New Jersey Department of Transportation
Bureau of Transportation Data Development
Roadway Systems Section

DAILY WEEKDAY (MONDAY THRU FRIDAY ONLY) AVERAGE BY VEHICLE CLASSIFICATION (FHWA 13 CLASSIFICATION SCHEME)

LOCATION: US-202 (NB/SB), MP 3.5, West Amwell Twp., Hunterdon Co.
F.C.= 02 #VALUE! #VALUE! #VALUE! #VALUE!

MONTH	DIR	Unclass	Motor-cycle	Auto	2-Axle 4-Tire	Bus	2-Axle 6-Tire	3-Axle 1-Unit	4-Axle 1-Unit	<=4-Axle 1-Trailer	5-Axle 1-Trailer	>=6-Axle 1-Trailer	<=4-Axle 2-Trailer	6-Axle 2-Trailer	>=7-Axle 2-Trailer	MONTHLY ADT	
		0	1	2	3	4	5	6	7	8	9	10	11	12	13	NB	SB
JAN 2002	NB	7	-	4,298	658	7	140	16	22	22	92	3	-	-	-	5,265	10,697
	SB	8	-	4,532	577	6	129	43	4	29	101	2	1	-	-	5,432	
FEB 2002	NB	8	-	4,110	696	8	142	15	21	22	87	3	-	-	-	5,112	10,376
	SB	12	-	4,228	714	8	143	35	3	22	96	2	1	-	-	5,264	
MAR 2002	NB															-	-
	SB															-	
APR 2002	NB	14	-	4,628	636	9	158	24	33	25	129	3	2	-	-	5,661	11,514
	SB	9	-	4,730	683	14	160	72	5	29	146	3	2	-	-	5,853	
MAY 2002	NB	11	-	4,679	694	7	156	24	38	22	110	3	1	-	-	5,745	11,705
	SB	12	-	4,811	712	14	181	71	5	32	118	3	1	-	-	5,960	
JUN 2002	NB	9	-	4,942	639	7	166	24	57	25	126	3	-	-	-	5,998	12,187
	SB	13	-	5,043	665	11	191	92	5	33	133	2	1	-	-	6,189	
JUL 2002	NB	9	-	4,786	635	9	159	25	44	26	112	3	1	-	-	5,809	11,819
	SB	11	-	4,875	649	10	218	73	7	38	123	2	1	1	2	6,010	
AUG 2002	NB	10	-	4,696	807	10	165	20	40	28	114	3	1	-	-	5,894	12,032
	SB	12	-	4,917	794	10	165	67	5	36	125	4	1	1	1	6,138	
SEP 2002	NB	10	-	4,519	806	7	160	25	42	27	108	3	1	-	-	5,708	11,661
	SB	10	-	4,789	753	10	145	71	9	35	125	3	-	1	2	5,953	
OCT 2002	NB	9	-	4,698	746	10	165	25	38	26	114	3	1	-	-	5,835	11,944
	SB	34	-	4,934	736	10	158	76	6	30	121	3	1	-	-	6,109	
NOV 2002	NB																
	SB																
DEC 2002	NB																
	SB																
AVERAGE	NB	10	0	4,595	702	8	157	22	37	25	110	3	1	0	0	5,670	11,548
	SB	13	0	4,762	698	10	166	67	5	32	121	3	1	0	1	5,879	
TOTAL (NB+SB)		23	0	9,357	1,400	19	322	89	43	56	231	6	2	0	1	11,548	
% DAILY	NB	0.2%	0.0%	81.0%	12.4%	0.1%	2.8%	0.4%	0.7%	0.4%	1.9%	0.1%	0.0%	0.0%	0.0%	100.0%	
	SB	0.2%	0.0%	81.0%	11.9%	0.2%	2.8%	1.1%	0.1%	0.5%	2.1%	0.0%	0.0%	0.0%	0.0%	100.0%	
% TOTAL		0.2%	0.0%	81.0%	12.1%	0.2%	2.8%	0.8%	0.4%	0.5%	2.0%	0.0%	0.0%	0.0%	0.0%	100.0%	
No data available																	
PRIOR YEARS SUMMARY DATA (AVERAGE AADT)																	
2002	NB	38	0	4,198	677	7	144	15	18	20	74	2	1	0	0	5,194	10,695
	SB	31	0	4,472	667	11	149	43	4	26	94	3	0	0	0	5,500	
2000	NB	22	0	3,773	618	8	102	15	18	26	92	3	1	0	0	4,678	9,729
	SB	32	0	4,100	605	2	132	42	2	29	104	3	0	0	0	5,051	
1999	NB	No data available														0	0
	SB	No data available														0	
1998	NB	25	0	3,985	604	6	128	14	15	19	80	3	1	0	0	4,880	10,417
	SB	24	0	4,590	618	6	138	34	2	25	98	2	0	0	0	5,537	
1997	NB	27	0	3,935	602	5	130	31	18	29	85	3	1	0	0	4,866	10,216
	SB	29	0	4,387	610	6	127	47	2	37	103	2	0	0	0	5,350	
1996	NB	26		4,007	651	5	124	20	14	24	104	4	1	0	0	4,980	9,520
	SB	26		3,732	506	4	125	24	2	22	98	1	0	0	0	4,540	
1995	NB	21	0	4,133	516	4	94	17	19	21	97	2	1	0	0	4,925	10,032
	SB	29	0	4,176	589	5	112	35	2	28	128	3	0	0	0	5,107	
1994	NB	23		3,965	649	3	98	18	15	21	103	2	0	0	0	4,897	9,888
	SB	31		4,080	582	4	97	34	2	27	132	2	0	0	0	4,991	
1993	NB	26		3,572	621	6	90	15	11	42	76	1	0	0	0	4,460	9,089
	SB	22		3,773	563	3	92	32	1	28	113	2	0	0	0	4,629	

New Jersey Department of Transportation
Bureau of Transportation Data Development
Roadway Systems Section

DAILY WEEKDAY (MONDAY THRU FRIDAY ONLY) AVERAGE BY VEHICLE CLASSIFICATION (FHWA 13 CLASSIFICATION SCHEME)

LOCATION: US-206 (NB/SB), MP 22.0, Southampton, Burlington Co.
F.C.= 02 1210.7392 1216.978 348.067 337.302

MONTH	DIR	Unclass	Motor-cycle	Auto	2-Axle	Bus	2-Axle	3-Axle	4-Axle	<=4-Axle	5-Axle	>=6-Axle	<=4-Axle	6-Axle	>=7-Axle	MONTHLY ADT	
		0	1	2	3	4	5	6	7	8	9	10	11	12	13	NB	COMBINE
JAN 2002	NB	50	-	4,870	1,177	49	338	115	43	41	236	7	3	-	-	6,929	13,701
	SB	27	-	4,890	1,150	58	330	73	26	48	158	6	6	-	-	6,772	
FEB 2002	NB	58	-	4,917	1,176	39	338	80	45	45	219	6	2	-	-	6,925	13,667
	SB	56	-	4,771	1,167	61	323	82	28	63	177	4	8	2	-	6,742	
MAR 2002	NB	58	-	5,063	1,210	55	348	56	46	52	227	7	2	-	-	7,124	14,152
	SB	51	-	4,896	1,216	81	337	78	24	142	188	7	7	-	1	7,028	
APR 2002	NB	59	-	5,057	1,376	61	343	80	63	63	289	5	3	-	-	7,399	14,641
	SB	53	-	4,816	1,371	76	370	107	38	82	314	7	7	-	1	7,242	
MAY 2002	NB	26	-	5,334	1,422	39	391	116	69	65	244	6	2	-	-	7,714	15,110
	SB	16	-	5,016	1,407	57	356	114	48	68	296	8	8	-	2	7,396	
JUN 2002	NB	38	-	5,851	1,572	26	452	182	50	97	128	6	1	-	-	8,403	16,672
	SB	10	-	5,758	1,561	33	393	137	34	68	253	10	12	-	-	8,269	
JUL 2002	NB															-	16,420
	SB															-	
AUG 2002	NB															8,434	15,295
	SB															7,986	
SEP 2002	NB															8,075	14,957
	SB															7,220	
OCT 2002	NB															-	14,957
	SB															-	
NOV 2002	NB															-	14,957
	SB															-	
DEC 2002	NB															-	14,957
	SB															-	
AVERAGE	NB	48	0	5,182	1,322	45	368	105	53	61	224	6	2	0	0	7,625	14,957
	SB	36	0	5,025	1,312	61	352	99	33	79	231	7	8	0	1	7,332	
TOTAL (NB+SB)		84	0	10,207	2,634	106	720	203	86	139	455	13	10	0	1	14,957	
% DAILY	NB	0.6%	0.0%	68.0%	17.3%	0.6%	4.8%	1.4%	0.7%	0.8%	2.9%	0.1%	0.0%	0.0%	0.0%	100.0%	14,957
	SB	0.5%	0.0%	68.5%	17.9%	0.8%	4.8%	1.3%	0.5%	1.1%	3.2%	0.1%	0.1%	0.0%	0.0%	100.0%	
% TOTAL		0.6%	0.0%	68.2%	17.6%	0.7%	4.8%	1.4%	0.6%	0.9%	3.0%	0.1%	0.1%	0.0%	0.0%	100.0%	
No data available																	
PRIOR YEARS SUMMARY DATA (AVERAGE AADT)																	
2001	NB	52	0	5,215	1,245	39	358	75	51	51	226	10	4	0	0	7,326	14,425
	SB	29	0	5,028	1,229	52	341	86	32	58	228	9	7	0	0	7,100	
2000	NB	57	0	4,764	1,445	25	346	71	34	52	247	8	6	0	0	7,055	13,593
	SB	52	0	4,131	1,535	31	359	86	23	46	253	9	12	0	1	6,538	
1999	NB	52	0	4,696	1,567	50	368	77	37	61	232	10	9	0	1	7,160	13,861
	SB	45	0	4,345	1,476	57	346	87	22	59	242	10	11	0	1	6,701	
1998	NB	42	0	4,654	1,498	63	352	82	45	85	216	16	11	0	0	7,064	13,878
	SB	42	0	4,555	1,371	76	315	97	28	62	244	13	10	0	1	6,814	
1997	NB	39	0	4,676	1,347	71	302	75	41	92	248	19	9	0	1	6,920	13,589
	SB	38	0	4,504	1,309	77	294	90	18	66	248	15	10	0	0	6,669	

New Jersey Department of Transportation
Bureau of Transportation Data Development
Roadway Systems Section

DAILY WEEKDAY (MONDAY THRU FRIDAY ONLY) AVERAGE BY VEHICLE CLASSIFICATION (FHWA 13 CLASSIFICATION SCHEME)

LOCATION: I-280 (WB), MP 5.1, Roseland Borough, Essex Co.
F.C.= 11 #DIV/0! 5121.75 #DIV/0! 710.317

MONTH	DIR	Unclass	Motor-cycle	Auto	2-Axle	2-Axle	3-Axle	4-Axle	<=4-Axle	5-Axle	>=6-Axle	<=2-Axle	6-Axle	>=7-Axle	MONTHLY ADT	
		0	1	2	3	4	5	6	7	8	9	10	11	12	13	EB
JAN 2002	EB															
	WB	104	-	46,665	5,640	160	711	294	58	155	823	8	9	4	-	54,631
FEB 2002	EB															
	WB	82	-	47,068	5,111	165	708	265	17	153	820	8	7	4	-	54,408
MAR 2002	EB															
	WB	113	-	47,076	6,029	144	757	336	79	154	872	9	10	4	-	55,583
APR 2002	EB															
	WB	72	-	46,852	6,559	199	810	414	37	206	930	10	10	7	-	56,106
MAY 2002	EB															
	WB	74	-	46,901	6,604	209	813	436	28	203	937	9	12	7	-	56,233
JUN 2002	EB															
	WB	129	-	48,207	7,438	144	860	450	30	269	816	8	8	4	-	58,363
JUL 2002	EB															
	WB	112	-	44,951	7,105	121	897	330	22	220	739	7	5	3	-	54,512
AUG 2002	EB															
	WB															56,121
SEP 2002	EB															
	WB															55,928
OCT 2002	EB															
	WB	67	-	46,849	7,954	220	996	387	28	217	887	9	14	10	-	57,638
NOV 2002	EB															
	WB															
DEC 2002	EB															
	WB															
AVERAGE	EB	No data available														
	WB	94	0	46,821	6,555	170	819	364	37	197	853	9	9	5	0	55,934
TOTAL (EB+WB)																
% DAILY	EB	No data available														
	WB	0.2%	0.0%	83.7%	11.7%	0.3%	1.5%	0.7%	0.1%	0.4%	1.5%	0.0%	0.0%	0.0%	0.0%	100.0%
% TOTAL																
No data available																
PRIOR YEARS SUMMARY DATA (AVERAGE AADT)																
2001	EB	No data available														
	WB	313	0	41,230	4,504	121	625	290	18	125	695	8	7	3	0	47,939
2000	EB	No data available														
	WB	376		40,860	4,029	110	566	257	10	123	739	10	9	2	0	47,091
1999	EB	No data available														
	WB	377		40,965	4,106	81	567	263	11	126	673	10	14	3	0	47,196

New Jersey Department of Transportation
 Bureau of Transportation Data Development
 Roadway Systems Section

DAILY WEEKDAY (MONDAY THRU FRIDAY ONLY) AVERAGE BY VEHICLE CLASSIFICATION (FHWA 13 CLASSIFICATION SCHEME)

LOCATION: I-287 (NB), MP 31.7, Harding Twp., Morris Co.
 F.C.= 01 8400.8376 #DIV/0! 919.124 #DIV/0!

MONTH	DIR	Unclass	Motor-cycle	Auto	2-Axle 4-Tire	Bus	2-Axle 6-Tire	3-Axle 1-Unit	4-Axle 1-Unit	<=4-Axle 1-Trailer	5-Axle 1-Trailer	>=6-Axle 1-Trailer	<=Axle 2-Trailer	6-Axle 2-Trailer	>=7-Axle 2-Trailer	MONTHLY ADT	
		0	1	2	3	4	5	6	7	8	9	10	11	12	13	NB	COMBINE
JAN 2002	NB	207	-	39,938	7,127	220	839	246	24	401	4,473	41	195	27	2	53,740	53,740
	SB																
FEB 2002	NB	230	-	40,285	7,015	205	901	237	21	399	4,342	43	193	33	1	53,905	53,905
	SB																
MAR 2002	NB	191	-	40,335	7,132	217	919	374	44	426	4,719	47	191	32	3	54,630	54,630
	SB																
APR 2002	NB	204	-	40,918	6,896	250	1,007	313	49	450	4,874	57	191	30	3	55,242	55,242
	SB																
MAY 2002	NB	159	-	41,042	7,741	278	1,163	275	51	492	4,792	50	197	34	2	56,276	56,276
	SB																
JUN 2002	NB	164	-	41,416	8,411	306	1,250	303	81	507	4,856	59	209	33	3	57,598	57,598
	SB																
JUL 2002	NB	164	-	40,040	7,183	276	1,086	278	72	492	4,405	55	180	26	2	54,259	54,259
	SB																
AUG 2002	NB	109	-	41,321	8,317	177	1,138	303	74	437	4,552	52	183	26	3	56,692	56,692
	SB																
SEP 2002	NB	168	-	40,657	8,684	149	1,139	303	59	432	4,797	52	173	26	1	56,640	56,640
	SB																
OCT 2002	NB	417	-	40,210	8,956	116	1,211	328	66	396	4,687	51	170	28	2	56,638	56,638
	SB																
NOV 2002	NB																
	SB																
DEC 2002	NB																
	SB																
AVERAGE	NB	201	0	40,616	7,746	219	1,065	296	54	443	4,650	51	188	30	2	55,562	55,562
	SB							No data available									
TOTAL (NB+SB)		201	0	40,616	7,746	219	1,065	296	54	443	4,650	51	188	30	2	55,562	
% DAILY	NB	0.4%	0.0%	73.1%	13.9%	0.4%	1.9%	0.5%	0.1%	0.8%	8.4%	0.1%	0.3%	0.1%	0.0%	100.0%	
	SB																
% TOTAL		0.4%	0.0%	73.1%	13.9%	0.4%	1.9%	0.5%	0.1%	0.8%	8.4%	0.1%	0.3%	0.1%	0.0%	100.0%	
No data available																	
PRIOR YEARS SUMMARY DATA (AVERAGE AADT)																	
2001	NB	401	0	35,825	7,629	196	835	353	45	354	3,740	40	170	23	2	49,612	49,612
	SB							No data available									
2000	NB	379	0	33,324	8,102	170	843	364	44	349	3,668	45	146	21	1	47,456	47,456
	SB							No data available									
1999	NB	362		32,436	8,099	88	785	230	179	462	2,498	26	83	13	1	45,262	45,262
	SB							No data available									
1998	NB	255		31,357	7,312	41	596	215	227	340	2,101	24	66	9	0	42,543	42,543
	SB							No data available									

New Jersey Department of Transportation
Bureau of Transportation Data Development
Roadway Systems Section

DAILY WEEKDAY (MONDAY THRU FRIDAY ONLY) AVERAGE BY VEHICLE CLASSIFICATION (FHWA 13 CLASSIFICATION SCHEME)

LOCATION: I-287 (NB/SB), MP 61.7, FRANKLIN LAKES BOROUGH, BERGEN CO.
F.C.= 11 3145.4642 3307.147 692.465 661.295

MONTH	DIR	Unclass	Motor-cycle	Auto	2-Axle 4-Tire	Bus	2-Axle 6-Tire	3-Axle 1-Unit	4-Axle 1-Unit	<=4-Axle 1-Trailer	5-Axle 1-Trailer	>=6-Axle 1-Trailer	<=4-Axle 2-Trailer	6-Axle 2-Trailer	>=7-Axle 2-Trailer	MONTHLY ADT	
		0	1	2	3	4	5	6	7	8	9	10	11	12	13	NB	SB
JAN 2002	NB	199	-	17,819	3,700	162	1,050	195	40	370	3,607	42	162	24	2	27,372	52,999
	SB	142	-	16,784	3,528	158	1,040	186	16	384	3,170	43	153	22	1	25,627	
FEB 2002	NB	201	-	18,437	3,764	156	1,098	173	35	382	3,539	44	164	28	2	28,023	54,126
	SB	187	-	17,271	3,764	165	908	178	19	366	3,043	39	141	22	-	26,103	
MAR 2002	NB	138	-	18,198	3,720	172	789	187	28	389	3,889	58	179	29	2	27,778	53,721
	SB	180	-	16,775	3,860	226	744	172	18	404	3,326	45	166	25	2	25,943	
APR 2002	NB	108	-	18,955	3,833	223	1,000	220	63	444	4,095	58	174	30	1	29,204	56,813
	SB	167	-	17,840	3,739	252	913	259	27	474	3,680	57	174	26	1	27,609	
MAY 2002	NB	110	-	19,800	4,181	211	1,086	239	85	433	4,067	53	179	31	2	30,477	59,165
	SB	144	-	18,744	3,900	263	1,031	296	22	475	3,571	51	164	26	1	28,688	
JUN 2002	NB	134	-	20,600	4,445	221	1,291	250	80	449	4,145	59	181	34	3	31,892	61,881
	SB	166	-	19,338	4,307	267	1,241	252	35	510	3,626	53	169	25	-	29,989	
JUL 2002	NB	212	-	19,865	3,974	189	1,243	194	77	409	3,499	52	150	28	2	29,894	57,547
	SB	178	-	18,492	3,607	222	1,198	231	17	441	3,079	49	136	2	1	27,653	
AUG 2002	NB	119	-	20,794	4,535	212	1,157	222	104	452	3,935	47	175	28	2	31,782	62,304
	SB	106	-	20,479	4,111	240	1,042	263	40	488	3,511	51	163	26	2	30,522	
SEP 2002	NB	103	-	17,510	4,718	189	1,040	201	88	410	3,723	45	159	27	2	28,215	55,629
	SB	92	-	16,998	4,812	212	1,103	246	17	470	3,239	48	151	25	1	27,414	
OCT 2002	NB	98	-	18,228	5,205	193	1,257	231	145	416	3,855	47	167	31	2	29,875	58,721
	SB	97	-	17,505	5,203	230	1,503	312	16	467	3,271	63	151	26	2	28,846	
NOV 2002	NB																
	SB																
DEC 2002	NB																
	SB																
AVERAGE	NB	142	0	19,021	4,208	193	1,101	211	75	415	3,835	51	169	29	2	29,451	57,291
	SB	146	0	18,023	4,083	224	1,072	240	23	448	3,352	50	157	23	1	27,839	
TOTAL (NB+SB)		288	0	37,043	8,291	416	2,173	451	97	863	7,187	100	326	52	3	57,291	
% DAILY	NB	0.5%	0.0%	64.6%	14.3%	0.7%	3.7%	0.7%	0.3%	1.4%	13.0%	0.2%	0.6%	0.1%	0.0%	100.0%	
	SB	0.5%	0.0%	64.7%	14.7%	0.8%	3.9%	0.9%	0.1%	1.6%	12.0%	0.2%	0.6%	0.1%	0.0%	100.0%	
% TOTAL		0.5%	0.0%	64.7%	14.5%	0.7%	3.8%	0.8%	0.2%	1.5%	12.5%	0.2%	0.6%	0.1%	0.0%	100.0%	
No data available																	
PRIOR YEARS SUMMARY DATA (AVERAGE AADT)																	
2001	NB	88	0	20,142	2,720	78	599	189	54	310	3,190	41	143	22	1	27,578	54,407
	SB	79	0	19,588	2,959	80	592	210	20	324	2,792	43	124	18	1	26,828	
2000	NB	No data available														0	0
	SB	No data available														0	
1999	NB	No data available														0	0
	SB	No data available														0	
1998	NB	57		18,027	1,414	44	458	98	67	240	2,419	59	59	10	1	22,953	45,722
	SB	60		18,520	1,411	31	431	93	58	217	1,832	57	50	9	0	22,769	
1997	NB	59	0	15,314	1,423	90	348	76	56	146	1,965	58	47	6	1	19,589	38,435
	SB	No classification data available														18,846	
1996	NB	58	0	15,328	1,440	101	347	86	70	175	1,847	52	44	5	0	19,553	37,412
	SB	44	0	14,119	1,234	140	365	89	63	199	1,503	55	44	4	0	17,859	
1995	NB	54	0	13,079	1,516	184	393	94	57	177	1,796	40	25	8	0	17,423	34,128
	SB	58	0	12,903	1,367	122	379	88	40	140	1,548	30	26	4	0	16,705	
1994	NB	56	0	11,751	1,350	22	349	86	49	142	1,122	29	26	8	3	14,993	30,172
	SB	58	0	11,877	1,313	22	337	85	46	132	1,240	29	29	10	1	15,179	
1993	NB	41		8,020	1,202	62	219	56	57	129	1,112	19	31	11	1	10,960	21,410
	SB	45		7,537	1,184	66	202	63	64	131	1,109	13	28	8	0	10,450	

New Jersey Department of Transportation
Bureau of Transportation Data Development
Roadway Systems Section

DAILY WEEKDAY (MONDAY THRU FRIDAY ONLY) AVERAGE BY VEHICLE CLASSIFICATION (FHWA 13 CLASSIFICATION SCHEME)

LOCATION: I-295 (NB/SB), MP 2.9, Carneys Point, Salem Co.
F.C.= 11 #VALUE! #VALUE! #VALUE! #VALUE!

MONTH	DIR	Unclass	Motor-cycle	Auto	2-Axle 4-Tire	Bus	2-Axle 6-Tire	3-Axle 1-Unit	4-Axle 1-Unit	<=4-Axle 1-Trailer	5-Axle 1-Trailer	>=6-Axle 1-Trailer	<=4-Axle 2-Trailer	6-Axle 2-Trailer	>=7-Axle 2-Trailer	MONTHLY ADT	
		0	1	2	3	4	5	6	7	8	9	10	11	12	13	NB	SB
JAN 2002	NB	62	-	10,137	1,989	69	368	108	8	187	2,081	10	45	5	-	15,069	30,176
	SB															15,107	
FEB 2002	NB	55	-	9,826	1,940	67	358	114	7	185	2,086	10	43	4	1	14,696	30,061
	SB															15,365	
MAR 2002	NB															-	-
	SB															-	
APR 2002	NB															-	-
	SB															-	
MAY 2002	NB															-	-
	SB															-	
JUN 2002	NB															-	-
	SB															-	
JUL 2002	NB															-	-
	SB															-	
AUG 2002	NB	13	-	12,358	1,800	32	375	164	27	60	2,074	10	38	4	4	16,959	34,583
	SB															17,624	
SEP 2002	NB															15,996	32,529
	SB															16,533	
OCT 2002	NB	14	-	10,264	2,842	31	355	179	31	54	2,038	10	34	3	2	15,857	32,410
	SB															16,553	
NOV 2002	NB																
	SB																
DEC 2002	NB																
	SB																
AVERAGE	NB	36	0	10,646	2,143	50	364	141	18	122	2,070	10	40	4	2	15,715	31,952
	SB															16,236	
TOTAL (NB+SB)		36	0	10,646	2,143	50	364	141	18	122	2,070	10	40	4	2	31,952	
% DAILY	NB	0.2%	0.0%	67.7%	13.6%	0.3%	2.3%	0.9%	0.1%	0.8%	13.2%	0.1%	0.3%	0.0%	0.0%	100.0%	
	SB	0.0%	0.0%	0.0%	0.0%	0.0%	0.0%	0.0%	0.0%	0.0%	0.0%	0.0%	0.0%	0.0%	0.0%	100.0%	
% TOTAL		0.1%	0.0%	33.3%	6.7%	0.2%	1.1%	0.4%	0.1%	0.4%	6.5%	0.0%	0.1%	0.0%	0.0%	100.0%	
No data available																	
PRIOR YEARS SUMMARY DATA (AVERAGE AADT)																	
2001	NB	110	0	10,613	1,992	54	368	109	7	143	1,646	10	35	3	0	15,089	30,259
	SB	122	0	10,414	1,999	70	398	169	41	183	1,712	23	36	3	1	15,169	
2000	NB	172	0	10,023	2,279	78	445	116	9	170	1,685	8	42	5	2	15,034	30,062
	SB	146	0	9,921	2,265	74	489	156	26	192	1,704	12	37	5	1	15,028	
1999	NB	126	0	9,855	1,794	72	410	88	4	152	1,638	7	38	7	0	14,191	28,698
	SB	132	0	10,116	1,703	79	423	125	31	151	1,686	11	43	6	1	14,507	
1998	NB	153	0	10,072	1,498	73	462	71	2	147	1,474	6	41	8	0	14,007	27,776
	SB	129	0	9,844	1,348	75	412	114	17	138	1,628	7	50	7	0	13,769	
1997	NB	197	0	8,004	1,474	57	425	73	5	145	1,530	6	44	7	0	11,967	23,343
	SB	166	0	7,318	1,490	72	409	90	7	143	1,620	6	48	7	0	11,376	

New Jersey Department of Transportation
Bureau of Transportation Data Development
Roadway Systems Section

DAILY WEEKDAY (MONDAY THRU FRIDAY ONLY) AVERAGE BY VEHICLE CLASSIFICATION (FHWA 13 CLASSIFICATION SCHEME)

LOCATION: I-295 (NB/SB), MP 35.7, Cherry Hill Township, Camden Co.
F.C.= 11 8145.7132 8530.949 2446.75 2567.1

MONTH	DIR	Unclass	Motor-cycle	Auto	2-Axle	Bus	2-Axle	3-Axle	4-Axle	<=4-Axle	5-Axle	>=6-Axle	<=4-Axle	6-Axle	>=7-Axle	MONTHLY ADT	
		0	1	2	3	4	5	6	7	8	9	10	11	12	13	NB	COMBINE
JAN 2002	NB	221	-	44,377	7,132	211	1,900	614	114	538	3,118	35	71	7	1	58,339	118,420
	SB	325	-	45,004	7,972	278	2,394	348	155	474	3,022	40	62	5	2	60,081	
FEB 2002	NB	203	-	44,133	7,731	184	1,891	441	109	525	2,942	30	70	5	1	58,265	118,372
	SB	278	-	44,970	8,170	304	2,458	293	101	459	2,973	26	67	7	1	60,107	
MAR 2002	NB	284	-	43,793	7,719	208	1,964	421	96	542	3,045	29	67	6	2	58,176	118,481
	SB	293	-	44,763	8,197	348	2,466	291	105	494	3,246	29	64	6	3	60,305	
APR 2002	NB	283	-	45,840	8,341	274	2,096	519	138	581	3,057	34	72	6	1	61,242	123,906
	SB	289	-	46,854	8,528	425	2,007	404	170	535	3,344	34	65	6	3	62,664	
MAY 2002	NB	240	-	45,272	8,392	273	2,165	448	122	577	2,955	33	67	6	2	60,552	122,675
	SB	268	-	46,157	8,488	449	2,462	348	104	546	3,192	32	67	6	4	62,123	
JUN 2002	NB	277	-	46,172	8,145	300	2,198	460	116	596	3,017	32	67	7	1	61,388	124,149
	SB	262	-	46,598	8,530	473	2,566	342	116	553	3,210	35	67	7	2	62,761	
JUL 2002	NB	216	-	43,994	8,575	222	2,315	467	110	542	2,932	36	53	6	7	59,475	120,584
	SB	251	-	44,902	8,386	263	3,060	355	129	494	3,173	36	54	5	1	61,109	
AUG 2002	NB	253	-	44,386	7,264	117	1,861	496	147	529	3,153	39	47	4	1	58,297	118,326
	SB	226	-	45,239	8,145	150	2,109	358	146	455	3,116	34	46	4	1	60,029	
SEP 2002	NB	248	-	46,722	8,020	103	2,087	531	195	543	3,283	35	47	4	-	61,818	125,128
	SB	214	-	47,514	8,600	115	2,499	426	142	477	3,241	34	44	3	1	63,310	
OCT 2002	NB	162	-	44,848	8,854	221	2,116	530	164	593	3,067	34	55	5	2	60,651	123,207
	SB	147	-	45,546	9,228	365	2,958	387	147	509	3,170	31	59	6	3	62,556	
NOV 2002	NB																
NOV 2002	SB																
DEC 2002	NB																
DEC 2002	SB																
AVERAGE	NB	239	0	44,954	8,017	211	2,059	493	131	557	3,057	34	62	6	2	59,820	121,325
AVERAGE	SB	255	0	45,755	8,424	317	2,498	355	132	500	3,169	33	60	6	2	61,505	
TOTAL (NB+SB)		494	0	90,708	16,442	528	4,557	848	263	1,056	6,226	67	121	11	4	121,325	
% DAILY	NB	0.4%	0.0%	75.1%	13.4%	0.4%	3.4%	0.8%	0.2%	0.9%	5.1%	0.1%	0.1%	0.0%	0.0%	100.0%	
% DAILY	SB	0.4%	0.0%	74.4%	13.7%	0.5%	4.1%	0.6%	0.2%	0.8%	5.2%	0.1%	0.1%	0.0%	0.0%	100.0%	
% TOTAL		0.4%	0.0%	74.8%	13.6%	0.4%	3.8%	0.7%	0.2%	0.9%	5.1%	0.1%	0.1%	0.0%	0.0%	100.0%	
No data available																	
PRIOR YEARS SUMMARY DATA (AVERAGE AADT)																	
2001	NB	395	0	40,490	7,165	183	2,152	431	84	420	2,601	29	46	3	0	53,999	109,790
	SB	380	0	42,095	7,584	128	2,282	269	76	362	2,542	25	45	4	1	55,791	
2000	NB	No data available															
	SB	No data available															
1999	NB	127		35,966	6,641	92	1,410	263	53	476	2,376	26	72	5	5	47,512	100,514
	SB	177		41,161	6,689	82	1,633	268	39	489	2,365	27	61	9	2	53,002	
1998	NB	116		37,368	6,667	87	1,441	243	65	455	2,303	24	67	7	2	48,845	100,004
	SB	132		39,440	6,736	88	1,565	243	70	458	2,329	24	67	5	2	51,159	
1997	NB	112	0	38,211	6,131	65	1,249	202	62	390	2,293	22	42	5	2	48,786	99,034
	SB	163	0	39,341	5,979	69	1,294	293	48	390	2,574	29	58	8	2	50,248	

New Jersey Department of Transportation
Bureau of Transportation Data Development
Roadway Systems Section

DAILY WEEKDAY (MONDAY THRU FRIDAY ONLY) AVERAGE BY VEHICLE CLASSIFICATION (FHWA 13 CLASSIFICATION SCHEME)

LOCATION: I-295 (NB/SB), MP 39.6, Mount Laurel Twp., Burlington Co.
F.C.= 11 6429.6598 6896.31 1414.19 1549.73

MONTH	DIR	Unclass	Motor-cycle	Auto	2-Axle 4-Tire	Bus	2-Axle 6-Tire	3-Axle 1-Unit	4-Axle 1-Unit	<=4-Axle 1-Trailer	5-Axle 1-Trailer	>=6-Axle 1-Trailer	<=4-Axle 2-Trailer	6-Axle 2-Trailer	>=7-Axle 2-Trailer	MONTHLY ADT	
		0	1	2	3	4	5	6	7	8	9	10	11	12	13	NB	COMBINE
																	SB
JAN 2002	NB	148	-	37,884	7,485	64	1,317	440	139	602	2,560	34	56	15	5	50,749	101,854
	SB	108	-	37,662	8,032	217	1,328	340	164	342	2,829	38	37	6	2	51,105	
FEB 2002	NB	121	-	38,555	7,022	124	1,324	385	112	305	2,995	36	38	6	1	51,024	102,869
	SB	190	-	37,753	8,496	218	1,532	323	119	313	2,818	33	42	6	2	51,845	
MAR 2002	NB	141	-	37,254	8,418	156	1,347	400	138	410	3,547	38	44	4	1	51,898	104,886
	SB	182	-	38,455	8,639	249	1,492	327	176	364	3,027	30	41	4	2	52,988	
APR 2002	NB	170	-	37,476	8,547	166	1,666	478	202	450	3,784	49	50	6	2	53,046	106,809
	SB	105	-	39,071	8,452	269	1,700	422	178	377	3,111	32	40	4	2	53,763	
MAY 2002	NB	170	-	37,705	8,579	179	1,560	415	129	453	3,619	46	46	5	1	52,907	106,380
	SB	96	-	38,961	8,511	296	1,709	350	107	385	2,983	32	37	4	2	53,473	
JUN 2002	NB	180	-	39,057	8,315	190	1,825	416	133	484	3,765	52	49	5	1	54,472	109,508
	SB	128	-	39,702	8,896	310	1,925	378	107	401	3,110	40	32	6	1	55,036	
JUL 2002	NB	190	-	36,092	8,356	189	1,561	409	134	407	3,438	46	39	6	1	50,868	102,962
	SB	172	-	37,259	8,906	265	1,662	345	135	353	2,924	36	30	5	2	52,094	
AUG 2002	NB	119	-	37,830	8,836	341	1,652	403	202	429	3,592	40	37	8	1	53,490	108,242
	SB	105	-	39,613	8,896	288	1,708	431	208	397	3,030	35	35	4	2	54,752	
SEP 2002	NB															52,973	106,588
	SB															53,615	
OCT 2002	NB	103	-	38,289	9,078	301	1,496	342	134	402	3,460	39	28	5	1	53,678	108,364
	SB	185	-	39,311	9,339	249	1,777	382	118	380	2,873	34	34	2	2	54,686	
NOV 2002	NB																
	SB																
DEC 2002	NB																
	SB																
AVERAGE	NB	149	0	37,794	8,293	190	1,528	410	147	438	3,418	42	43	7	2	52,459	105,764
	SB	141	0	38,643	8,685	262	1,648	366	146	368	2,967	34	36	5	2	53,305	
TOTAL (NB+SB)		290	0	76,437	16,978	452	3,176	776	293	806	6,385	77	79	11	3	105,764	
% DAILY	NB	0.3%	0.0%	72.0%	15.8%	0.4%	2.9%	0.8%	0.3%	0.8%	6.5%	0.1%	0.1%	0.0%	0.0%	100.0%	
	SB	0.3%	0.0%	72.5%	16.3%	0.5%	3.1%	0.7%	0.3%	0.7%	5.6%	0.1%	0.1%	0.0%	0.0%	100.0%	
% TOTAL		0.3%	0.0%	72.3%	16.1%	0.4%	3.0%	0.7%	0.3%	0.8%	6.0%	0.1%	0.1%	0.0%	0.0%	100.0%	
No data available																	
PRIOR YEARS SUMMARY DATA (AVERAGE AADT)																	
2001	NB	154	0	35,081	5,383	88	1,184	312	93	315	2,915	37	38	5	1	45,605	91,850
	SB	172	0	35,803	5,795	128	1,302	298	63	274	2,345	28	31	4	1	46,244	
2000	NB	194	0	32,619	5,358	81	1,282	303	79	393	2,796	43	41	5	2	43,196	87,078
	SB	195	0	33,765	5,603	97	1,224	327	51	279	2,273	33	29	4	2	43,882	
1999	NB	162	0	30,746	5,121	88	965	293	87	387	2,756	41	43	8	2	40,699	81,604
	SB	155	0	31,294	5,141	86	1,171	296	61	275	2,342	38	31	12	3	40,905	
1998	NB	193	0	28,450	5,003	75	1,256	274	84	358	2,798	40	44	8	1	38,584	78,352
	SB	162	0	30,060	5,381	65	1,115	258	54	264	2,325	37	34	12	1	39,768	
1997	NB	113	0	27,569	4,908	78	958	267	74	364	2,935	41	40	7	1	37,355	74,254
	SB	181	0	27,553	4,462	62	923	435	36	363	2,818	28	27	10	1	36,899	
1996	NB	198	0	27,047	4,639	74	999	253	69	385	2,871	45	46	7	1	36,634	73,214
	SB	192	0	27,975	4,418	60	990	387	33	289	2,149	36	37	13	1	36,580	
1995	NB	161	0	25,097	4,150	64	787	221	43	355	2,818	46	47	7	1	33,797	67,465
	SB	180	0	25,702	4,422	43	771	193	27	260	1,967	45	35	22	1	33,668	
1994	NB	177	0	22,860	4,123	49	714	195	45	291	2,593	39	29	6	0	31,121	61,187
	SB	175	0	22,551	4,197	43	695	183	35	234	1,847	57	27	21	1	30,066	
1993	NB	196	0	23,152	4,197	48	734	204	57	331	2,714	44	38	7	0	31,722	63,078
	SB	123	0	23,983	4,178	40	682	195	27	247	1,783	44	32	18	4	31,356	

New Jersey Department of Transportation
Bureau of Transportation Data Development
Roadway Systems Section

DAILY WEEKDAY (MONDAY THRU FRIDAY ONLY) AVERAGE BY VEHICLE CLASSIFICATION (FHWA 13 CLASSIFICATION SCHEME)

LOCATION: US-322 (EB/WB), MP 27.5, Monroe Twp., Gloucester Co.
F.C.= 06 1408.6909 1322.774 154.622 164.226

MONTH	DIR	Unclass	Motor-cycle	Auto	2-Axle 4-Tire	Bus	2-Axle 6-Tire	3-Axle 1-Unit	4-Axle 1-Unit	<=4-Axle 1-Trailer	5-Axle 1-Trailer	>=6-Axle 1-Trailer	<=4-Axle 2-Trailer	6-Axle 2-Trailer	>=7-Axle 2-Trailer	MONTHLY ADT	
		0	1	2	3	4	5	6	7	8	9	10	11	12	13	EB WB	COMBINE
JAN 2002	EB	12	-	6,127	1,301	13	242	28	5	27	46	3	-	-	-	7,804	15,581
	WB	13	-	6,113	1,296	13	226	31	12	26	46	1	-	-	-	7,777	
FEB 2002	EB	12	-	6,574	1,393	19	252	29	4	26	47	2	-	-	-	8,358	16,476
	WB	11	-	6,367	1,372	13	248	27	8	25	46	1	-	-	-	8,118	
MAR 2002	EB	20	-	6,609	1,408	16	252	43	4	31	57	7	-	-	-	8,447	16,605
	WB	17	-	6,404	1,322	10	264	29	15	36	58	3	-	-	-	8,158	
APR 2002	EB	23	-	6,925	1,311	14	302	57	21	43	68	3	1	-	-	8,768	17,218
	WB	23	-	6,667	1,288	14	267	42	33	47	65	3	1	-	-	8,450	
MAY 2002	EB	27	-	7,078	1,393	15	426	49	9	53	60	3	1	-	-	9,114	17,959
	WB	27	-	7,039	1,258	13	333	36	24	53	59	2	1	-	-	8,845	
JUN 2002	EB	29	-	7,470	1,439	12	351	65	30	42	54	3	1	-	-	9,496	18,415
	WB	37	-	7,021	1,266	13	368	92	23	42	54	2	1	-	-	8,919	
JUL 2002	EB	28	-	7,549	1,439	11	385	47	5	40	55	2	-	-	-	9,561	18,789
	WB	33	-	7,380	1,218	10	438	33	21	43	50	2	-	-	-	9,228	
AUG 2002	EB	23	-	7,463	1,439	11	395	61	5	36	62	3	-	-	-	9,498	18,528
	WB	35	-	7,127	1,225	10	466	37	32	37	59	2	-	-	-	9,030	
SEP 2002	EB	23	-	7,235	1,140	13	406	62	15	32	54	3	-	-	-	8,983	17,844
	WB	29	-	6,976	1,099	14	577	43	31	37	52	2	1	-	-	8,861	
OCT 2002	EB															-	
	WB															-	
NOV 2002	EB																
	WB																
DEC 2002	EB																
	WB																
AVERAGE	EB	22	0	7,003	1,363	14	335	49	11	37	56	3	0	0	0	8,892	17,491
	WB	25	0	6,788	1,260	12	354	41	22	38	54	2	0	0	0	8,598	
TOTAL (EB+WB)		47	0	13,792	2,623	26	689	90	33	75	110	5	1	0	0	17,491	
% DAILY	EB	0.2%	0.0%	78.8%	15.3%	0.2%	3.8%	0.6%	0.1%	0.4%	0.6%	0.0%	0.0%	0.0%	0.0%	100.0%	
	WB	0.3%	0.0%	78.9%	14.7%	0.1%	4.1%	0.5%	0.3%	0.4%	0.6%	0.0%	0.0%	0.0%	0.0%	100.0%	
% TOTAL		0.3%	0.0%	78.9%	15.0%	0.1%	3.9%	0.5%	0.2%	0.4%	0.6%	0.0%	0.0%	0.0%	0.0%	100.0%	
No data available																	
PRIOR YEARS SUMMARY DATA (AVERAGE AADT)																	
2001	EB	42	0	7,000	1,468	13	161	41	9	20	48	2	0	0	0	8,805	17,490
	WB	45	0	6,925	1,408	13	175	28	18	24	46	2	0	0	0	8,684	
2000	EB	60	0	6,955	1,239	11	146	50	5	22	59	3	1	0	1	8,552	17,119
	WB	52	0	6,980	1,245	11	152	29	17	21	55	4	0	0	1	8,567	
1999	EB	64	0	7,483	1,244	10	148	57	7	27	63	4	1	0	1	9,109	18,361
	WB	56	0	7,580	1,282	10	165	38	22	28	64	5	1	0	1	9,252	
1998	EB	48	0	7,073	1,255	9	145	47	5	23	57	3	1	0	0	8,666	17,250
	WB	50	0	7,025	1,214	11	146	35	14	25	59	4	1	0	0	8,584	
1997	EB	41	0	7,327	1,228	7	126	50	6	28	66	5	1	0	0	8,885	17,807
	WB	61	0	7,275	1,275	9	136	34	23	29	67	11	2	0	0	8,922	

New Jersey Department of Transportation
Bureau of Transportation Data Development
Roadway Systems Section

DAILY WEEKDAY (MONDAY THRU FRIDAY ONLY) AVERAGE BY VEHICLE CLASSIFICATION (FHWA 13 CLASSIFICATION SCHEME)

LOCATION: I-700 (NB) New Jersey Turnpike, MP 0.3, Carneys Point, Salem Co.
F.C.= 12 2512.6077 #DIV/0! 364.464 #DIV/0!

MONTH	DIR	Unclass	Motor-cycle	Auto	2-Axle 4-Tire	Bus	2-Axle 6-Tire	3-Axle 1-Unit	4-Axle 1-Unit	<=4-Axle 1-Trailer	5-Axle 1-Trailer	>=6-Axle 1-Trailer	<=4-Axle 2-Trailer	6-Axle 2-Trailer	>=7-Axle 2-Trailer	MONTHLY ADT	
		0	1	2	3	4	5	6	7	8	9	10	11	12	13	NB	COMBINE
JAN 2002	NB	67	-	9,683	2,084	90	313	116	3	176	2,161	4	53	16	-	14,766	14,766
	SB																
FEB 2002	NB	71	-	10,202	2,191	103	469	116	4	178	2,212	8	53	18	-	15,625	15,625
	SB																
MAR 2002	NB	72	-	11,407	2,468	138	364	127	2	215	2,303	6	61	16	-	17,179	17,179
	SB																
APR 2002	NB	93	-	11,979	2,874	179	518	160	5	206	2,304	10	57	17	-	18,402	18,402
	SB																
MAY 2002	NB	98	-	13,261	2,903	136	350	142	4	210	2,422	10	60	18	-	19,614	19,614
	SB																
JUN 2002	NB															20,857	20,857
	SB																
JUL 2002	NB	109	-	17,303	4,199	144	671	181	15	201	2,313	6	56	20	-	25,218	25,218
	SB																
AUG 2002	NB	98	-	16,369	3,957	148	586	157	10	199	2,274	7	56	19	-	23,880	23,880
	SB																
SEP 2002	NB															18,645	18,645
	SB																
OCT 2002	NB	74	-	11,446	2,626	117	577	150	3	204	2,295	8	59	23	-	17,582	17,582
	SB																
NOV 2002	NB																
	SB																
DEC 2002	NB																
	SB																
AVERAGE	NB	85	0	12,706	2,913	132	481	144	6	199	2,286	7	57	18	0	19,033	19,033
	SB								No data available								
TOTAL (NB+SB)		85	0	12,706	2,913	132	481	144	6	199	2,286	7	57	18	0	19,033	
% DAILY	NB	0.4%	0.0%	66.8%	15.3%	0.7%	2.5%	0.8%	0.0%	1.0%	12.0%	0.0%	0.3%	0.1%	0.0%	100.0%	
	SB								No data available								
% TOTAL		0.4%	0.0%	66.8%	15.3%	0.7%	2.5%	0.8%	0.0%	1.0%	12.0%	0.0%	0.3%	0.1%	0.0%	100.0%	
No data available																	
PRIOR YEARS SUMMARY DATA (AVERAGE AADT)																	
2001	NB	109	0	13,792	2,861	129	415	123	8	170	1,886	6	46	16	0	19,561	19,561
	SB								No data available								
2000	NB	92	0	13,422	2,669	132	490	125	10	173	1,780	6	43	13	0	18,955	18,955
	SB								No data available								
1999	NB	144		13,910	2,580	142	485	103	9	169	1,783	6	45	13	0	19,389	19,389
	SB								No data available								
1998	NB	157		14,115	2,276	168	406	80	7	161	1,688	6	45	10	0	19,119	19,119
	SB								No data available								
1997	NB	117	0	13,560	1,756	198	330	60	4	145	1,549	5	44	8	0	17,776	17,776
	SB								No data available								

New Jersey Department of Transportation
Bureau of Transportation Data Development
Roadway Systems Section

DAILY WEEKDAY (MONDAY THRU FRIDAY ONLY) AVERAGE BY VEHICLE CLASSIFICATION (FHWA 13 CLASSIFICATION SCHEME)

LOCATION: CO-539 (NB/SB), MP 29.3, Plumstead Twp., Ocean County
F.C.= 07 993.87347 1032.852 73.661 75.7736

MONTH	DIR	Unclass	Motor-cycle	Auto	2-Axle 4-Tire	Bus	2-Axle 6-Tire	3-Axle 1-Unit	4-Axle 1-Unit	<=4-Axle 1-Trailer	5-Axle 1-Trailer	>=6-Axle 1-Trailer	<=4-Axle 2-Trailer	6-Axle 2-Trailer	>=7-Axle 2-Trailer	MONTHLY ADT	
		0	1	2	3	4	5	6	7	8	9	10	11	12	13	NB	COMBINE
JAN 2002	NB	45	-	3,142	757	1	57	31	119	3	25	1	-	-	-	4,181	8,267
	SB	24	-	3,083	740	10	54	89	34	6	45	1	-	-	-	4,086	
FEB 2002	NB	29	-	3,104	752	6	55	41	119	8	33	-	-	-	-	4,147	8,289
	SB	25	-	3,090	765	10	64	88	45	5	48	2	-	-	-	4,142	
MAR 2002	NB	29	-	3,259	797	9	59	43	142	6	47	1	-	-	-	4,392	8,807
	SB	27	-	3,257	814	7	73	119	47	13	57	1	-	-	-	4,415	
APR 2002	NB	38	-	3,555	830	9	89	38	177	10	58	2	-	-	-	4,806	9,680
	SB	21	-	3,656	843	12	80	147	43	12	58	2	-	-	-	4,874	
MAY 2002	NB	26	-	3,867	872	15	108	35	180	16	68	1	-	-	-	5,188	10,577
	SB	18	-	4,054	940	16	101	143	40	17	58	2	-	-	-	5,389	
JUN 2002	NB	23	-	4,004	993	16	116	35	188	17	79	2	1	-	-	5,474	11,178
	SB	14	-	4,253	1,032	20	123	147	35	15	62	2	-	-	1	5,704	
JUL 2002	NB	20	-	5,087	1,220	13	153	23	132	15	47	1	-	-	-	6,711	13,374
	SB	17	-	5,056	1,229	15	144	114	24	16	46	2	-	-	-	6,663	
AUG 2002	NB	18	-	4,784	1,102	16	171	36	209	15	68	3	1	-	-	6,423	13,139
	SB	15	-	4,987	1,249	16	165	161	40	16	65	2	-	-	-	6,716	
SEP 2002	NB	15	-	3,763	1,204	18	154	38	180	18	65	2	1	-	-	5,458	10,845
	SB	16	-	3,836	1,100	14	148	153	38	18	61	3	-	-	-	5,387	
OCT 2002	NB	22	-	3,465	1,003	16	155	29	174	12	59	4	-	-	-	4,939	9,887
	SB	33	-	3,507	1,024	15	149	133	19	15	50	3	-	-	-	4,948	
NOV 2002	NB																
NOV 2002	SB																
DEC 2002	NB																
DEC 2002	SB																
AVERAGE	NB	26	0	3,800	954	12	111	44	151	12	55	2	0	0	0	5,167	10,400
AVERAGE	SB	21	0	3,878	974	14	110	129	37	13	55	2	0	0	0	5,232	
TOTAL (NB+SB)		47	0	7,678	1,928	26	221	173	188	25	110	4	0	0	0	10,400	
% DAILY	NB	0.5%	0.0%	73.5%	18.5%	0.2%	2.1%	0.9%	2.9%	0.2%	1.1%	0.0%	0.0%	0.0%	0.0%	100.0%	
% DAILY	SB	0.4%	0.0%	74.1%	18.6%	0.3%	2.1%	2.5%	0.7%	0.3%	1.1%	0.0%	0.0%	0.0%	0.0%	100.0%	
% TOTAL		0.5%	0.0%	73.8%	18.5%	0.2%	2.1%	1.7%	1.8%	0.2%	1.1%	0.0%	0.0%	0.0%	0.0%	100.0%	
No data available																	
PRIOR YEARS SUMMARY DATA (AVERAGE AADT)																	
2001	NB	33		3,756	904	5	67	40	105	14	52	3	0	0	0	4,979	9,872
	SB	24		3,713	886	9	65	100	34	13	46	3	0	0	0	4,893	
2000	NB	39		3,803	641	4	47	24	81	74	73	3	1	0	0	4,790	9,140
	SB	27		3,328	765	9	46	78	11	26	57	2	1	0	0	4,350	

New Jersey Department of Transportation
Bureau of Transportation Data Development
Roadway Systems Section

DAILY WEEKDAY (MONDAY THRU FRIDAY ONLY) AVERAGE BY VEHICLE CLASSIFICATION (FHWA 13 CLASSIFICATION SCHEME)

LOCATION:
F.C.= 16

CO-551 (NB/SB), MP 6.8, Carneys Point, Salem Co.

114.32763 126.4505 29.4963 22.5676

MONTH	DIR	Unclass	Motor-cycle	Auto	2-Axle 4-Tire	Bus	2-Axle 6-Tire	3-Axle 1-Unit	4-Axle 1-Unit	<=4-Axle 1-Trailer	5-Axle 1-Trailer	>=6-Axle 1-Trailer	<=4-Axle 2-Trailer	6-Axle 2-Trailer	>=7-Axle 2-Trailer	MONTHLY ADT		
		0	1	2	3	4	5	6	7	8	9	10	11	12	13	NB	SB	COMBINE
JAN 2002	NB	2	-	601	101	-	30	4	-	1	7	-	-	-	-	-	746	1,570
	SB	1	-	652	132	-	34	3	-	-	2	-	-	-	-	-	824	
FEB 2002	NB	2	-	683	116	-	34	7	-	1	10	-	-	-	-	-	853	1,751
	SB	1	-	746	113	-	32	2	-	1	3	-	-	-	-	-	898	
MAR 2002	NB	1	-	682	120	-	42	7	1	3	12	-	-	-	-	-	868	1,796
	SB	1	-	749	134	-	35	3	-	3	3	-	-	-	-	-	928	
APR 2002	NB	2	-	710	117	-	54	11	1	3	12	-	-	-	-	-	910	1,878
	SB	3	-	727	184	-	41	5	1	4	3	-	-	-	-	-	968	
MAY 2002	NB	1	-	682	115	-	45	9	-	4	11	-	-	-	-	-	867	1,795
	SB	3	-	680	182	-	50	4	1	4	4	-	-	-	-	-	928	
JUN 2002	NB	5	-	629	134	-	48	7	-	2	10	-	-	-	-	-	835	1,764
	SB	3	-	747	126	1	41	3	-	2	6	-	-	-	-	-	929	
JUL 2002	NB	2	-	627	167	1	34	9	1	5	9	-	-	-	-	-	855	1,776
	SB	3	-	733	139	-	37	3	-	3	3	-	-	-	-	-	921	
AUG 2002	NB	2	-	572	143	-	90	7	-	4	9	-	-	-	-	-	827	1,721
	SB	3	-	672	176	-	34	4	-	2	3	-	-	-	-	-	894	
SEP 2002	NB	1	-	677	131	-	66	10	1	3	8	-	-	-	-	-	897	1,872
	SB	4	-	733	194	1	38	2	-	1	2	-	-	-	-	-	975	
OCT 2002	NB	2	-	678	159	-	33	9	-	2	8	-	-	-	-	-	891	1,867
	SB	3	-	757	178	-	33	1	-	1	3	-	-	-	-	-	976	
NOV 2002	NB																	
NOV 2002	SB																	
DEC 2002	NB																	
DEC 2002	SB																	
AVERAGE	NB	2	0	654	130	0	48	8	0	3	10	0	0	0	0	0	855	1,779
	SB	3	0	720	156	0	38	3	0	2	3	0	0	0	0	0	924	
TOTAL (NB+SB)		5	0	1,374	286	0	85	11	1	5	13	0	0	0	0	0	1,779	
% DAILY	NB	0.2%	0.0%	76.5%	15.2%	0.0%	5.6%	0.9%	0.0%	0.3%	1.1%	0.0%	0.0%	0.0%	0.0%	0.0%	100.0%	
	SB	0.3%	0.0%	77.9%	16.9%	0.0%	4.1%	0.3%	0.0%	0.2%	0.3%	0.0%	0.0%	0.0%	0.0%	0.0%	100.0%	
% TOTAL		0.3%	0.0%	77.2%	16.1%	0.0%	4.8%	0.6%	0.0%	0.3%	0.7%	0.0%	0.0%	0.0%	0.0%	0.0%	100.0%	
No data available																		
PRIOR YEARS SUMMARY DATA (AVERAGE AADT)																		
2001	NB	5	0	653	112	1	26	6	5	2	8	0	0	0	0	0	818	1,706
	SB	4	0	729	121	0	24	4	0	2	3	0	0	0	0	0	888	
2000	NB	9	0	727	110	1	22	5	1	2	9	0	0	0	0	0	886	1,766
	SB	10	0	723	111	1	28	3	0	1	3	0	0	0	0	0	880	
1999	NB	8	0	660	116	0	32	16	1	3	8	0	0	0	0	0	844	1,777
	SB	9	0	754	126	0	32	4	3	2	3	0	0	0	0	0	933	
1998	NB	7	0	731	117	0	29	9	0	2	6	-	-	-	-	-	901	1,805
	SB	8	0	737	122	0	26	3	4	1	3	0	0	0	0	0	904	
1997	NB	8	0	710	118	0	24	3	2	5	0	0	0	0	0	0	870	1,818
	SB	9	0	791	120	0	22	3	0	1	2	0	0	0	0	0	948	

New Jersey Department of Transportation
Bureau of Transportation Data Development
Roadway Systems Section

DAILY WEEKDAY (MONDAY THRU FRIDAY ONLY) AVERAGE BY VEHICLE CLASSIFICATION (FHWA 13 CLASSIFICATION SCHEME)

LOCATION: CO-653 (NB), MP 2.6, Secaucus, Hudson Co.
F.C.= 16 1472.9434 815.404

MONTH	DIR	Unclass	Motor-cycle	Auto	2-Axle 4-Tire	Bus	2-Axle 6-Tire	3-Axle 1-Unit	4-Axle 1-Unit	<=4-Axle 1-Trailer	5-Axle 1-Trailer	>=6-Axle 1-Trailer	<=4-Axle 2-Trailer	6-Axle 2-Trailer	>=7-Axle 2-Trailer	MONTHLY ADT	
		0	1	2	3	4	5	6	7	8	9	10	11	12	13	NB	COMBINE
JAN 2002	NB	81	-	8,505	1,276	81	696	229	-	367	318	1	39	1	-	11,594	11,594
	SB																
FEB 2002	NB	82	-	8,449	1,285	73	711	220	2	386	320	-	36	-	-	11,564	11,564
	SB																
MAR 2002	NB	64	-	8,449	1,292	87	728	204	1	426	335	-	37	1	-	11,624	11,624
	SB																
APR 2002	NB	40	-	8,731	1,298	86	757	233	1	430	343	1	41	-	-	11,961	11,961
	SB																
MAY 2002	NB	34	-	8,897	1,397	85	785	208	1	397	357	1	37	2	-	12,201	12,201
	SB																
JUN 2002	NB	43	-	9,723	1,472	94	815	248	1	420	394	-	40	1	-	13,251	13,251
	SB																
JUL 2002	NB																
	SB																
AUG 2002	NB	42	-	9,013	1,458	91	863	234	1	463	425	2	41	1	-	12,634	12,634
	SB																
SEP 2002	NB	43	-	9,429	1,128	86	747	238	-	442	440	2	40	1	-	12,596	12,596
	SB																
OCT 2002	NB	50	-	9,585	1,299	98	866	232	2	423	437	2	38	-	-	13,032	13,032
	SB																
NOV 2002	NB																
	SB																
DEC 2002	NB																
	SB																
AVERAGE	NB	53	0	8,976	1,323	87	774	227	1	417	374	1	39	1	0	12,273	12,273
	SB															0	
TOTAL (NB+SB)		53	0	8,976	1,323	87	774	227	1	417	374	1	39	1	0	12,273	
% DAILY	NB	0.4%	0.0%	73.1%	10.8%	0.7%	6.3%	1.9%	0.0%	3.4%	3.1%	0.0%	0.3%	0.0%	0.0%	100.0%	
	SB																
% TOTAL		0.4%	0.0%	73.1%	10.8%	0.7%	6.3%	1.9%	0.0%	3.4%	3.1%	0.0%	0.3%	0.0%	0.0%	100.0%	
No data available																	
PRIOR YEARS SUMMARY DATA (AVERAGE AADT)																	
2001	NB	85		7,092	1,073	65	594	163	3	330	248	0	0	0	0	9,653	9,653
	SB						No classification data available										
2000	NB	78		7,213	1,108	58	524	152	2	333	280	1	27	0	0	9,776	9,776
	SB						No classification data available										
1999	NB	72		7,291	1,146	60	507	140	1	307	229	0	31	1	0	9,785	9,785
	SB						No classification data available										
1998	NB	37		7,080	1,120	59	488	141	1	320	218	1	30	0	0	9,495	21,400
	SB	45		9,002	1,254	40	507	160	4	457	374	1	59	2	0	11,905	
1997	NB	36	0	7,059	1,069	46	478	158	1	324	215	0	24	0	0	9,410	21,372
	SB	26		9,102	1,200	34	509	190	5	478	372	1	44	1	0	11,962	

New Jersey Department of Transportation
 Bureau of Transportation Data Development
 Roadway Systems Section

DAILY WEEKDAY (MONDAY THRU FRIDAY ONLY) AVERAGE BY VEHICLE CLASSIFICATION (FHWA 13 CLASSIFICATION SCHEME)

LOCATION: NJ-18 (NB/SB), MP 16.0, Colts Neck Township, Monmouth Co.
 F.C. = 02

MONTH	DIR	Unclass	Motor-cycle	Auto	2-Axle 4-Tire	Bus	2-Axle 6-Tire	3-Axle 1-Unit	4-Axle 1-Unit	<=4-Axle 1-Trailer	5-Axle 1-Trailer	>=6-Axle 1-Trailer	<=4-Axle 2-Trailer	6-Axle 2-Trailer	>=7-Axle 2-Trailer	MONTHLY ADT		
		0	1	2	3	4	5	6	7	8	9	10	11	12	13	NB	SB	COMBINE
JAN 2002	NB																	
	SB																	
FEB 2002	NB																	
	SB																	
MAR 2002	NB																	
	SB																	
APR 2002	NB																	
	SB																	
MAY 2002	NB	New system. Installed and calibrated July 25, 2002.																
	SB	New system. Installed and calibrated July 25, 2002.																
JUN 2002	NB																	
	SB																	
JUL 2002	NB																	
	SB																	
AUG 2002	NB	56	-	13,359	4,678	100	1,027	257	73	178	526	9	4	-	-	-	20,267	
	SB	42	-	13,302	4,615	83	933	253	80	159	519	9	1	-	-	-	19,996	40,263
SEP 2002	NB	67	-	12,744	4,656	98	996	231	68	169	476	9	4	-	-	-	19,518	
	SB	91	-	12,601	4,436	83	888	232	73	151	464	8	2	1	-	-	19,030	38,548
OCT 2002	NB	53	-	12,084	5,101	95	1,057	278	56	168	467	10	3	-	-	-	19,372	
	SB	46	-	12,084	4,833	81	916	244	94	154	477	9	1	1	-	-	18,940	38,312
NOV 2002	NB																	
	SB																	
DEC 2002	NB																	
	SB																	
AVERAGE	NB	59	0	12,729	4,812	98	1,027	255	66	172	490	9	4	0	0	-	19,719	
	SB	60	0	12,662	4,628	82	912	243	82	155	487	9	1	1	0	-	19,322	39,041
TOTAL (NB+SB)																	39,041	
% DAILY	NB	0.3%	0.0%	64.6%	24.4%	0.5%	5.2%	1.3%	0.3%	0.9%	2.5%	0.0%	0.0%	0.0%	0.0%	0.0%	100.0%	
	SB	0.3%	0.0%	65.5%	24.0%	0.4%	4.7%	1.3%	0.4%	0.8%	2.5%	0.0%	0.0%	0.0%	0.0%	0.0%	100.0%	
% TOTAL		0.0%	0.0%	0.0%	0.0%	0.0%	0.0%	0.0%	0.0%	0.0%	0.0%	0.0%	0.0%	0.0%	0.0%	0.0%	100.0%	
	No data available																	

New Jersey Department of Transportation
 Bureau of Transportation Data Development
 Roadway Systems Section

DAILY WEEKDAY (MONDAY THRU FRIDAY ONLY) AVERAGE BY VEHICLE CLASSIFICATION (FHWA 13 CLASSIFICATION SCHEME)

LOCATION: US-40/322, MP 61.5, Egg Harbor Township, Atlantic County
 F.C. = 14

MONTH	DIR	Unclass	Motor-cycle	Auto	2-Axle 4-Tire	Bus	2-Axle 6-Tire	3-Axle 1-Unit	4-Axle 1-Unit	<=4-Axle 1-Trailer	5-Axle 1-Trailer	>=6-Axle 1-Trailer	<=4-Axle 2-Trailer	6-Axle 2-Trailer	>=7-Axle 2-Trailer	MONTHLY ADT		
		0	1	2	3	4	5	6	7	8	9	10	11	12	13	NB	COMBINE	
JAN 2002	EB																	
	WB																	
FEB 2002	EB																	
	WB																	
MAR 2002	EB	New WIM system. Converted from AVC to WIM on August 16, 2002																
	WB	New WIM system. Converted from AVC to WIM on August 16, 2002																
APR 2002	EB																	
	WB																	
MAY 2002	EB																	
	WB																	
JUN 2002	EB																	
	WB																	
JUL 2002	EB																	
	WB																	
AUG 2002	EB																	
	WB																	
SEP 2002	EB	114	-	14,563	1,116	19	392	52	7	11	19	-	-	-	-	-	16,293	
	WB	128	-	15,072	1,112	19	447	63	1	12	18	-	-	-	-	-	16,872	33,165
OCT 2002	EB	77	-	9,202	1,947	33	332	21	9	8	8	-	-	-	-	-	11,637	
	WB	109	-	12,682	2,866	68	494	47	3	12	15	-	-	-	-	-	16,296	27,933
NOV 2002	EB																	
	WB																	
DEC 2002	EB																	
	WB																	
AVERAGE	EB	96	0	11,883	1,532	26	362	37	8	10	14	0	0	0	0	0	13,965	
	WB	119	0	13,877	1,989	44	471	55	2	12	17	0	0	0	0	0	16,584	30,549
TOTAL (EB+WB)																	30,549	
% DAILY	EB	0.7%	0.0%	85.1%	11.0%	0.2%	2.6%	0.3%	0.1%	0.1%	0.1%	0.0%	0.0%	0.0%	0.0%	0.0%	100.0%	
	WB	0.7%	0.0%	83.7%	12.0%	0.3%	2.8%	0.3%	0.0%	0.1%	0.1%	0.0%	0.0%	0.0%	0.0%	0.0%	100.0%	
% TOTAL		0.0%	0.0%	0.0%	0.0%	0.0%	0.0%	0.0%	0.0%	0.0%	0.0%	0.0%	0.0%	0.0%	0.0%	0.0%	100.0%	
No data available																		

New Jersey Department of Transportation
 Bureau of Transportation Data Development
 Roadway Systems Section

DAILY WEEKDAY (MONDAY THRU FRIDAY ONLY) AVERAGE BY VEHICLE CLASSIFICATION (FHWA 13 CLASSIFICATION SCHEME)

LOCATION: NJ-52 (NB/SB), MP 1.6, Ocean City, Cape May County
 F.C. = 14

MONTH	DIR	Unclass	Motor-cycle	Auto	2-Axle 4-Tire	Bus	2-Axle 6-Tire	3-Axle 1-Unit	4-Axle 1-Unit	<=4-Axle 1-Trailer	5-Axle 1-Trailer	>=6-Axle 1-Trailer	<=4-Axle 2-Trailer	6-Axle 2-Trailer	>=7-Axle 2-Trailer	MONTHLY ADT		
		0	1	2	3	4	5	6	7	8	9	10	11	12	13	NB	SB	COMBINE
JAN 2002	NB																	
	SB																	
FEB 2002	NB																	
	SB																	
MAR 2002	NB	New WIM system. Converted from AVC to WIM on August 16, 2002																
	SB	New WIM system. Converted from AVC to WIM on August 16, 2002																
APR 2002	NB																	
	SB																	
MAY 2002	NB																	
	SB																	
JUN 2002	NB																	
	SB																	
JUL 2002	NB																	
	SB																	
AUG 2002	NB																	
	SB																	
SEP 2002	NB	75	-	9,280	2,199	60	253	24	4	14	18	-	-	-	-	-	11,927	
	SB	89	-	9,897	2,251	63	396	37	2	20	22	-	-	-	-	-	12,777	24,704
OCT 2002	NB	78	-	6,628	2,286	49	550	31	6	11	18	-	-	-	-	-	9,657	
	SB	67	-	7,874	2,271	42	612	42	4	16	23	-	-	-	-	-	10,951	20,608
NOV 2002	NB																	
	SB																	
DEC 2002	NB																	
	SB																	
AVERAGE	NB	77	0	7,954	2,243	55	402	28	5	13	18	0	0	0	0	0	10,792	
	SB	78	0	8,886	2,261	53	504	40	3	18	23	0	0	0	0	0	11,864	22,656
TOTAL (NB+SB)																	22,656	
% DAILY	NB	0.7%	0.0%	73.7%	20.8%	0.5%	3.7%	0.3%	0.0%	0.1%	0.2%	0.0%	0.0%	0.0%	0.0%	0.0%	100.0%	
	SB	0.7%	0.0%	74.9%	19.1%	0.4%	4.2%	0.3%	0.0%	0.2%	0.2%	0.0%	0.0%	0.0%	0.0%	0.0%	100.0%	
% TOTAL		0.0%	0.0%	0.0%	0.0%	0.0%	0.0%	0.0%	0.0%	0.0%	0.0%	0.0%	0.0%	0.0%	0.0%	0.0%	100.0%	
No data available																		

New Jersey Department of Transportation
 Bureau of Transportation Data Development
 Roadway Systems Section

DAILY WEEKDAY (MONDAY THRU FRIDAY ONLY) AVERAGE BY VEHICLE CLASSIFICATION (FHWA 13 CLASSIFICATION SCHEME)

LOCATION: NJ-68 (NB/SB), MP 7.0, Mansfield Township, Burlington County
 F.C. = 06

MONTH	DIR	Unclass	Motor-cycle	Auto	2-Axle 4-Tire	Bus	2-Axle 6-Tire	3-Axle 1-Unit	4-Axle 1-Unit	<=4-Axle 1-Trailer	5-Axle 1-Trailer	>=6-Axle 1-Trailer	<=4-Axle 2-Trailer	6-Axle 2-Trailer	>=7-Axle 2-Trailer	MONTHLY ADT		
		0	1	2	3	4	5	6	7	8	9	10	11	12	13	NB	SB	COMBINE
JAN 2002	NB																	
	SB																	
FEB 2002	NB																	
	SB																	
MAR 2002	NB	New WIM system. Converted from AVC to WIM on August 16, 2002																
	SB	New WIM system. Converted from AVC to WIM on August 16, 2002																
APR 2002	NB																	
	SB																	
MAY 2002	NB																	
	SB																	
JUN 2002	NB																	
	SB																	
JUL 2002	NB																	
	SB																	
AUG 2002	NB	44	1	5,422	659	8	185	112	21	21	102	2	1	-	-	-	6,578	
	SB	40	3	5,149	621	9	196	69	34	20	104	2	-	-	-	-	6,247	12,825
SEP 2002	NB	49	-	5,212	604	8	203	53	8	22	91	2	1	-	-	-	6,253	
	SB	35	-	5,017	581	9	245	49	13	22	96	2	-	-	-	-	6,069	12,322
OCT 2002	NB	40	-	5,182	703	7	164	87	13	21	104	2	-	-	-	-	6,323	
	SB	63	1	4,928	676	10	239	61	33	23	107	2	-	-	-	-	6,143	12,466
NOV 2002	NB																	
	SB																	
DEC 2002	NB																	
	SB																	
AVERAGE	NB	44	0	5,272	655	8	184	84	14	21	99	2	1	0	0	0	6,385	
	SB	46	1	5,031	626	9	227	60	27	22	102	2	0	0	0	0	6,153	12,538
TOTAL (NB+SB)																	12,538	
% DAILY	NB	0.7%	0.0%	82.6%	10.3%	0.1%	2.9%	1.3%	0.2%	0.3%	1.6%	0.0%	0.0%	0.0%	0.0%	0.0%	100.0%	
	SB	0.7%	0.0%	81.8%	10.2%	0.2%	3.7%	1.0%	0.4%	0.4%	1.7%	0.0%	0.0%	0.0%	0.0%	0.0%	100.0%	
% TOTAL		0.0%	0.0%	0.0%	0.0%	0.0%	0.0%	0.0%	0.0%	0.0%	0.0%	0.0%	0.0%	0.0%	0.0%	0.0%	100.0%	
	No data available																	

New Jersey Department of Transportation
 Bureau of Transportation Data Development
 Roadway Systems Section

DAILY WEEKDAY (MONDAY THRU FRIDAY ONLY) AVERAGE BY VEHICLE CLASSIFICATION (FHWA 13 CLASSIFICATION SCHEME)

LOCATION: NJ-73 (NB/SB), MP 11.9, Winslow Township, Camden County
 F.C. = 14

MONTH	DIR	Unclass	Motor-cycle	Auto	2-Axle 4-Tire	Bus	2-Axle 6-Tire	3-Axle 1-Unit	4-Axle 1-Unit	<=4-Axle 1-Trailer	5-Axle 1-Trailer	>=6-Axle 1-Trailer	<=4-Axle 2-Trailer	6-Axle 2-Trailer	>=7-Axle 2-Trailer	MONTHLY ADT		
		0	1	2	3	4	5	6	7	8	9	10	11	12	13	NB	SB	COMBINE
JAN 2002	NB																	
	SB																	
FEB 2002	NB																	
	SB																	
MAR 2002	NB	New WIM system. Converted from AVC to WIM on August 16, 2002																
	SB	New WIM system. Converted from AVC to WIM on August 16, 2002																
APR 2002	NB																	
	SB																	
MAY 2002	NB																	
	SB																	
JUN 2002	NB																	
	SB																	
JUL 2002	NB																	
	SB																	
AUG 2002	NB	45	-	7,420	3,252	3	555	84	34	17	47	1	-	-	-	-	11,458	
	SB	64	-	7,620	3,374	2	483	80	40	16	45	1	-	-	-	-	11,725	23,183
SEP 2002	NB	34	-	6,651	3,049	17	656	75	38	26	49	2	-	-	-	-	10,597	
	SB	43	-	6,453	3,302	16	488	85	29	27	49	3	-	-	-	-	10,495	21,092
OCT 2002	NB	34	-	6,062	2,820	16	747	57	41	25	59	3	-	-	-	-	9,864	
	SB	59	-	5,918	2,987	12	667	78	16	22	55	2	-	-	-	-	9,816	19,680
NOV 2002	NB																	
	SB																	
DEC 2002	NB																	
	SB																	
AVERAGE	NB	38	0	6,711	3,040	12	653	72	38	23	52	2	0	0	0	0	10,640	
	SB	55	0	6,664	3,221	10	546	81	28	22	50	2	0	0	0	0	10,679	21,318
TOTAL (NB+SB)																	21,318	
% DAILY	NB	0.4%	0.0%	63.1%	28.6%	0.1%	6.1%	0.7%	0.4%	0.2%	0.5%	0.0%	0.0%	0.0%	0.0%	0.0%	100.0%	
	SB	0.5%	0.0%	62.4%	30.2%	0.1%	5.1%	0.8%	0.3%	0.2%	0.5%	0.0%	0.0%	0.0%	0.0%	0.0%	100.0%	
% TOTAL		0.0%	0.0%	0.0%	0.0%	0.0%	0.0%	0.0%	0.0%	0.0%	0.0%	0.0%	0.0%	0.0%	0.0%	0.0%	100.0%	
	No data available																	

New Jersey Department of Transportation
Bureau of Transportation Data Development
Roadway Systems Section

DAILY WEEKEND AVERAGE BY VEHICLE CLASSIFICATION (FHWA 13 CLASSIFICATION SCHEME)
(SATURDAYS AND SUNDAYS ONLY)

LOCATION: US-1 (NB/SB), MP 18.0, South Brunswick, Middlesex CO.
F.C.= 14 3293.858 #DIV/0! 516.631 #DIV/0!

MONTH	DIR	Unclass	Motor-cycle	Auto	2-Axle 4-Tire	Bus	2-Axle 6-Tire	3-Axle 1-Unit	4-Axle 1-Unit	<=4-Axle 1-Trailer	5-Axle 1-Trailer	>=6-Axle 1-Trailer	<=4-Axle 2-Trailer	6-Axle 2-Trailer	>=7-Axle 2-Trailer	MONTHLY ADT	
		0	1	2	3	4	5	6	7	8	9	10	11	12	13	NB	COMBINE
JAN 2002	NB	37	-	17,702	2,876	11	416	37	-	21	173	1	1	-	-	21,275	21,275
	SB																
FEB 2002	NB	22	-	19,710	3,202	16	510	42	5	22	157	1	2	-	-	23,689	23,689
	SB																
MAR 2002	NB	20	-	19,811	3,203	15	412	37	1	25	170	1	1	-	-	23,696	23,696
	SB																
APR 2002	NB	21	-	20,452	3,503	23	356	50	16	33	182	2	2	-	-	24,640	24,640
	SB																
MAY 2002	NB	22	-	20,369	3,293	20	362	49	18	36	195	1	2	-	-	24,367	24,367
	SB																
JUN 2002	NB	27	-	20,095	3,381	23	396	54	9	38	216	1	2	-	-	24,242	24,242
	SB																
JUL 2002	NB	21	-	18,987	3,192	19	331	48	-	30	236	1	1	1	-	22,867	22,867
	SB																
AUG 2002	NB	20	-	18,930	3,241	21	329	37	2	29	188	1	2	-	-	22,800	22,800
	SB																
SEP 2002	NB	17	-	18,764	4,546	17	392	50	1	29	198	1	2	-	-	24,017	24,017
	SB																
OCT 2002	NB	19	-	18,818	4,847	30	458	37	-	29	188	-	2	-	-	24,428	24,428
	SB																
NOV 2002	NB																-
	SB																
DEC 2002	NB																-
	SB																
AVERAGE	NB	23	0	19,364	3,528	20	396	44	5	29	190	1	2	0	0	23,602	23,602
	SB																
TOTAL (NB+SB)																	
% DAILY	NB	0.1%	0.0%	82.0%	14.9%	0.1%	1.7%	0.2%	0.0%	0.1%	0.8%	0.0%	0.0%	0.0%	0.0%	100.0%	
	SB																
% TOTAL																	
No data available																	
PRIOR YEARS SUMMARY DATA (AVERAGE AADT)																	
2001	NB	120	0	21,660	3,666	47	575	181	13	91	753	10	3	1	0	27,120	27,120
	SB								No data available								
2000	NB	98	0	21,331	3,556	41	765	176	12	93	726	10	5	1	0	26,814	52,859
	SB	186	0	20,432	3,395	40	781	125	17	95	961	8	4	1	0	26,045	
1999	NB	159	0	21,036	3,504	40	793	132	11	96	656	8	5	1	0	26,441	52,831
	SB	185	0	20,960	3,285	32	792	129	11	92	889	9	5	1	0	26,390	

New Jersey Department of Transportation
Bureau of Transportation Data Development
Roadway Systems Section

DAILY WEEKEND AVERAGE BY VEHICLE CLASSIFICATION (FHWA 13 CLASSIFICATION SCHEME)
(SATURDAYS AND SUNDAYS ONLY)

LOCATION: US-9 (SB/NB), MP 111.8, Freehold Twp., Monmouth Co.
F.C.= 14 3925.25 4073.931 792.058 926.287

MONTH	DIR	Unclass	Motor-cycle	Auto	2-Axle 4-Tire	Bus	2-Axle 6-Tire	3-Axle 1-Unit	4-Axle 1-Unit	<=4-Axle 1-Trailer	5-Axle 1-Trailer	>=6-Axle 1-Trailer	<=4-Axle 2-Trailer	6-Axle 2-Trailer	>=7-Axle 2-Trailer	MONTHLY ADT	
		0	1	2	3	4	5	6	7	8	9	10	11	12	13	NB SB	COMBINE
JAN 2002	NB	41	-	16,920	4,419	87	724	15	-	10	48	-	-	-	-	22,264	45,643
	SB															23,379	
FEB 2002	NB	41	-	18,677	4,708	86	566	12	-	9	47	1	-	-	-	24,147	49,566
	SB															25,419	
MAR 2002	NB	57	-	18,660	4,727	86	657	13	-	15	54	-	1	-	-	24,270	49,694
	SB															25,424	
APR 2002	NB	55	-	19,626	4,775	88	540	22	1	19	61	1	-	-	-	25,188	51,683
	SB															26,495	
MAY 2002	NB	36	-	19,845	4,925	104	546	18	1	26	55	-	1	-	-	25,557	52,013
	SB															26,456	
JUN 2002	NB	29	-	19,665	4,890	83	576	32	3	25	66	2	2	-	-	25,373	51,609
	SB															26,236	
JUL 2002	NB	45	-	19,621	4,637	54	527	69	2	16	58	-	-	-	-	25,029	50,075
	SB															25,046	
AUG 2002	NB	63	-	19,750	4,545	52	512	63	1	10	55	1	-	-	-	25,052	50,104
	SB															25,052	
SEP 2002	NB	17	-	19,932	4,294	20	233	36	1	8	29	-	-	-	-	24,570	49,140
	SB															24,570	
OCT 2002	NB	63	-	19,347	4,228	24	563	71	2	11	48	-	-	-	-	24,357	48,732
	SB															24,375	
NOV 2002	NB	77	-	15,065	8,758	19	570	76	1	6	56	-	-	-	-	24,628	49,256
	SB															24,628	
DEC 2002	NB																
	SB																
AVERAGE	NB	48	0	18,828	4,991	64	547	39	1	14	52	0	0	0	0	24,585	49,772
	SB															25,187	
TOTAL (NB+SB)																49,772	
% DAILY	NB	0.2%	0.0%	76.6%	20.3%	0.3%	2.2%	0.2%	0.0%	0.1%	0.2%	0.0%	0.0%	0.0%	0.0%	100.0%	
	SB																
% TOTAL																	
No data available																	
PRIOR YEARS SUMMARY DATA (AVERAGE AADT)																	
2001	NB	97	0	21,949	4,257	210	859	87	12	62	179	3	2	0	0	27,717	55,193
	SB	122	0	21,608	4,231	195	962	96	9	70	177	3	3	0	0	27,476	
2000	NB	136	0	20,024	5,051	158	1,381	148	15	71	204	4	2	1	0	27,195	54,833
	SB	165	0	20,909	4,938	156	1,029	159	9	74	191	4	3	1	0	27,638	
1999	NB	116	0	20,391	4,561	143	868	136	13	65	188	3	3	1	0	26,488	54,473
	SB	154	0	21,116	5,155	146	1,004	151	8	66	179	3	3	0	0	27,985	
1998	NB	180	0	20,291	4,209	146	950	144	13	70	203	4	4	0	0	26,214	54,311
	SB	152	0	21,274	4,896	136	1,234	141	9	62	184	5	4	0	0	28,097	
1997	NB	116	0	21,246	4,142	144	926	136	7	67	191	3	2	0	0	26,980	53,568
	SB	106	0	20,597	4,484	149	849	139	6	70	182	4	2	0	0	26,588	

New Jersey Department of Transportation
Bureau of Transportation Data Development
Roadway Systems Section

DAILY WEEKEND AVERAGE BY VEHICLE CLASSIFICATION (FHWA 13 CLASSIFICATION SCHEME)
(SATURDAYS AND SUNDAYS ONLY)

LOCATION: NJ-15 (NB/SB), MP 7.1, Jefferson Twp., Morris Co.
F.C. = 12 2935.405 0 516.892 0

MONTH	DIR	Unclass	Motor-cycle	Auto	2-Axle 4-Tire	Bus	2-Axle 6-Tire	3-Axle 1-Unit	4-Axle 1-Unit	<=4-Axle 1-Trailer	5-Axle 1-Trailer	>=6-Axle 1-Trailer	<=2-Axle 2-Trailer	6-Axle 2-Trailer	>=7-Axle 2-Trailer	MONTHLY ADT	
		0	1	2	3	4	5	6	7	8	9	10	11	12	13	NB	SB
JAN 2002	NB	27	-	10,364	3,317	17	408	14	1	5	48	1	-	-	-	14,202	
	SB															16,565	30,767
FEB 2002	NB	22	-	11,380	3,497	14	339	8	-	6	45	-	-	-	-	15,311	
	SB															17,682	32,993
MAR 2002	NB	23	-	11,661	3,552	17	314	15	1	9	55	1	-	-	-	15,648	
	SB															18,379	34,027
APR 2002	NB	32	-	12,379	3,884	26	299	30	1	14	82	1	-	-	-	16,748	
	SB															19,895	36,643
MAY 2002	NB	33	-	13,577	3,935	22	308	22	1	16	78	-	-	-	-	17,992	
	SB															20,607	38,599
JUN 2002	NB	39	-	13,485	4,301	31	335	28	2	20	75	1	-	-	-	18,317	
	SB															22,027	40,344
JUL 2002	NB	37	-	13,056	4,064	23	300	28	4	12	53	1	-	-	-	17,578	
	SB															22,558	40,136
AUG 2002	NB	38	-	13,748	4,372	27	329	27	1	12	55	1	-	-	-	18,610	
	SB															22,622	41,232
SEP 2002	NB	39	-	12,835	4,066	22	337	33	2	11	54	2	-	-	-	17,401	
	SB															20,591	37,992
OCT 2002	NB	40	-	12,785	4,419	23	373	21	-	12	50	3	-	-	-	17,726	
	SB															20,702	38,428
NOV 2002	NB																
	SB																
DEC 2002	NB																
	SB																
AVERAGE	NB	33	0	12,527	3,941	22	334	23	1	12	60	1	0	0	0	16,953	
	SB															20,163	37,116
TOTAL (NB+SB)																	
% DAILY	NB	0.2%	0.0%	73.9%	23.2%	0.1%	2.0%	0.1%	0.0%	0.1%	0.4%	0.0%	0.0%	0.0%	0.0%	100.0%	
	SB																
% TOTAL																	
No data available																	
PRIOR YEARS SUMMARY DATA (AVERAGE AADT)																	
2001	NB	104	0	15,226	3,171	34	558	107	19	33	179	3	0	0	0	19,435	
	SB															22,648	42,083
2000	NB	117		14,877	3,222	31	601	106	10	33	178	3	0	0	0	19,061	
	SB															21,073	40,134
1999	NB	138	0	14,858	3,899	18	560	84	10	44	97	1	1	0	0	19,710	
	SB	187	0	16,379	3,467	19	501	85	28	23	116	3	0	0	0	20,808	40,518
1998	NB	107	0	14,110	3,849	20	622	89	9	49	101	1	0	0	0	18,957	
	SB	131	0	15,662	3,765	24	686	74	56	32	107	9	0	0	0	20,546	39,503
1997	NB	126	0	13,738	3,504	23	696	80	8	39	108	1	0	0	0	18,323	
	SB	109	0	15,752	3,441	15	482	142	26	23	145	3	0	0	0	20,138	38,461
1996	NB	121	0	14,215	3,095	21	423	97	3	39	152	3	5	1	0	18,175	
	SB															19,175	37,350
1995	NB	163	0	13,998	3,085	19	412	89	2	35	156	3	4	1	0	17,967	
	SB	194	0	14,215	2,921	25	362	84	8	36	135	3	1	1	1	17,986	35,953
1994	NB	107	0	13,240	2,909	25	322	75	1	33	153	3	3	0	0	16,871	
	SB	149		14,632	3,168	26	498	83	8	32	186	10	5	1	0	18,798	35,669
1993	NB	103		14,288	2,596	20	324	82	2	29	172	4	0	0	0	17,620	
	SB	142		15,326	2,980	22	374	78	5	30	184	12	1	0	0	19,154	36,774

New Jersey Department of Transportation
 Bureau of Transportation Data Development
 Roadway Systems Section

DAILY WEEKEND AVERAGE BY VEHICLE CLASSIFICATION (FHWA 13 CLASSIFICATION SCHEME)
 (SATURDAYS AND SUNDAYS ONLY)

LOCATION: NJ-17 (SB ONLY), MP 25.5, Mahawah Twp., Bergen Co.
 F.C.=14

MONTH	DIR	Unclass	Motor-cycle	Auto	2-Axle 4-Tire	Bus	2-Axle 6-Tire	3-Axle 1-Unit	4-Axle 1-Unit	<=4-Axle 1-Trailer	5-Axle 1-Trailer	>=6-Axle 1-Trailer	<=4-Axle 2-Trailer	6-Axle 2-Trailer	>=7-Axle 2-Trailer	MONTHLY ADT	
		0	1	2	3	4	5	6	7	8	9	10	11	12	13	NB	COMBINE
No new data available																	
PRIOR YEARS SUMMARY DATA (AVERAGE AADT)																	
1998	NB	No data available															
	SB	137	0	24,137	5,207	223	1,141	242	22	252	1,342	21	40	4	0	32,768	32,768
1997	NB	No data available															
	SB	161	0	22,658	4,900	181	1,049	209	39	248	1,255	39	39	3	1	30,782	30,782
1996	NB	No data available															
	SB	185	0	21,811	4,159	168	931	195	58	217	1,142	74	39	4	0	28,983	28,983
1995	NB	No data available															
	SB	163		18,480	3,440	175	878	216	14	249	1,198	35	49	7	1	24,905	24,905

New Jersey Department of Transportation
Bureau of Transportation Data Development
Roadway Systems Section

DAILY WEEKEND AVERAGE BY VEHICLE CLASSIFICATION (FHWA 13 CLASSIFICATION SCHEME)
(SATURDAYS AND SUNDAYS ONLY)

LOCATION: NJ-18 (NB/SB), MP 26.6, Marlboro Township, Monmouth Co.
F.C. = 12 3110.123 3271.869 774.171 753.344

MONTH	DIR	Unclass	Motor-cycle	Auto	2-Axle 4-Tire	Bus	2-Axle 6-Tire	3-Axle 1-Unit	4-Axle 1-Unit	<=4-Axle 1-Trailer	5-Axle 1-Trailer	>=6-Axle 1-Trailer	<=4-Axle 2-Trailer	6-Axle 2-Trailer	>=7-Axle 2-Trailer	MONTHLY ADT	
		0	1	2	3	4	5	6	7	8	9	10	11	12	13	NB SB	COMBINE
JAN 2002	NB	33	-	10,596	2,302	35	409	37	1	39	197	1	1	-	-	13,651	28,159
	SB	37	-	11,260	2,446	33	448	34	3	36	207	3	1	-	-	14,508	
FEB 2002	NB	23	-	12,198	2,604	49	474	32	2	46	191	1	-	-	-	15,620	32,189
	SB	31	-	12,978	2,873	41	371	35	1	41	194	2	2	-	-	16,569	
MAR 2002	NB	29	-	13,066	2,302	49	362	41	7	48	203	3	-	-	-	16,110	32,947
	SB	26	-	13,285	2,802	48	375	46	1	42	206	3	3	-	-	16,837	
APR 2002	NB	33	-	13,065	3,197	59	390	63	21	55	238	3	1	-	-	17,125	35,003
	SB	37	-	13,751	3,233	53	425	67	20	47	240	3	2	-	-	17,878	
MAY 2002	NB	33	-	13,358	4,110	67	464	85	19	55	249	2	1	-	-	18,443	38,099
	SB	35	-	14,443	4,271	59	424	62	48	52	258	2	2	-	-	19,656	
JUN 2002	NB	37	-	16,076	4,761	64	432	63	19	64	264	3	1	-	-	21,784	43,431
	SB	37	-	16,066	4,612	57	448	72	10	57	283	3	2	-	-	21,647	
JUL 2002	NB	44	-	15,696	4,766	59	502	58	25	54	263	2	1	-	-	21,470	42,212
	SB	44	-	15,746	4,056	50	425	78	11	48	278	4	2	-	-	20,742	
AUG 2002	NB	38	-	16,148	5,066	58	459	56	13	63	257	3	1	-	-	22,162	44,216
	SB	40	-	16,081	5,018	56	455	59	13	56	270	3	3	-	-	22,054	
SEP 2002	NB	42	-	13,781	4,215	53	447	61	11	59	223	4	1	-	-	18,897	38,067
	SB	39	-	13,490	4,780	46	435	67	11	58	238	3	3	-	-	19,170	
OCT 2002	NB	43	-	12,963	3,854	55	445	55	23	57	228	3	-	-	-	17,726	36,356
	SB	36	-	13,087	4,633	56	437	65	11	58	241	3	3	-	-	18,630	
NOV 2002	NB	44	-	12,076	3,103	49	443	55	26	50	224	3	1	-	-	16,074	33,038
	SB	34	-	11,892	4,181	55	439	67	9	52	230	3	2	-	-	16,964	
DEC 2002	NB																
	SB																
AVERAGE	NB	36	0	13,548	3,662	54	439	55	15	54	231	3	1	0	0	18,097	36,702
	SB	36	0	13,825	3,900	50	426	59	13	50	240	3	2	0	0	18,605	
TOTAL (NB+SB)		72	0	27,373	7,562	105	864	114	28	103	471	5	3	0	0	36,702	
% DAILY	NB	0.2%	0.0%	74.9%	20.2%	0.3%	2.4%	0.3%	0.1%	0.3%	1.3%	0.0%	0.0%	0.0%	0.0%	100.0%	
	SB	0.2%	0.0%	74.3%	21.0%	0.3%	2.3%	0.3%	0.1%	0.3%	1.3%	0.0%	0.0%	0.0%	0.0%	100.0%	
% TOTAL		0.2%	0.0%	74.6%	20.6%	0.3%	2.4%	0.3%	0.1%	0.3%	1.3%	0.0%	0.0%	0.0%	0.0%	100.0%	
No data available																	
PRIOR YEARS SUMMARY DATA (AVERAGE AADT)																	
2001	NB	92	0	14,764	3,471	218	864	225	92	170	656	23	7	1	0	20,583	42,787
	SB	87	0	16,122	3,696	205	851	228	119	161	707	24	4	0	0	22,204	

New Jersey Department of Transportation
Bureau of Transportation Data Development
Roadway Systems Section

DAILY WEEKEND AVERAGE BY VEHICLE CLASSIFICATION (FHWA 13 CLASSIFICATION SCHEME)
(SATURDAYS AND SUNDAYS ONLY)

LOCATION: US-22 (EB/WB), MP 26.6, Readington Twp., Hunterdon Co.
F.C.= 06 2051.153 2157.231 360.799 379.081

MONTH	DIR	Unclass	Motor-cycle	Auto	2-Axle 4-Tire	Bus	2-Axle 6-Tire	3-Axle 1-Unit	4-Axle 1-Unit	<=4-Axle 1-Trailer	5-Axle 1-Trailer	>=6-Axle 1-Trailer	<=2-Axle 2-Trailer	6-Axle 2-Trailer	>=7-Axle 2-Trailer	MONTHLY ADT		
		0	1	2	3	4	5	6	7	8	9	10	11	12	13	EB	WB	COMBINE
JAN 2002	EB	14	-	7,768	1,690	2	271	11	-	4	29	-	-	-	-	-	9,789	19,620
	WB	17	-	7,820	1,698	1	258	9	-	3	25	-	-	-	-	-	9,831	
FEB 2002	EB	9	-	8,420	1,821	3	243	13	-	7	29	-	-	-	-	-	10,545	21,122
	WB	15	-	8,434	1,849	3	238	11	1	3	23	-	-	-	-	-	10,577	
MAR 2002	EB	12	-	8,488	1,838	4	254	11	-	7	31	-	-	-	-	-	10,645	21,309
	WB	16	-	8,508	1,864	3	233	11	-	3	26	-	-	-	-	-	10,664	
APR 2002	EB	21	-	9,209	2,060	4	241	15	1	11	29	-	-	-	-	-	11,591	23,089
	WB	23	-	9,124	2,073	4	227	14	-	10	23	-	-	-	-	-	11,498	
MAY 2002	EB	24	-	9,433	2,051	5	301	13	-	13	34	-	-	-	-	-	11,874	24,210
	WB	35	-	9,841	2,094	6	309	9	1	14	27	-	-	-	-	-	12,336	
JUN 2002	EB	24	-	9,777	2,155	4	300	15	-	17	37	-	-	-	-	-	12,329	24,716
	WB	27	-	9,814	2,180	4	309	11	1	14	27	-	-	-	-	-	12,387	
JUL 2002	EB	24	-	9,560	2,558	4	269	13	-	11	32	-	-	-	-	-	12,471	24,801
	WB	20	-	9,403	2,594	5	260	10	1	9	28	-	-	-	-	-	12,330	
AUG 2002	EB	24	-	8,032	3,298	5	267	25	-	13	37	-	-	-	-	-	11,701	23,369
	WB	28	-	8,184	3,130	5	252	26	1	11	30	-	1	-	-	-	11,668	
SEP 2002	EB	20	-	8,105	3,144	5	287	22	-	16	36	-	-	-	-	-	11,635	23,367
	WB	20	-	8,189	3,144	6	292	22	-	14	42	-	3	-	-	-	11,732	
OCT 2002	EB	18	-	8,049	3,095	4	289	10	1	11	41	-	1	-	-	-	11,519	22,985
	WB	15	-	8,073	3,050	4	274	13	-	8	28	-	1	-	-	-	11,466	
NOV 2002	EB	16	-	7,399	2,907	3	287	11	-	6	35	-	1	-	-	-	10,665	21,232
	WB	16	-	7,256	2,976	2	269	11	-	5	31	-	1	-	-	-	10,567	
DEC 2002	EB																	
	WB																	
AVERAGE	EB	19	0	8,567	2,420	4	274	14	0	11	34	0	0	0	0	0	11,342	22,711
	WB	21	0	8,604	2,423	4	266	13	0	9	28	0	1	0	0	0	11,369	
TOTAL (EB+WB)		40	0	17,171	4,843	8	539	28	1	19	62	0	1	0	0	0	22,711	
% DAILY	EB	0.2%	0.0%	75.5%	21.3%	0.0%	2.4%	0.1%	0.0%	0.1%	0.3%	0.0%	0.0%	0.0%	0.0%	0.0%	100.0%	
	WB	0.2%	0.0%	75.7%	21.3%	0.0%	2.3%	0.1%	0.0%	0.1%	0.2%	0.0%	0.0%	0.0%	0.0%	0.0%	100.0%	
% TOTAL		0.2%	0.0%	75.6%	21.3%	0.0%	2.4%	0.1%	0.0%	0.1%	0.3%	0.0%	0.0%	0.0%	0.0%	0.0%	100.0%	
No data available																		
PRIOR YEARS SUMMARY DATA (AVERAGE AADT)																		
2001	EB	104	0	11,806	2,631	12	463	66	7	35	103	3	1	0	0	0	15,229	30,133
	WB	108	0	11,519	2,606	10	458	62	4	30	106	2	0	0	0	0	14,904	
2000	EB	180	0	10,872	3,415	10	536	66	9	34	113	3	1	0	0	0	15,239	30,065
	WB	190	0	10,524	3,447	10	449	64	3	30	106	2	1	0	0	0	14,826	
1999	EB	150	0	11,092	3,511	11	615	65	6	38	99	4	3	0	0	0	15,594	30,913
	WB	150	0	10,995	3,334	11	623	61	3	33	105	2	2	0	0	0	15,319	
1998	EB	122	0	11,411	3,213	11	687	69	6	46	110	4	4	0	0	0	15,683	31,278
	WB	122	0	11,319	3,243	11	665	70	4	43	113	2	3	0	0	0	15,595	
1997	EB	182	0	11,849	3,153	11	603	70	5	44	135	5	7	0	0	0	16,064	32,157
	WB	110	0	11,795	3,184	11	730	71	2	42	138	4	6	0	0	0	16,093	
1996	EB	104	0	11,914	3,073	9	577	76	5	40	136	7	5	0	0	0	15,946	32,143
	WB	140	0	11,864	3,070	10	813	81	2	41	164	4	8	0	0	0	16,197	

New Jersey Department of Transportation
Bureau of Transportation Data Development
Roadway Systems Section

DAILY WEEKEND AVERAGE BY VEHICLE CLASSIFICATION (FHWA 13 CLASSIFICATION SCHEME)
(SATURDAYS AND SUNDAYS ONLY)

LOCATION: US-22 (EB/WB), MP 32.3, Bridgewater Twp., Somerset County
F.C.= 16 1983.559 2076.141 414.663 402.048

MONTH	DIR	Unclass	Motor-cycle	Auto	2-Axle 4-Tire	Bus	2-Axle 6-Tire	3-Axle 1-Unit	4-Axle 1-Unit	<=4-Axle 1-Trailer	5-Axle 1-Trailer	>=6-Axle 1-Trailer	<=4-Axle 2-Trailer	6-Axle 2-Trailer	>=7-Axle 2-Trailer	MONTHLY ADT	
		0	1	2	3	4	5	6	7	8	9	10	11	12	13	EB	WB
JAN 2002	EB	45	-	8,962	1,746	2	371	8	-	4	32	-	-	-	-	11,170	22,591
	WB	7	-	9,307	1,817	2	241	8	-	7	31	1	-	-	-	11,421	
FEB 2002	EB	24	-	9,930	1,850	1	370	8	-	2	32	-	-	-	-	12,217	24,870
	WB	7	-	10,327	2,024	3	248	10	-	6	28	-	-	-	-	12,653	
MAR 2002	EB	24	-	10,327	1,863	2	260	8	-	4	31	-	-	-	-	12,519	25,398
	WB	8	-	10,485	2,088	3	249	9	-	5	32	-	-	-	-	12,879	
APR 2002	EB	39	-	10,980	2,056	5	315	10	-	7	32	-	-	-	-	13,444	27,358
	WB	11	-	11,408	2,118	4	316	12	-	13	31	-	1	-	-	13,914	
MAY 2002	EB	16	-	10,013	1,947	1	437	8	1	7	36	-	-	-	-	12,466	25,444
	WB	11	-	10,568	2,076	3	267	12	-	10	31	-	-	-	-	12,978	
JUN 2002	EB	34	-	10,958	2,023	3	463	32	-	12	38	-	-	-	-	13,563	27,734
	WB	15	-	11,564	2,183	4	317	34	2	15	37	-	-	-	-	14,171	
JUL 2002	EB	40	-	11,263	2,130	2	481	38	1	13	33	1	-	-	-	14,002	28,441
	WB	14	-	11,609	2,445	3	280	40	-	12	35	-	1	-	-	14,439	
AUG 2002	EB	25	-	9,954	1,853	3	484	20	-	9	35	-	-	-	-	12,383	25,237
	WB	12	-	9,947	2,559	3	261	26	1	12	32	-	1	-	-	12,854	
SEP 2002	EB	25	-	10,380	1,961	2	329	12	-	8	36	-	-	-	-	12,753	25,916
	WB	11	-	10,105	2,690	4	274	14	-	13	48	-	4	-	-	13,163	
OCT 2002	EB	21	-	10,211	2,589	1	277	9	-	4	31	1	-	-	-	13,144	26,440
	WB	7	-	10,197	2,784	2	252	15	-	9	29	1	-	-	-	13,296	
NOV 2002	EB																
NOV 2002	WB																
DEC 2002	EB																
DEC 2002	WB																
AVERAGE	EB	29	0	10,298	2,002	2	379	15	0	7	34	0	0	0	0	12,766	25,943
AVERAGE	WB	10	0	10,552	2,278	3	271	18	0	10	33	0	1	0	0	13,177	
TOTAL (EB+WB)		40	0	20,850	4,280	5	649	33	1	17	67	0	1	0	0	25,943	
% DAILY	EB	0.2%	0.0%	80.7%	15.7%	0.0%	3.0%	0.1%	0.0%	0.1%	0.3%	0.0%	0.0%	0.0%	0.0%	100.0%	
% DAILY	WB	0.1%	0.0%	80.1%	17.3%	0.0%	2.1%	0.1%	0.0%	0.1%	0.3%	0.0%	0.0%	0.0%	0.0%	100.0%	
% TOTAL		0.2%	0.0%	80.4%	16.5%	0.0%	2.5%	0.1%	0.0%	0.1%	0.3%	0.0%	0.0%	0.0%	0.0%	100.0%	
No data available																	
PRIOR YEARS SUMMARY DATA (AVERAGE AADT)																	
2001	EB	128	0	14,338	2,907	20	608	79	3	55	128	5	1	0	0	18,270	37,011
	WB	134	0	14,698	2,998	28	581	77	6	63	151	6	0	0	0	18,741	

New Jersey Department of Transportation
 Bureau of Transportation Data Development
 Roadway Systems Section

DAILY WEEKEND AVERAGE BY VEHICLE CLASSIFICATION (FHWA 13 CLASSIFICATION SCHEME)
 (SATURDAYS AND SUNDAYS ONLY)

LOCATION: NJ-23 (NB/SB), MP 23.8, West Milford, Passaic Co.
 F.C.= 14

MONTH	DIR	Unclass	Motor-cycle	Auto	2-Axle 4-Tire	Bus	2-Axle 6-Tire	3-Axle 1-Unit	4-Axle 1-Unit	<=4-Axle 1-Trailer	5-Axle 1-Trailer	>=6-Axle 1-Trailer	<=4-Axle 2-Trailer	6-Axle 2-Trailer	>=7-Axle 2-Trailer	MONTHLY ADT		
		0	1	2	3	4	5	6	7	8	9	10	11	12	13	NB	SB	COMBINE
JAN 2002	NB																	
JAN 2002	SB																	
FEB 2002	NB																	
FEB 2002	SB																	
MAR 2002	NB																	
MAR 2002	SB																	
APR 2002	NB																	
APR 2002	SB																	
MAY 2002	NB																	
MAY 2002	SB																	
JUN 2002	NB																	
JUN 2002	SB																	
JUL 2002	NB																	
JUL 2002	SB																	
AUG 2002	NB																	
AUG 2002	SB																	
SEP 2002	NB																	
SEP 2002	SB																	
OCT 2002	NB																	
OCT 2002	SB																	
NOV 2002	NB																	
NOV 2002	SB																	
DEC 2002	NB																	
DEC 2002	SB																	
AVERAGE	NB	0	0	0	0	0	0	0	0	0	0	0	0	0	0	0	0	
AVERAGE	SB	0	0	0	0	0	0	0	0	0	0	0	0	0	0	0	0	
TOTAL (NB+SB)		0	0	0	0	0	0	0	0	0	0	0	0	0	0	0	0	
% DAILY	NB	0	0	0	0	0	0	0	0	0	0	0	0	0	0	0	0	
% DAILY	SB	0	0	0	0	0	0	0	0	0	0	0	0	0	0	0	0	
% TOTAL		0	0	0	0	0	0	0	0	0	0	0	0	0	0	0	0	
No data available																		
PRIOR YEARS SUMMARY DATA (AVERAGE AADT)																		
2001	NB	97	0	11,336	1,853	9	382	85	4	22	56	2	0	0	0	13,846		
	SB	101	0	11,096	1,778	8	354	53	32	18	54	2	0	0	0	13,497	27,343	
2000	NB	164		10,459	1,933	8	482	89	3	16	55	2	0	0	0	13,211		
	SB	153		10,515	1,826	6	449	55	26	17	53	2	0	0	0	13,102	26,313	
1999	NB	139	0	11,079	1,806	7	324	99	3	23	60	2	0	0	0	13,542		
	SB	129	0	9,896	1,889	11	313	67	36	19	75	2	1	0	0	12,438	25,980	
1998	NB	196		9,226	2,347	4	286	67	2	14	42	1	0			12,185		
	SB						No classification data available									12,367	24,552	
1997	NB	198	0	9,388	2,194	6	277	55	2	18	51	1	0	0	0	12,190		
	SB	123	0	9,696	2,011	8	330	42	15	17	51	2	0	0	0	12,295	24,485	
1996	NB	139	0	9,783	2,183	8	249	62	3	17	65	3	0	0	0	12,512		
	SB	110	0	10,222	2,223	12	290	47	10	28	56	6	0	0	0	13,004	25,516	
1995	NB	160	0	9,803	2,121	7	239	67	1	16	67	1	0	0	0	12,482		
	SB	147	0	9,836	2,120	10	289	62	8	16	65	4	0	0	0	12,557	25,039	
1994	NB	118		9,938	2,068	6	235	78	1	17	75	1	0	0	0	12,537		
	SB	151	0	10,124	2,111	7	291	83	12	16	86	3	0	0	0	12,884	25,421	
1993	NB	104		9,765	2,018	7	212	81	0	19	88	1	0	0	0	12,295		
	SB	165		9,867	1,923	7	221	76	4	17	87	3	0	0	0	12,370	24,665	

New Jersey Department of Transportation
Bureau of Transportation Data Development
Roadway Systems Section

DAILY WEEKEND AVERAGE BY VEHICLE CLASSIFICATION (FHWA 13 CLASSIFICATION SCHEME)
(SATURDAYS AND SUNDAYS ONLY)

LOCATION: NJ-31 (NB/SB), MP 13.0, East Amwell Twp., Hunterdon Co.
F.C.= 02 1282.586 1318.173 235.189 251.581

MONTH	DIR	Unclass	Motor-cycle	Auto	2-Axle 4-Tire	Bus	2-Axle 6-Tire	3-Axle 1-Unit	4-Axle 1-Unit	<=4-Axle 1-Trailer	5-Axle 1-Trailer	>=6-Axle 1-Trailer	<=4-Axle 2-Trailer	6-Axle 2-Trailer	>=7-Axle 2-Trailer	MONTHLY ADT		
		0	1	2	3	4	5	6	7	8	9	10	11	12	13	NB SB	COMBINE	
JAN 2002	NB	21	-	3,864	957	9	175	8	2	25	113	2	-	-	-	-	5,176	10,570
	SB	17	-	3,998	994	10	182	10	1	17	163	2	-	-	-	-	5,394	
FEB 2002	NB	19	-	4,474	1,087	10	199	9	1	25	120	1	-	-	-	-	5,945	12,012
	SB	16	-	4,386	1,235	10	217	12	1	18	171	1	-	-	-	-	6,067	
MAR 2002	NB	16	-	4,677	1,150	9	210	11	1	35	130	1	-	-	-	-	6,240	12,601
	SB	16	-	4,700	1,194	10	227	11	1	23	178	1	-	-	-	-	6,361	
APR 2002	NB	26	-	5,007	1,275	13	271	13	5	59	155	3	-	-	-	-	6,827	13,661
	SB	23	-	5,026	1,215	12	285	18	2	49	201	3	-	-	-	-	6,834	
MAY 2002	NB	23	-	4,882	1,594	11	235	11	2	61	135	2	-	-	-	-	6,956	13,976
	SB	41	-	5,011	1,479	9	251	13	2	49	162	3	-	-	-	-	7,020	
JUN 2002	NB	28	-	5,257	1,614	8	301	19	5	69	138	4	1	-	-	-	7,444	14,965
	SB	53	-	5,216	1,664	6	328	18	5	59	169	3	-	-	-	-	7,521	
JUL 2002	NB	36	-	5,225	1,676	6	401	11	10	45	133	4	-	-	-	-	7,547	15,207
	SB	36	-	5,486	1,620	5	296	16	3	26	168	4	-	-	-	-	7,660	
AUG 2002	NB	45	-	5,094	1,746	3	381	13	13	41	143	3	-	-	-	-	7,482	15,047
	SB	48	-	5,423	1,712	2	166	22	2	15	171	4	-	-	-	-	7,565	
SEP 2002	NB	55	-	4,785	1,652	1	339	15	6	27	130	3	-	-	-	-	7,013	14,073
	SB	81	-	5,055	1,570	1	167	18	2	7	156	3	-	-	-	-	7,060	
OCT 2002	NB	27	-	4,687	1,646	8	344	11	4	31	129	2	-	-	-	-	6,889	13,970
	SB	34	-	5,063	1,607	4	165	13	2	13	177	3	-	-	-	-	7,081	
NOV 2002	NB	18	-	4,186	1,519	7	257	14	4	21	127	1	-	-	-	-	6,154	12,439
	SB	22	-	4,371	1,520	5	170	17	1	12	165	2	-	-	-	-	6,285	
DEC 2002	NB																	
	SB																	
AVERAGE	NB	26	0	4,740	1,447	8	283	12	5	40	132	2	0	0	0	0	6,695	13,408
	SB	30	0	4,825	1,419	7	216	15	2	26	171	3	0	0	0	0	6,713	
TOTAL (NB+SB)		55	0	9,565	2,866	15	499	27	7	66	303	5	0	0	0	0	13,408	
% DAILY	NB	0.4%	0.0%	70.8%	21.6%	0.1%	4.2%	0.2%	0.1%	0.6%	2.0%	0.0%	0.0%	0.0%	0.0%	0.0%	100.0%	
	SB	0.4%	0.0%	71.9%	21.1%	0.1%	3.2%	0.2%	0.0%	0.4%	2.6%	0.0%	0.0%	0.0%	0.0%	0.0%	100.0%	
% TOTAL		0.4%	0.0%	71.3%	21.4%	0.1%	3.7%	0.2%	0.1%	0.5%	2.3%	0.0%	0.0%	0.0%	0.0%	0.0%	100.0%	
No data available																		
PRIOR YEARS SUMMARY DATA (AVERAGE AADT)																		
2001	NB	65	-	5,062	1,364	28	250	57	45	63	454	7	0	1	0	0	7397	14,826
	SB	58	-	5,091	1,395	41	266	49	31	66	423	6	1	1	1	1	7429	
2000	NB	54	-	4,751	1,648	30	234	60	36	60	446	8	1	1	0	0	7329	14,809
	SB	40	-	4,554	1,980	31	240	56	12	79	474	8	4	1	1	1	7480	
1999	NB	13	-	4,607	1,698	27	268	60	30	72	610	8	3	1	0	0	7,397	14,975
	SB	19	-	4,991	1,500	28	231	53	21	74	638	16	4	2	1	1	7,578	
1998	NB	69	-	4,764	1,433	17	245	61	23	77	723	10	2	1	0	0	7,425	15,120
	SB	60	-	4,895	1,466	17	311	58	16	82	771	16	2	1	0	0	7,695	
1997	NB	87	-	4,963	1,308	11	279	61	13	77	746	11	2	1	0	0	7,559	15,270
	SB	50	-	5,157	1,247	12	281	58	14	84	792	12	2	1	1	1	7,711	

New Jersey Department of Transportation
Bureau of Transportation Data Development
Roadway Systems Section

DAILY WEEKEND AVERAGE BY VEHICLE CLASSIFICATION (FHWA 13 CLASSIFICATION SCHEME)
(SATURDAYS AND SUNDAYS ONLY)

LOCATION:
F.C.= 02

NJ-31(SB), MP 30.1, Clinton Twp., Hunterdon Co.

0 2647.786 0 270.973

MONTH	DIR	Unclass	Motor-cycle	Auto	2-Axle 4-Tire	Bus	2-Axle 6-Tire	3-Axle 1-Unit	4-Axle 1-Unit	<=4-Axle 1-Trailer	5-Axle 1-Trailer	>=6-Axle 1-Trailer	<=4-Axle 2-Trailer	6-Axle 2-Trailer	>=7-Axle 2-Trailer	MONTHLY ADT		
		0	1	2	3	4	5	6	7	8	9	10	11	12	13	NB SB	COMBINE	
JAN 2002	NB																11,880	22,839
	SB	55	-	7,307	2,849	51	285	145	28	48	188	2	1	-	-	-	10,959	
FEB 2002	NB																9,486	18,530
	SB	28	-	6,330	2,366	10	242	11	-	9	48	-	-	-	-	-	9,044	
MAR 2002	NB																9,551	18,928
	SB	35	-	6,548	2,453	8	251	11	-	16	55	-	-	-	-	-	9,377	
APR 2002	NB																10,302	20,467
	SB	44	-	6,999	2,684	13	320	17	1	28	58	1	-	-	-	-	10,165	
MAY 2002	NB																10,270	20,388
	SB	46	-	7,051	2,647	9	270	13	1	22	57	2	-	-	-	-	10,118	
JUN 2002	NB																10,448	20,746
	SB	58	-	7,145	2,696	9	286	18	4	22	59	1	-	-	-	-	10,298	
JUL 2002	NB																9,834	19,799
	SB	52	-	7,211	2,292	9	309	17	2	12	59	2	-	-	-	-	9,965	
AUG 2002	NB																9,883	19,775
	SB	56	-	6,945	2,394	9	392	13	1	24	57	1	-	-	-	-	9,892	
SEP 2002	NB																10,194	20,258
	SB	64	-	6,724	2,688	7	473	19	1	26	60	2	-	-	-	-	10,064	
OCT 2002	NB																10,417	20,803
	SB	49	-	6,868	2,890	10	471	13	1	27	56	1	-	-	-	-	10,386	
NOV 2002	NB																9,420	18,751
	SB	17	-	7,297	1,757	6	157	17	1	11	68	-	-	-	-	-	9,331	
DEC 2002	NB																	
	SB																	
AVERAGE	NB																10,153	20,117
	SB	46	0	6,948	2,520	13	314	27	4	22	70	1	0	0	0	0	9,964	
TOTAL (NB+SB)																		
% DAILY	NB																	
	SB	0.5%	0.0%	69.7%	25.3%	0.1%	3.2%	0.3%	0.0%	0.2%	0.7%	0.0%	0.0%	0.0%	0.0%	0.0%	100.0%	
% TOTAL																		
No data available																		
PRIOR YEARS SUMMARY DATA (AVERAGE AADT)																		
2001	NB																12,411	24,335
	SB	130	0	7,930	3,120	50	319	50	39	56	225	3	0	0	0	0	11,924	
2000	NB																11,606	23,254
	SB	70	0	7,894	2,850	40	351	56	38	50	294	5	0	0	0	0	11,648	
1999	NB	84	0	7,891	2,577	35	317	78	17	48	293	4	0	1	0	0	11,345	23,029
	SB	61	0	8,230	2,526	15	321	79	48	50	348	5	0	1	0	0	11,684	
1998	NB	81	0	8,446	2,435	29	388	84	13	45	337	7	1	1	0	0	11,867	23,289
	SB	51	0	8,091	2,323	15	355	102	31	49	396	8	1	0	0	0	11,422	
1997	NB	77	0	8,480	2,614	33	325	76	7	59	337	5	1	1	0	0	12,015	23,289
	SB	63	0	8,111	2,233	31	364	64	11	55	336	5	1	0	0	0	11,274	
1996	NB	99	0	7,974	2,770	23	358	88	6	56	352	6	1	0	0	0	11,733	22,897
	SB	80	0	8,068	2,153	16	337	82	13	52	357	6	0	0	0	0	11,164	
1995	NB	82	0	8,080	1,941	10	327	102	6	46	368	7	0	0	0	0	10,969	21,634
	SB	61	0	7,828	1,924	12	308	96	12	48	367	9	0	0	0	0	10,665	
1994	NB	77	0	8,339	1,864	9	325	132	9	45	360	7	0	0	0	0	11,167	21,926
	SB	97	0	7,869	1,914	12	294	128	17	55	362	11	0	0	0	0	10,759	

New Jersey Department of Transportation
Bureau of Transportation Data Development
Roadway Systems Section

DAILY WEEKEND AVERAGE BY VEHICLE CLASSIFICATION (FHWA 13 CLASSIFICATION SCHEME)
(SATURDAYS AND SUNDAYS ONLY)

LOCATION: NJ-31 (NB/SB), MP 40.4, Washington Twp., Warren Co.
F.C.= 02 1487.925 1503.363 175.874 194.356

MONTH	DIR	Unclass	Motor-cycle	Auto	2-Axle 4-Tire	Bus	2-Axle 6-Tire	3-Axle 1-Unit	4-Axle 1-Unit	<=4-Axle 1-Trailer	5-Axle 1-Trailer	>=6-Axle 1-Trailer	<=4-Axle 2-Trailer	6-Axle 2-Trailer	>=7-Axle 2-Trailer	MONTHLY ADT	
		0	1	2	3	4	5	6	7	8	9	10	11	12	13	NB	SB
JAN 2002	NB	30	-	5,755	2,496	38	170	101	20	37	308	8	-	-	-	8,963	17,973
	SB	29	-	5,794	2,486	36	171	58	70	50	312	4	-	-	-	9,010	
FEB 2002	NB	12	-	5,239	2,309	9	154	9	1	9	71	-	-	-	-	7,813	15,863
	SB	13	-	5,429	2,323	11	171	12	-	12	79	-	-	-	-	8,050	
MAR 2002	NB	13	-	5,240	2,312	7	155	13	2	14	73	1	-	-	-	7,830	15,927
	SB	15	-	5,460	2,331	6	172	14	1	15	82	1	-	-	-	8,097	
APR 2002	NB	21	-	6,031	2,153	10	146	14	3	21	83	2	-	-	-	8,484	17,221
	SB	9	-	6,404	2,192	1	95	19	1	15	1	-	-	-	-	8,737	
MAY 2002	NB	25	-	6,270	2,280	10	175	12	1	30	72	-	-	-	-	8,875	18,020
	SB	20	-	6,627	2,186	8	194	13	1	23	72	1	-	-	-	9,145	
JUN 2002	NB	29	-	6,542	2,210	8	206	19	2	25	74	1	-	-	-	9,116	18,756
	SB	32	-	6,877	2,381	10	218	17	3	23	79	-	-	-	-	9,640	
JUL 2002	NB	24	-	6,274	2,298	8	221	20	2	16	66	-	-	-	-	8,929	18,526
	SB	31	-	6,851	2,343	9	254	18	2	16	72	1	-	-	-	9,597	
AUG 2002	NB	28	-	6,228	2,371	8	225	19	1	22	66	1	-	-	-	8,969	18,550
	SB	36	-	6,847	2,306	12	259	16	6	19	79	1	-	-	-	9,581	
SEP 2002	NB	23	-	5,980	2,123	11	248	28	2	23	59	1	-	-	-	8,498	17,250
	SB	29	-	6,336	2,021	9	243	27	1	17	68	1	-	-	-	8,752	
OCT 2002	NB	23	-	6,184	2,315	12	255	15	1	17	58	-	-	-	-	8,880	18,138
	SB	38	-	6,600	2,239	10	272	13	3	12	69	1	-	1	-	9,258	
NOV 2002	NB																
NOV 2002	SB																
DEC 2002	NB																
DEC 2002	SB																
AVERAGE	NB	23	0	5,974	2,287	12	196	25	4	21	93	1	0	0	0	8,636	17,622
AVERAGE	SB	25	0	6,323	2,281	11	205	21	9	20	91	1	0	0	0	8,987	
TOTAL (NB+SB)		48	0	12,297	4,568	23	400	46	12	42	184	2	0	0	0	17,622	
% DAILY	NB	0.3%	0.0%	69.2%	26.5%	0.1%	2.3%	0.3%	0.0%	0.2%	1.1%	0.0%	0.0%	0.0%	0.0%	100.0%	
% DAILY	SB	0.3%	0.0%	70.4%	25.4%	0.1%	2.3%	0.2%	0.1%	0.2%	1.0%	0.0%	0.0%	0.0%	0.0%	100.0%	
% TOTAL		0.3%	0.0%	69.8%	25.9%	0.1%	2.3%	0.3%	0.1%	0.2%	1.0%	0.0%	0.0%	0.0%	0.0%	100.0%	
No data available																	
PRIOR YEARS SUMMARY DATA (AVERAGE AADT)																	
2001	NB	51	0	7,367	1,647	27	195	116	20	42	349	9	0	0	0	9,823	19,830
	SB	56	0	7,528	1,645	19	213	65	63	57	352	8	0	0	0	10,007	
2000	NB	53		6,570	2,146	21	171	113	17	40	389	8	0	0	0	9,528	19,201
	SB	55		6,657	2,148	15	204	59	52	58	417	7	1	0	0	9,673	
1999	NB	51	0	6,408	2,250	17	277	139	16	46	433	8	1	0	0	9,646	19,137
	SB	57	0	6,463	2,058	14	220	86	77	50	457	6	1	1	1	9,491	
1998	NB	50		6,223	2,227	19	218	137	12	53	484	8	0	0	0	9,431	19,017
	SB	52		6,640	1,958	14	215	104	53	48	495	7	0	0	0	9,586	

New Jersey Department of Transportation
Bureau of Transportation Data Development
Roadway Systems Section

DAILY WEEKEND AVERAGE BY VEHICLE CLASSIFICATION (FHWA 13 CLASSIFICATION SCHEME)
(SATURDAYS AND SUNDAYS ONLY)

LOCATION: NJ-33 (EB/WB), MP 23.5, Manalapan Twp., Monmouth Co.
F.C.= 02 1239.731 1213.677 286.225 279.985

MONTH	DIR	Unclass	Motor-cycle	Auto	2-Axle 4-Tire	Bus	2-Axle 6-Tire	3-Axle 1-Unit	4-Axle 1-Unit	<=4-Axle 1-Trailer	5-Axle 1-Trailer	>=6-Axle 1-Trailer	<=4-Axle 2-Trailer	6-Axle 2-Trailer	>=7-Axle 2-Trailer	MONTHLY ADT	
		0	1	2	3	4	5	6	7	8	9	10	11	12	13	EB WB	COMBINE
JAN 2002	EB	49	-	8,210	2,245	22	277	81	27	60	101	5	3	1	2	11,083	21,715
	WB	40	-	7,907	2,258	3	179	73	24	30	114	4	-	-	-	10,632	
FEB 2002	EB	52	-	7,494	2,047	8	255	23	12	31	29	-	-	-	-	9,951	19,888
	WB	26	-	7,541	2,097	5	187	25	2	17	37	-	-	-	-	9,937	
MAR 2002	EB	16	-	6,979	1,945	3	237	13	2	31	23	1	-	-	-	9,250	18,574
	WB	13	-	7,066	2,030	4	155	16	-	16	23	1	-	-	-	9,324	
APR 2002	EB																
	WB																
MAY 2002	EB	86	-	8,441	2,283	6	286	12	1	15	36	-	-	-	-	11,166	22,151
	WB	20	-	8,498	2,112	9	279	10	-	18	39	-	-	-	-	10,985	
JUN 2002	EB	27	-	8,271	2,359	6	202	16	8	12	38	1	-	-	-	10,940	21,946
	WB	53	-	8,213	2,363	10	288	20	1	18	39	1	-	-	-	11,006	
JUL 2002	EB	18	-	7,687	2,166	6	254	15	2	11	33	2	-	-	-	10,194	20,655
	WB	13	-	7,967	2,197	6	202	17	2	15	41	1	-	-	-	10,461	
AUG 2002	EB	14	-	7,937	2,164	13	253	16	8	33	36	1	-	-	-	10,475	21,105
	WB	29	-	8,053	2,271	9	194	21	2	12	38	1	-	-	-	10,630	
SEP 2002	EB	16	-	7,154	2,546	13	227	17	2	30	27	1	-	-	-	10,033	20,301
	WB	33	-	7,522	2,430	11	209	18	2	14	28	1	-	-	-	10,268	
OCT 2002	EB	21	-	7,189	2,682	13	205	11	1	19	27	1	-	-	-	10,169	20,327
	WB	27	-	7,322	2,546	12	197	13	1	14	25	1	-	-	-	10,158	
NOV 2002	EB	32	-	7,107	2,344	10	207	14	2	14	30	1	-	-	-	9,761	19,600
	WB	39	-	7,114	2,405	10	213	17	1	7	33	-	-	-	-	9,839	
DEC 2002	EB																
	WB																
AVERAGE	EB	33	0	7,647	2,278	10	240	22	7	26	38	1	0	0	0	10,302	20,626
	WB	29	0	7,720	2,271	8	210	23	4	16	42	1	0	0	0	10,324	
TOTAL (EB+WB)		62	0	15,367	4,549	18	451	45	10	42	80	2	0	0	0	20,626	
% DAILY	EB	0.3%	0.0%	74.2%	22.1%	0.1%	2.3%	0.2%	0.1%	0.2%	0.4%	0.0%	0.0%	0.0%	0.0%	100.0%	
	WB	0.3%	0.0%	74.8%	22.0%	0.1%	2.0%	0.2%	0.0%	0.2%	0.4%	0.0%	0.0%	0.0%	0.0%	100.0%	
% TOTAL		0.3%	0.0%	74.5%	22.1%	0.1%	2.2%	0.2%	0.0%	0.2%	0.4%	0.0%	0.0%	0.0%	0.0%	100.0%	
No data available																	
PRIOR YEARS SUMMARY DATA (AVERAGE AADT)																	
2001	EB	64	0	9,818	1,313	34	303	80	23	57	127	6	1	0	0	11,824	23,787
	WB	66	0	9,957	1,322	31	305	79	13	52	133	5	0	0	0	11,963	
2000	EB	68	0	9,373	1,304	32	146	91	29	60	123	6	2	0	1	11,235	22,841
	WB	43	0	9,400	1,668	25	165	94	14	46	143	6	1	1	0	11,606	
1999	EB	85	0	8,531	1,756	28	195	91	15	62	96	14	1	0	0	10,874	21,871
	WB	64	0	8,603	1,850	24	168	88	15	46	130	7	1	1	0	10,997	
1998	EB	47	0	8,387	1,780	21	161	79	18	62	110	8	2	0	0	10,675	21,176
	WB	57	0	8,258	1,733	24	166	81	6	45	130	1	0	0	0	10,501	
1997	EB	90	0	8,401	1,687	36	166	84	13	72	107	6	2	0	0	10,664	21,115
	WB	39	0	8,312	1,653	23	163	85	4	40	126	5	1	0	0	10,451	

New Jersey Department of Transportation
Bureau of Transportation Data Development
Roadway Systems Section

DAILY WEEKEND AVERAGE BY VEHICLE CLASSIFICATION (FHWA 13 CLASSIFICATION SCHEME)
(SATURDAYS AND SUNDAYS ONLY)

LOCATION: NJ-34 (NB/SB), MP 0.60, Wall Township, Ocean County
F.C.= 06 2711.52 3164.94 897.45 879.15

MONTH	DIR	Unclass	Motor-cycle	Auto	2-Axle	Bus	2-Axle	3-Axle	4-Axle	<=4-Axle	5-Axle	>=6-Axle	<=2-Axle	6-Axle	>=7-Axle	MONTHLY ADT		
		0	1	2	4-Tire	4	6-Tire	1-Unit	1-Unit	1-Trailer	1-Trailer	1-Trailer	2-Trailer	2-Trailer	2-Trailer	NB	COMBINE	
JAN 2002	NB																-	
	SB																-	
FEB 2002	NB	21	-	9,577	2,395	7	706	6	-	10	32	1	-	-	-	12,755		
	SB	10	-	9,516	2,331	3	672	6	-	10	24	-	-	-	-	12,572	25,327	
MAR 2002	NB	29	-	9,965	2,433	5	716	5	-	17	27	-	-	-	-	13,197		
	SB	12	-	9,465	2,374	1	672	5	-	14	24	-	-	-	-	12,567	25,764	
APR 2002	NB	47	-	11,820	2,424	6	685	16	-	27	37	2	-	-	-	15,064		
	SB	20	-	10,889	2,549	2	614	13	6	33	31	2	1	-	-	14,160	29,224	
MAY 2002	NB	76	-	14,164	2,711	12	897	13	1	38	37	-	-	-	-	17,949		
	SB	43	-	13,404	3,164	5	879	14	1	40	33	-	-	-	-	17,583	35,532	
JUN 2002	NB	92	-	17,314	4,646	59	1,557	12	1	38	39	-	-	-	-	23,758		
	SB	45	-	15,963	4,496	9	1,356	9	1	44	32	-	-	-	-	21,955	45,713	
JUL 2002	NB	18	-	18,044	4,524	38	1,623	9	-	22	34	-	-	-	-	24,312		
	SB	88	-	15,259	4,191	17	1,470	9	-	22	33	-	-	-	-	21,089	45,401	
AUG 2002	NB	73	-	15,936	4,563	41	1,430	10	-	23	33	-	-	-	-	22,109		
	SB	58	-	15,105	3,767	12	1,520	8	-	30	32	-	1	-	-	20,533	42,642	
SEP 2002	NB	69	-	14,097	3,410	36	1,019	10	-	31	31	-	-	-	-	18,703		
	SB	28	-	12,165	3,363	4	1,392	8	1	29	27	-	1	-	-	17,018	35,721	
OCT 2002	NB	34	-	8,843	2,716	1	767	3	-	22	21	-	-	-	-	12,407		
	SB	23	-	9,337	2,521	3	760	3	1	18	20	1	-	-	-	12,687	25,094	
NOV 2002	NB																	
	SB																	
DEC 2002	NB																	
	SB																	
AVERAGE	NB	51	0	13,307	3,314	23	1,044	9	0	25	32	0	0	0	0	17,806		
	SB	36	0	12,345	3,195	6	1,037	8	1	27	28	0	0	0	0	16,685	34,491	
TOTAL (NB+SB)		87	0	25,651	6,509	29	2,082	18	1	52	61	1	0	0	0	34,491		
% DAILY	NB	0.3%	0.0%	74.7%	18.6%	0.1%	5.9%	0.1%	0.0%	0.1%	0.2%	0.0%	0.0%	0.0%	0.0%	100.0%		
	SB	0.2%	0.0%	74.0%	19.1%	0.0%	6.2%	0.0%	0.0%	0.2%	0.2%	0.0%	0.0%	0.0%	0.0%	100.0%		
% TOTAL		0.3%	0.0%	74.4%	18.9%	0.1%	6.0%	0.1%	0.0%	0.2%	0.2%	0.0%	0.0%	0.0%	0.0%	100.0%		
No data available																		
PRIOR YEARS SUMMARY DATA (AVERAGE AADT)																		
2001	NB	52	0	14,878	1,456	22	407	43	2	31	64	2	0	0	0	16,957		
	SB	51	0	13,986	1,450	32	347	43	8	36	65	2	0	0	0	16,020	32,977	

New Jersey Department of Transportation
Bureau of Transportation Data Development
Roadway Systems Section

DAILY WEEKEND AVERAGE BY VEHICLE CLASSIFICATION (FHWA 13 CLASSIFICATION SCHEME)
(SATURDAYS AND SUNDAYS ONLY)

LOCATION: NJ-34 (NB/SB), MP 5.7, Wall Township, Monmouth County
F.C.= 06 1946.142 2066.35 316.192 334.385

MONTH	DIR	Unclass	Motor-cycle	Auto	2-Axle 4-Tire	Bus	2-Axle 6-Tire	3-Axle 1-Unit	4-Axle 1-Unit	<=4-Axle 1-Trailer	5-Axle 1-Trailer	>=6-Axle 1-Trailer	<=4-Axle 2-Trailer	6-Axle 2-Trailer	>=7-Axle 2-Trailer	MONTHLY ADT	
		0	1	2	3	4	5	6	7	8	9	10	11	12	13	NB	SB
JAN 2002	NB	60	-	7,739	2,008	39	320	157	116	55	173	5	1	-	-	10,673	22,634
	SB	105	-	8,701	2,190	64	286	278	49	67	208	10	2	1	-	11,961	
FEB 2002	NB	13	-	5,732	2,030	13	248	18	2	13	67	1	1	-	-	8,138	17,225
	SB	25	-	6,588	2,064	22	269	25	2	13	77	2	-	-	-	9,087	
MAR 2002	NB	14	-	6,129	2,012	11	291	25	1	15	74	1	1	-	-	8,574	17,913
	SB	26	-	6,871	2,010	20	276	33	2	14	85	1	1	-	-	9,339	
APR 2002	NB	27	-	6,892	2,094	9	314	82	2	19	87	3	1	-	-	9,530	19,834
	SB	42	-	7,525	2,128	21	363	70	27	22	99	5	2	-	-	10,304	
MAY 2002	NB	26	-	7,608	2,258	12	294	40	3	18	84	1	1	-	-	10,345	21,626
	SB	38	-	7,845	2,856	24	334	48	4	28	101	1	2	-	-	11,281	
JUN 2002	NB	29	-	10,040	3,033	15	342	41	13	22	94	1	2	-	-	13,632	26,788
	SB	45	-	9,521	3,031	26	323	60	3	27	118	1	1	-	-	13,156	
JUL 2002	NB	31	-	9,654	3,114	11	313	33	19	16	99	1	1	-	-	13,292	26,138
	SB	38	-	9,075	3,153	24	350	60	2	21	121	1	1	-	-	12,846	
AUG 2002	NB	30	-	9,493	3,214	12	305	31	2	15	98	2	1	-	-	13,203	26,255
	SB	37	-	8,935	3,518	21	361	42	6	19	111	1	1	-	-	13,052	
SEP 2002	NB	32	-	7,714	2,696	13	294	45	8	11	83	2	2	-	-	10,900	21,999
	SB	33	-	7,462	3,017	23	383	52	8	19	99	2	1	-	-	11,099	
OCT 2002	NB	24	-	6,481	2,188	8	275	30	3	11	86	1	1	-	-	9,108	19,187
	SB	35	-	6,697	2,819	16	345	46	4	13	102	1	1	-	-	10,079	
NOV 2002	NB																
NOV 2002	SB																
DEC 2002	NB																
DEC 2002	SB																
AVERAGE	NB	29	0	7,748	2,465	14	300	50	17	20	95	2	1	0	0	10,740	21,960
AVERAGE	SB	42	0	7,922	2,679	26	329	71	11	24	112	3	1	0	0	11,220	
TOTAL (NB+SB)		71	0	15,670	5,143	40	629	122	28	44	207	4	2	0	0	21,960	
% DAILY	NB	0.3%	0.0%	72.1%	22.9%	0.1%	2.8%	0.5%	0.2%	0.2%	0.9%	0.0%	0.0%	0.0%	0.0%	100.0%	
% DAILY	SB	0.4%	0.0%	70.6%	23.9%	0.2%	2.9%	0.6%	0.1%	0.2%	1.0%	0.0%	0.0%	0.0%	0.0%	100.0%	
% TOTAL		0.3%	0.0%	71.4%	23.4%	0.2%	2.9%	0.6%	0.1%	0.2%	0.9%	0.0%	0.0%	0.0%	0.0%	100.0%	
No data available																	
PRIOR YEARS SUMMARY DATA (AVERAGE AADT)																	
2001	NB	55	0	8,897	2,294	55	373	156	86	72	198	7	2	0	0	12,195	25,676
	SB	83	0	9,850	2,469	75	400	239	41	74	239	8	2	0	0	13,481	

New Jersey Department of Transportation
Bureau of Transportation Data Development
Roadway Systems Section

DAILY WEEKEND AVERAGE BY VEHICLE CLASSIFICATION (FHWA 13 CLASSIFICATION SCHEME)
(SATURDAYS AND SUNDAYS ONLY)

LOCATION: US-40 (EB/WB), MP 3.0, Carneys Point, Salem Co.
F.C.= 02 1317.347 1330.8 230.631 243.297

MONTH	DIR	Unclass	Motor-cycle	Auto	2-Axle 4-Tire	Bus	2-Axle 6-Tire	3-Axle 1-Unit	4-Axle 1-Unit	<=4-Axle 1-Trailer	5-Axle 1-Trailer	>=6-Axle 1-Trailer	<=4-Axle 2-Trailer	6-Axle 2-Trailer	>=7-Axle 2-Trailer	MONTHLY ADT		
		0	1	2	3	4	5	6	7	8	9	10	11	12	13	EB WB	COMBINE	
JAN 2002	EB	15	-	3,251	1,530	3	200	12	2	6	127	-	-	-	-	5,146	10,202	
	WB	25	-	3,448	1,282	2	180	15	2	12	90	-	-	-	-	5,056		
FEB 2002	EB	26	-	5,323	1,287	7	274	10	-	24	101	-	3	-	-	7,055	13,831	
	WB	24	-	4,509	1,897	4	223	12	1	8	98	-	-	-	-	6,776		
MAR 2002	EB	42	-	5,247	1,131	5	198	14	1	13	106	1	-	-	-	6,758	13,460	
	WB	14	-	5,200	1,153	5	210	11	-	12	97	-	-	-	-	6,702		
APR 2002	EB	33	-	5,639	1,298	10	205	19	1	17	125	1	2	-	-	7,054	14,010	
	WB	22	-	5,258	1,270	8	209	25	2	17	128	-	-	-	-	6,956		
MAY 2002	EB	42	-	6,053	1,317	15	230	20	2	55	132	3	1	-	-	7,870	15,602	
	WB	32	-	5,902	1,330	11	243	17	1	60	134	1	1	-	-	7,732		
JUN 2002	EB	41	-	6,752	1,585	16	456	18	1	60	144	2	1	-	-	9,076	18,026	
	WB	56	-	6,669	1,474	12	488	17	1	82	151	-	-	-	-	8,950		
JUL 2002	EB	42	-	6,855	1,789	11	443	19	1	41	145	1	1	-	-	9,348	18,737	
	WB	48	-	7,028	1,612	7	460	14	-	53	167	-	-	-	-	9,389		
AUG 2002	EB	40	-	7,309	1,774	14	214	16	1	42	144	1	1	-	-	9,556	19,473	
	WB	36	-	7,597	1,585	11	457	13	-	50	166	1	1	-	-	9,917		
SEP 2002	EB	31	-	6,116	1,368	13	246	18	1	38	140	1	2	-	-	7,974	16,363	
	WB	39	-	6,307	1,390	10	414	13	1	57	156	1	1	-	-	8,389		
OCT 2002	EB															-	-	
	WB															-		
NOV 2002	EB																	
	WB																	
DEC 2002	EB																	
	WB																	
AVERAGE	EB	26	0	5,307	1,457	8	214	16	1	22	116	0	1	0	0	7,167	14,464	
	WB	27	0	5,387	1,430	7	282	15	1	26	123	0	0	0	0	7,297		
TOTAL (EB+WB)		53	0	10,693	2,887	14	496	31	2	48	239	1	1	0	0	14,464		
% DAILY	EB	0.4%	0.0%	74.0%	20.3%	0.1%	3.0%	0.2%	0.0%	0.3%	1.6%	0.0%	0.0%	0.0%	0.0%	100.0%		
	WB	0.4%	0.0%	73.8%	19.6%	0.1%	3.9%	0.2%	0.0%	0.4%	1.7%	0.0%	0.0%	0.0%	0.0%	100.0%		
% TOTAL		0.4%	0.0%	73.9%	20.0%	0.1%	3.4%	0.2%	0.0%	0.3%	1.7%	0.0%	0.0%	0.0%	0.0%	100.0%		
No data available																		
PRIOR YEARS SUMMARY DATA (AVERAGE AADT)																		
2001	EB	46	0	4,581	1,108	11	194	61	21	33	378	6	1	0	0	6,620	12,948	
	WB	38	0	4,464	1,089	12	199	62	18	42	396	7	1	0	0	6,328		
2000	EB	No classification data available																6,495
	WB	34		4,554	1,220	15	153	32	23	38	420	5	1	0	0	6,495		
1999	EB	39	0	4,797	1,264	14	124	36	21	45	243	5	1	0	0	6,589	13,054	
	WB	43	0	4,698	1,241	13	111	23	15	37	280	3	1	0	0	6,465		
1998	EB	32		4,830	1,235	12	176	24	10	34	304	4	2	0	0	6,663	13,152	
	WB	36		4,733	1,172	13	159	26	8	44	293	4	1	0	0	6,489		
1997	EB	44	0	4,553	1,097	8	114	23	10	36	351	6	2	0	0	6,244	12,363	
	WB	48	0	4,601	933	8	111	36	5	53	319	4	1	0	0	6,119		

New Jersey Department of Transportation
 Bureau of Transportation Data Development
 Roadway Systems Section

DAILY WEEKEND AVERAGE BY VEHICLE CLASSIFICATION (FHWA 13 CLASSIFICATION SCHEME)
 (SATURDAYS AND SUNDAYS ONLY)

LOCATION: US-40 (EB/WB), MP 28.4, Franklin Twp., Gloucester Co.
 F.C.= 14 (System out of commision)

MONTH	DIR	Unclass	Motor-cycle	Auto	2-Axle 4-Tire	Bus	2-Axle 6-Tire	3-Axle 1-Unit	4-Axle 1-Unit	<=4-Axle 1-Trailer	5-Axle 1-Trailer	>=6-Axle 1-Trailer	<=4-Axle 2-Trailer	6-Axle 2-Trailer	>=7-Axle 2-Trailer	MONTHLY ADT	
		0	1	2	3	4	5	6	7	8	9	10	11	12	13	EB	WB
No new data available																	
PRIOR YEARS SUMMARY DATA (AVERAGE AADT)																	
1999	EB	23	0	2,903	947	0	230	38	10	24	153	2	0	0	0	4,330	8,722
	WB	16	0	3,052	840	4	249	37	12	28	148	5	1	0	0	4,392	
1998	EB	30	0	3,349	953	11	254	39	15	32	176	4	1	0	0	4,864	9,514
	WB	46	0	3,150	923	4	285	36	12	29	158	7	0	0	0	4,650	
1997	EB	26	0	3,282	926	10	309	38	10	35	214	5	1	0	0	4,856	9,511
	WB	28	0	3,109	903	9	325	30	14	33	189	14	1	0	0	4,655	
1996	EB	22	0	3,333	894	9	268	36	9	32	195	6	0	0	0	4,804	9,490
	WB	34	0	3,131	897	8	286	31	15	32	235	17	0	0	0	4,686	
1995	EB	26	0	3,511	890	8	188	28	7	27	197	7	1	0	0	4,890	9,599
	WB	26	0	3,186	900	7	277	30	7	22	232	21	1	0	0	4,709	

New Jersey Department of Transportation
Bureau of Transportation Data Development
Roadway Systems Section

DAILY WEEKEND AVERAGE BY VEHICLE CLASSIFICATION (FHWA 13 CLASSIFICATION SCHEME)
(SATURDAYS AND SUNDAYS ONLY)

LOCATION: US-46, MP 25.2, Mount Olive, Morris County
F.C.= 02 2405.325 2380.54 352.859 344.501

MONTH	DIR	Unclass	Motor-cycle	Auto	2-Axle	Bus	2-Axle	3-Axle	4-Axle	<=4-Axle	5-Axle	>=6-Axle	<=2-Axle	6-Axle	>=7-Axle	MONTHLY ADT	
		0	1	2	4-Tire	4	6-Tire	1-Unit	1-Unit	1-Trailer	1-Trailer	1-Trailer	2-Trailer	2-Trailer	2-Trailer	13	EB
JAN 2002	EB	11	-	7,339	1,946	5	176	12	6	3	18	-	-	-	-	9,516	19,057
	WB	12	-	7,372	1,951	4	165	18	-	2	15	2	-	-	-	9,541	
FEB 2002	EB	3	-	8,067	2,143	6	223	12	-	5	23	-	-	-	-	10,482	20,925
	WB	7	-	8,079	2,133	6	183	11	-	4	18	2	-	-	-	10,443	
MAR 2002	EB	8	-	8,364	2,223	9	226	12	-	12	19	-	-	-	-	10,873	21,731
	WB	9	-	8,362	2,217	9	220	13	-	9	19	-	-	-	-	10,858	
APR 2002	EB	17	-	8,598	2,439	6	192	18	1	9	25	-	-	-	-	11,305	22,520
	WB	20	-	8,619	2,337	5	191	16	4	6	17	-	-	-	-	11,215	
MAY 2002	EB	10	-	8,975	2,512	5	200	18	1	15	25	-	-	-	-	11,761	23,415
	WB	11	-	9,031	2,357	5	198	18	-	12	22	-	-	-	-	11,654	
JUN 2002	EB	15	-	9,024	2,519	6	231	18	-	19	23	-	-	-	-	11,855	23,653
	WB	14	-	9,104	2,352	6	270	17	-	16	19	-	-	-	-	11,798	
JUL 2002	EB															-	-
	WB																
AUG 2002	EB	13	-	8,455	2,385	6	214	17	2	16	22	-	-	-	-	11,130	22,067
	WB	10	-	8,362	2,255	6	256	16	1	13	18	-	-	-	-	10,937	
SEP 2002	EB	12	-	8,756	2,523	6	209	15	-	16	26	-	-	-	-	11,563	22,991
	WB	14	-	8,835	2,314	6	207	17	1	12	22	-	-	-	-	11,428	
OCT 2002	EB	11	-	8,838	2,547	8	216	17	1	12	37	1	1	-	-	11,689	23,146
	WB	11	-	8,848	2,329	8	213	15	-	13	20	-	-	-	-	11,457	
NOV 2002	EB																
DEC 2002	WB																
	EB																
AVERAGE	EB	11	0	8,491	2,360	6	210	15	1	12	24	0	0	0	0	11,130	22,167
	WB	12	0	8,512	2,249	6	211	16	1	10	19	0	0	0	0	11,037	
TOTAL (EB+WB)		23	0	17,003	4,609	12	421	31	2	22	43	1	0	0	0	22,167	
% DAILY	EB	0.1%	0.0%	76.3%	21.2%	0.1%	1.9%	0.1%	0.0%	0.1%	0.2%	0.0%	0.0%	0.0%	0.0%	100.0%	100.0%
	WB	0.1%	0.0%	77.1%	20.4%	0.1%	1.9%	0.1%	0.0%	0.1%	0.2%	0.0%	0.0%	0.0%	0.0%	100.0%	
% TOTAL		0.1%	0.0%	76.7%	20.8%	0.1%	1.9%	0.1%	0.0%	0.1%	0.2%	0.0%	0.0%	0.0%	0.0%	100.0%	
No data available																	
PRIOR YEARS SUMMARY DATA (AVERAGE AADT)																	
2001	NB	29	0	8,920	2,454	32	360	96	3	29	74	2	0	0	0	11,999	24,042
	SB	31	0	8,956	2,460	28	356	94	10	25	76	7	0	0	0	12,043	

New Jersey Department of Transportation
 Bureau of Transportation Data Development
 Roadway Systems Section

DAILY WEEKEND AVERAGE BY VEHICLE CLASSIFICATION (FHWA 13 CLASSIFICATION SCHEME)
 (SATURDAYS AND SUNDAYS ONLY)

LOCATION: NJ-55 (NB/SB), Vineland Twp., Cumberland Co.
 F.C.= 12 (System Out of Commission)

MONTH	DIR	Unclass	Motor-cycle	Auto	2-Axle 4-Tire	Bus	2-Axle 6-Tire	3-Axle 1-Unit	4-Axle 1-Unit	<=4-Axle 1-Trailer	5-Axle 1-Trailer	>=6-Axle 1-Trailer	<=4-Axle 2-Trailer	6-Axle 2-Trailer	>=7-Axle 2-Trailer	MONTHLY ADT	
		0	1	2	3	4	5	6	7	8	9	10	11	12	13	NB	COMBINE
No new data available																	
PRIOR YEARS SUMMARY DATA (AVERAGE AADT)																	
1999	NB	130	0	10,480	2,353	32	491	84	163	105	726	28	13	0	0	14,605	29,045
	SB	134	0	10,269	2,422	35	516	157	62	145	670	19	11	0	0	14,440	
1998	NB	187		9,404	2,800	27	460	79	133	131	676	34	10	0	0	13,941	27,915
	SB	126		9,566	2,772	19	461	155	52	97	694	24	8	0	0	13,974	
1997	NB	176	0	10,261	2,095	14	288	90	143	102	686	39	8	0	0	13,902	27,813
	SB	146	0	9,982	2,306	16	460	156	28	128	642	38	9	0	0	13,911	
1996	NB	155	0	9,730	2,357	13	574	68	101	96	688	34	8	0	0	13,824	28,362
	SB	143	0	10,702	2,263	15	622	123	33	77	531	25	4	0	0	14,538	
1995	NB	181	0	8,692	2,346	18	392	61	81	106	636	42	8	0	0	12,563	25,616
	SB	183		9,593	2,321	7	242	66	21	87	496	33	4	0	0	13,053	
1994	NB	181	0	8,886	2,228	17	348	96	66	123	561	46	6	0	0	12,558	26,327
	SB	144	0	9,642	2,681	20	376	126	34	101	603	38	4	0	0	13,769	
1993	NB	160	0	9,258	2,508	17	365	78	67	112	599	52	6	0	0	13,222	26,379
	SB	100		9,892	2,092	12	352	111	18	108	441	28	3	0	0	13,157	

New Jersey Department of Transportation
Bureau of Transportation Data Development
Roadway Systems Section

DAILY WEEKEND AVERAGE BY VEHICLE CLASSIFICATION (FHWA 13 CLASSIFICATION SCHEME)
(SATURDAYS AND SUNDAYS ONLY)

LOCATION: NJ-55 (NB/SB), Deptford Twp., Gloucester Co.
F.C.= 12 5117.625 5218.606 552.49 543.034

MONTH	DIR	Unclass	Motor-cycle	Auto	2-Axle 4-Tire	Bus	2-Axle 6-Tire	3-Axle 1-Unit	4-Axle 1-Unit	<=4-Axle 1-Trailer	5-Axle 1-Trailer	>=6-Axle 1-Trailer	<=4-Axle 2-Trailer	6-Axle 2-Trailer	>=7-Axle 2-Trailer	MONTHLY ADT	
		0	1	2	3	4	5	6	7	8	9	10	11	12	13	NB	COMBINE
JAN 2002	NB	52	-	21,074	4,934	50	530	193	80	155	762	15	10	-	-	27,855	54,841
	SB	54	-	20,386	5,040	42	513	152	78	140	561	10	8	-	2	26,986	
FEB 2002	NB	61	-	19,294	5,197	36	505	30	26	40	184	1	2	-	-	25,376	51,182
	SB	16	-	20,100	4,915	16	511	49	15	31	146	1	6	-	-	25,806	
MAR 2002	NB	76	-	20,290	4,796	50	517	25	5	62	171	-	1	-	-	25,993	52,234
	SB	19	-	20,401	4,998	18	520	39	15	38	186	1	6	-	-	26,241	
APR 2002	NB	44	-	20,362	4,862	41	626	26	7	40	206	1	-	-	-	26,215	52,399
	SB	68	-	20,361	4,809	19	629	46	8	30	206	2	6	-	-	26,184	
MAY 2002	NB	39	-	21,732	5,117	40	552	30	11	31	179	1	-	-	-	27,732	55,131
	SB	81	-	21,246	5,218	22	543	46	12	38	186	2	5	-	-	27,399	
JUN 2002	NB	43	-	22,586	5,594	19	384	39	8	35	221	1	1	-	-	28,931	56,420
	SB	25	-	21,209	5,349	22	576	38	12	43	207	2	6	-	-	27,489	
JUL 2002	NB	33	-	22,958	5,039	20	359	45	10	36	220	1	2	-	-	28,723	55,295
	SB	77	-	20,665	5,049	24	473	40	17	35	184	2	6	-	-	26,572	
AUG 2002	NB	35	-	23,400	4,810	17	371	48	13	38	220	2	2	-	-	28,956	56,433
	SB	70	-	21,817	4,905	20	393	36	20	34	174	2	6	-	-	27,477	
SEP 2002	NB	39	-	23,599	4,643	21	411	59	14	44	224	2	1	-	-	29,057	56,706
	SB															27,649	
OCT 2002	NB	33	-	22,741	4,008	23	399	39	9	43	200	2	2	-	-	27,499	54,809
	SB															27,310	
NOV 2002	NB																
	SB																
DEC 2002	NB																
	SB																
AVERAGE	NB	46	0	21,804	4,900	32	465	53	18	52	259	3	2	0	0	27,634	54,545
	SB	51	0	20,773	5,035	23	520	56	22	49	231	3	6	0	0	26,911	
TOTAL (NB+SB)		97	0	42,577	9,935	55	985	109	40	101	490	5	8	0	0	54,545	
% DAILY	NB	0.2%	0.0%	78.9%	17.7%	0.1%	1.7%	0.2%	0.1%	0.2%	0.9%	0.0%	0.0%	0.0%	0.0%	100.0%	
	SB	0.2%	0.0%	77.2%	18.7%	0.1%	1.9%	0.2%	0.1%	0.2%	0.9%	0.0%	0.0%	0.0%	0.0%	100.0%	
% TOTAL		0.2%	0.0%	78.1%	18.2%	0.1%	1.8%	0.2%	0.1%	0.2%	0.9%	0.0%	0.0%	0.0%	0.0%	100.0%	
No data available																	
PRIOR YEARS SUMMARY DATA (AVERAGE AADT)																	
2001	NB	127	0	22,205	5,491	48	593	177	153	164	767	23	10	0	0	29,756	59,965
	SB	208	0	22,485	5,754	40	599	195	91	137	678	13	9	0	0	30,209	
2000	NB	180		21,515	5,058	62	709	145	140	175	714	28	7	0	0	28,733	57,438
	SB	210		21,698	5,061	38	692	159	81	134	612	12	8	0	0	28,705	
1999	NB	217	0	19,739	4,309	41	655	119	103	133	648	28	7	0	0	25,999	53,323
	SB	196	0	21,022	4,323	31	663	172	64	134	693	18	8	0	0	27,324	
1998	NB	152		18,744	4,197	38	648	125	115	134	673	29	7	0	0	24,862	50,876
	SB	138		19,912	4,223	33	626	175	69	128	684	20	6	0	0	26,014	
1997	NB	174	0	19,410	4,040	39	650	127	103	135	660	34	8	0	0	25,380	51,384
	SB	144	0	19,958	4,156	34	672	168	63	126	653	22	8	0	0	26,004	
1996	NB	181	0	18,772	4,117	39	577	111	85	136	662	37	8	0	0	24,725	50,542
	SB	281	0	19,731	4,116	35	641	157	43	128	655	22	8	0	0	25,817	
1995	NB	162	0	18,236	4,142	31	551	107	63	133	647	40	8	0	0	24,120	48,983
	SB	165	0	18,959	4,111	29	618	138	38	128	644	26	7	0	0	24,863	
1994	NB	170	0	19,116	4,153	25	566	135	61	130	641	46	7	0	0	25,050	50,530
	SB	162	0	19,571	4,135	26	576	151	43	126	649	36	5	0	0	25,480	
1993	NB	169		18,506	3,986	21	534	117	48	129	618	44	7	0	0	24,179	48,987
	SB	165		19,155	3,929	21	570	142	37	130	621	32	6	0	0	24,808	

New Jersey Department of Transportation
Bureau of Transportation Data Development
Roadway Systems Section

DAILY WEEKEND AVERAGE BY VEHICLE CLASSIFICATION (FHWA 13 CLASSIFICATION SCHEME)
(SATURDAYS AND SUNDAYS ONLY)

LOCATION: NJ-68 (NB/SB), MP 3.0, Springfield Twp., Burlington Co.
F.C.= 06 326.0294 362.1199 61.2383 60.1469

MONTH	DIR	Unclass	Motor-cycle	Auto	2-Axle 4-Tire	Bus	2-Axle 6-Tire	3-Axle 1-Unit	4-Axle 1-Unit	<=4-Axle 1-Trailer	5-Axle 1-Trailer	>=6-Axle 1-Trailer	<=4-Axle 2-Trailer	6-Axle 2-Trailer	>=7-Axle 2-Trailer	MONTHLY ADT		
		0	1	2	3	4	5	6	7	8	9	10	11	12	13	NB	SB	COMBINE
JAN 2002	NB	4	-	1,353	254	2	51	5	-	2	4	-	2	-	-	-	1,677	3,419
	SB	5	-	1,401	264	3	58	4	-	1	6	-	-	-	-	-	1,742	
FEB 2002	NB	2	-	1,460	272	2	48	5	-	3	4	-	-	-	-	-	1,796	3,694
	SB	3	-	1,520	298	2	65	5	-	1	4	-	-	-	-	-	1,898	
MAR 2002	NB	3	-	1,589	298	3	56	6	-	2	5	-	-	-	-	-	1,962	4,017
	SB	5	-	1,642	323	3	70	5	-	2	5	-	-	-	-	-	2,055	
APR 2002	NB	2	-	1,418	359	5	72	8	-	4	4	-	-	-	-	-	1,872	3,839
	SB	8	-	1,520	349	5	73	4	-	3	5	-	-	-	-	-	1,967	
MAY 2002	NB	3	-	1,698	326	6	89	10	1	6	5	1	-	-	-	-	2,145	4,444
	SB	5	-	1,823	362	4	86	10	-	3	5	1	-	-	-	-	2,299	
JUN 2002	NB	4	-	1,717	447	5	98	7	2	8	9	-	-	-	-	-	2,297	4,759
	SB	9	-	1,851	479	5	95	13	-	10	-	-	-	-	-	-	2,462	
JUL 2002	NB	4	-	1,651	507	8	48	10	-	6	6	1	-	-	-	-	2,241	4,739
	SB	7	-	1,786	583	9	92	10	-	5	5	1	-	-	-	-	2,498	
AUG 2002	NB	2	-	1,417	364	5	111	5	-	4	7	-	-	-	-	-	1,915	4,066
	SB	7	-	1,507	527	4	91	7	-	2	6	-	-	-	-	-	2,151	
SEP 2002	NB	2	-	1,013	540	7	87	12	-	4	7	-	-	-	-	-	1,672	3,544
	SB	7	-	1,180	573	7	85	9	2	3	6	-	-	-	-	-	1,872	
OCT 2002	NB	3	-	1,265	588	5	54	12	1	4	6	3	-	-	-	-	1,941	4,032
	SB	8	-	1,396	571	5	89	8	2	3	6	3	-	-	-	-	2,091	
NOV 2002	NB	4	-	1,400	559	7	55	15	1	4	9	2	-	-	-	-	2,056	4,140
	SB	12	-	1,408	543	5	98	9	1	2	5	1	-	-	-	-	2,084	
DEC 2002	NB																	
	SB																	
AVERAGE	NB	3	0	1,453	410	5	70	9	0	4	6	1	0	0	0	0	1,961	4,063
	SB	7	0	1,549	443	5	82	8	0	3	5	1	0	0	0	0	2,102	
TOTAL (NB+SB)		10	0	3,001	853	10	152	16	1	7	11	1	0	0	0	0	4,063	
% DAILY	NB	0.2%	0.0%	74.1%	20.9%	0.3%	3.6%	0.4%	0.0%	0.2%	0.3%	0.0%	0.0%	0.0%	0.0%	0.0%	100.0%	
	SB	0.3%	0.0%	73.7%	21.1%	0.2%	3.9%	0.4%	0.0%	0.2%	0.2%	0.0%	0.0%	0.0%	0.0%	0.0%	100.0%	
% TOTAL		0.2%	0.0%	73.9%	21.0%	0.2%	3.7%	0.4%	0.0%	0.2%	0.3%	0.0%	0.0%	0.0%	0.0%	0.0%	100.0%	
No data available																		
PRIOR YEARS SUMMARY DATA (AVERAGE AADT)																		
2001	NB	15	0	2,121	410	9	77	22	4	10	27	0	0	0	0	0	2,694	5,478
	SB	21	0	2,173	439	9	73	24	3	11	31	1	0	0	0	0	2,784	
2000	NB	17		2,303	438	6	66	25	6	10	29	1	0	0	0	0	2,901	5,854
	SB	19		2,330	461	6	64	24	5	10	33	1	0	0	0	0	2,953	
1999	NB	14	0	2,316	451	7	56	23	6	11	31	1	0	0	0	0	2,916	5,889
	SB	12	0	2,373	445	7	53	28	6	9	38	2	0	0	0	0	2,973	
1998	NB	19		2,186	443	4	68	20	3	9	25	1	0	0	0	0	2,778	5,688
	SB	23		2,281	453	6	70	23	6	9	37	2	0	0	0	0	2,910	
1997	NB	20	0	2,206	390	19	61	14	3	12	21	2	0	0	0	0	2,748	5,628
	SB	19	0	2,335	381	18	60	16	5	15	25	3	1	0	2	0	2,880	

New Jersey Department of Transportation
Bureau of Transportation Data Development
Roadway Systems Section

DAILY WEEKEND AVERAGE BY VEHICLE CLASSIFICATION (FHWA 13 CLASSIFICATION SCHEME)
(SATURDAYS AND SUNDAYS ONLY)

LOCATION: NJ-72 (EB/WB), MP 2.1, Woodland Twp., Burlington Co.
F.C.= 02 764.5219 820.9079 223.138 256.312

MONTH	DIR	Unclass	Motor-cycle	Auto	2-Axle 4-Tire	Bus	2-Axle 6-Tire	3-Axle 1-Unit	4-Axle 1-Unit	<=4-Axle 1-Trailer	5-Axle 1-Trailer	>=6-Axle 1-Trailer	<=4-Axle 2-Trailer	6-Axle 2-Trailer	>=7-Axle 2-Trailer	MONTHLY ADT		
		0	1	2	3	4	5	6	7	8	9	10	11	12	13	EB WB	COMBINE	
JAN 2002	EB	12	-	2,323	408	3	96	2	-	4	22	-	-	-	-	-	2,870	5,937
	WB	17	-	2,461	436	2	127	3	1	3	17	-	-	-	-	-	3,067	
FEB 2002	EB	14	-	2,761	482	5	98	3	-	6	23	-	-	-	-	-	3,392	7,015
	WB	24	-	2,891	510	4	168	3	-	4	19	-	-	-	-	-	3,623	
MAR 2002	EB	14	-	2,949	471	6	103	4	-	6	23	-	-	-	-	-	3,576	7,520
	WB	25	-	3,085	637	6	160	4	-	7	20	-	-	-	-	-	3,944	
APR 2002	EB	18	-	3,186	699	8	122	19	1	6	26	-	-	-	-	-	4,085	8,815
	WB	68	-	3,670	707	10	187	21	18	24	25	-	-	-	-	-	4,730	
MAY 2002	EB	25	-	4,393	764	7	145	4	-	7	30	-	-	-	-	-	5,375	11,199
	WB	43	-	4,691	820	5	182	39	-	26	18	-	-	-	-	-	5,824	
JUN 2002	EB	28	-	5,652	984	7	152	4	1	7	33	1	-	-	-	-	6,869	14,840
	WB	77	-	6,603	1,058	3	196	5	-	9	20	-	-	-	-	-	7,971	
JUL 2002	EB	21	-	5,580	989	7	147	6	-	7	36	-	-	-	-	-	6,793	16,096
	WB	76	-	7,730	1,260	3	178	7	5	12	32	-	-	-	-	-	9,303	
AUG 2002	EB	23	-	6,020	996	9	151	6	2	9	35	-	-	-	-	-	7,251	15,871
	WB	84	-	7,272	1,012	3	189	5	10	15	29	1	-	-	-	-	8,620	
SEP 2002	EB	23	-	4,557	720	10	149	9	1	12	39	-	-	-	-	-	5,520	12,320
	WB	46	-	5,324	1,171	3	180	5	8	23	40	-	-	-	-	-	6,800	
OCT 2002	EB	17	-	3,593	1,047	15	144	6	1	11	41	-	-	-	-	-	4,875	10,515
	WB	25	-	4,016	1,382	6	143	4	5	17	41	1	-	-	-	-	5,640	
NOV 2002	EB	14	-	2,525	1,031	9	127	7	-	7	29	-	-	-	-	-	3,749	7,861
	WB	17	-	2,860	1,053	2	139	4	6	6	24	1	-	-	-	-	4,112	
DEC 2002	EB																	
	WB																	
AVERAGE	EB	19	0	3,958	781	8	130	6	1	7	31	0	0	0	0	0	4,941	10,726
	WB	46	0	4,600	913	4	168	9	5	13	26	0	0	0	0	0	5,785	
TOTAL (EB+WB)		65	0	8,558	1,694	12	298	15	5	21	57	0	0	0	0	0	10,726	
% DAILY	EB	0.4%	0.0%	80.1%	15.8%	0.2%	2.6%	0.1%	0.0%	0.2%	0.6%	0.0%	0.0%	0.0%	0.0%	0.0%	100.0%	
	WB	0.8%	0.0%	79.5%	15.8%	0.1%	2.9%	0.2%	0.1%	0.2%	0.4%	0.0%	0.0%	0.0%	0.0%	0.0%	100.0%	
% TOTAL		0.6%	0.0%	79.8%	15.8%	0.1%	2.8%	0.1%	0.1%	0.2%	0.5%	0.0%	0.0%	0.0%	0.0%	0.0%	100.0%	
No data available																		
PRIOR YEARS SUMMARY DATA (AVERAGE AADT)																		
2001	EB	27	0	3,515	646	12	189	47	11	18	76	1	0	0	0	0	4,542	9,192
	WB	34	0	3,546	656	10	205	14	75	25	82	3	1	0	1	0	4,651	
2000	EB	33		3,079	727	6	123	51	7	22	78	2	0	0	0	0	4,128	8,812
	WB	30		3,593	742	3	149	17	65	17	78	5	1	0	0	0	4,700	
1999	EB	32	0	3,054	697	3	132	41	4	12	62	1	0	0	0	0	4,038	8,812
	WB	28	0	3,763	690	2	154	15	43	9	65	4	1	0	0	0	4,774	
1998	EB	27		3,393	677	2	146	72	9	13	71	2	0	0	0	0	4,412	9,202
	WB	27		3,733	706	2	152	30	47	12	78	2	1	0	0	0	4,790	
1997	EB	28	0	2,777	615	2	128	39	1	13	67	1	0	0	0	0	3,671	7,536
	WB	23	0	2,927	638	4	142	18	29	11	70	2	1	0	0	0	3,865	

New Jersey Department of Transportation
 Bureau of Transportation Data Development
 Roadway Systems Section

DAILY WEEKEND AVERAGE BY VEHICLE CLASSIFICATION (FHWA 13 CLASSIFICATION SCHEME)
 (SATURDAYS AND SUNDAYS ONLY)

LOCATION: I-78 (EB/WB), MP 14.5, Union Twp., Hunterdon Co.
 F.C.= 01

MONTH	DIR	Unclass	Motor-cycle	Auto	2-Axle 4-Tire	Bus	2-Axle 6-Tire	3-Axle 1-Unit	4-Axle 1-Unit	<=4-Axle 1-Trailer	5-Axle 1-Trailer	>=6-Axle 1-Trailer	<=4-Axle 2-Trailer	6-Axle 2-Trailer	>=7-Axle 2-Trailer	MONTHLY ADT	
		0	1	2	3	4	5	6	7	8	9	10	11	12	13	EB WB	COMBINE
No new data available																	
PRIOR YEARS SUMMARY DATA (AVERAGE AADT)																	
2000	EB	131		26,540	4,070	104	1,219	263	45	468	4,874	39	263	46	4	38,066	76,009
	WB	179	0	27,012	4,146	110	1,294	281	53	480	4,202	27	124	33	2	37,943	
1999	EB	111	0	25,627	4,312	107	1,260	233	38	412	4,676	69	271	45	8	37,169	75,002
	WB	180	0	26,651	4,339	102	1,235	298	72	485	4,177	87	202	3	2	37,833	
1998	EB	138		24,416	4,015	103	1,046	228	36	385	4,497	53	272	45	3	35,237	71,401
	WB	131		25,171	4,065	98	1,163	227	73	566	4,271	98	298	1	2	36,164	
1997	EB	No classification data available														34,364	68,118
	WB	198	0	23,161	4,062	82	1,173	202	50	472	3,970	81	289	12	2	33,754	
1996	EB	192	0	23,752	4,140	63	1,175	178	28	340	3,077	105	220	44	2	33,316	65,828
	WB	119	0	22,202	4,089	94	1,156	202	21	376	3,868	49	285	50	1	32,512	
1995	EB	172	0	23,314	4,119	107	857	179	29	417	3,969	101	280	59	2	33,605	65,880
	WB	174		22,190	4,027	99	957	200	25	394	3,837	47	270	54	1	32,275	
1994	EB	177		22,859	4,064	98	801	248	37	428	3,395	22	133	23	1	32,286	64,209
	WB	194	0	22,069	4,025	107	715	225	21	397	3,794	45	274	57	0	31,923	

New Jersey Department of Transportation
Bureau of Transportation Data Development
Roadway Systems Section

DAILY WEEKEND AVERAGE BY VEHICLE CLASSIFICATION (FHWA 13 CLASSIFICATION SCHEME)
(SATURDAYS AND SUNDAYS ONLY)

LOCATION: I-78 (WB), MP 34.5, Bernards Twp., Somerset Co.
F.C.= 01 West Bound Only #DIV/0! 2856.277 #DIV/0! 366.529

MONTH	DIR	Unclass	Motor-cycle	Auto	2-Axle 4-Tire	Bus	2-Axle 6-Tire	3-Axle 1-Unit	4-Axle 1-Unit	<=4-Axle 1-Trailer	5-Axle 1-Trailer	>=6-Axle 1-Trailer	<=2-Axle 2-Trailer	6-Axle 2-Trailer	>=7-Axle 2-Trailer	MONTHLY ADT		
		0	1	2	3	4	5	6	7	8	9	10	11	12	13	EB WB	COMBINE	
JAN 2002	EB																	
	WB	31	-	16,495	3,246	27	288	78	2	53	711	8	48	9	-	20,996	20,996	
FEB 2002	EB																	
	WB	35	-	18,569	3,513	36	354	72	2	52	737	7	50	10	-	23,437	23,437	
MAR 2002	EB																	
	WB	32	-	19,585	3,642	46	382	87	3	56	734	8	51	11	-	24,637	24,637	
APR 2002	EB																	
	WB	54	-	20,037	3,981	77	418	120	2	69	789	12	55	10	-	25,624	25,624	
MAY 2002	EB																	
	WB	56	-	21,286	3,856	70	366	104	19	59	747	9	49	11	-	26,632	26,632	
JUN 2002	EB																	
	WB	87	-	22,448	4,198	77	449	125	15	85	779	8	46	12	-	28,329	28,329	
JUL 2002	EB																	
	WB	65	-	22,469	4,253	83	434	129	13	73	758	8	42	10	-	28,337	28,337	
AUG 2002	EB																	
	WB	73	-	22,354	5,048	100	413	137	26	70	797	9	52	11	-	29,090	29,090	
SEP 2002	EB																	
	WB	61	-	21,726	4,378	65	460	112	19	76	842	9	54	10	-	27,812	27,812	
OCT 2002	EB																	
	WB	82	-	21,821	4,793	64	421	117	6	70	833	8	47	12	-	28,274	28,274	
NOV 2002	EB																	
	WB																	
DEC 2002	EB																	
	WB																	
AVERAGE	EB																	
	WB	58	0	20,679	4,091	65	399	108	11	66	773	9	49	11	0	26,317	26,317	
TOTAL (EB+WB)																		
% DAILY	EB																	
	WB	0.2%	0.0%	78.6%	15.5%	0.2%	1.5%	0.4%	0.0%	0.3%	2.9%	0.0%	0.2%	0.0%	0.0%	100.0%	WB ONLY	
% TOTAL																		
No data available																		
PRIOR YEARS SUMMARY DATA (AVERAGE AADT)																		
2001	EB	No data available																
	WB	156	0	26,310	3,629	126	466	244	116	202	2,450	33	88	16	1	33,835	33,835	
2000	EB	No data available																
	WB	85		25,890	3,706	119	496	237	114	214	2,523	28	78	15	1	33,506	33,506	

New Jersey Department of Transportation
 Bureau of Transportation Data Development
 Roadway Systems Section

DAILY WEEKEND AVERAGE BY VEHICLE CLASSIFICATION (FHWA 13 CLASSIFICATION SCHEME)
 (SATURDAYS AND SUNDAYS ONLY)

LOCATION: I-80 (EB/WB), MP 8.5, Knowlton Twp., Warren Co.
 F.C.= 01 1667.427 #VALUE! 557.553 #####

MONTH	DIR	Unclass	Motor-cycle	Auto	2-Axle 4-Tire	Bus	2-Axle 6-Tire	3-Axle 1-Unit	4-Axle 1-Unit	<=4-Axle 1-Trailer	5-Axle 1-Trailer	>=6-Axle 1-Trailer	<=4-Axle 2-Trailer	6-Axle 2-Trailer	>=7-Axle 2-Trailer	MONTHLY ADT		
		0	1	2	3	4	5	6	7	8	9	10	11	12	13	EB WB	COMBINE	
JAN 2002	EB																20,095	39,562
	WB																19,467	
FEB 2002	EB																22,104	44,208
	WB																-	
MAR 2002	EB																22,179	44,358
	WB																-	
APR 2002	EB																23,514	45,214
	WB																21,700	
MAY 2002	EB																26,212	51,007
	WB																24,795	
JUN 2002	EB	32	-	21,437	4,593	75	882	107	7	71	1,158	12	17	15	-		28,406	53,852
	WB																25,446	
JUL 2002	EB	63	-	25,482	5,053	82	965	120	7	66	1,123	16	20	12	-		33,009	61,618
	WB																28,609	
AUG 2002	EB																32,527	62,750
	WB																30,223	
SEP 2002	EB																25,502	46,799
	WB																21,297	
OCT 2002	EB																	
	WB																	
NOV 2002	EB																	
	WB																	
DEC 2002	EB																	
	WB																	
AVERAGE	EB	48	0	23,460	4,823	79	924	114	7	69	1,141	14	19	14	0		25,950	50,455
	WB																24,505	
TOTAL (EB+WB)		48	0	23,460	4,823	79	924	114	7	69	1,141	14	19	14	0		50,455	
% DAILY	EB	0.2%	0.0%	90.4%	18.6%	0.3%	3.6%	0.4%	0.0%	0.3%	4.4%	0.1%	0.1%	0.1%	0.0%		100.0%	
	WB																	
% TOTAL																		
No data available																		
PRIOR YEARS SUMMARY DATA (AVERAGE AADT)																		
2001	EB	213	0	17,406	1,753	85	586	132	43	175	2,743	71	89	13	2		23,311	44,268
	WB	174	0	15,814	1,566	72	489	88	37	132	2,432	43	99	13	2		20,958	
2000	EB	137		16,944	1,413	72	451	138	71	202	3,262	108	107	12	6		22,923	43,391
	WB	124		15,173	1,396	81	422	107	40	191	2,678	126	93	15	22		20,468	
1999	EB	159	0	17,042	1,313	97	439	102	26	162	2,469	77	75	11	1		21,973	43,393
	WB	165	0	16,951	1,323	65	441	114	42	115	1,982	164	49	7	2		21,420	
1998	EB	115		17,004	1,360	96	469	97	39	148	1,978	147	76	18	2		21,549	41,728
	WB	111		15,960	1,328	72	456	127	41	105	1,679	239	39	8	14		20,179	
1997	EB	118	0	15,399	1,336	98	458	91	34	139	1,866	82	85	9	1		19,716	39,360
	WB	128	0	15,729	1,343	62	488	101	58	122	1,386	167	52	7	1		19,644	
1996	EB	150	0	16,563	1,298	124	488	89	16	181	2,368	122	107	16	1		21,523	41,286
	WB	122	0	15,209	1,258	98	456	90	17	195	2,079	140	85	13	1		19,763	
1995	EB	135	0	14,930	1,287	112	408	73	18	168	2,022	132	114	13	2		19,414	39,275
	WB	151	0	15,271	1,258	123	418	82	23	163	2,142	120	94	15	1		19,861	

New Jersey Department of Transportation
Bureau of Transportation Data Development
Roadway Systems Section

DAILY WEEKEND AVERAGE BY VEHICLE CLASSIFICATION (FHWA 13 CLASSIFICATION SCHEME)
(SATURDAYS AND SUNDAYS ONLY)

LOCATION: I-80 (EB/WB), MP 32.4, Roxbury Twp., Morris Co.
F.C.= 11 5452.509 5354.951 1359.52 1413.18

MONTH	DIR	Unclass	Motor-cycle	Auto	2-Axle 4-Tire	Bus	2-Axle 6-Tire	3-Axle 1-Unit	4-Axle 1-Unit	<=4-Axle 1-Trailer	5-Axle 1-Trailer	>=6-Axle 1-Trailer	<=4-Axle 2-Trailer	6-Axle 2-Trailer	>=7-Axle 2-Trailer	MONTHLY ADT	
		0	1	2	3	4	5	6	7	8	9	10	11	12	13	EB WB	COMBINE
JAN 2002	EB	119	-	34,373	4,262	53	809	128	5	64	1,260	12	43	6	-	41,134	82,279
	WB	92	-	34,220	4,713	53	807	125	7	56	1,016	8	42	6	-	41,145	
FEB 2002	EB	56	-	39,048	4,264	52	672	118	3	69	1,299	12	50	7	-	45,650	90,812
	WB	66	-	38,146	4,942	59	684	111	4	55	1,043	7	41	4	-	45,162	
MAR 2002	EB	69	-	39,361	4,854	63	602	136	4	76	1,321	13	52	7	-	46,558	92,437
	WB	68	-	38,744	4,770	73	968	128	5	58	1,018	5	37	5	-	45,879	
APR 2002	EB	93	-	41,804	4,959	71	701	179	8	117	1,410	17	53	9	-	49,421	110,493
	WB	97	-	51,033	6,420	107	950	246	15	155	1,932	19	86	12	-	61,072	
MAY 2002	EB	88	-	44,544	5,174	74	718	171	5	103	1,342	15	50	8	-	52,292	103,790
	WB	82	-	43,906	5,354	83	630	155	12	89	1,130	9	41	7	-	51,498	
JUN 2002	EB	113	-	46,224	5,551	81	861	182	10	149	1,477	16	51	10	-	54,725	107,463
	WB	81	-	44,828	5,422	79	743	172	13	117	1,224	8	42	9	-	52,738	
JUL 2002	EB	75	-	49,341	6,167	76	758	184	7	104	1,318	18	47	7	-	58,102	112,529
	WB	52	-	46,501	5,736	89	637	152	12	68	1,118	7	47	8	-	54,427	
AUG 2002	EB	85	-	49,040	6,169	98	625	202	10	133	1,344	15	51	8	-	57,780	113,744
	WB	74	-	47,475	6,257	107	686	157	13	82	1,042	8	54	9	-	55,964	
SEP 2002	EB	82	-	44,820	5,496	70	648	194	8	158	1,462	17	57	9	-	53,021	104,493
	WB	50	-	43,762	5,291	92	690	163	13	88	1,238	11	63	11	-	51,472	
OCT 2002	EB																
	WB																
NOV 2002	EB																
	WB																
DEC 2002	EB																
	WB																
AVERAGE	EB	87	0	43,173	5,211	71	710	166	7	108	1,359	15	50	8	0	50,965	102,004
	WB	74	0	43,179	5,434	82	755	157	10	85	1,196	9	50	8	0	51,040	
TOTAL (EB+WB)		160	0	86,352	10,645	153	1,465	323	17	193	2,555	24	101	16	0	102,004	
% DAILY	EB	0.2%	0.0%	84.7%	10.2%	0.1%	1.4%	0.3%	0.0%	0.2%	2.7%	0.0%	0.1%	0.0%	0.0%	100.0%	
	WB	0.1%	0.0%	84.6%	10.6%	0.2%	1.5%	0.3%	0.0%	0.2%	2.3%	0.0%	0.1%	0.0%	0.0%	100.0%	
% TOTAL		0.2%	0.0%	84.7%	10.4%	0.2%	1.4%	0.3%	0.0%	0.2%	2.5%	0.0%	0.1%	0.0%	0.0%	100.0%	
No data available																	
PRIOR YEARS SUMMARY DATA (AVERAGE AADT)																	
2001	EB	167	0	41,642	5,513	153	1,375	347	57	275	3,196	38	97	11	1	52,871	105,432
	WB	183	0	41,392	5,465	150	1,442	334	75	233	3,153	46	78	8	0	52,560	
2000	EB	122		42,054	4,891	148	1,488	315	47	297	3,225	37	98	10	1	52,733	107,417
	WB	128		43,771	5,347	161	1,379	368	47	288	3,079	38	71	6	1	54,684	
1999	EB	151	0	39,075	5,220	201	1,415	277	54	651	2,959	51	100	5	9	50,168	102,262
	WB	135	0	40,637	5,865	145	1,510	328	58	268	3,031	38	69	10	0	52,094	
1998	EB	123		35,331	4,070	163	1,278	279	59	675	2,445	44	97	5	10	44,579	97,231
	WB	116		41,909	5,460	156	1,287	369	58	291	2,880	37	76	13	0	52,652	
1997	EB									No data available; system O.O.C.							
	WB									No data available; system O.O.C.							0
1996	EB									No data available; system O.O.C.							
	WB									No data available; system O.O.C.							0
1995	EB	129		34,316	5,754	113	899	429	18	294	2,348	28	95	12	1	44,436	90,625
	WB	113		36,350	5,248	113	939	449	34	296	2,471	31	129	15	1	46,189	
1994	EB	116		33,583	5,653	109	884	407	19	292	2,318	27	95	12	1	43,516	87,879
	WB	168		35,115	5,017	110	877	397	32	264	2,225	28	115	14	1	44,363	

New Jersey Department of Transportation
Bureau of Transportation Data Development
Roadway Systems Section

**DAILY WEEKEND AVERAGE BY VEHICLE CLASSIFICATION (FHWA 13 CLASSIFICATION SCHEME)
(SATURDAYS AND SUNDAYS ONLY)**

LOCATION: I-80 (EB/WB), MP 38.1, Denville Twp., Morris Co.
F.C.= 11

MONTH	DIR	Unclass	Motor-cycle	Auto	2-Axle 4-Tire	Bus	2-Axle 6-Tire	3-Axle 1-Unit	4-Axle 1-Unit	<=4-Axle 1-Trailer	5-Axle 1-Trailer	>=6-Axle 1-Trailer	<=4-Axle 2-Trailer	6-Axle 2-Trailer	>=7-Axle 2-Trailer	MONTHLY ADT		
		0	1	2	3	4	5	6	7	8	9	10	11	12	13	EB	WB	COMBINE
No new data available																		
PRIOR YEARS SUMMARY DATA (AVERAGE AADT)																		
1997	EB	No data available														71,286		136,740
	WB	159	0	50,360	9,316	142	1,783	590	28	296	2,638	37	94	10	1	65,454		
1996	EB	163	0	51,597	9,484	149	2,050	616	159	326	2,939	41	102	16	1	67,643		
	WB	164		53,091	9,513	159	1,674	750	31	340	2,953	34	109	17	1	68,836		
1995	EB	159	0	49,238	9,034	171	1,577	598	123	328	2,793	43	104	17	1	64,186		
	WB	111	0	50,749	9,245	180	1,708	702	23	353	2,960	33	130	20	1	66,215		

New Jersey Department of Transportation
 Bureau of Transportation Data Development
 Roadway Systems Section

DAILY WEEKEND AVERAGE BY VEHICLE CLASSIFICATION (FHWA 13 CLASSIFICATION SCHEME)
 (SATURDAYS AND SUNDAYS ONLY)

LOCATION: I-80 , MP 66.2, South Hackensack, Bergen Co.
 F.C.= 11

MONTH	DIR	Unclass	Motor-cycle	Auto	2-Axle 4-Tire	Bus	2-Axle 6-Tire	3-Axle 1-Unit	4-Axle 1-Unit	<=4-Axle 1-Trailer	5-Axle 1-Trailer	>=6-Axle 1-Trailer	<=4-Axle 2-Trailer	6-Axle 2-Trailer	>=7-Axle 2-Trailer	MONTHLY ADT	
		0	1	2	3	4	5	6	7	8	9	10	11	12	13	EB	COMBINE
No new data available																	
PRIOR YEARS SUMMARY DATA (AVERAGE AADT)																	
2001	EB	303	0	59,290	12,277	480	2,625	557	99	516	2,874	31	97	10	0	79,158	158,518
	WB						No classification data available										
2000	EB	208		62,953	12,591	476	2,286	467	91	573	3,110	28	86	8	0	82,877	163,437
	WB	205		62,195	11,927	227	2,463	333	19	326	2,791	16	55	3	0	80,560	
1999	EB	209	0	63,719	11,958	440	2,337	533	115	684	2,859	40	101	9	1	83,005	162,727
	WB	192	0	61,970	11,710	294	2,431	475	29	389	2,133	25	68	6	0	79,722	
1998	EB	200		62,171	11,666	467	2,346	490	65	724	2,713	37	102	8	0	80,989	160,992
	WB	208		62,329	11,500	248	2,254	338	17	334	2,705	14	51	5	0	80,003	
1997	EB	206	0	61,935	10,975	382	2,238	447	58	643	2,488	29	72	6	0	79,479	156,056
	WB	202		60,554	9,902	350	2,021	437	22	624	2,366	17	77	5	0	76,577	

New Jersey Department of Transportation
 Bureau of Transportation Data Development
 Roadway Systems Section

DAILY WEEKEND AVERAGE BY VEHICLE CLASSIFICATION (FHWA 13 CLASSIFICATION SCHEME)
 (SATURDAYS AND SUNDAYS ONLY)

LOCATION: I-95 (SB), MP 2.1, Ewing Twp., Mercer Co.
 F.C.= 11

MONTH	DIR	Unclass	Motor-cycle	Auto	2-Axle 4-Tire	Bus	2-Axle 6-Tire	3-Axle 1-Unit	4-Axle 1-Unit	<=4-Axle 1-Trailer	5-Axle 1-Trailer	>=6-Axle 1-Trailer	<=4-Axle 2-Trailer	6-Axle 2-Trailer	>=7-Axle 2-Trailer	MONTHLY ADT	
		0	1	2	3	4	5	6	7	8	9	10	11	12	13	NB SB	COMBINE
No new data available																	
PRIOR YEARS SUMMARY DATA (AVERAGE AADT)																	
2001	NB	No data available															
	SB	171	0	22,546	2,130	30	359	150	34	133	1,312	13	5	1	1	26,883	26,883
2000	NB	No classification data available														24,308	
	SB	186		21,757	2,361	32	373	184	29	165	1,554	16	7	2	0	26,666	50,974
1999	NB	No classification data available														24,262	
	SB	177	0	20,573	2,203	27	391	149	44	200	1,530	15	23	8	5	25,345	49,607
1998	NB	150		20,412	2,113	5	454	68	77	72	848	12	4	1	0	24,216	
	SB	181		21,002	2,195	20	454	143	19	131	1,484	20	7	2	0	25,658	49,874
1997	NB	141	0	20,324	2,129	9	412	49	24	77	998	4	2	1	0	24,170	
	SB	130	0	21,068	2,155	11	417	106	16	126	1,256	13	7	3	0	25,308	49,478
1996	NB	154	0	19,261	2,140	30	473	65	49	120	970	14	8	2	0	23,286	
	SB	185	0	24,311	2,259	68	431	195	58	217	1,142	74	39	4	0	28,983	52,269
1995	NB	129	0	19,042	2,168	33	489	76	64	133	1,034	18	21	5	0	23,212	
	SB	198	0	19,993	2,196	29	463	133	11	173	1,542	16	28	8	0	24,790	48,002
1994	NB	154	0	19,598	2,142	28	442	76	56	131	990	16	14	4	1	23,652	
	SB	117	0	18,129	2,109	25	487	126	13	169	1,424	16	16	7	0	22,638	46,290
1993	NB	148	0	19,358	2,186	37	433	77	54	133	892	15	17	4	1	23,355	
	SB	180		20,849	2,313	42	496	129	11	209	1,553	21	19	8	1	25,831	49,186

New Jersey Department of Transportation
Bureau of Transportation Data Development
Roadway Systems Section

DAILY WEEKEND AVERAGE BY VEHICLE CLASSIFICATION (FHWA 13 CLASSIFICATION SCHEME)
(SATURDAYS AND SUNDAYS ONLY)

LOCATION: US-130 (NB/SB), MP 3.4, Penns Grove Borough, Salem Co.
F.C.= 16 690.527 684.7469 193.653 197.399

MONTH	DIR	Unclass	Motor-cycle	Auto	2-Axle 4-Tire	Bus	2-Axle 6-Tire	3-Axle 1-Unit	4-Axle 1-Unit	<=4-Axle 1-Trailer	5-Axle 1-Trailer	>=6-Axle 1-Trailer	<=4-Axle 2-Trailer	6-Axle 2-Trailer	>=7-Axle 2-Trailer	MONTHLY ADT		
		0	1	2	3	4	5	6	7	8	9	10	11	12	13	NB SB	COMBINE	
JAN 2002	NB	5	-	4,447	597	2	131	14	-	1	14	-	-	-	-	-	5,211	10,169
	SB	4	-	4,110	674	2	148	13	-	1	6	-	-	-	-	-	4,958	
FEB 2002	NB	2	-	4,887	672	2	144	9	-	2	13	-	-	-	-	-	5,731	11,182
	SB	4	-	4,574	666	2	189	9	-	1	6	-	-	-	-	-	5,451	
MAR 2002	NB	4	-	5,008	690	2	158	8	-	1	16	-	-	-	-	-	5,887	11,487
	SB	4	-	4,701	684	2	197	7	-	2	3	-	-	-	-	-	5,600	
APR 2002	NB	4	-	5,039	738	3	166	11	-	1	16	-	-	-	-	-	5,978	11,667
	SB	9	-	4,758	750	3	155	9	-	1	4	-	-	-	-	-	5,689	
MAY 2002	NB	8	-	5,298	690	2	129	12	-	2	12	-	-	-	-	-	6,153	12,066
	SB	5	-	5,119	684	1	88	9	-	1	6	-	-	-	-	-	5,913	
JUN 2002	NB	8	-	5,294	733	-	107	12	-	2	17	-	-	-	-	-	6,173	12,069
	SB	5	-	5,076	712	1	86	10	-	-	6	-	-	-	-	-	5,896	
JUL 2002	NB	8	-	4,837	694	1	95	10	1	1	19	-	-	-	-	-	5,666	11,072
	SB	6	-	4,687	621	1	77	9	-	-	5	-	-	-	-	-	5,406	
AUG 2002	NB	4	-	4,971	734	1	100	6	-	1	10	-	-	-	-	-	5,827	11,360
	SB	5	-	4,821	608	3	75	8	-	2	11	-	-	-	-	-	5,533	
SEP 2002	NB	3	-	5,263	632	-	69	6	-	1	5	-	1	-	-	-	5,980	11,708
	SB	4	-	4,958	667	2	81	11	-	1	4	-	-	-	-	-	5,728	
OCT 2002	NB																-	
	SB																-	
NOV 2002	NB	1	-	4,921	454	-	64	1	-	-	4	-	-	-	-	-	5,445	10,645
	SB	5	-	4,617	477	2	80	9	-	-	10	-	-	-	-	-	5,200	
DEC 2002	NB																	
	SB																	
AVERAGE	NB	5	0	4,997	663	1	116	9	0	1	13	0	0	0	0	0	5,805	11,343
	SB	5	0	4,742	654	2	118	9	0	1	6	0	0	0	0	0	5,537	
TOTAL (NB+SB)		10	0	9,739	1,318	3	234	18	0	2	19	0	0	0	0	0	11,343	
% DAILY	NB	0.1%	0.0%	86.1%	11.4%	0.0%	2.0%	0.2%	0.0%	0.0%	0.2%	0.0%	0.0%	0.0%	0.0%	0.0%	100.0%	
	SB	0.1%	0.0%	85.6%	11.8%	0.0%	2.1%	0.2%	0.0%	0.0%	0.1%	0.0%	0.0%	0.0%	0.0%	0.0%	100.0%	
% TOTAL		0.1%	0.0%	85.9%	11.6%	0.0%	2.1%	0.2%	0.0%	0.0%	0.2%	0.0%	0.0%	0.0%	0.0%	0.0%	100.0%	
No data available																		
PRIOR YEARS SUMMARY DATA (AVERAGE AADT)																		
2001	NB	36	0	5,486	777	11	218	34	6	10	45	1	0	0	0	0	6,622	12,844
	SB	39	0	5,150	761	7	219	18	3	8	16	0	0	0	0	0	6,222	
2000	NB	32		5,423	746	8	193	39	5	12	53	1	1	0	0	0	6,513	12,703
	SB	30		5,202	731	3	179	17	3	6	18	1	0	0	0	0	6,190	
1999	NB	49	0	5,233	652	1	180	30	3	11	45	1	0	0	0	0	6,205	12,246
	SB	41	0	5,158	657	0	141	16	3	5	20	0	0	0	0	0	6,041	
1998	NB	41		5,547	616	0	104	34	7	10	60	1	0	0	0	0	6,420	12,584
	SB	42		5,320	606	0	138	22	4	6	26	0	0	0	0	0	6,164	
1997	NB	38	0	5,607	554	1	170	33	4	14	60	0	0	0	0	0	6,481	12,712
	SB	39	0	5,430	530	1	164	26	1	10	30	0	0	0	0	0	6,231	

New Jersey Department of Transportation
Bureau of Transportation Data Development
Roadway Systems Section

DAILY WEEKEND AVERAGE BY VEHICLE CLASSIFICATION (FHWA 13 CLASSIFICATION SCHEME)
(SATURDAYS AND SUNDAYS ONLY)

LOCATION: US-130 (NB), MP 57.0, Bordentown Twp., Burlington Co.
F.C.=14 1634.995 #DIV/0! 212.56 #DIV/0!

MONTH	DIR	Unclass	Motor-cycle	Auto	2-Axle 4-Tire	Bus	2-Axle 6-Tire	3-Axle 1-Unit	4-Axle 1-Unit	<=4-Axle 1-Trailer	5-Axle 1-Trailer	>=6-Axle 1-Trailer	<=4-Axle 2-Trailer	6-Axle 2-Trailer	>=7-Axle 2-Trailer	MONTHLY ADT	
		0	1	2	3	4	5	6	7	8	9	10	11	12	13	NB	COMBINE
JAN 2002	NB	11	-	7,044	1,335	13	173	17	1	7	77	1	-	-	-	8,679	8,679
	SB																
FEB 2002	NB	18	-	7,997	1,737	20	198	26	5	14	109	2	-	-	-	10,126	10,126
	SB																
MAR 2002	NB	19	-	8,279	1,963	17	212	24	4	13	96	1	-	-	-	10,628	10,628
	SB																
APR 2002	NB	27	-	8,473	2,285	21	321	26	1	15	102	1	-	-	-	11,272	11,272
	SB																
MAY 2002	NB	24	-	8,271	2,634	21	291	24	2	16	87	-	-	-	-	11,370	11,370
	SB																
JUN 2002	NB	33	-	8,525	3,105	25	368	31	4	24	123	1	-	-	-	12,239	12,239
	SB																
JUL 2002	NB	37	-	8,993	3,411	27	317	31	4	22	147	1	-	-	-	12,990	12,990
	SB																
AUG 2002	NB	34	-	8,574	3,527	31	304	49	-	24	129	1	-	-	-	12,673	12,673
	SB																
SEP 2002	NB	28	-	7,499	3,354	20	322	29	3	17	101	1	-	-	-	11,374	11,374
	SB																
OCT 2002	NB	24	-	7,572	3,457	19	332	20	6	14	93	1	-	-	-	11,538	11,538
	SB																
NOV 2002	NB	24	-	7,154	3,227	18	340	29	11	12	92	1	1	-	-	10,909	10,909
	SB																
DEC 2002	NB																
	SB																
AVERAGE	NB	25	0	8,035	2,730	21	289	28	4	16	105	1	0	0	0	11,254	11,254
	SB																
TOTAL (NB+SB)		25	0	8,035	2,730	21	289	28	4	16	105	1	0	0	0	11,254	
% DAILY	NB	0.2%	0.0%	71.4%	24.3%	0.2%	2.6%	0.2%	0.0%	0.1%	0.9%	0.0%	0.0%	0.0%	0.0%	100.0%	
	SB																
% TOTAL		0.2%	0.0%	71.4%	24.3%	0.2%	2.6%	0.2%	0.0%	0.1%	0.9%	0.0%	0.0%	0.0%	0.0%	100.0%	
No data available																	
PRIOR YEARS SUMMARY DATA (AVERAGE AADT)																	
2001	NB	69	0	9,748	1,929	32	251	82	24	60	330	10	1	0	0	12,538	12,538
	SB						No data available										
2000	NB	29		9,336	1,841	19	326	86	17	65	370	8	2	0	0	12,099	23,669
	SB						No classification data available										
1999	NB	31	0	9,084	1,481	7	408	93	22	70	375	9	1	0	0	11,581	22,656
	SB	38	0	8,668	1,395	5	443	105	12	60	342	6	1	0	0	11,075	

New Jersey Department of Transportation
Bureau of Transportation Data Development
Roadway Systems Section

DAILY WEEKEND AVERAGE BY VEHICLE CLASSIFICATION (FHWA 13 CLASSIFICATION SCHEME)
(SATURDAYS AND SUNDAYS ONLY)

LOCATION: US-130 (NB/SB), MP 71.0, Cranbury Twp., Middlesex co.
F.C.= 06 1427.185 1459.975 378.751 346.721

MONTH	DIR	Unclass	Motor-cycle	Auto	2-Axle 4-Tire	Bus	2-Axle 6-Tire	3-Axle 1-Unit	4-Axle 1-Unit	<=4-Axle 1-Trailer	5-Axle 1-Trailer	>=6-Axle 1-Trailer	<=2-Axle 2-Trailer	6-Axle 2-Trailer	>=7-Axle 2-Trailer	MONTHLY ADT		
		0	1	2	3	4	5	6	7	8	9	10	11	12	13	NB SB	COMBINE	
JAN 2002	NB	13	-	7,601	2,286	10	305	16	-	11	51	1	-	-	-	-	10,294	20,130
	SB	22	-	7,185	2,229	8	295	16	3	7	70	1	-	-	-	-	9,836	
FEB 2002	NB	24	-	7,893	2,340	9	355	17	3	8	64	1	-	-	-	-	10,714	21,873
	SB	12	-	8,422	2,407	12	221	17	-	11	56	1	-	-	-	-	11,159	
MAR 2002	NB	20	-	8,445	2,427	10	378	23	1	15	83	1	-	-	-	-	11,403	22,975
	SB	12	-	8,799	2,459	10	205	18	-	12	56	1	-	-	-	-	11,572	
APR 2002	NB	23	-	8,926	2,498	17	304	67	-	20	111	2	-	-	-	-	11,968	23,838
	SB	23	-	8,945	2,508	12	215	36	41	19	68	3	-	-	-	-	11,870	
MAY 2002	NB	20	-	9,491	2,427	12	298	23	-	16	93	1	-	-	-	-	12,381	25,167
	SB	19	-	9,953	2,459	13	217	24	2	17	82	-	-	-	-	-	12,786	
JUN 2002	NB	19	-	10,364	2,670	15	252	34	-	23	125	1	-	-	-	-	13,503	26,962
	SB	18	-	10,419	2,649	17	205	26	3	19	102	1	-	-	-	-	13,459	
JUL 2002	NB	22	-	9,872	3,322	25	284	32	2	23	150	1	-	-	-	-	13,733	27,141
	SB	22	-	9,735	3,256	17	217	27	1	19	112	2	-	-	-	-	13,408	
AUG 2002	NB	45	-	11,365	2,581	29	337	44	1	27	186	2	-	-	-	-	14,617	31,410
	SB	54	-	13,338	2,650	43	386	65	-	27	228	2	-	-	-	-	16,793	
SEP 2002	NB	48	-	10,848	1,390	15	226	35	-	19	126	1	-	-	-	-	12,708	25,245
	SB	92	-	10,100	1,837	16	367	24	-	20	80	1	-	-	-	-	12,537	
OCT 2002	NB	63	-	10,414	1,396	16	144	28	-	19	99	1	-	-	-	-	12,180	24,935
	SB	36	-	10,196	2,171	19	218	22	-	20	71	2	-	-	-	-	12,755	
NOV 2002	NB																	
	SB																	
DEC 2002	NB																	
	SB																	
AVERAGE	NB	30	0	9,522	2,334	16	288	32	1	18	109	1	0	0	0	0	12,350	24,968
	SB	31	0	9,709	2,463	17	255	28	5	17	93	1	0	0	0	0	12,618	
TOTAL (NB+SB)		61	0	19,231	4,796	33	543	59	6	35	201	3	0	0	0	0	24,968	
% DAILY	NB	0.2%	0.0%	77.1%	18.9%	0.1%	2.3%	0.3%	0.0%	0.1%	0.9%	0.0%	0.0%	0.0%	0.0%	0.0%	100.0%	
	SB	0.2%	0.0%	77.0%	19.5%	0.1%	2.0%	0.2%	0.0%	0.1%	0.7%	0.0%	0.0%	0.0%	0.0%	0.0%	100.0%	
% TOTAL		0.2%	0.0%	77.0%	19.2%	0.1%	2.2%	0.2%	0.0%	0.1%	0.8%	0.0%	0.0%	0.0%	0.0%	0.0%	100.0%	
No data available																		
PRIOR YEARS SUMMARY DATA (AVERAGE AADT)																		
2001	NB	106	0	12,729	2,004	29	532	106	28	102	357	18	3	0	0	0	16,014	32,797
	SB	92	0	13,410	2,117	34	503	122	15	111	365	9	4	0	0	0	16,782	
2000	NB	112	0	11,721	2,050	20	664	115	26	112	370	17	3	1	1	1	15,212	31,296
	SB	81	0	12,550	2,199	25	608	109	19	116	363	9	4	0	1	1	16,084	
1999	NB	97	0	10,130	2,104	14	583	107	42	85	314	54	3	1	1	1	13,535	30,203
	SB	146	0	13,140	2,122	21	607	125	26	107	354	15	4	0	1	1	16,668	

New Jersey Department of Transportation
Bureau of Transportation Data Development
Roadway Systems Section

DAILY WEEKEND AVERAGE BY VEHICLE CLASSIFICATION (FHWA 13 CLASSIFICATION SCHEME)
(SATURDAYS AND SUNDAYS ONLY)

LOCATION: NJ-168 (NB/SB), MP 1.3, Gloucester Twp., Camden Co.
F.C.= 14 903.3745 1076.262 148.173 175.421

MONTH	DIR	Unclass	Motor-cycle	Auto	2-Axle 4-Tire	Bus	2-Axle 6-Tire	3-Axle 1-Unit	4-Axle 1-Unit	<=4-Axle 1-Trailer	5-Axle 1-Trailer	>=6-Axle 1-Trailer	<=4-Axle 2-Trailer	6-Axle 2-Trailer	>=7-Axle 2-Trailer	MONTHLY ADT		
		0	1	2	3	4	5	6	7	8	9	10	11	12	13	NB SB	COMBINE	
JAN 2002	NB	11	-	2,749	868	2	141	3	-	1	4	-	-	-	-	-	3,779	8,898
	SB	13	-	4,006	944	2	144	3	-	4	3	-	-	-	-	-	5,119	
FEB 2002	NB	19	-	3,339	858	4	140	1	-	1	3	-	-	-	-	-	4,365	10,128
	SB	10	-	4,535	1,035	7	168	2	-	4	2	-	-	-	-	-	5,763	
MAR 2002	NB	18	-	3,353	862	5	146	1	-	1	2	-	-	-	-	-	4,388	10,226
	SB	12	-	4,590	1,048	8	170	1	-	5	4	-	-	-	-	-	5,838	
APR 2002	NB	19	-	3,433	956	5	173	3	-	3	3	-	-	-	-	-	4,595	10,587
	SB	15	-	4,608	1,145	7	203	3	-	6	5	-	-	-	-	-	5,992	
MAY 2002	NB	16	-	3,310	1,076	6	183	2	-	2	3	-	-	-	-	-	4,598	10,575
	SB	15	-	4,694	1,076	8	175	2	-	5	2	-	-	-	-	-	5,977	
JUN 2002	NB	19	-	3,246	1,166	6	202	2	-	2	2	-	-	-	-	-	4,645	10,858
	SB	15	-	4,718	1,238	8	222	2	-	6	4	-	-	-	-	-	6,213	
JUL 2002	NB	18	-	3,048	1,019	4	205	1	-	1	3	-	-	-	-	-	4,299	10,236
	SB	15	-	4,563	1,136	6	208	2	-	4	3	-	-	-	-	-	5,937	
AUG 2002	NB	21	-	2,983	1,016	2	208	2	-	1	2	-	-	-	-	-	4,235	10,056
	SB	12	-	4,196	1,382	6	215	4	-	3	3	-	-	-	-	-	5,821	
SEP 2002	NB	77	-	3,123	1,120	3	231	1	-	1	-	-	-	-	-	-	4,556	10,521
	SB	88	-	4,400	1,227	4	242	1	-	2	1	-	-	-	-	-	5,965	
OCT 2002	NB																4,534	10,470
	SB																5,936	
NOV 2002	NB																4,317	9,984
	SB																5,667	
DEC 2002	NB																	
	SB																	
AVERAGE	NB	24	0	3,176	993	4	181	2	0	1	2	0	0	0	0	0	4,384	10,232
	SB	22	0	4,479	1,137	6	194	2	0	4	3	0	0	0	0	0	5,847	
TOTAL (NB+SB)		46	0	7,655	2,130	10	375	4	0	6	5	0	0	0	0	0	10,232	
% DAILY	NB	0.6%	0.0%	72.4%	22.7%	0.1%	4.1%	0.0%	0.0%	0.0%	0.1%	0.0%	0.0%	0.0%	0.0%	0.0%	100.0%	
	SB	0.4%	0.0%	76.6%	19.4%	0.1%	3.3%	0.0%	0.0%	0.1%	0.1%	0.0%	0.0%	0.0%	0.0%	0.0%	100.0%	
% TOTAL		0.4%	0.0%	74.8%	20.8%	0.1%	3.7%	0.0%	0.0%	0.1%	0.1%	0.0%	0.0%	0.0%	0.0%	0.0%	100.0%	
No data available																		
PRIOR YEARS SUMMARY DATA (AVERAGE AADT)																		
2001	NB	43	0	3,982	1,040	18	171	10	1	12	13	0	0	0	0	0	5,287	11,952
	SB	42	0	5,164	1,197	21	195	13	1	15	17	0	0	0	0	0	6,664	
2000	NB	59	0	4,099	923	17	161	9	1	15	14	0	0	0	0	0	5,298	11,992
	SB	40	0	5,384	1,002	16	201	12	1	20	18	0	0	0	0	0	6,694	
1999	NB	47	0	4,198	1,045	12	121	9	2	15	13	0	0	0	0	0	5,462	12,273
	SB	61	0	5,421	1,106	13	158	13	1	20	17	1	0	0	0	0	6,811	
1998	NB	41	0	3,969	888	16	140	11	2	16	13	0	0	0	0	0	5,096	12,195
	SB	31	0	5,786	1,004	18	205	16	1	21	17	0	0	0	0	0	7,099	
1997	NB	33	0	4,003	837	11	150	9	2	14	12	0	0	0	0	0	5,071	11,823
	SB	27	0	5,471	1,011	12	182	12	1	20	16	0	0	0	0	0	6,752	

New Jersey Department of Transportation
 Bureau of Transportation Data Development
 Roadway Systems Section

DAILY WEEKEND AVERAGE BY VEHICLE CLASSIFICATION (FHWA 13 CLASSIFICATION SCHEME)
 (SATURDAYS AND SUNDAYS ONLY)

LOCATION: NJ-169 (NB/SB), MP 3.5, Bayonne Twp., Hudson Co.
 F.C.= 14

MONTH	DIR	Unclass	Motor-cycle	Auto	2-Axle 4-Tire	Bus	2-Axle 6-Tire	3-Axle 1-Unit	4-Axle 1-Unit	<=4-Axle 1-Trailer	5-Axle 1-Trailer	>=6-Axle 1-Trailer	<=4-Axle 2-Trailer	6-Axle 2-Trailer	>=7-Axle 2-Trailer	MONTHLY ADT	
		0	1	2	3	4	5	6	7	8	9	10	11	12	13	NB	COMBINE
No new data available																	
PRIOR YEARS SUMMARY DATA (AVERAGE AADT)																	
1999	NB	83	0	7,714	1,846	51	488	221	31	102	446	9	3	1	1	10,996	26,974
	SB	86	0	11,883	2,190	65	533	265	63	135	721	30	7	0	0	15,978	
1998	NB	89		8,444	2,096	70	458	206	28	122	574	6	5	1	1	12,100	26,056
	SB	97		9,940	2,210	70	499	231	26	125	742	11	5	0	0	13,956	
1997	NB	70	0	7,659	1,782	61	430	177	10	96	599	8	4	0	0	10,896	23,678
	SB	76	0	9,193	1,873	62	489	208	13	116	738	10	4	0	0	12,782	

New Jersey Department of Transportation
 Bureau of Transportation Data Development
 Roadway Systems Section

DAILY WEEKEND AVERAGE BY VEHICLE CLASSIFICATION (FHWA 13 CLASSIFICATION SCHEME)
 (SATURDAYS AND SUNDAYS ONLY)

LOCATION: I-195 (WB only), MP 4.0, Hamilton Twp., Mercer County
 F.C.= 11 #DIV/0! #DIV/0! #DIV/0! #DIV/0!

MONTH	DIR	Unclass	Motor-cycle	Auto	2-Axle 4-Tire	Bus	2-Axle 6-Tire	3-Axle 1-Unit	4-Axle 1-Unit	<=4-Axle 1-Trailer	5-Axle 1-Trailer	>=6-Axle 1-Trailer	<=4-Axle 2-Trailer	6-Axle 2-Trailer	>=7-Axle 2-Trailer	MONTHLY ADT		
		0	1	2	3	4	5	6	7	8	9	10	11	12	13	EB	WB	COMBINE
JAN 2002	EB																	
	WB																	
FEB 2002	EB																	
	WB	-	-	14,170	1,479	6	180	45	16	54	354	3	9	1	-	16,317	16,317	
MAR 2002	EB																	
	WB																16,878	16,878
APR 2002	EB																	
	WB																	
MAY 2002	EB																	
	WB																19,750	19,750
JUN 2002	EB																	
	WB																22,073	22,073
JUL 2002	EB																	
	WB																	
AUG 2002	EB																	
	WB																	
SEP 2002	EB																	
	WB																	
OCT 2002	EB																	
	WB																	
NOV 2002	EB																	
	WB																	
DEC 2002	EB																	
	WB																	
AVERAGE	EB																	
	WB	0	0	14,170	1,479	6	180	45	16	54	354	3	9	1	0	16,317	18,755	
TOTAL (EB+WB)																		
% DAILY	EB																	
	WB	0.0%	0.0%	86.8%	9.1%	0.0%	1.1%	0.3%	0.1%	0.3%	2.2%	0.0%	0.1%	0.0%	0.0%	100.0%		
% TOTAL																		

No data available

New Jersey Department of Transportation
Bureau of Transportation Data Development
Roadway Systems Section

DAILY WEEKEND AVERAGE BY VEHICLE CLASSIFICATION (FHWA 13 CLASSIFICATION SCHEME)
(SATURDAYS AND SUNDAYS ONLY)

LOCATION: I-195 (EB/WB), MP 9.5, Upper Freehold Twp., Monmouth Co.
F.C.= 01 3215.682 3181.274 563.884 526.909

MONTH	DIR	Unclass	Motor-cycle	Auto	2-Axle 4-Tire	Bus	2-Axle 6-Tire	3-Axle 1-Unit	4-Axle 1-Unit	<=4-Axle 1-Trailer	5-Axle 1-Trailer	>=6-Axle 1-Trailer	<=4-Axle 2-Trailer	6-Axle 2-Trailer	>=7-Axle 2-Trailer	MONTHLY ADT	
		0	1	2	3	4	5	6	7	8	9	10	11	12	13	EB	WB
JAN 2002	EB	47	-	9,549	2,510	16	440	23	1	28	121	1	4	-	-	12,740	25,291
	WB	35	-	9,495	2,505	19	330	23	2	18	121	1	2	-	-	12,551	
FEB 2002	EB	43	-	11,119	2,936	16	365	23	-	25	132	1	5	-	-	14,665	29,006
	WB	40	-	11,009	2,792	20	308	21	5	16	128	-	2	-	-	14,341	
MAR 2002	EB	44	-	12,081	3,215	33	463	27	1	49	137	1	5	1	-	16,057	31,843
	WB	44	-	11,273	3,957	25	299	27	3	22	131	2	3	-	-	15,786	
APR 2002	EB	63	-	13,542	4,867	61	638	51	4	69	180	2	7	1	-	19,485	38,300
	WB	56	-	13,032	4,746	60	635	48	9	50	172	3	3	1	-	18,815	
MAY 2002	EB	77	-	15,910	5,597	78	591	49	5	69	179	3	6	-	-	22,564	43,945
	WB	89	-	15,272	5,302	63	388	49	8	38	165	2	4	1	-	21,381	
JUN 2002	EB	63	-	20,193	6,647	92	472	56	3	71	169	2	7	-	-	27,775	55,089
	WB	77	-	19,873	6,509	82	469	57	8	63	171	1	4	-	-	27,314	
JUL 2002	EB	77	-	19,903	6,765	76	448	56	5	52	153	2	6	-	-	27,543	55,489
	WB	83	-	20,280	6,802	69	442	60	6	44	154	3	3	-	-	27,946	
AUG 2002	EB	70	-	22,497	6,412	82	477	53	5	56	155	3	7	-	-	29,817	59,370
	WB	73	-	21,951	6,697	78	480	51	5	58	154	3	3	-	-	29,553	
SEP 2002	EB	68	-	17,155	5,787	48	437	34	3	58	157	2	6	-	-	23,755	47,443
	WB	67	-	17,047	5,870	42	419	40	6	43	149	2	3	-	-	23,688	
OCT 2002	EB	77	-	14,416	5,333	51	406	35	3	47	157	4	5	-	-	20,534	41,308
	WB	80	-	14,555	5,432	51	421	38	4	31	156	3	3	-	-	20,774	
NOV 2002	EB																
DEC 2002	WB																
AVERAGE	EB	63	0	15,637	5,007	55	474	41	3	52	154	2	6	0	0	21,494	42,708
	WB	64	0	15,379	5,061	51	419	41	6	38	150	2	3	0	0	21,215	
TOTAL (EB+WB)		127	0	31,015	10,068	106	893	82	9	91	304	4	9	0	0	42,708	
% DAILY	EB	0.3%	0.0%	72.7%	23.3%	0.3%	2.2%	0.2%	0.0%	0.2%	0.7%	0.0%	0.0%	0.0%	0.0%	100.0%	
	WB	0.3%	0.0%	72.5%	23.9%	0.2%	2.0%	0.2%	0.0%	0.2%	0.7%	0.0%	0.0%	0.0%	0.0%	100.0%	
% TOTAL		0.3%	0.0%	72.6%	23.6%	0.2%	2.1%	0.2%	0.0%	0.2%	0.7%	0.0%	0.0%	0.0%	0.0%	100.0%	
No data available																	
PRIOR YEARS SUMMARY DATA (AVERAGE AADT)																	
2001	EB	151	0	15,016	4,256	77	746	152	101	122	605	13	10	2	0	21,250	42,289
	WB	141	0	14,898	4,240	66	702	146	112	107	605	11	10	2	0	21,039	
2000	EB	188	0	14,472	3,338	52	588	160	85	109	582	13	10	2	1	19,600	39,685
	WB	177	0	15,097	3,157	49	563	167	105	110	636	12	10	2	0	20,085	
1999	EB	190	0	14,009	3,408	43	534	143	74	102	555	10	12	2	1	19,083	38,427
	WB	193	0	14,306	3,354	42	544	142	88	97	556	9	11	2	0	19,344	
1998	EB	159	0	14,250	3,246	40	505	137	56	96	537	11	12	1	1	19,051	37,786
	WB	142	0	14,007	3,114	39	528	141	94	93	552	12	10	2	1	18,735	
1997	EB	137	0	12,020	3,065	39	532	126	47	116	510	12	14	0	1	16,619	35,404
	WB	126	0	14,203	3,154	38	580	68	44	80	484	3	5	0	0	18,785	
1996	EB	162	0	11,900	2,569	42	504	100	30	91	470	11	12	0	0	15,891	33,789
	WB	104	0	13,886	2,664	44	541	107	28	105	403	8	8	0	0	17,898	
1995	EB	114	0	11,390	2,585	35	362	104	22	98	448	10	10	0	0	15,178	30,250
	WB	148	0	11,357	2,631	22	309	106	21	82	382	7	7	0	0	15,072	
1994	EB	175	0	9,960	2,204	29	386	139	26	93	439	10	9	0	0	13,470	26,672
	WB	190	0	9,663	2,264	19	410	132	37	84	388	7	8	0	0	13,202	
1993	EB	134	0	11,733	2,486	35	377	279	16	100	418	13	12	0	1	15,604	30,965
	WB	128	0	11,742	2,207	33	421	187	115	102	406	11	9	0	0	15,361	

New Jersey Department of Transportation
Bureau of Transportation Data Development
Roadway Systems Section

DAILY WEEKEND AVERAGE BY VEHICLE CLASSIFICATION (FHWA 13 CLASSIFICATION SCHEME)
(SATURDAYS AND SUNDAYS ONLY)

LOCATION: US-202 (NB/SB), MP 3.5, West Amwell Twp., Hunterdon Co.
F.C.= 02 732.7649 703.1573 155.919 157.621

MONTH	DIR	Unclass	Motor-cycle	Auto	2-Axle 4-Tire	Bus	2-Axle 6-Tire	3-Axle 1-Unit	4-Axle 1-Unit	<=4-Axle 1-Trailer	5-Axle 1-Trailer	>=6-Axle 1-Trailer	<=4-Axle 2-Trailer	6-Axle 2-Trailer	>=7-Axle 2-Trailer	MONTHLY ADT		
		0	1	2	3	4	5	6	7	8	9	10	11	12	13	NB	SB	COMBINE
JAN 2002	NB	4	-	3,325	540	3	74	1	-	5	23	-	-	-	-	-	3,975	8,104
	SB	6	-	3,546	472	3	76	1	-	7	18	-	-	-	-	-	4,129	
FEB 2002	NB	2	-	3,709	511	1	54	1	-	3	22	-	-	-	-	-	4,303	8,808
	SB	4	-	3,976	446	3	50	2	-	6	18	-	-	-	-	-	4,505	
MAR 2002	NB																-	
	SB																-	
APR 2002	NB	12	-	4,533	590	3	69	3	2	7	25	-	-	-	-	-	5,244	10,626
	SB	3	-	4,721	546	5	55	6	1	17	27	-	1	-	-	-	5,382	
MAY 2002	NB	8	-	4,778	736	8	85	9	-	16	22	-	1	-	-	-	5,624	11,425
	SB	11	-	4,977	635	11	119	9	-	16	22	-	1	-	-	-	5,801	
JUN 2002	NB	5	-	4,703	768	4	100	3	2	7	22	-	-	-	-	-	5,614	11,327
	SB	9	-	4,946	588	4	116	5	1	21	22	-	1	-	-	-	5,713	
JUL 2002	NB	6	-	4,904	695	4	76	3	1	6	20	-	-	-	-	-	5,715	11,623
	SB	10	-	5,121	659	4	73	5	-	15	18	-	1	-	2	-	5,908	
AUG 2002	NB	9	-	4,915	752	5	87	5	2	12	20	-	-	-	-	-	5,807	11,864
	SB	14	-	5,173	714	8	93	7	1	23	22	-	-	1	1	-	6,057	
SEP 2002	NB	7	-	4,886	700	4	79	3	2	9	20	-	-	-	-	-	5,710	11,491
	SB	9	-	4,950	710	6	59	7	1	17	20	-	-	1	1	-	5,781	
OCT 2002	NB	5	-	4,905	774	4	81	3	1	6	24	-	-	-	-	-	5,803	11,775
	SB	12	-	5,202	649	6	65	6	-	12	20	-	-	-	-	-	5,972	
NOV 2002	NB																	
	SB																	
DEC 2002	NB																	
	SB																	
AVERAGE	NB	6	0	4,518	674	4	78	3	1	7	22	0	0	0	0	0	5,314	10,786
	SB	9	0	4,735	602	6	78	5	0	15	21	0	0	0	0	0	5,472	
TOTAL (NB+SB)		15	0	9,252	1,276	10	157	9	2	22	43	0	0	0	0	0	10,786	
% DAILY	NB	0.1%	0.0%	85.0%	12.7%	0.1%	1.5%	0.1%	0.0%	0.1%	0.4%	0.0%	0.0%	0.0%	0.0%	0.0%	100.0%	
	SB	0.2%	0.0%	86.5%	11.0%	0.1%	1.4%	0.1%	0.0%	0.3%	0.4%	0.0%	0.0%	0.0%	0.0%	0.0%	100.0%	
% TOTAL		0.1%	0.0%	85.8%	11.8%	0.1%	1.5%	0.1%	0.0%	0.2%	0.4%	0.0%	0.0%	0.0%	0.0%	0.0%	100.0%	
No data available																		
PRIOR YEARS SUMMARY DATA (AVERAGE AADT)																		
2001	NB	38	0	4,198	677	7	144	15	18	20	74	2	1	0	0	0	5,194	10,695
	SB	31	0	4,472	667	11	149	43	4	26	94	3	0	0	0	0	5,500	
2000	NB	22	0	3,773	618	8	102	15	18	26	92	3	1	0	0	0	4,678	9,729
	SB	32	0	4,100	605	2	132	42	2	29	104	3	0	0	0	0	5,051	
1999	NB	No data available															0	0
	SB	No data available															0	
1998	NB	25	0	3,985	604	6	128	14	15	19	80	3	1	0	0	0	4,880	10,417
	SB	24	0	4,590	618	6	138	34	2	25	98	2	0	0	0	0	5,537	
1997	NB	27	0	3,935	602	5	130	31	18	29	85	3	1	0	0	0	4,866	10,216
	SB	29	0	4,387	610	6	127	47	2	37	103	2	0	0	0	0	5,350	
1996	NB	26		4,007	651	5	124	20	14	24	104	4	1	0	0	0	4,980	9,520
	SB	26		3,732	506	4	125	24	2	22	98	1	0	0	0	0	4,540	
1995	NB	21	0	4,133	516	4	94	17	19	21	97	2	1	0	0	0	4,925	10,032
	SB	29	0	4,176	589	5	112	35	2	28	128	3	0	0	0	0	5,107	
1994	NB	23		3,965	649	3	98	18	15	21	103	2	0	0	0	0	4,897	9,888
	SB	31		4,080	582	4	97	34	2	27	132	2	0	0	0	0	4,991	
1993	NB	26		3,572	621	6	90	15	11	42	76	1	0	0	0	0	4,460	9,089
	SB	22		3,773	563	3	92	32	1	28	113	2	0	0	0	0	4,629	

New Jersey Department of Transportation
Bureau of Transportation Data Development
Roadway Systems Section

DAILY WEEKEND AVERAGE BY VEHICLE CLASSIFICATION (FHWA 13 CLASSIFICATION SCHEME)
(SATURDAYS AND SUNDAYS ONLY)

LOCATION: US-206 (NB/SB), MP 22.0, Southampton, Burlington Co.
F.C.= 02 1160.433 1099.055 333.605 304.618

MONTH	DIR	Unclass	Motor-cycle	Auto	2-Axle 4-Tire	Bus	2-Axle 6-Tire	3-Axle 1-Unit	4-Axle 1-Unit	<=4-Axle 1-Trailer	5-Axle 1-Trailer	>=6-Axle 1-Trailer	<=4-Axle 2-Trailer	6-Axle 2-Trailer	>=7-Axle 2-Trailer	MONTHLY ADT	
		0	1	2	3	4	5	6	7	8	9	10	11	12	13	NB	SB
JAN 2002	NB	37	-	4,114	922	10	265	12	4	6	55	1	2	-	-	5,428	10,415
	SB	27	-	3,774	847	17	243	14	1	15	47	-	2	-	-	4,987	
FEB 2002	NB	51	-	4,869	1,090	13	313	14	3	11	51	1	2	-	-	6,418	12,530
	SB	69	-	4,597	1,058	17	293	12	2	22	38	1	3	-	-	6,112	
MAR 2002	NB	89	-	5,118	1,160	16	333	17	6	30	58	-	1	-	-	6,828	13,175
	SB	34	-	4,758	1,099	21	304	21	6	44	57	-	3	-	-	6,347	
APR 2002	NB	14	-	5,408	1,216	18	356	19	7	40	73	1	2	-	-	7,154	13,747
	SB	28	-	4,921	1,114	24	338	24	4	58	79	1	2	-	-	6,593	
MAY 2002	NB	64	-	6,017	1,160	15	334	26	8	32	59	-	1	-	-	7,716	15,018
	SB	16	-	5,610	1,099	25	392	21	8	47	79	-	8	-	-	7,302	
JUN 2002	NB	63	-	6,545	1,619	18	360	42	4	30	47	1	-	-	-	8,729	16,579
	SB	3	-	5,923	1,525	15	229	27	5	34	83	1	5	-	-	7,850	
JUL 2002	NB															-	-
	SB															-	
AUG 2002	NB															8,728	16,665
	SB															7,937	
SEP 2002	NB															8,212	15,316
	SB															7,104	
OCT 2002	NB															-	-
	SB															-	
NOV 2002	NB																
	SB																
DEC 2002	NB																
	SB																
AVERAGE	NB	53	0	5,345	1,195	15	327	22	5	25	57	1	1	0	0	7,402	14,181
	SB	30	0	4,931	1,124	20	300	20	4	37	64	1	3	0	0	6,779	
TOTAL (NB+SB)		83	0	10,276	2,318	35	627	42	10	62	121	1	5	0	0	14,181	
% DAILY	NB	0.7%	0.0%	72.2%	16.1%	0.2%	4.4%	0.3%	0.1%	0.3%	0.8%	0.0%	0.0%	0.0%	0.0%	100.0%	
	SB	0.4%	0.0%	72.7%	16.6%	0.3%	4.4%	0.3%	0.1%	0.5%	0.9%	0.0%	0.0%	0.0%	0.0%	100.0%	
% TOTAL		0.6%	0.0%	72.5%	16.3%	0.2%	4.4%	0.3%	0.1%	0.4%	0.9%	0.0%	0.0%	0.0%	0.0%	100.0%	
No data available																	
PRIOR YEARS SUMMARY DATA (AVERAGE AADT)																	
2001	NB	52	0	5,215	1,245	39	358	75	51	51	226	10	4	0	0	7,326	14,425
	SB	29	0	5,028	1,229	52	341	86	32	58	228	9	7	0	0	7,100	
2000	NB	57	0	4,764	1,445	25	346	71	34	52	247	8	6	0	0	7,055	13,593
	SB	52	0	4,131	1,535	31	359	86	23	46	253	9	12	0	1	6,538	
1999	NB	52	0	4,696	1,567	50	368	77	37	61	232	10	9	0	1	7,160	13,861
	SB	45	0	4,345	1,476	57	346	87	22	59	242	10	11	0	1	6,701	
1998	NB	42	0	4,654	1,498	63	352	82	45	85	216	16	11	0	0	7,064	13,878
	SB	42	0	4,555	1,371	76	315	97	28	62	244	13	10	0	1	6,814	
1997	NB	39	0	4,676	1,347	71	302	75	41	92	248	19	9	0	1	6,920	13,589
	SB	38	0	4,504	1,309	77	294	90	18	66	248	15	10	0	0	6,669	

New Jersey Department of Transportation
Bureau of Transportation Data Development
Roadway Systems Section

DAILY WEEKEND AVERAGE BY VEHICLE CLASSIFICATION (FHWA 13 CLASSIFICATION SCHEME)
(SATURDAYS AND SUNDAYS ONLY)

LOCATION: I-280 (WB), MP 5.1, Roseland Borough, Essex Co.
F.C.= 11 #DIV/0! 3146.505 #DIV/0! 436.377

MONTH	DIR	Unclass	Motor-cycle	Auto	2-Axle 4-Tire	Bus	2-Axle 6-Tire	3-Axle 1-Unit	4-Axle 1-Unit	<=4-Axle 1-Trailer	5-Axle 1-Trailer	>=6-Axle 1-Trailer	<=4-Axle 2-Trailer	6-Axle 2-Trailer	>=7-Axle 2-Trailer	MONTHLY ADT		
		0	1	2	3	4	5	6	7	8	9	10	11	12	13	EB WB	COMBINE	
JAN 2002	EB																	
	WB	30	-	24,729	4,923	39	465	70	9	36	210	1	3	2	-		30,517	30,517
FEB 2002	EB																	
	WB	20	-	27,880	4,769	30	333	43	-	24	154	-	2	2	-		33,257	33,257
MAR 2002	EB																	
	WB	28	-	27,476	5,146	41	436	78	28	39	208	2	5	2	-		33,489	33,489
APR 2002	EB																	
	WB	27	-	28,821	4,597	55	504	102	11	49	237	4	5	5	-		34,417	34,417
MAY 2002	EB																	
	WB																	
JUN 2002	EB																	
	WB	87	-	31,186	5,010	41	581	96	3	73	205	1	2	3	-		37,288	37,288
JUL 2002	EB																	
	WB	83	-	30,621	4,974	26	527	83	5	67	218	2	1	3	-		36,610	36,610
AUG 2002	EB																	
	WB	49	-	29,083	5,871	54	531	100	2	65	214	2	7	4	-		35,982	35,982
SEP 2002	EB																	
	WB																36,002	36,002
OCT 2002	EB																	
	WB	29	-	28,615	5,950	64	626	84	6	68	256	1	5	5	-		35,709	35,709
NOV 2002	EB																	
	WB																	
DEC 2002	EB																	
	WB																	
AVERAGE	EB	No data available																
	WB	44	0	28,551	5,155	44	500	82	8	53	213	2	4	3	0		34,659	34,659
TOTAL (EB+WB)																		
% DAILY	EB	No data available																
	WB	0.1%	0.0%	82.4%	14.9%	0.1%	1.4%	0.2%	0.0%	0.2%	0.6%	0.0%	0.0%	0.0%	0.0%		100.0%	
% TOTAL																		
No data available																		
PRIOR YEARS SUMMARY DATA (AVERAGE AADT)																		
2001	EB	No data available																
	WB	313	0	41,230	4,504	121	625	290	18	125	695	8	7	3	0		47,939	47,939
2000	EB	No data available																
	WB	376		40,860	4,029	110	566	257	10	123	739	10	9	2	0		47,091	47,091
1999	EB	No data available																
	WB	377		40,965	4,106	81	567	263	11	126	673	10	14	3	0		47,196	47,196

New Jersey Department of Transportation
Bureau of Transportation Data Development
Roadway Systems Section

DAILY WEEKEND AVERAGE BY VEHICLE CLASSIFICATION (FHWA 13 CLASSIFICATION SCHEME)
(SATURDAYS AND SUNDAYS ONLY)

LOCATION: I-287 (NB), MP 31.7, Harding Twp., Morris Co.
F.C.= 01 5576 #DIV/0! 610 #DIV/0!

MONTH	DIR	Unclass	Motor-cycle	Auto	2-Axle 4-Tire	Bus	2-Axle 6-Tire	3-Axle 1-Unit	4-Axle 1-Unit	<=4-Axle 1-Trailer	5-Axle 1-Trailer	>=6-Axle 1-Trailer	<=4-Axle 2-Trailer	6-Axle 2-Trailer	>=7-Axle 2-Trailer	MONTHLY ADT	
		0	1	2	3	4	5	6	7	8	9	10	11	12	13	NB	COMBINE
JAN 2002	NB	180	-	21,978	3,388	59	396	45	2	93	1,470	6	101	11	-	27,729	27,729
	SB																
FEB 2002	NB	115	-	24,594	3,721	50	367	47	1	90	1,408	5	108	11	-	30,517	30,517
	SB																
MAR 2002	NB	113	-	26,404	3,984	55	499	50	2	102	1,462	8	117	11	-	32,807	32,807
	SB																
APR 2002	NB	116	-	27,452	4,450	87	699	65	7	150	1,598	10	102	14	-	34,750	34,750
	SB																
MAY 2002	NB	143	-	28,077	5,576	85	610	56	4	156	1,430	8	103	10	-	36,258	36,258
	SB																
JUN 2002	NB	118	-	29,212	6,221	89	705	78	7	234	1,654	9	109	12	-	38,448	38,448
	SB																
JUL 2002	NB	116	-	29,144	5,631	78	676	64	7	199	1,465	7	98	12	-	37,497	37,497
	SB																
AUG 2002	NB	162	-	29,807	5,608	53	651	73	6	169	1,471	9	104	11	-	38,124	38,124
	SB																
SEP 2002	NB	160	-	28,364	5,075	48	651	84	5	121	1,479	10	105	11	-	36,113	36,113
	SB																
OCT 2002	NB	155	-	28,530	5,348	52	632	77	3	116	1,492	13	99	13	-	36,530	36,530
	SB																
NOV 2002	NB																
	SB																
DEC 2002	NB																
	SB																
AVERAGE	NB	138	0	27,356	4,900	66	589	64	4	143	1,493	9	105	12	0	34,877	34,877
	SB																
TOTAL (NB+SB)		138	0	27,356	4,900	66	589	64	4	143	1,493	9	105	12	0	34,877	
% DAILY	NB	0.4%	0.0%	78.4%	14.0%	0.2%	1.7%	0.2%	0.0%	0.4%	4.3%	0.0%	0.3%	0.0%	0.0%	100.0%	
	SB																
% TOTAL		0.4%	0.0%	78.4%	14.0%	0.2%	1.7%	0.2%	0.0%	0.4%	4.3%	0.0%	0.3%	0.0%	0.0%	100.0%	
No data available																	
PRIOR YEARS SUMMARY DATA (AVERAGE AADT)																	
2001	NB	401	0	35,825	7,629	196	835	353	45	354	3,740	40	170	23	2	49,612	49,612
	SB								No data available								
2000	NB	379	0	33,324	8,102	170	843	364	44	349	3,668	45	146	21	1	47,456	47,456
	SB								No data available								
1999	NB	362		32,436	8,099	88	785	230	179	462	2,498	26	83	13	1	45,262	45,262
	SB								No data available								
1998	NB	255		31,357	7,312	41	596	215	227	340	2,101	24	66	9	0	42,543	42,543
	SB								No data available								

New Jersey Department of Transportation
Bureau of Transportation Data Development
Roadway Systems Section

DAILY WEEKEND AVERAGE BY VEHICLE CLASSIFICATION (FHWA 13 CLASSIFICATION SCHEME)
(SATURDAYS AND SUNDAYS ONLY)

LOCATION: I-287 (NB/SB), MP 61.7, FRANKLIN LAKES BOROUGH, BERGEN CO.
F.C.= 11 2297 2479 506 496

MONTH	DIR	Unclass	Motor-cycle	Auto	2-Axle 4-Tire	Bus	2-Axle 6-Tire	3-Axle 1-Unit	4-Axle 1-Unit	<=4-Axle 1-Trailer	5-Axle 1-Trailer	>=6-Axle 1-Trailer	<=4-Axle 2-Trailer	6-Axle 2-Trailer	>=7-Axle 2-Trailer	MONTHLY ADT	
		0	1	2	3	4	5	6	7	8	9	10	11	12	13	NB	COMBINE
JAN 2002	NB	76	-	12,060	2,646	34	428	52	5	78	1,224	5	80	6	-	16,694	33,635
	SB	43	-	12,704	2,670	35	367	44	9	98	869	8	87	7	-	16,941	
FEB 2002	NB	77	-	14,243	2,330	43	402	52	1	96	1,208	5	92	6	-	18,555	34,236
	SB	121	-	11,881	2,057	52	413	47	1	120	880	9	92	8	-	15,681	
MAR 2002	NB	103	-	15,926	2,531	49	447	50	2	108	1,268	6	96	7	-	20,593	40,740
	SB	107	-	15,646	2,721	55	444	48	2	120	899	7	90	8	-	20,147	
APR 2002	NB	141	-	16,717	2,874	61	531	70	7	152	1,393	10	99	8	-	22,063	42,889
	SB	128	-	15,943	2,669	61	519	77	7	165	1,122	13	110	12	-	20,826	
MAY 2002	NB	108	-	17,689	3,297	57	540	63	12	144	1,272	8	92	7	-	23,289	45,767
	SB	107	-	16,996	3,479	62	496	65	5	183	965	11	100	9	-	22,478	
JUN 2002	NB	129	-	18,243	4,190	66	523	75	13	178	1,454	9	96	8	-	24,984	49,199
	SB	182	-	17,862	4,128	73	519	65	8	234	1,024	13	97	10	-	24,215	
JUL 2002	NB	112	-	17,568	4,079	45	536	46	4	150	1,191	4	70	7	-	23,812	51,673
	SB	199	-	19,824	5,890	58	702	57	-	241	837	7	40	6	-	27,861	
AUG 2002	NB	142	-	17,748	5,835	60	649	68	34	174	1,339	8	96	9	-	26,162	53,519
	SB	127	-	19,198	5,696	62	726	71	28	268	1,060	14	98	9	-	27,357	
SEP 2002	NB	96	-	12,968	4,985	53	558	62	17	140	1,164	7	93	7	-	20,150	40,592
	SB	127	-	13,302	5,115	63	517	76	3	185	944	10	90	10	-	20,442	
OCT 2002	NB	91	-	14,724	5,663	60	772	91	22	163	1,320	10	95	12	-	23,023	46,920
	SB	141	-	16,212	5,257	67	813	95	12	193	981	17	98	11	-	23,897	
NOV 2002	NB																
	SB																
DEC 2002	NB																
	SB																
AVERAGE	NB	108	0	15,789	3,843	53	539	63	12	138	1,283	7	91	8	0	21,933	43,917
	SB	128	0	15,957	3,968	59	552	65	8	181	958	11	90	9	0	21,985	
TOTAL (NB+SB)		236	0	31,745	7,811	112	1,090	127	19	319	2,241	18	181	17	0	43,917	
% DAILY	NB	0.5%	0.0%	72.0%	17.5%	0.2%	2.5%	0.3%	0.1%	0.6%	5.9%	0.0%	0.4%	0.0%	0.0%	100.0%	
	SB	0.6%	0.0%	72.6%	18.0%	0.3%	2.5%	0.3%	0.0%	0.8%	4.4%	0.0%	0.4%	0.0%	0.0%	100.0%	
% TOTAL		0.5%	0.0%	72.3%	17.8%	0.3%	2.5%	0.3%	0.0%	0.7%	5.1%	0.0%	0.4%	0.0%	0.0%	100.0%	
No data available																	
PRIOR YEARS SUMMARY DATA (AVERAGE AADT)																	
2001	NB	88	0	20,142	2,720	78	599	189	54	310	3,190	41	143	22	1	27,578	54,407
	SB	79	0	19,588	2,959	80	592	210	20	324	2,792	43	124	18	1	26,828	
2000	NB	No data available															
	SB	No data available															
1999	NB	No data available															
	SB	No data available															
1998	NB	57		18,027	1,414	44	458	98	67	240	2,419	59	59	10	1	22,953	45,722
	SB	60		18,520	1,411	31	431	93	58	217	1,832	57	50	9	0	22,769	
1997	NB	59	0	15,314	1,423	90	348	76	56	146	1,965	58	47	6	1	19,589	38,435
	SB	No classification data available															
1996	NB	58	0	15,328	1,440	101	347	86	70	175	1,847	52	44	5	0	19,553	37,412
	SB	44	0	14,119	1,234	140	365	89	63	199	1,503	55	44	4	0	17,859	
1995	NB	54	0	13,079	1,516	184	393	94	57	177	1,796	40	25	8	0	17,423	34,128
	SB	58	0	12,903	1,367	122	379	88	40	140	1,548	30	26	4	0	16,705	
1994	NB	56	0	11,751	1,350	22	349	86	49	142	1,122	29	26	8	3	14,993	30,172
	SB	58	0	11,877	1,313	22	337	85	46	132	1,240	29	29	10	1	15,179	
1993	NB	41		8,020	1,202	62	219	56	57	129	1,112	19	31	11	1	10,960	21,410
	SB	45		7,537	1,184	66	202	63	64	131	1,109	13	28	8	0	10,450	

New Jersey Department of Transportation
Bureau of Transportation Data Development
Roadway Systems Section

DAILY WEEKEND AVERAGE BY VEHICLE CLASSIFICATION (FHWA 13 CLASSIFICATION SCHEME)
(SATURDAYS AND SUNDAYS ONLY)

LOCATION: I-295 (NB/SB), MP 2.9, Carneys Point, Salem Co.
F.C.= 11 #VALUE! #VALUE! #####

MONTH	DIR	Unclass	Motor-cycle	Auto	2-Axle 4-Tire	Bus	2-Axle 6-Tire	3-Axle 1-Unit	4-Axle 1-Unit	<=4-Axle 1-Trailer	5-Axle 1-Trailer	>=6-Axle 1-Trailer	<=4-Axle 2-Trailer	6-Axle 2-Trailer	>=7-Axle 2-Trailer	MONTHLY ADT	
		0	1	2	3	4	5	6	7	8	9	10	11	12	13	NB	SB
JAN 2002	NB	36	-	7,945	1,400	27	258	53	1	48	868	2	8	1	-	10,647	20,876
	SB															10,229	
FEB 2002	NB	29	-	6,957	1,206	32	222	40	1	38	603	1	7	1	-	9,137	21,120
	SB															11,983	
MAR 2002	NB															-	-
	SB															-	
APR 2002	NB															-	-
	SB															-	
MAY 2002	NB															-	-
	SB															-	
JUN 2002	NB															-	-
	SB															-	
JUL 2002	NB															-	-
	SB															-	
AUG 2002	NB	8	-	14,502	1,336	50	211	76	9	28	747	2	11	1	-	16,981	35,636
	SB															18,655	
SEP 2002	NB	8	-	12,039	1,315	44	191	65	7	26	660	1	13	1	-	14,370	28,696
	SB															14,326	
OCT 2002	NB	8	-	10,672	2,274	56	159	74	11	26	747	3	9	1	-	14,040	28,334
	SB															14,294	
NOV 2002	NB															-	-
	SB															-	
DEC 2002	NB															-	-
	SB															-	
AVERAGE	NB	18	0	10,423	1,506	42	208	62	6	33	725	2	10	1	0	13,035	26,932
	SB															13,897	
TOTAL (NB+SB)		18	0	10,423	1,506	42	208	62	6	33	725	2	10	1	0	26,932	
% DAILY	NB	0.1%	0.0%	80.0%	11.6%	0.3%	1.6%	0.5%	0.0%	0.3%	5.6%	0.0%	0.1%	0.0%	0.0%	100.0%	
	SB																
% TOTAL		0.1%	0.0%	38.7%	5.6%	0.2%	0.8%	0.2%	0.0%	0.1%	2.7%	0.0%	0.0%	0.0%	0.0%	100.0%	
No data available																	
PRIOR YEARS SUMMARY DATA (AVERAGE AADT)																	
2001	NB	110	0	10,613	1,992	54	368	109	7	143	1,646	10	35	3	0	15,089	30,259
	SB	122	0	10,414	1,999	70	398	169	41	183	1,712	23	36	3	1	15,169	
2000	NB	172	0	10,023	2,279	78	445	116	9	170	1,685	8	42	5	2	15,034	30,062
	SB	146	0	9,921	2,265	74	489	156	26	192	1,704	12	37	5	1	15,028	
1999	NB	126	0	9,855	1,794	72	410	88	4	152	1,638	7	38	7	0	14,191	28,698
	SB	132	0	10,116	1,703	79	423	125	31	151	1,686	11	43	6	1	14,507	
1998	NB	153	0	10,072	1,498	73	462	71	2	147	1,474	6	41	8	0	14,007	27,776
	SB	129	0	9,844	1,348	75	412	114	17	138	1,628	7	50	7	0	13,769	
1997	NB	197	0	8,004	1,474	57	425	73	5	145	1,530	6	44	7	0	11,967	23,343
	SB	166	0	7,318	1,490	72	409	90	7	143	1,620	6	48	7	0	11,376	

New Jersey Department of Transportation
Bureau of Transportation Data Development
Roadway Systems Section

DAILY WEEKEND AVERAGE BY VEHICLE CLASSIFICATION (FHWA 13 CLASSIFICATION SCHEME)
(SATURDAYS AND SUNDAYS ONLY)

LOCATION: I-295 (NB/SB), MP 35.7, Cherry Hill Township, Camden Co.
F.C.= 11 5434 5809 1632 1748

MONTH	DIR	Unclass	Motor-cycle	Auto	2-Axle 4-Tire	Bus	2-Axle 6-Tire	3-Axle 1-Unit	4-Axle 1-Unit	<=4-Axle 1-Trailer	5-Axle 1-Trailer	>=6-Axle 1-Trailer	<=4-Axle 2-Trailer	6-Axle 2-Trailer	>=7-Axle 2-Trailer	MONTHLY ADT	
		0	1	2	3	4	5	6	7	8	9	10	11	12	13	NB	COMBINE
JAN 2002	NB	149	-	26,508	4,405	51	886	106	4	87	977	4	19	2	-	33,198	67,759
	SB	99	-	27,829	4,586	63	970	67	3	93	822	5	23	1	-	34,561	
FEB 2002	NB	160	-	30,814	5,020	60	655	103	29	89	884	4	18	1	-	37,837	77,511
	SB	95	-	31,846	5,392	92	1,179	94	15	93	839	5	23	1	-	39,674	
MAR 2002	NB	175	-	32,034	5,216	63	708	101	12	91	891	5	19	1	-	39,316	80,518
	SB	94	-	33,295	5,600	103	1,019	78	12	112	858	7	22	2	-	41,202	
APR 2002	NB	103	-	33,124	5,999	100	809	123	23	115	977	7	22	3	-	41,405	83,949
	SB	118	-	33,945	5,901	148	1,201	110	10	137	937	8	26	3	-	42,544	
MAY 2002	NB	184	-	33,224	5,434	89	854	113	16	113	901	4	21	1	-	40,954	83,689
	SB	121	-	34,056	5,809	118	1,432	94	8	147	919	5	24	2	-	42,735	
JUN 2002	NB	90	-	32,400	6,531	110	1,089	136	18	153	1,027	5	20	3	-	41,582	85,740
	SB	165	-	33,857	7,285	146	1,263	111	13	186	1,100	4	24	4	-	44,158	
JUL 2002	NB	163	-	31,936	6,158	69	968	133	11	97	942	4	15	2	-	40,498	82,893
	SB	181	-	33,075	6,827	80	1,033	102	32	108	931	5	18	3	-	42,395	
AUG 2002	NB	128	-	32,544	6,632	61	702	144	13	89	993	5	15	1	-	41,327	85,494
	SB	118	-	35,486	6,321	77	925	108	36	109	961	6	18	2	-	44,167	
SEP 2002	NB	154	-	33,528	6,435	53	735	141	13	89	985	5	13	1	-	42,152	85,544
	SB	141	-	35,025	6,251	50	780	101	15	96	908	5	18	2	-	43,392	
OCT 2002	NB	171	-	32,500	6,541	85	834	121	8	108	894	6	19	2	-	41,289	84,994
	SB	135	-	34,112	7,384	121	815	97	6	121	883	7	22	2	-	43,705	
NOV 2002	NB																
	SB																
DEC 2002	NB																
	SB																
AVERAGE	NB	148	0	31,861	5,837	74	824	122	15	103	947	5	18	2	0	39,956	81,809
	SB	127	0	33,253	6,136	100	1,062	96	15	120	916	6	22	2	0	41,853	
TOTAL (NB+SB)		274	0	65,114	11,973	174	1,886	218	30	223	1,863	11	40	4	0	81,809	
% DAILY	NB	0.4%	0.0%	79.7%	14.6%	0.2%	2.1%	0.3%	0.0%	0.3%	2.4%	0.0%	0.0%	0.0%	0.0%	100.0%	
	SB	0.3%	0.0%	79.5%	14.7%	0.2%	2.5%	0.2%	0.0%	0.3%	2.2%	0.0%	0.1%	0.0%	0.0%	100.0%	
% TOTAL		0.3%	0.0%	79.6%	14.6%	0.2%	2.3%	0.3%	0.0%	0.3%	2.3%	0.0%	0.0%	0.0%	0.0%	100.0%	
No data available																	
PRIOR YEARS SUMMARY DATA (AVERAGE AADT)																	
2001	NB	395	0	40,490	7,165	183	2,152	431	84	420	2,601	29	46	3	0	53,999	109,790
	SB	380	0	42,095	7,584	128	2,282	269	76	362	2,542	25	45	4	1	55,791	
2000	NB	No data available															
	SB	No data available															
1999	NB	127		35,966	6,641	92	1,410	263	53	476	2,376	26	72	5	5	47,512	100,514
	SB	177		41,161	6,689	82	1,633	268	39	489	2,365	27	61	9	2	53,002	
1998	NB	116		37,368	6,667	87	1,441	243	65	455	2,303	24	67	7	2	48,845	100,004
	SB	132		39,440	6,736	88	1,565	243	70	458	2,329	24	67	5	2	51,159	
1997	NB	112	0	38,211	6,131	65	1,249	202	62	390	2,293	22	42	5	2	48,786	99,034
	SB	163	0	39,341	5,979	69	1,294	293	48	390	2,574	29	58	8	2	50,248	

New Jersey Department of Transportation
Bureau of Transportation Data Development
Roadway Systems Section

DAILY WEEKEND AVERAGE BY VEHICLE CLASSIFICATION (FHWA 13 CLASSIFICATION SCHEME)
(SATURDAYS AND SUNDAYS ONLY)

LOCATION: I-295 (NB/SB), MP 39.6, Mount Laurel Twp., Burlington Co.
F.C.= 11 4122 4495 907 1010

MONTH	DIR	MONTHLY ADT															COMBINE	
		Unclass	Motor-cycle	Auto	2-Axle 4-Tire	Bus	2-Axle 6-Tire	3-Axle 1-Unit	4-Axle 1-Unit	<=4-Axle 1-Trailer	5-Axle 1-Trailer	>=6-Axle 1-Trailer	<=4-Axle 2-Trailer	6-Axle 2-Trailer	>=7-Axle 2-Trailer	NB		SB
		0	1	2	3	4	5	6	7	8	9	10	11	12	13			
JAN 2002	NB	143	-	21,090	4,707	22	566	82	10	90	868	5	11	2	-	27,596		
	SB	111	-	22,174	5,262	49	586	66	6	74	722	6	14	1	-	29,071	56,667	
FEB 2002	NB	110	-	24,368	4,757	35	847	80	23	62	836	4	8	1	-	31,131		
	SB	90	-	24,741	6,055	60	523	84	9	72	708	5	13	1	-	32,361	63,492	
MAR 2002	NB	73	-	26,091	4,788	52	859	106	10	95	999	6	11	-	-	33,090		
	SB	100	-	26,378	6,316	76	597	77	28	94	752	9	16	2	-	34,445	67,535	
APR 2002	NB	85	-	26,930	5,274	69	616	112	20	121	1,113	7	12	3	-	34,362		
	SB	114	-	27,936	6,292	102	644	120	8	111	828	8	11	2	-	36,176	70,538	
MAY 2002	NB	91	-	27,252	5,593	67	658	99	15	113	1,019	5	10	1	-	34,923		
	SB	130	-	27,472	6,495	89	647	88	7	109	815	5	13	1	-	35,871	70,794	
JUN 2002	NB	114	-	27,661	5,629	75	769	121	15	158	1,184	5	9	2	-	35,742		
	SB	120	-	28,202	6,803	111	749	109	7	127	945	5	13	2	-	37,193	72,935	
JUL 2002	NB	97	-	26,821	5,585	71	650	125	10	114	1,057	6	8	1	-	34,545		
	SB	120	-	27,029	6,629	89	584	103	31	105	837	6	9	1	-	35,543	70,088	
AUG 2002	NB	177	-	27,757	5,951	112	601	158	12	124	1,052	8	7	1	-	35,960		
	SB	137	-	28,223	6,992	108	699	117	66	131	882	6	13	2	-	37,376	73,336	
SEP 2002	NB	135	-	27,104	6,089	63	604	77	7	100	780	4	5	-	-	34,968		
	SB	115	-	27,171	6,824	69	562	79	12	120	748	5	12	2	1	35,720	70,688	
OCT 2002	NB	132	-	26,496	6,696	94	698	91	5	96	942	5	6	1	-	35,262		
	SB	129	-	27,937	7,276	99	655	96	5	106	752	7	10	1	-	37,073	72,335	
NOV 2002	NB																	
	SB																	
DEC 2002	NB																	
	SB																	
AVERAGE	NB	116	0	26,157	5,507	66	687	105	13	107	985	6	9	1	0	33,758		
	SB	117	0	26,726	6,494	85	625	94	18	105	799	6	12	2	0	35,083	68,841	
TOTAL (NB+SB)		232	0	52,883	12,001	151	1,311	199	31	212	1,784	12	21	3	0	68,841		
% DAILY	NB	0.3%	0.0%	77.5%	16.3%	0.2%	2.0%	0.3%	0.0%	0.3%	2.9%	0.0%	0.0%	0.0%	0.0%	100.0%		
	SB	0.3%	0.0%	76.2%	18.5%	0.2%	1.8%	0.3%	0.1%	0.3%	2.3%	0.0%	0.0%	0.0%	0.0%	100.0%		
% TOTAL		0.3%	0.0%	76.8%	17.4%	0.2%	1.9%	0.3%	0.0%	0.3%	2.6%	0.0%	0.0%	0.0%	0.0%	100.0%		
No data available																		
PRIOR YEARS SUMMARY DATA (AVERAGE AADT)																		
2001	NB	154	0	35,081	5,383	88	1,184	312	93	315	2,915	37	38	5	1	45,605		
	SB	172	0	35,803	5,795	128	1,302	298	63	274	2,345	28	31	4	1	46,244	91,850	
2000	NB	194	0	32,619	5,358	81	1,282	303	79	393	2,796	43	41	5	2	43,196		
	SB	195	0	33,765	5,603	97	1,224	327	51	279	2,273	33	29	4	2	43,882	87,078	
1999	NB	162	0	30,746	5,121	88	965	293	87	387	2,756	41	43	8	2	40,699		
	SB	155	0	31,294	5,141	86	1,171	296	61	275	2,342	38	31	12	3	40,905	81,604	
1998	NB	193	0	28,450	5,003	75	1,256	274	84	358	2,798	40	44	8	1	38,584		
	SB	162	0	30,060	5,381	65	1,115	258	54	264	2,325	37	34	12	1	39,768	78,352	
1997	NB	113	0	27,569	4,908	78	958	267	74	364	2,935	41	40	7	1	37,355		
	SB	181	0	27,553	4,462	62	923	435	36	363	2,818	28	27	10	1	36,899	74,254	
1996	NB	198	0	27,047	4,639	74	999	253	69	385	2,871	45	46	7	1	36,634		
	SB	192	0	27,975	4,418	60	990	387	33	289	2,149	36	37	13	1	36,580	73,214	
1995	NB	161	0	25,097	4,150	64	787	221	43	355	2,818	46	47	7	1	33,797		
	SB	180	0	25,702	4,422	43	771	193	27	260	1,967	45	35	22	1	33,668	67,465	
1994	NB	177	0	22,860	4,123	49	714	195	45	291	2,593	39	29	6	0	31,121		
	SB	175	0	22,551	4,197	43	695	183	35	234	1,847	57	27	21	1	30,066	61,187	
1993	NB	196		23,152	4,197	48	734	204	57	331	2,714	44	38	7	0	31,722		
	SB	123		23,983	4,178	40	682	195	27	247	1,783	44	32	18	4	31,356	63,078	

New Jersey Department of Transportation
Bureau of Transportation Data Development
Roadway Systems Section

DAILY WEEKEND AVERAGE BY VEHICLE CLASSIFICATION (FHWA 13 CLASSIFICATION SCHEME)
(SATURDAYS AND SUNDAYS ONLY)

LOCATION: US-322 (EB/WB), MP 27.5, Monroe Twp., Gloucester Co.
F.C.= 06 1470 1418 161 176

MONTH	DIR	Unclass	Motor-cycle	Auto	2-Axle 4-Tire	Bus	2-Axle 6-Tire	3-Axle 1-Unit	4-Axle 1-Unit	<=4-Axle 1-Trailer	5-Axle 1-Trailer	>=6-Axle 1-Trailer	<=4-Axle 2-Trailer	6-Axle 2-Trailer	>=7-Axle 2-Trailer	MONTHLY ADT		
		0	1	2	3	4	5	6	7	8	9	10	11	12	13	EB WB	COMBINE	
JAN 2002	EB	11	-	5,024	1,059	2	243	6	-	2	8	-	-	-	-	-	6,355	12,632
	WB	10	-	4,938	1,046	3	263	5	-	3	9	-	-	-	-	-	6,277	
FEB 2002	EB	10	-	6,213	1,278	4	192	5	-	6	8	-	-	-	-	-	7,716	15,342
	WB	9	-	6,058	1,290	4	240	7	-	8	10	-	-	-	-	-	7,626	
MAR 2002	EB	12	-	6,174	1,292	3	241	6	-	10	13	1	-	-	-	-	7,752	15,485
	WB	14	-	6,176	1,253	4	255	6	1	12	11	1	-	-	-	-	7,733	
APR 2002	EB	15	-	6,752	1,237	5	265	13	-	14	10	-	-	-	-	-	8,311	16,603
	WB	24	-	6,602	1,280	6	329	6	14	19	12	-	-	-	-	-	8,292	
MAY 2002	EB	21	-	6,914	1,470	5	361	8	-	25	11	-	-	-	-	-	8,815	17,561
	WB	28	-	6,875	1,418	5	376	6	1	26	11	-	-	-	-	-	8,746	
JUN 2002	EB	28	-	7,224	1,697	4	445	16	1	23	14	-	-	-	-	-	9,452	19,921
	WB	38	-	8,113	1,749	12	493	10	7	33	14	-	-	-	-	-	10,469	
JUL 2002	EB	15	-	7,469	1,660	4	241	9	-	14	12	-	-	-	-	-	9,424	20,113
	WB	43	-	8,369	1,759	7	467	8	2	23	11	-	-	-	-	-	10,689	
AUG 2002	EB	17	-	7,979	1,659	5	359	9	1	13	11	-	-	-	-	-	10,053	20,958
	WB	42	-	8,640	1,734	7	435	6	4	24	13	-	-	-	-	-	10,905	
SEP 2002	EB	15	-	6,154	1,593	5	222	9	2	13	10	-	-	-	-	-	8,023	17,257
	WB	33	-	6,990	1,681	5	478	9	3	20	14	-	1	-	-	-	9,234	
OCT 2002	EB																-	
	WB																-	
NOV 2002	EB																	
	WB																	
DEC 2002	EB																	
	WB																	
AVERAGE	EB	16	0	6,656	1,438	4	285	9	0	13	11	0	0	0	0	0	8,433	17,319
	WB	27	0	6,973	1,468	6	371	7	4	19	12	0	0	0	0	0	8,886	
TOTAL (EB+WB)		43	0	13,629	2,906	10	656	16	4	32	22	0	0	0	0	0	17,319	
% DAILY	EB	0.2%	0.0%	78.9%	17.1%	0.0%	3.4%	0.1%	0.0%	0.2%	0.1%	0.0%	0.0%	0.0%	0.0%	0.0%	100.0%	
	WB	0.3%	0.0%	78.5%	16.5%	0.1%	4.2%	0.1%	0.0%	0.2%	0.1%	0.0%	0.0%	0.0%	0.0%	0.0%	100.0%	
% TOTAL		0.2%	0.0%	78.7%	16.8%	0.1%	3.8%	0.1%	0.0%	0.2%	0.1%	0.0%	0.0%	0.0%	0.0%	0.0%	100.0%	
No data available																		
PRIOR YEARS SUMMARY DATA (AVERAGE AADT)																		
2001	EB	42	0	7,000	1,468	13	161	41	9	20	48	2	0	0	0	0	8,805	17,490
	WB	45	0	6,925	1,408	13	175	28	18	24	46	2	0	0	0	0	8,684	
2000	EB	60	0	6,955	1,239	11	146	50	5	22	59	3	1	0	1	0	8,552	17,119
	WB	52	0	6,980	1,245	11	152	29	17	21	55	4	0	0	1	0	8,567	
1999	EB	64	0	7,483	1,244	10	148	57	7	27	63	4	1	0	1	0	9,109	18,361
	WB	56	0	7,580	1,282	10	165	38	22	28	64	5	1	0	1	0	9,252	
1998	EB	48	0	7,073	1,255	9	145	47	5	23	57	3	1	0	0	0	8,666	17,250
	WB	50	0	7,025	1,214	11	146	35	14	25	59	4	1	0	0	0	8,584	
1997	EB	41	0	7,327	1,228	7	126	50	6	28	66	5	1	0	0	0	8,885	17,807
	WB	61	0	7,275	1,275	9	136	34	23	29	67	11	2	0	0	0	8,922	

New Jersey Department of Transportation
Bureau of Transportation Data Development
Roadway Systems Section

DAILY WEEKEND AVERAGE BY VEHICLE CLASSIFICATION (FHWA 13 CLASSIFICATION SCHEME)
(SATURDAYS AND SUNDAYS ONLY)

LOCATION: I-700 (NB) New Jersey Turnpike, MP 0.3, Carneys Point, Salem Co.
F.C.= 12 4209.229 #DIV/0! 610.566 0

MONTH	DIR	Unclass	Motor-cycle	Auto	2-Axle 4-Tire	Bus	2-Axle 6-Tire	3-Axle 1-Unit	4-Axle 1-Unit	<=4-Axle 1-Trailer	5-Axle 1-Trailer	>=6-Axle 1-Trailer	<=4-Axle 2-Trailer	6-Axle 2-Trailer	>=7-Axle 2-Trailer	MONTHLY ADT	
		0	1	2	3	4	5	6	7	8	9	10	11	12	13	NB	COMBINE
JAN 2002	NB	56	-	13,202	2,836	85	431	68	1	54	841	2	7	7	-	17,590	17,590
	SB																
FEB 2002	NB	79	-	17,184	3,218	105	475	86	4	54	785	-	8	8	-	22,006	22,006
	SB																
MAR 2002	NB	91	-	21,333	3,184	111	381	89	2	69	682	1	7	6	-	25,956	25,956
	SB																
APR 2002	NB	134	-	23,964	5,009	219	678	143	9	87	866	4	8	8	-	31,129	31,129
	SB																
MAY 2002	NB	113	-	22,675	4,209	162	559	122	10	74	839	3	6	7	-	28,779	28,779
	SB																
JUN 2002	NB															29,751	29,751
	SB																
JUL 2002	NB	131	-	26,008	5,212	175	603	105	5	60	856	3	9	9	-	33,176	33,176
	SB																
AUG 2002	NB	116	-	28,575	5,257	180	671	123	16	73	726	2	7	8	-	35,754	35,754
	SB																
SEP 2002	NB	95	-	18,867	3,962	148	678	126	3	85	813	1	8	9	-	24,795	24,795
	SB																
OCT 2002	NB	73	-	18,128	3,768	178	763	130	1	74	787	1	8	10	-	23,921	23,921
	SB																
NOV 2002	NB																
	SB																
DEC 2002	NB																
	SB																
AVERAGE	NB	99	0	21,104	4,073	151	582	110	6	70	799	2	8	8	0	27,012	27,012
	SB								No data available								
TOTAL (NB+SB)		99	0	21,104	4,073	151	582	110	6	70	799	2	8	8	0	27,012	
% DAILY	NB	0.4%	0.0%	78.1%	15.1%	0.6%	2.2%	0.4%	0.0%	0.3%	3.0%	0.0%	0.0%	0.0%	0.0%	100.0%	
	SB								No data available								
% TOTAL		0.4%	0.0%	78.1%	15.1%	0.6%	2.2%	0.4%	0.0%	0.3%	3.0%	0.0%	0.0%	0.0%	0.0%	100.0%	
No data available																	
PRIOR YEARS SUMMARY DATA (AVERAGE AADT)																	
2001	NB	109	0	13,792	2,861	129	415	123	8	170	1,886	6	46	16	0	19,561	19,561
	SB								No data available								
2000	NB	92	0	13,422	2,669	132	490	125	10	173	1,780	6	43	13	0	18,955	18,955
	SB								No data available								
1999	NB	144		13,910	2,580	142	485	103	9	169	1,783	6	45	13	0	19,389	19,389
	SB								No data available								
1998	NB	157		14,115	2,276	168	406	80	7	161	1,688	6	45	10	0	19,119	19,119
	SB								No data available								
1997	NB	117	0	13,560	1,756	198	330	60	4	145	1,549	5	44	8	0	17,776	17,776
	SB								No data available								

New Jersey Department of Transportation
Bureau of Transportation Data Development
Roadway Systems Section

DAILY WEEKEND AVERAGE BY VEHICLE CLASSIFICATION (FHWA 13 CLASSIFICATION SCHEME)
(SATURDAYS AND SUNDAYS ONLY)

LOCATION: CO-539 (NB/SB), MP 29.3, Plumstead Twp., Ocean County
F.C.= 07 1053.608 994.2829 78.0882 73.8897

MONTH	DIR	Unclass	Motor-cycle	Auto	2-Axle	Bus	2-Axle	3-Axle	4-Axle	<=4-Axle	5-Axle	>=6-Axle	<=-Axle	6-Axle	>=7-Axle	MONTHLY ADT		
		0	1	2	4-Tire	4	6-Tire	1-Unit	1-Unit	1-Trailer	1-Trailer	1-Trailer	2-Trailer	2-Trailer	2-Trailer	13	NB	COMBINE
JAN 2002	NB	16	-	2,431	564	1	90	3	-	1	2	-	-	-	-	-	3,108	6,035
	SB	11	-	2,290	526	1	92	2	-	-	5	-	-	-	-	-	2,927	
FEB 2002	NB	15	-	2,941	680	-	100	5	1	1	3	-	-	-	-	-	3,746	7,367
	SB	10	-	2,836	668	1	93	6	-	1	6	-	-	-	-	-	3,621	
MAR 2002	NB	15	-	3,285	759	2	111	5	-	2	5	-	-	-	-	-	4,184	8,052
	SB	9	-	3,043	700	1	99	5	-	5	6	-	-	-	-	-	3,868	
APR 2002	NB	19	-	3,345	781	3	124	5	16	4	7	-	-	-	-	-	4,304	8,172
	SB	14	-	3,012	700	2	107	21	-	5	7	-	-	-	-	-	3,868	
MAY 2002	NB	19	-	4,505	1,097	3	149	7	7	8	8	-	-	-	-	-	5,803	11,294
	SB	17	-	4,218	1,077	2	141	16	1	9	10	-	-	-	-	-	5,491	
JUN 2002	NB	20	-	5,674	1,559	6	193	5	8	13	8	-	-	-	-	-	7,486	13,960
	SB	19	-	4,893	1,364	6	157	13	1	11	10	-	-	-	-	-	6,474	
JUL 2002	NB	23	-	6,093	1,982	5	203	6	7	13	8	-	-	-	-	-	8,340	15,079
	SB	18	-	5,015	1,503	5	159	16	1	11	11	-	-	-	-	-	6,739	
AUG 2002	NB	19	-	6,340	1,727	6	204	6	5	11	8	-	-	-	-	-	8,326	15,505
	SB	17	-	5,618	1,338	4	168	14	-	10	10	-	-	-	-	-	7,179	
SEP 2002	NB	19	-	4,245	1,766	4	173	6	5	14	8	-	-	-	-	-	6,240	11,459
	SB	15	-	4,022	1,014	5	136	9	-	10	8	-	-	-	-	-	5,219	
OCT 2002	NB	12	-	3,750	1,041	5	109	15	-	8	6	-	-	-	-	-	4,946	10,334
	SB	15	-	3,871	1,353	4	113	6	9	8	8	1	-	-	-	-	5,388	
NOV 2002	NB																	
NOV 2002	SB																	
DEC 2002	NB																	
DEC 2002	SB																	
AVERAGE	NB	18	0	4,261	1,196	4	146	6	5	8	6	0	0	0	0	0	5,648	10,726
AVERAGE	SB	15	0	3,882	1,024	3	127	11	1	7	8	0	0	0	0	0	5,077	
TOTAL (NB+SB)		32	0	8,143	2,220	7	272	17	6	15	14	0	0	0	0	0	10,726	
% DAILY	NB	0.3%	0.0%	75.4%	21.2%	0.1%	2.6%	0.1%	0.1%	0.1%	0.1%	0.0%	0.0%	0.0%	0.0%	0.0%	100.0%	
% DAILY	SB	0.3%	0.0%	76.5%	20.2%	0.1%	2.5%	0.2%	0.0%	0.1%	0.2%	0.0%	0.0%	0.0%	0.0%	0.0%	100.0%	
% TOTAL		0.3%	0.0%	75.9%	20.7%	0.1%	2.5%	0.2%	0.1%	0.1%	0.1%	0.0%	0.0%	0.0%	0.0%	0.0%	100.0%	
No data available																		
PRIOR YEARS SUMMARY DATA (AVERAGE AADT)																		
2001	NB	33		3,756	904	5	67	40	105	14	52	3	0	0	0	0	4,979	9,872
	SB	24		3,713	886	9	65	100	34	13	46	3	0	0	0	0	4,893	
2000	NB	39		3,803	641	4	47	24	81	74	73	3	1	0	0	0	4,790	9,140
	SB	27		3,328	765	9	46	78	11	26	57	2	1	0	0	0	4,350	

New Jersey Department of Transportation
Bureau of Transportation Data Development
Roadway Systems Section

DAILY WEEKEND AVERAGE BY VEHICLE CLASSIFICATION (FHWA 13 CLASSIFICATION SCHEME)
(SATURDAYS AND SUNDAYS ONLY)

LOCATION: CO-551 (NB/SB), MP 6.8, Carneys Point, Salem Co.
F.C.= 16

90 96 21 22

MONTH	DIR	Unclass	Motor-cycle	Auto	2-Axle 4-Tire	Bus	2-Axle 6-Tire	3-Axle 1-Unit	4-Axle 1-Unit	<=4-Axle 1-Trailer	5-Axle 1-Trailer	>=6-Axle 1-Trailer	<=4-Axle 2-Trailer	6-Axle 2-Trailer	>=7-Axle 2-Trailer	MONTHLY ADT		
		0	1	2	3	4	5	6	7	8	9	10	11	12	13	NB	COMBINE	
JAN 2002	NB	-	-	379	103	-	13	1	-	-	-	-	-	-	-	-	496	1,041
	SB	-	-	421	109	-	14	1	-	-	-	-	-	-	-	-	545	
FEB 2002	NB	-	-	491	93	-	18	2	-	-	1	-	-	-	-	-	605	1,225
	SB	-	-	529	78	-	12	1	-	-	-	-	-	-	-	-	620	
MAR 2002	NB	-	-	496	87	-	18	3	-	-	2	-	-	-	-	-	606	1,252
	SB	-	-	545	85	-	14	1	-	1	-	-	-	-	-	-	646	
APR 2002	NB	1	-	551	76	-	29	2	-	1	2	-	-	-	-	-	662	1,369
	SB	1	-	597	84	-	23	1	-	1	-	-	-	-	-	-	707	
MAY 2002	NB	-	-	554	75	-	21	2	-	1	1	-	-	-	-	-	654	1,359
	SB	2	-	581	99	-	22	1	-	-	-	-	-	-	-	-	705	
JUN 2002	NB	1	-	548	77	-	23	2	-	2	1	-	-	-	-	-	654	1,358
	SB	1	-	575	115	-	11	1	-	-	1	-	-	-	-	-	704	
JUL 2002	NB	1	-	486	93	-	24	2	-	1	1	-	-	-	-	-	608	1,279
	SB	1	-	546	104	-	18	1	-	1	-	-	-	-	-	-	671	
AUG 2002	NB	1	-	506	111	-	22	2	-	1	1	-	-	-	-	-	644	1,334
	SB	1	-	559	112	-	16	1	-	1	-	-	-	-	-	-	690	
SEP 2002	NB	-	-	480	88	-	35	1	-	2	-	-	-	-	-	-	606	1,190
	SB	2	-	456	109	-	16	1	-	-	-	-	-	-	-	-	584	
OCT 2002	NB	-	-	490	101	-	15	-	-	-	1	-	-	-	-	-	607	1,270
	SB	1	-	548	100	-	14	-	-	-	-	-	-	-	-	-	663	
NOV 2002	NB																	
	SB																	
DEC 2002	NB																	
	SB																	
AVERAGE	NB	0	0	498	90	0	22	2	0	1	1	0	0	0	0	0	614	1,268
	SB	1	0	536	100	0	16	1	0	0	0	0	0	0	0	0	654	
TOTAL (NB+SB)		1	0	1,034	190	0	38	3	0	1	1	0	0	0	0	0	1,268	
% DAILY	NB	0.1%	0.0%	81.1%	14.7%	0.0%	3.5%	0.3%	0.0%	0.1%	0.2%	0.0%	0.0%	0.0%	0.0%	0.0%	100.0%	
	SB	0.1%	0.0%	82.0%	15.2%	0.0%	2.4%	0.1%	0.0%	0.1%	0.0%	0.0%	0.0%	0.0%	0.0%	0.0%	100.0%	
% TOTAL		0.1%	0.0%	81.5%	15.0%	0.0%	3.0%	0.2%	0.0%	0.1%	0.1%	0.0%	0.0%	0.0%	0.0%	0.0%	100.0%	
No data available																		
PRIOR YEARS SUMMARY DATA (AVERAGE AADT)																		
2001	NB	5	0	653	112	1	26	6	5	2	8	0	0	0	0	0	818	1,706
	SB	4	0	729	121	0	24	4	0	2	3	0	0	0	0	0	888	
2000	NB	9	0	727	110	1	22	5	1	2	9	0	0	0	0	0	886	1,766
	SB	10	0	723	111	1	28	3	0	1	3	0	0	0	0	0	880	
1999	NB	8	0	660	116	0	32	16	1	3	8	0	0	0	0	0	844	1,777
	SB	9	0	754	126	0	32	4	3	2	3	0	0	0	0	0	933	
1998	NB	7	0	731	117	0	29	9	0	2	6	0	0	0	0	0	901	1,805
	SB	8	0	737	122	0	26	3	4	1	3	0	0	0	0	0	904	
1997	NB	8	0	710	118	0	24	3	2	5	0	0	0	0	0	0	870	1,818
	SB	9	0	791	120	0	22	3	0	1	2	0	0	0	0	0	948	

New Jersey Department of Transportation
Bureau of Transportation Data Development
Roadway Systems Section

DAILY WEEKEND AVERAGE BY VEHICLE CLASSIFICATION (FHWA 13 CLASSIFICATION SCHEME)
(SATURDAYS AND SUNDAYS ONLY)

LOCATION: CO-653 (NB), MP 2.6, Secaucus, Hudson Co.
F.C.= 16 612.5871 #VALUE! 339.121 0

MONTH	DIR	Unclass	Motor-cycle	Auto	2-Axle 4-Tire	Bus	2-Axle 6-Tire	3-Axle 1-Unit	4-Axle 1-Unit	<=4-Axle 1-Trailer	5-Axle 1-Trailer	>=6-Axle 1-Trailer	<=4-Axle 2-Trailer	6-Axle 2-Trailer	>=7-Axle 2-Trailer	MONTHLY ADT	
		0	1	2	3	4	5	6	7	8	9	10	11	12	13	NB	SB
JAN 2002	NB	43	-	4,052	564	16	177	83	-	92	91	-	6	-	-	5,124	5,124
	SB																
FEB 2002	NB	32	-	4,201	589	19	181	91	-	96	88	-	6	-	-	5,303	5,303
	SB																
MAR 2002	NB	23	-	4,197	570	21	244	84	-	103	101	-	8	-	-	5,351	5,351
	SB																
APR 2002	NB	20	-	3,910	567	19	217	80	-	92	90	-	8	-	-	5,003	5,003
	SB																
MAY 2002	NB	14	-	4,248	613	21	339	87	-	92	90	-	7	-	-	5,511	5,511
	SB																
JUN 2002	NB	20	-	4,827	640	22	448	99	-	122	103	-	8	-	-	6,289	6,289
	SB																
JUL 2002	NB															-	-
	SB																
AUG 2002	NB	17	-	4,561	666	23	376	104	1	117	104	-	7	-	-	5,976	5,976
	SB																
SEP 2002	NB	18	-	4,881	742	20	453	117	-	123	113	-	10	-	-	6,477	6,477
	SB																
OCT 2002	NB	18	-	4,953	740	19	187	104	-	110	113	-	7	-	-	6,251	6,251
	SB																
NOV 2002	NB																
	SB																
DEC 2002	NB																
	SB																
AVERAGE	NB	23	0	4,426	632	20	291	94	0	105	99	0	7	0	0	5,698	5,698
	SB															0	
TOTAL (NB+SB)		23	0	4,426	632	20	291	94	0	105	99	0	7	0	0	5,698	
% DAILY	NB	0.4%	0.0%	77.7%	11.1%	0.4%	5.1%	1.7%	0.0%	1.8%	1.7%	0.0%	0.1%	0.0%	0.0%	100.0%	
	SB																
% TOTAL		0.4%	0.0%	77.7%	11.1%	0.4%	5.1%	1.7%	0.0%	1.8%	1.7%	0.0%	0.1%	0.0%	0.0%	100.0%	
No data available																	
PRIOR YEARS SUMMARY DATA (AVERAGE AADT)																	
2001	NB	85		7,092	1,073	65	594	163	3	330	248	0	0	0	0	9,653	9,653
	SB						No classification data available										
2000	NB	78		7,213	1,108	58	524	152	2	333	280	1	27	0	0	9,776	9,776
	SB						No classification data available										
1999	NB	72		7,291	1,146	60	507	140	1	307	229	0	31	1	0	9,785	9,785
	SB						No classification data available										
1998	NB	37		7,080	1,120	59	488	141	1	320	218	1	30	0	0	9,495	21,400
	SB	45		9,002	1,254	40	507	160	4	457	374	1	59	2	0	11,905	
1997	NB	36	0	7,059	1,069	46	478	158	1	324	215	0	24	0	0	9,410	21,372
	SB	26		9,102	1,200	34	509	190	5	478	372	1	44	1	0	11,962	

New Jersey Department of Transportation
 Bureau of Transportation Data Development
 Roadway Systems Section

DAILY WEEKEND AVERAGE BY VEHICLE CLASSIFICATION (FHWA 13 CLASSIFICATION SCHEME)
 (SATURDAYS AND SUNDAYS ONLY)

LOCATION: NJ-18 (NB/SB), MP 16.0, Colts Neck Township, Monmouth Co.
 F.C. = 02

MONTH	DIR	Unclass	Motor-cycle	Auto	2-Axle 4-Tire	Bus	2-Axle 6-Tire	3-Axle 1-Unit	4-Axle 1-Unit	<=4-Axle 1-Trailer	5-Axle 1-Trailer	>=6-Axle 1-Trailer	<=4-Axle 2-Trailer	6-Axle 2-Trailer	>=7-Axle 2-Trailer	MONTHLY ADT		
		0	1	2	3	4	5	6	7	8	9	10	11	12	13	NB	SB	COMBINE
JAN 2002	NB																	
	SB																	
FEB 2002	NB																	
	SB																	
MAR 2002	NB																	
	SB																	
APR 2002	NB																	
	SB																	
MAY 2002	NB	New system. Installed and calibrated July 25, 2002.																
	SB	New system. Installed and calibrated July 25, 2002.																
JUN 2002	NB																	
	SB																	
JUL 2002	NB																	
	SB																	
AUG 2002	NB	117	-	12,588	3,798	18	362	38	4	49	136	2	-	-	-	17,112		
	SB	93	-	11,934	3,433	13	352	36	6	49	140	2	-	-	-	16,058	33,170	
SEP 2002	NB	54	-	10,303	3,504	21	371	45	6	48	126	2	-	-	-	14,480		
	SB	47	-	9,911	3,071	18	328	47	5	49	126	2	-	-	-	13,604	28,084	
OCT 2002	NB	16	-	9,189	3,577	19	375	41	7	47	122	1	-	-	-	13,394		
	SB	12	-	9,051	3,132	18	312	45	7	47	122	2	-	-	-	12,748	26,142	
NOV 2002	NB																	
	SB																	
DEC 2002	NB																	
	SB																	
AVERAGE	NB	62	0	10,693	3,626	19	369	41	6	48	128	2	0	0	0	14,995		
	SB	51	0	10,299	3,212	16	331	43	6	48	129	2	0	0	0	14,137	29,132	
TOTAL (NB+SB)		113	0	20,992	6,838	36	700	84	12	96	257	4	0	0	0	29,132		
% DAILY	NB	0.4%	0.0%	71.3%	24.2%	0.1%	2.5%	0.3%	0.0%	0.3%	0.9%	0.0%	0.0%	0.0%	0.0%	100.0%		
	SB	0.4%	0.0%	72.9%	22.7%	0.1%	2.3%	0.3%	0.0%	0.3%	0.9%	0.0%	0.0%	0.0%	0.0%	100.0%		
% TOTAL		0.4%	0.0%	72.1%	23.5%	0.1%	2.4%	0.3%	0.0%	0.3%	0.9%	0.0%	0.0%	0.0%	0.0%	100.0%		

No data available

New Jersey Department of Transportation
 Bureau of Transportation Data Development
 Roadway Systems Section

DAILY WEEKEND AVERAGE BY VEHICLE CLASSIFICATION (FHWA 13 CLASSIFICATION SCHEME)
 (SATURDAYS AND SUNDAYS ONLY)

LOCATION: US-40/322, MP 61.5, Egg Harbor Township, Atlantic County
 F.C. = 14

MONTH	DIR	Unclass	Motor-cycle	Auto	2-Axle 4-Tire	Bus	2-Axle 6-Tire	3-Axle 1-Unit	4-Axle 1-Unit	<=4-Axle 1-Trailer	5-Axle 1-Trailer	>=6-Axle 1-Trailer	<=4-Axle 2-Trailer	6-Axle 2-Trailer	>=7-Axle 2-Trailer	MONTHLY ADT		
		0	1	2	3	4	5	6	7	8	9	10	11	12	13	NB SB	COMBINE	
JAN 2002	EB																	
	WB																	
FEB 2002	EB																	
	WB																	
MAR 2002	EB	New WIM system. Converted from AVC to WIM on August 16, 2002																
	WB	New WIM system. Converted from AVC to WIM on August 16, 2002																
APR 2002	EB																	
	WB																	
MAY 2002	EB																	
	WB																	
JUN 2002	EB																	
	WB																	
JUL 2002	EB																	
	WB																	
AUG 2002	EB																	
	WB																	
SEP 2002	EB	88	-	12,591	1,009	22	179	25	-	2	5	-	-	-	-	-	13,921	
	WB	105	-	13,799	1,004	21	234	21	-	2	4	-	-	-	-	-	15,190	29,111
OCT 2002	EB	49	-	8,585	1,673	35	228	8	-	2	5	-	-	-	-	-	10,585	
	WB	76	-	11,813	2,456	60	292	9	-	2	6	-	-	-	-	-	14,714	25,299
NOV 2002	EB																	
	WB																	
DEC 2002	EB																	
	WB																	
AVERAGE	EB	69	0	10,588	1,341	29	204	17	0	2	5	0	0	0	0	0	12,253	
	WB	91	0	12,806	1,730	41	263	15	0	2	5	0	0	0	0	0	14,952	
TOTAL (EB+WB)		159	0	23,394	3,071	69	467	32	0	4	10	0	0	0	0	0	27,205	27,205
% DAILY	EB	0.6%	0.0%	86.4%	10.9%	0.2%	1.7%	0.1%	0.0%	0.0%	0.0%	0.0%	0.0%	0.0%	0.0%	0.0%	100.0%	
	WB	0.6%	0.0%	85.6%	11.6%	0.3%	1.8%	0.1%	0.0%	0.0%	0.0%	0.0%	0.0%	0.0%	0.0%	0.0%	100.0%	
% TOTAL		0.6%	0.0%	86.0%	11.3%	0.3%	1.7%	0.1%	0.0%	0.0%	0.0%	0.0%	0.0%	0.0%	0.0%	0.0%	100.0%	

No data available

New Jersey Department of Transportation
 Bureau of Transportation Data Development
 Roadway Systems Section

DAILY WEEKEND AVERAGE BY VEHICLE CLASSIFICATION (FHWA 13 CLASSIFICATION SCHEME)
 (SATURDAYS AND SUNDAYS ONLY)

LOCATION: NJ-52 (NB/SB), MP 1.6, Ocean City, Cape May County
 F.C. = 14

MONTH	DIR	Unclass	Motor-cycle	Auto	2-Axle 4-Tire	Bus	2-Axle 6-Tire	3-Axle 1-Unit	4-Axle 1-Unit	<=4-Axle 1-Trailer	5-Axle 1-Trailer	>=6-Axle 1-Trailer	<=4-Axle 2-Trailer	6-Axle 2-Trailer	>=7-Axle 2-Trailer	MONTHLY ADT		
		0	1	2	3	4	5	6	7	8	9	10	11	12	13	NB	SB	COMBINE
JAN 2002	NB																	
	SB																	
FEB 2002	NB																	
	SB																	
MAR 2002	NB	New WIM system. Converted from AVC to WIM on August 16, 2002																
	SB	New WIM system. Converted from AVC to WIM on August 16, 2002																
APR 2002	NB																	
	SB																	
MAY 2002	NB																	
	SB																	
JUN 2002	NB																	
	SB																	
JUL 2002	NB																	
	SB																	
AUG 2002	NB																	
	SB																	
SEP 2002	NB	41	-	11,461	2,772	48	225	7	-	3	4	-	-	-	-	-	14,561	
	SB	56	-	11,391	2,344	49	303	6	-	3	4	-	-	-	-	-	14,156	28,717
OCT 2002	NB	52	-	8,015	2,093	41	376	6	-	1	3	-	-	-	-	-	10,587	
	SB	31	-	8,248	2,081	38	363	5	-	-	3	-	-	-	-	-	10,769	21,356
NOV 2002	NB																	
	SB																	
DEC 2002	NB																	
	SB																	
AVERAGE	NB	47	0	9,738	2,433	45	301	7	0	2	4	0	0	0	0	0	12,574	
	SB	44	0	9,820	2,213	44	333	6	0	2	4	0	0	0	0	0	12,463	25,037
TOTAL (NB+SB)		90	0	19,558	4,645	88	634	12	0	4	7	0	0	0	0	0	25,037	
% DAILY	NB	0.4%	0.0%	77.4%	19.3%	0.4%	2.4%	0.1%	0.0%	0.0%	0.0%	0.0%	0.0%	0.0%	0.0%	0.0%	100.0%	
	SB	0.3%	0.0%	78.8%	17.8%	0.3%	2.7%	0.0%	0.0%	0.0%	0.0%	0.0%	0.0%	0.0%	0.0%	0.0%	100.0%	
% TOTAL		0.4%	0.0%	78.1%	18.6%	0.4%	2.5%	0.0%	0.0%	0.0%	0.0%	0.0%	0.0%	0.0%	0.0%	0.0%	100.0%	

No data available

New Jersey Department of Transportation
 Bureau of Transportation Data Development
 Roadway Systems Section

DAILY WEEKEND AVERAGE BY VEHICLE CLASSIFICATION (FHWA 13 CLASSIFICATION SCHEME)
 (SATURDAYS AND SUNDAYS ONLY)

LOCATION: NJ-68 (NB/SB), MP 7.0, Mansfield Township, Burlington County
 F.C. = 06

MONTH	DIR	Unclass	Motor-cycle	Auto	2-Axle 4-Tire	Bus	2-Axle 6-Tire	3-Axle 1-Unit	4-Axle 1-Unit	<=4-Axle 1-Trailer	5-Axle 1-Trailer	>=6-Axle 1-Trailer	<=4-Axle 2-Trailer	6-Axle 2-Trailer	>=7-Axle 2-Trailer	MONTHLY ADT		
		0	1	2	3	4	5	6	7	8	9	10	11	12	13	NB	SB	COMBINE
JAN 2002	NB																	
	SB																	
FEB 2002	NB																	
	SB																	
MAR 2002	NB	New WIM system. Converted from AVC to WIM on August 16, 2002																
	SB	New WIM system. Converted from AVC to WIM on August 16, 2002																
APR 2002	NB																	
	SB																	
MAY 2002	NB																	
	SB																	
JUN 2002	NB																	
	SB																	
JUL 2002	NB																	
	SB																	
AUG 2002	NB	64	-	4,838	436	5	149	10	19	3	24	-	-	-	-	-	5,548	
	SB	33	5	4,895	445	6	172	30	-	5	26	-	-	-	-	-	5,617	11,165
SEP 2002	NB	56	2	4,686	412	11	142	12	-	4	22	-	-	-	-	-	5,347	
	SB	46	5	4,581	418	11	189	12	1	5	24	-	-	-	-	-	5,292	10,639
OCT 2002	NB	37	2	4,903	500	10	152	13	6	6	20	5	-	-	-	-	5,654	
	SB	49	2	4,708	463	10	193	19	2	5	22	5	-	-	-	-	5,478	11,132
NOV 2002	NB																	
	SB																	
DEC 2002	NB																	
	SB																	
AVERAGE	NB	52	1	4,809	449	9	148	12	8	4	22	2	0	0	0	0	5,516	
	SB	43	4	4,728	442	9	185	20	1	5	24	2	0	0	0	0	5,462	10,979
TOTAL (NB+SB)		95	5	9,537	891	18	332	32	9	9	46	3	0	0	0	0	10,979	
% DAILY	NB	0.9%	0.0%	87.2%	8.1%	0.2%	2.7%	0.2%	0.2%	0.1%	0.4%	0.0%	0.0%	0.0%	0.0%	0.0%	100.0%	
	SB	0.8%	0.1%	86.6%	8.1%	0.2%	3.4%	0.4%	0.0%	0.1%	0.4%	0.0%	0.0%	0.0%	0.0%	0.0%	100.0%	
% TOTAL		0.9%	0.0%	86.9%	8.1%	0.2%	3.0%	0.3%	0.1%	0.1%	0.4%	0.0%	0.0%	0.0%	0.0%	0.0%	100.0%	

No data available

New Jersey Department of Transportation
 Bureau of Transportation Data Development
 Roadway Systems Section

DAILY WEEKEND AVERAGE BY VEHICLE CLASSIFICATION (FHWA 13 CLASSIFICATION SCHEME)
 (SATURDAYS AND SUNDAYS ONLY)

LOCATION: NJ-73 (NB/SB), MP 11.9, Winslow Township, Camden County
 F.C. = 14

MONTH	DIR	Unclass	Motor-cycle	Auto	2-Axle 4-Tire	Bus	2-Axle 6-Tire	3-Axle 1-Unit	4-Axle 1-Unit	<=4-Axle 1-Trailer	5-Axle 1-Trailer	>=6-Axle 1-Trailer	<=3-Axle 2-Trailer	6-Axle 2-Trailer	>=7-Axle 2-Trailer	MONTHLY ADT		
		0	1	2	3	4	5	6	7	8	9	10	11	12	13	NB SB	COMBINE	
JAN 2002	NB																	
	SB																	
FEB 2002	NB																	
	SB																	
MAR 2002	NB	New WIM system. Converted from AVC to WIM on August16, 2002																
	SB	New WIM system. Converted from AVC to WIM on August16, 2002																
APR 2002	NB																	
	SB																	
MAY 2002	NB																	
	SB																	
JUN 2002	NB																	
	SB																	
JUL 2002	NB																	
	SB																	
AUG 2002	NB																	
	SB																	
SEP 2002	NB	26	-	7,891	2,459	5	323	10	2	9	10	-	-	-	-	-	10,735	
	SB	19	-	6,481	2,275	3	256	9	1	7	10	-	-	-	-	-	9,061	19,796
OCT 2002	NB	19	-	6,414	2,276	5	364	9	2	5	9	-	-	-	-	-	9,103	
	SB	27	-	6,016	2,030	2	361	10	1	3	8	-	-	-	-	-	8,458	17,561
NOV 2002	NB																	
	SB																	
DEC 2002	NB																	
	SB																	
AVERAGE	NB	23	0	7,153	2,368	5	344	10	2	7	10	0	0	0	0	0	9,919	
	SB	23	0	6,249	2,153	3	309	10	1	5	9	0	0	0	0	0	8,760	18,679
TOTAL (NB+SB)																	18,679	
% DAILY	NB	0.2%	0.0%	72.1%	23.9%	0.1%	3.5%	0.1%	0.0%	0.1%	0.1%	0.0%	0.0%	0.0%	0.0%	0.0%	100.0%	
	SB	0.3%	0.0%	71.3%	24.6%	0.0%	3.5%	0.1%	0.0%	0.1%	0.1%	0.0%	0.0%	0.0%	0.0%	0.0%	100.0%	
% TOTAL		0.0%	0.0%	0.0%	0.0%	0.0%	0.0%	0.0%	0.0%	0.0%	0.0%	0.0%	0.0%	0.0%	0.0%	0.0%	100.0%	

No data available



Letter of Transmittal

Transportation
Communications
Facilities/Development

Date 3/21/03
Attention Colleen Connolly, P.E.
Re: DOT counts

Proj: Portway

To: Colleen Connolly
Malick & Scherer
One Salem Square
Whitehouse Station
908.534.4995

We are sending you Attached Under separate cover via tab here the following items:

- Shop Drawings
- Copy of letter
- Prints
- Change Order
- Plans/Originals
- Samples
- Specifications
- Diskette/CD/Tape

COPIES	DATE	NO.	DESCRIPTION
			Traffic Counts

THESE ARE TRANSMITTED as checked below:

- For approval
- For your use
- As requested
- For review and comment
- Approved as submitted
- Approved as noted
- Returned for corrections
- For bids due: tab here
- Resubmit __ copies for approval
- Submit __ copies for distribution
- Return __ corrected prints
- Borrowed prints returned
- Other:

REMARKS:

cc:

SIGNED:

Jaison G. Alex

299 Madison Avenue, PO Box 1936
Morristown, New Jersey 07962-1936

Voice 973.267.0555
Fax 973.267.3555
www.ekcorp.com

C:\My Documents\Letter of Transmittal.doc

If enclosures are not as noted, kindly notify us immediately

PCVSRMCH-2 05/03/94 PAGE 39
 YEAR 1994
 STATION ID 315C401
 ROUTE US 1 & 9
 SUPERVISOR FRESCONE

NEW JERSEY DEPARTMENT OF TRANSPORTATION
 CONTROL STATION HOURLY VOLUME REPORT
 MUNICIPALITY KEARNY TOWN
 STREET BLAKESLEE ROUTE
 LOCATION JUST W OF RAMPS TO JACABUS AVE
 DIRECTION NORTH
 PATTERN NO. 2

MACHINE NO. GR157
 COUNTY HUDSON
 MILEPOST 1.00

HOUR	MON	TUES	WED
	3	3	3
	28	29	30
24-01		403	433
01-02		302	306
02-03		318	287
03-04		244	262
04-05		313	349
05-06		816	852
06-07		1953	2070
07-08		3015	3276
08-09		2712	3063
09-10		2377	2474
10-11		1954	2246
11-12		2100	2635
12-13	1875	1885	
13-14	1900	1833	
14-15	1894	2217	
15-16	2400	2503	
16-17	2367	2593	
17-18	2551	2450	
18-19	1948	1784	
19-20	1322	1225	
20-21	844	879	
21-22	774	817	
22-23	688	759	
23-24	549	639	
TOTAL		36091	
10-6PM		17535	
WEATHER	(C)	(C)	(C)
AADT		34300	

AADT CALCULATED FOR 1 DIRECTION(S) - AXLE CORRECTION APPLIED

E ESTIMATED
 V VISIT
 C CLEAR
 & 24HR COMPOSITE TOTAL

DIVISION OF DATA BASE GENERATION
 BUREAU OF DATA RESOURCES
 IN CO-OPERATION WITH
 U. S. DEPARTMENT OF TRANSPORTATION
 FEDERAL HIGHWAY ADMINISTRATION

S SNOW
 I ICE
 R RAIN
 F FOG

STATION I.D.: 3C6P201A
MACHINE NO.: 0

NEW JERSEY DEPARTMENT OF TRANSPORTATION
DIVISION OF TRANSPORTATION DATA TECHNOLOGY
BUREAU OF TRANSPORTATION DATA DEVELOPMENT

YEAR: 2002

ROUTE: 1
MILEPOINT: 0.90
DIRECTION: BOTH
DATE: 07/25/2002

RT. SUFFIX: T
STREET: BLAKESLEE ROUTE
LOCATION: BET JACOBUS AVE & GYPSUM ST

COUNTY: HUDSON
MUNICIPALITY: KEARNY TOWN
PERFORMED BY: Infra Tech Associates

FUNCTIONAL CLASS.	Urban Other Principal Arterial
	14

NORTHBOUND
OR
EASTBOUND
AADT
27,246

SOUTHBOUND
OR
WESTBOUND
AADT
28,741

TOTAL
ESTIMATED
AADT
55,987

2001
PATTERN
FACTOR
2
0.92

05/30/2002

AXLE
CORRECTION
FACTOR
0.935

K-FACTOR:
HIGHEST HOUR
DIVIDED BY
TOTAL AADT
0.08

D-FACTOR:
% OF
HIGHEST HOUR
IN PRIMARY
DIRECTION
0.51

STATION I.D.: 3C6P201A
 MACHINE NO.: 7D01-11.xls

NEW JERSEY DEPARTMENT OF TRANSPORTATION
DIVISION OF TRANSPORTATION DATA TECHNOLOGY
 BUREAU OF TRANSPORTATION DATA DEVELOPMENT

YEAR: 2002

ROUTE: 1
 MILEPOINT: 0.9
 DIRECTION: NORTH

RT. SUFFIX: T
 STREET: BLAKESLEE ROUTE
 LOCATION: BET JACOBUS AVE & GYPSUM ST

COUNTY: HUDSON
 MUNICIPALITY: KEARNY TOWN
 PERFORMED BY: Infra Tech Associates

9
7

BEGIN DATE: 07/24/2002
 BEGIN HOUR: 1100

FUNCTIONAL CLASS.	Urban Other Principal Arterial
	14

2001

PATTERN FACTOR	2
	0.92

DATE/HOUR	24-Jul-2002 WEDNESDAY	25-Jul-2002 THURSDAY	26-Jul-2002 FRIDAY	27-Jul-2002 SATURDAY	28-Jul-2002 SUNDAY	29-Jul-2002 MONDAY	30-Jul-2002 TUESDAY	HOUR	WEEKDAY AVERAGE
12M - 1 AM		373	440	717	727	369		12M - 1 AM	394
1 - 2		274	264	459	464	315		1 - 2	284
2 - 3		239	283	348	352	209		2 - 3	244
3 - 4		225	259	267	273	235		3 - 4	240
4 - 5		307	296	230	152	293		4 - 5	299
5 - 6		675	649	362	177	818		5 - 6	714
6 - 7		1,490	1,473	644	280	1,767		6 - 7	1,577
7 - 8		2,209	1,986	834	369	2,312		7 - 8	2,169
8 - 9		1,934	1,623	947	420	2,190		8 - 9	1,916
9 - 10		1,676	1,752	953	525	2,005		9 - 10	1,811
10 - 11		1,543	1,750	1,133	729	1,912		10 - 11	1,735
11 - 12N	1,531	1,754	1,811	1,498	864			11 - 12N	1,699
12N - 1 PM	1,618	1,671	1,949	1,704	1,043			12N - 1 PM	1,746
1 - 2	1,702	1,798	1,975	1,740	1,338			1 - 2	1,825
2 - 3	1,720	1,754	2,064	1,733	1,597			2 - 3	1,846
3 - 4	1,858	1,945	2,176	1,686	1,549			3 - 4	1,993
4 - 5	2,107	2,085	2,511	1,629	1,514			4 - 5	2,234
5 - 6	2,305	2,222	2,343	1,657	1,570			5 - 6	2,290
6 - 7	1,544	1,627	1,968	1,555	1,665			6 - 7	1,713
7 - 8	1,114	1,117	1,483	1,502	1,526			7 - 8	1,238
8 - 9	841	983	1,295	1,570	1,283			8 - 9	1,040
9 - 10	922	890	1,264	1,334	1,152			9 - 10	1,025
10 - 11	802	776	1,179	1,218	933			10 - 11	919
11 - 12M	556	667	951	1,119	762			11 - 12M	725
SUB-TOTAL	18,620	30,234	33,744	26,839	21,264	12,425	0	24 hours	31,674
10 AM - 6 PM	12,841	14,772	16,579	12,780	10,204	1,912	0	Pattern Factor	0.92
6 AM - 6 PM	12,841	22,081	23,413	16,158	11,798	10,186	0	Axle Crxn. Fctr.	0.935
								Estimated AADT	27,246

STATION I.L.
MACHINE NO.:

3C6P201A

NEW JERSEY DEPARTMENT OF TRANSPORTATION
DIVISION OF TRANSPORTATION DATA TECHNOLOGY
 BUREAU OF TRANSPORTATION DATA DEVELOPMENT

YEAR: 2002

2002

ROUTE: 1
MILEPOINT: 0.90
DIRECTION: SOUTH

RT. SUFFIX T
STREET: BLAKESLEE ROUTE
LOCATION: BET JACOBUS AVE & GYPSUM ST

COUNTY: HUDSON
MUNICIPALITY: KEARNY TOWN
PERFORMED BY: Infra Tech Associates

BEGIN DATE: 07/24/2002
BEGIN HOUR: 1100

FUNCTIONAL CLASS.	Urban/Other Principal Arterial
	14

2001	PATTERN FACTOR	2
		0.92

DATE/ HOUR	24-Jul-2002 WEDNESDAY	25-Jul-2002 THURSDAY	26-Jul-2002 FRIDAY	27-Jul-2002 SATURDAY	28-Jul-2002 SUNDAY	29-Jul-2002 MONDAY	30-Jul-2002 TUESDAY	HOUR	WEEKDAY AVERAGE
12M - 1 AM		523	458	599	668	353		12M - 1 AM	445
1 - 2		293	321	446	372	261		1 - 2	292
2 - 3		253	301	368	252	201		2 - 3	252
3 - 4		323	324	308	231	224		3 - 4	290
4 - 5		526	450	361	205	331		4 - 5	436
5 - 6		879	861	475	248	509		5 - 6	750
6 - 7		2,019	1,756	752	367	1,060		6 - 7	1,612
7 - 8		2,263	2,210	998	432	1,313		7 - 8	1,929
8 - 9		2,239	2,074	1,076	547	1,300		8 - 9	1,871
9 - 10		1,470	1,820	1,103	661	1,142		9 - 10	1,477
10 - 11		1,390	1,903	1,297	856	1,123		10 - 11	1,472
11 - 12N	1,678	1,782	2,005	1,407	918			11 - 12N	1,822
12N - 1 PM	1,720	1,548	2,165	1,485	1,105			12N - 1 PM	1,811
1 - 2	1,844	1,796	2,128	1,570	1,175			1 - 2	1,923
2 - 3	1,941	2,060	2,319	1,564	1,354			2 - 3	2,107
3 - 4	2,137	2,039	2,483	1,581	1,277			3 - 4	2,220
4 - 5	2,033	2,306	2,715	1,294	1,179			4 - 5	2,351
5 - 6	2,381	2,117	2,683	1,440	1,038			5 - 6	2,394
6 - 7	1,943	1,670	2,135	1,272	1,020			6 - 7	1,916
7 - 8	1,593	1,331	1,703	1,037	932			7 - 8	1,542
8 - 9	1,340	1,136	1,331	1,076	952			8 - 9	1,269
9 - 10	1,544	1,231	1,182	987	891			9 - 10	1,319
10 - 11	1,573	892	1,103	959	797			10 - 11	1,189
11 - 12M	742	532	901	817	589			11 - 12M	725
SUB-TOTAL	22,469	32,618	37,331	24,272	18,066	7,817		24 hours	33,412
10 AM - 6 PM	13,734	15,038	18,401	11,638	8,902	1,123		Pattern Factor	0.92
6 AM - 6 PM	13,734	23,029	26,261	15,567	10,909	5,638		Axle Crxn. Fctr.	0.935
								Estimated ADIT	28,741

PCVHRVOL-1 09/10/01

NEW JERSEY DEPARTMENT OF TRANSPORTATION
CONTROL STATION HOURLY VOLUME REPORT

PAGE 2
YEAR 2001

COUNTY HUDSON STATION ID 3D6C103
 MUNICIP. KEARNY TOWN ROUTE
 STREET CENTRAL AVE BRIDGE
 LOCATION S OF GYPSUM ST
 MILEPOST
 FUNC. CLASS 16 URBAN MINOR ARTERIAL
 PATTERN NO. 2
 PATTERN FAC. 0.94 MACHINE NO. 369
 AXLE CORR. FAC. 0.975 SUPERVISOR INFRATECH

HOUR	MON 08/27		TUE 08/28		WED 08/29		THU 8/30		FRI 8/31		SAT 9/01		SUN 9/02		AVG WEEKDAY		TOTAL
	N	S	N	S	N	S	N	S	N	S	N	S	N	S	N	S	
00-01			106	13	84	13									95	13	108
01-02			67	14	57	10									62	12	74
02-03			50	11	46	15									48	13	61
03-04			58	17	59	14									58	15	73
04-05			67	16	65	12									66	14	80
05-06			161	46	181	47									171	46	217
06-07			375	101	375	124									375	112	487
07-08			527	192	447	177									487	184	671
08-09			396	178	414	134									385	156	541
09-10			405	132	404	112									400	122	522
10-11			457	114	407	131									406	122	528
11-12			457	133	484	159									470	146	616
12-13			388	183	441	221									414	202	616
13-14	443	148	461	166											452	157	609
14-15	442	132	524	126											483	129	612
15-16	500	129	472	180											486	154	640
16-17	506	114	519	153											512	133	645
17-18	496	204	474	188											485	196	681
18-19	254	101	286	81											270	91	361
19-20	153	90	183	91											168	90	258
20-21	103	50	147	97											125	73	158
21-22	95	33	88	34											91	33	124
22-23	102	16	100	22											101	19	120
23-24	85	31	125	19											105	25	130
TOTAL	3179	1048	6793	2307	3464	1169									6715	2257	8972
10-6	2387	727	3700	1243	1332	511									3708	1239	4947

WEATHER (C)

(C)

(C)

AADT : 6154 2069 8223

DIVISION OF TRANSPORTATION DATA TECHNOLOGY
 BUREAU OF TRANSPORTATION DATA DEVELOPMENT
 IN CO-OPERATION WITH
 U.S. DEPARTMENT OF TRANSPORTATION
 FEDERAL HIGHWAY ADMINISTRATION

PCVHRVOL-1 02/10/00 NEW JERSEY DEPARTMENT OF TRANSPORTATION PAGE 142
 CONTROL STATION HOURLY VOLUME REPORT YEAR 1999

COUNTY HUDSON STATION ID 3-4-316
 MUNICIPAL KEARNY TOWN PATTERN NO. 2 ROUTE NU 7
 STREET LOCATION BET NEWARK TPK & I-95 OV PATTERN FAC. 0.93 MACHINE NO. 897
 MILEPOST 1.70 AXLE CORR FAC. 0.983 SUPERVISOR INFRATECH

HOUR	MON 08/02		TUE 08/03		WED 08/04		THU 8/05		FRI 8/06		SAT 8/07		SUN 8/08		AVG WEEKDAY		TOTAL
	E	W	E	W	E	W	E	W	E	W	E	W	E	W	E	W	
00-01			77	139	84	146									80	142	222
01-02			46	81	43	85									45	83	128
02-03			29	68	35	87									32	77	109
03-04			37	51	41	47									39	49	88
04-05			97	55	104	69									100	62	162
05-06			341	154	344	151									344	152	496
06-07			979	395	959	389									969	392	1361
07-08			1147	567	1079	603									1113	585	1698
08-09			959	611	943	600									951	605	1556
09-10			624	468	622	473									623	470	1093
10-11			585	475	579	459									582	467	1049
11-12			525	550	557	534									541	542	1083
12-13	550	430	576	514											563	472	1035
13-14	552	535	533	512											542	523	1065
14-15	617	557	639	614											628	585	1213
15-16	626	812	645	820											635	816	1451
16-17	662	955	644	965											653	960	1613
17-18	700	953	705	1064											702	1008	1710
18-19	491	695	528	740											509	717	1226
19-20	395	502	401	541											398	521	919
20-21	269	376	260	376											264	376	640
21-22	230	321	261	313											245	317	562
22-23	239	257	240	310											239	283	522
23-24	174	262	162	224											168	243	411
TOTAL	5505	6655	11040	10607	5394	3643									10965	10447	21412
10-6	3707	4242	4852	5514	1136	993									4846	5373	10219

WEATHER (C) (C) (C) AADT : 9718 9259 18977

DIVISION OF TRANSPORTATION DATA TECHNOLOGY
 BUREAU OF TRANSPORTATION DATA DEVELOPMENT
 IN CO-OPERATION WITH
 U. S. DEPARTMENT OF TRANSPORTATION
 FEDERAL HIGHWAY ADMINISTRATION

14 119 N of I-18

PCVHRVOL-1 01/21/00

NEW JERSEY DEPARTMENT OF TRANSPORTATION
CONTROL STATION HOURLY VOLUME REPORT

PAGE 34
YEAR 1999

COUNTY ESSEX
MUNICIP. NEWARK
STREET
LOCATION BET CHARLES & FOUNDRY ST
MILEPOST 50.50
FUNG. CLASS. 12 URBAN OTHER FWY OR EXPWY (CONN LINK)
PATTERN NO. 2
PATTERN FAC. O.93
AXLE CORR FAC. O.944
STATION ID 3-4-203
ROUTE US 1
MACHINE NO. 007
SUPERVISOR INFRATECH

HOUR	MON 8/16		TUE 08/17		WED 08/18		THU 08/19		FRI 8/20		SAT 8/21		SUN 8/22		AVG WEEKDAY		TOTAL
	E	W	E	W	E	W	E	W	E	W	E	W	E	W	E	W	
00-01			916	1280	929	1404									922	1342	2264
01-02			537	756	619	761									578	758	1336
02-03			474	593	493	598									483	595	1078
03-04			449	501	475	596									462	548	1010
04-05			795	970	811	917									803	943	1746
05-06			2113	1740	2045	1762									2079	1751	3830
06-07			3958	2942	4098	3168									4028	3055	7083
07-08			3835	3470	3764	3779									3799	3624	7423
08-09			3379	3227	3431	3289									3405	3258	6663
09-10			2917	2436	2888	2603									2902	2519	5421
10-11			2644	2410	2586	2317									2615	2363	4978
11-12			2573	2614	2603	2581									2588	2597	5185
12-13			2378	2583											2325	2595	4920
13-14			2484	2875											2461	2863	5324
14-15			2945	3136											2879	3082	5961
15-16			3088	3703	3189	3780									3138	3741	6879
16-17			3474	3951	3639	3621									3561	3786	7347
17-18			3468	4440	3312	2987									3390	3713	7103
18-19			3070	3976	2995	3905									3032	3940	6972
19-20			2575	3158	2562	3314									2568	3236	5804
20-21			1975	2388	2084	2448									2029	2418	4447
21-22			1994	2257	2036	2230									2015	2243	4258
22-23			2028	2101	1964	2017									1996	2059	4055
23-24			1401	1705	1491	1844									1446	1774	3220
TOTAL			30598	36166	55679	57679	24742	23775							55504	58803	14307
10-6			17555	20581	23174	24006	5189	4898							22957	24740	47697

WEATHER (C) (C) (C) AADT : 48728 51624 100352

DIVISION OF TRANSPORTATION DATA TECHNOLOGY
BUREAU OF TRANSPORTATION DATA DEVELOPMENT
IN CO-OPERATION WITH
U. S. DEPARTMENT OF TRANSPORTATION
FEDERAL HIGHWAY ADMINISTRATION

NEW JERSEY DEPARTMENT OF TRANSPORTATION
CONTROL STATION HOURLY VOLUME REPORT

PCVHRVOL-1 07/20/01

PAGE 4
YEAR 2000

STATION ID 3-4-201
ROUTE US 1

FUNC. CLASS. 12 URBAN OTHER FWY OR EXPWY (CONN LINK)

PATTERN NO. 2

PATTERN FAC. O.91

AXLE CORR FAC. O.886

COUNTY ESSEX
MUNICIP. NEWARK

STREET
LOCATION BET AIRPORT SERVICE RD &

MILEPOST 47.20

MACHINE NO.
SUPERVISOR

HOUR	MON 6/05		TUE 6/06		WED 6/07		THU 6/08		FRI 06/09		SAT 6/10		SUN 6/11		AVG WEEKDAY		TOTAL
	N	S	N	S	N	S	N	S	N	S	N	S	N	S	N	S	
00-01							692	1304	701	1300					696	1302	1998
01-02							549	786	550	891					549	838	1987
02-03							453	602	471	729					462	665	1127
03-04							423	618	447	646					435	632	1067
04-05							565	1122	604	1132					584	1127	1711
05-06							1510	2298	1459	2262					1484	2280	3764
06-07							2581	3239	2626	3177					2603	3208	5811
07-08							3064	3189	2891	3095					2977	3142	6119
08-09							2829	3076	2579	2778					2704	2927	5631
09-10							2135	2626	2030	2703					2082	2664	4746
10-11							1767	2707	1805	2725					1786	2716	4502
11-12							1911	2999	1365	2010					1638	2504	4142
12-13							1879	3052	1901	2975					1890	3013	4903
13-14							2032	3042	1941	3154					1986	3098	5084
14-15							2246	3214	2176	3476					2211	3345	5556
15-16							2452	3584	2461	3759					2456	3671	6127
16-17							2323	4167	2436	4131					2379	4149	6528
17-18							2466	4076	2266	4061					2366	4068	6434
18-19							1954	3867	2089	3835					2021	3851	5872
19-20							1772	3402	1887	3361					1829	3381	5210
20-21							1630	2748	1638	2769					1634	2758	4392
21-22							1657	2631	1689	2481					1673	2556	4229
22-23							1394	2420	1426	2378					1410	2399	3809
23-24							1147	1879	1076	1633					1111	1756	2867
TOTAL							22952	38082	41465	62579	17528	23448			40965	62050	3016
10-6							13398	21135	16859	27262	3170	4735			16712	26564	43276

WEATHER

AADT : 33029 50028 83057

DIVISION OF TRANSPORTATION DATA TECHNOLOGY
BUREAU OF TRANSPORTATION DATA DEVELOPMENT
IN CO-OPERATION WITH
U. S. DEPARTMENT OF TRANSPORTATION
FEDERAL HIGHWAY ADMINISTRATION

NEW JERSEY DEPARTMENT OF TRANSPORTATION
CONTROL STATION HOURLY VOLUME REPORT

COUNTY ESSEX
MUNICIP. NEWARK
STREET
LOCATION FROM NJ 21 SB TO I 280 E
MILEPOST 14.35

FUNC. CLASS. 11 URBAN INTERSTATE
PATTERN NO. 1
PATTERN FAC. 0.91
AXLE CORR FAC. 0.881

STATION ID 3SSD019
ROUTE I 280
MACHINE NO. 005
SUPERVISOR INFRATECH

HOUR	MON 11/06		TUE 11/07		WED 11/08		THU 11/09		FRI 11/10		SAT 11/11		SUN 11/12		AVG WEEKDAY			TOTAL
	E	W	E	W	E	W	E	W	E	W	E	W	E	W	E	W		
00-01			40		50		54		54		68		77		48		48	
01-02			25		41		50		50		68		94		38		38	
02-03			27		40		18		18		49		66		28		28	
03-04			29		25		31		31		37		38		28		28	
04-05			61		76		44		44		37		27		60		60	
05-06			172		182		159		159		90		27		171		171	
06-07			339		322		290		290		123		60		317		317	
07-08			365		389		337		337		152		64		363		363	
08-09			285		281		244		244		158		89		270		270	
09-10			278		302		269		269		172		99		283		283	
10-11			280		277		270		270		194		159		275		275	
11-12			278		267		312		312		208		194		285		285	
12-13			291		281		284		284		267		174		287		287	
13-14			233		319		282		282		227		245		280		280	
14-15			288		340		404		404		239		211		334		334	
15-16			358		345		352		352		227		229		352		352	
16-17			361		350		358		358		247		221		363		363	
17-18			411		379		352		352		226		186		376		376	
18-19			271		248		269		269		194		176		257		257	
19-20			201		219		215		215		190		160		210		210	
20-21			134		157		155		155		158		148		159		159	
21-22			209		110		105		105		135		146		145		145	
22-23			106		115		155		155		138		90		120		120	
23-24			83		101		125		125		118		62		97		97	
TOTAL			5040		5211		5187		5187		3722		3042		5146		5146	
10-6			2516		2558		2614		2614		1835		1619		2552		2552	
WEATHER			(C)		(C)		(C)		(C)		(C)		(C)		AADT :		4126	

DIVISION OF TRANSPORTATION DATA TECHNOLOGY
BUREAU OF TRANSPORTATION DATA DEVELOPMENT
IN CO-OPERATION WITH
U.S. DEPARTMENT OF TRANSPORTATION
FEDERAL HIGHWAY ADMINISTRATION

NEW JERSEY DEPARTMENT OF TRANSPORTATION
CONTROL STATION HOURLY VOLUME REPORT

PCVHRVOL-1 01/11/01

STATION ID 3SSD019
ROUTE I 280
MACHINE NO. 005
SUPERVISOR INFRATECH

FUNC. CLASS. 11 URBAN INTERSTATE
PATTERN NO. 1
PATTERN FAC. 0.91
AXLE CORR FAC. 0.881

COUNTY ESSEX
MUNICIP. NEWARK
STREET
LOCATION FROM NJ 21 SB TO I 280 E
MILEPOST 14.35

HOUR	MON 11/13		TUE 11/14		WED 11/15		THU 11/16		FRI 11/17		SAT 11/18		SUN 11/19		AVG WEEKDAY		TOTAL
	E	W	E	W	E	W	E	W	E	W	E	W	E	W	E	W	
00-01	40		38												39		39
01-02	28		35												31		31
02-03	37		28												32		32
03-04	21		42												31		31
04-05	81		61												71		71
05-06	157		178												167		167
06-07	348		347												347		347
07-08	389		417												403		403
08-09	342		302												322		322
09-10	283		284												283		283
10-11	296		337												316		316
11-12	280		295												287		287
12-13	258														258		258
13-14	293														293		293
14-15	299														299		299
15-16	384														384		384
16-17	461														461		461
17-18	406														406		406
18-19	218														218		218
19-20	181														181		181
20-21	120														120		120
21-22	111														111		111
22-23	124														124		124
23-24	63														63		63
TOTAL	5220		2364												5247		5247
10-6	2677		632												2704		2704

WEATHER (C) (C) AADT : 4207 4207

DIVISION OF TRANSPORTATION DATA TECHNOLOGY
BUREAU OF TRANSPORTATION DATA DEVELOPMENT
IN CO-OPERATION WITH
U.S. DEPARTMENT OF TRANSPORTATION
FEDERAL HIGHWAY ADMINISTRATION

PCVHRVOL-1 07/23/01

NEW JERSEY DEPARTMENT OF TRANSPORTATION
CONTROL STATION HOURLY VOLUME REPORT

PAGE 9
YEAR 2000

COUNTY ESSEX
MUNICIP. NEWARK
STREET
LOCATION BET AIRPORT SERVICE RD &
MILEPOST 47.20

FUNC. CLASS. 12 URBAN OTHER FWY OR EXPWY (CONN LINK)
PATTERN NO. 2
PATTERN FAC. 0.91
AXLE CORR FAC. 0.886

STATION ID 3-4-201
ROUTE US 1
MACHINE NO.
SUPERVISOR

HOUR	MON 6/05		TUE 6/06		WED 06/07		THU 06/08		FRI 06/09		SAT 6/10		SUN 6/11		AVG WEEKDAY		TOTAL
	N	S	N	S	N	S	N	S	N	S	N	S	N	S	N	S	
00-01							692	1304	701	1300					696	1302	1998
01-02							549	786	550	891					549	838	1387
02-03							453	602	471	729					462	665	1127
03-04							423	618	447	646					435	632	1067
04-05							565	1122	604	1132					584	1127	1711
05-06							1510	2298	1459	2262					1484	2280	3764
06-07							2581	3239	2626	3177					2603	3208	5811
07-08							3064	3189	2891	3095					2977	3142	6119
08-09							2829	3076	2579	2778					2704	2927	5631
09-10							2195	2626	2030	2703					2082	2664	4746
10-11							1767	2707	1805	2725					1786	2716	4502
11-12							1911	2999	1365	2010					1638	2504	4142
12-13						1879	3052	1901	2975						1890	3013	4903
13-14						2032	3042	1941	3154						1986	3098	5084
14-15						2246	3214	2176	3476						2211	3345	5556
15-16						2452	3584	2461	3759						2456	3671	6127
16-17						2323	4167	2436	4131						2379	4149	6528
17-18						2466	4076	2266	4061						2366	4068	6434
18-19						1954	3867	2089	3835						2021	3851	5872
19-20						1772	3402	1887	3361						1829	3381	5210
20-21						1630	2748	1638	2769						1634	2758	4392
21-22						1657	2631	1689	2481						1673	2556	4229
22-23						1394	2420	1426	2378						1410	2399	3809
23-24						1147	1879	1076	1633						1111	1756	2867
TOTAL						22952	38082	41465	62579	17528	23448				40966	62050	3016
10-6						13398	21135	16859	27262	3170	4735				16712	26564	43276

WEATHER

AADT : 33029 50028 83057

DIVISION OF TRANSPORTATION DATA TECHNOLOGY
BUREAU OF TRANSPORTATION DATA DEVELOPMENT
IN CO-OPERATION WITH
U. S. DEPARTMENT OF TRANSPORTATION
FEDERAL HIGHWAY ADMINISTRATION

PCVHRVOL-1 10/12/00

NEW JERSEY DEPARTMENT OF TRANSPORTATION
CONTROL STATION HOURLY VOLUME REPORT

PAGE 16
YEAR 2000

COUNTY ESSEX
MUNICIP. NEWARK
STREET
LOCATION BET MARKET ST & RAYMOND
MILEPOST 2.40

FUNC. CLASS. 14 URBAN OTHER PRIN. ART. (CONN LINK)
PATTERN NO. 2
PATTERN FAC. 0.93
AXLE CORR FAC. 0.931

STATION ID 3-4-306
ROUTE NJ 21
MACHINE NO. 006
SUPERVISOR INFRATECH

HOUR	MON 08/14		TUE 08/15		WED 08/16		THU 8/17		FRI 8/18		SAT 8/19		SUN 8/20		AVG WEEKDAY		TOTAL
	N	S	N	S	N	S	N	S	N	S	N	S	N	S	N	S	
00-01			465	277	470	283									467	280	747
01-02			390	162	344	193									337	177	514
02-03			210	126	247	124									228	125	353
03-04			198	194	176	197									187	195	382
04-05			214	412	214	346									214	379	593
05-06			586	848	575	909									580	878	1458
06-07			1190	1358	1123	1331									1156	1344	2500
07-08			1307	1454	1320	1419									1313	1436	2749
08-09			1384	1435	1304	1366									1344	1400	2744
09-10			1351	1123	1242	1253									1296	1188	2484
10-11			1200	928	1124	1223									1162	1075	2237
11-12			1219	963	1040	1258									1129	1110	2239
12-13	1249	1251	1296	1018											1272	1134	2406
13-14	1161	1197	1276	1040											1218	1118	2336
14-15	1249	1308	1326	1181											1287	1244	2531
15-16	1443	1376	1468	1429											1455	1402	2857
16-17	1485	1524	1619	1546											1552	1535	3087
17-18	1337	1473	1518	1494											1427	1483	2910
18-19	1344	1191	1357	1382											1350	1286	2636
19-20	1101	1086	1238	1153											1169	1119	2288
20-21	909	880	1059	993											984	936	1920
21-22	873	764	996	837											934	800	1734
22-23	715	632	917	708											816	670	1486
23-24	623	475	743	504											683	489	1172
TOTAL	13489	13157	24467	22565	9179	9902									23560	22803	46363
10-6	7924	8129	10922	9599	2164	2481									10502	10101	20603

WEATHER (C) (C) (C) AADT : 20399 19744 40143

DIVISION OF TRANSPORTATION DATA TECHNOLOGY
BUREAU OF TRANSPORTATION DATA DEVELOPMENT
IN CO-OPERATION WITH
U. S. DEPARTMENT OF TRANSPORTATION
FEDERAL HIGHWAY ADMINISTRATION

NEW JERSEY DEPARTMENT OF TRANSPORTATION
DIVISION OF TRAFFIC ENGINEERING & SAFETY
 BUREAU OF TRANSPORTATION DATA DEVELOPMENT

STATION I.D.: 3-4-606
 MACHINE NO.: 0

YEAR: 2002

COUNTY: ESSEX
 MUNICIPALITY: NEWARK CITY
 PERFORMED BY: Infra Tech Associates

RT. SUFFIX
 STREET: RAYMOND BLVD
 LOCATION: BET NJ 21 & RAYMOND PLAZA WEST

ROUTE:
 MILEPOINT:
 DIRECTION: BOTH
 DATE: 11/19/2002

2001
 PATTERN
 FACTOR 2
 0.92

05/30/2002

AXLE
 CORRECTION
 FACTOR 0.935

FUNCTIONAL CLASS.	Urban Other Principal Arterial
	14

TOTAL
 ESTIMATED
 AADT 30,319

SOUTHBOUND
 OR
 WESTBOUND
 AADT 18,927

NORTHBOUND
 OR
 EASTBOUND
 AADT 11,392

D-FACTOR: 0.62
 % OF
 HIGHEST HOUR
 IN PRIMARY
 DIRECTION

K-FACTOR: 0.11
 HIGHEST HOUR
 DIVIDED BY
 TOTAL AADT

NEW JERSEY DEPARTMENT OF TRANSPORTATION
 DIVISION OF TRAFFIC ENGINEERING & SAFETY
 BUREAU OF TRANSPORTATION DATA DEVELOPMENT

RT. SUFFIX: RAYMOND BLVD
 STREET: RAYMOND BLVD
 LOCATION: BET NJ 21 & RAYMOND PLAZA WEST

BEGIN DATE: 11/18/2002
 BEGIN HOUR: 1200

ROUTE: EAST
 MILEPOINT: EAST
 DIRECTION: EAST

2001
 PATTERN FACTOR: 2
 0.92

FUNCTIONAL CLASS: Urban Other Principal Arterial
 14

DATE/ HOUR	18-Nov-2002 MONDAY	19-Nov-2002 TUESDAY	20-Nov-2002 WEDNESDAY	21-Nov-2002 THURSDAY	22-Nov-2002 FRIDAY	23-Nov-2002 SATURDAY	24-Nov-2002 SUNDAY	HOUR	WEEKDAY AVERAGE
12M - 1 AM		127	178					12M - 1 AM	153
1 - 2		106	91					1 - 2	99
2 - 3		78	91					2 - 3	85
3 - 4		56	63					3 - 4	60
4 - 5		94	120					4 - 5	107
5 - 6		319	279					5 - 6	299
6 - 7		859	748					6 - 7	804
7 - 8		1,273	1,226					7 - 8	1,250
8 - 9		1,227	1,203					8 - 9	1,215
9 - 10		841	801					9 - 10	821
10 - 11		629	605					10 - 11	617
11 - 12N		659	677					11 - 12N	668
12N - 1 PM	660	687						12N - 1 PM	674
1 - 2	705	700						1 - 2	703
2 - 3	765	732						2 - 3	749
3 - 4	697	789						3 - 4	743
4 - 5	910	888						4 - 5	899
5 - 6	848	531						5 - 6	690
6 - 7	727	611						6 - 7	669
7 - 8	517	510						7 - 8	514
8 - 9	428	476						8 - 9	452
9 - 10	398	418						9 - 10	408
10 - 11	329	312						10 - 11	321
11 - 12M	245	253						11 - 12M	249
SUB-TOTAL	7,229	13,175	6,082	0	0	0	0	24 hours	13,243
10 AM - 6 PM	4,585	5,615	1,282	0	0	0	0	Pattern Factor	0.92
6 AM - 6 PM	4,585	9,815	5,260	0	0	0	0	Axle Crxn. Fctr.	0.935
								Estimated AADT	11,392

ROUTE: RT. SUFFIX
 MILEPOINT: STREET: RAYMOND BLVD
 DIRECTION: WEST LOCATION: BET NJ 21 & RAYMOND PLAZA WEST

BEGIN DATE: 11/18/2002
 BEGIN HOUR: 1200

FUNCTIONAL CLASS.	Urban Other Principal Arterial
	14

PATTERN FACTOR	2001
	2
	0.92

DATE/ HOUR	18-Nov-2002 MONDAY	19-Nov-2002 TUESDAY	20-Nov-2002 WEDNESDAY	21-Nov-2002 THURSDAY	22-Nov-2002 FRIDAY	23-Nov-2002 SATURDAY	24-Nov-2002 SUNDAY	HOUR	WEEKDAY AVERAGE
12M - 1 AM		246	242					12M - 1 AM	244
1 - 2		118	116					1 - 2	117
2 - 3		89	106					2 - 3	98
3 - 4		71	92					3 - 4	82
4 - 5		122	121					4 - 5	122
5 - 6		342	387					5 - 6	365
6 - 7		1,041	968					6 - 7	1,005
7 - 8		1,752	1,722					7 - 8	1,737
8 - 9		1,942	2,075					8 - 9	2,009
9 - 10		1,513	1,217					9 - 10	1,365
10 - 11		1,086	918					10 - 11	1,002
11 - 12N		993	875					11 - 12N	934
12N - 1 PM	1,022	1,066						12N - 1 PM	1,044
1 - 2	1,055	1,091						1 - 2	1,073
2 - 3	1,105	1,141						2 - 3	1,123
3 - 4	1,467	1,434						3 - 4	1,451
4 - 5	1,653	1,602						4 - 5	1,628
5 - 6	1,812	1,261						5 - 6	1,537
6 - 7	1,581	1,486						6 - 7	1,534
7 - 8	950	1,183						7 - 8	1,067
8 - 9	768	861						8 - 9	815
9 - 10	664	747						9 - 10	706
10 - 11	545	626						10 - 11	586
11 - 12M	367	365						11 - 12M	366
SUB-TOTAL	12,989	22,178	8,839	0	0	0	0	24 hours	22,003
10 AM - 6 PM	8,114	9,674	1,793	0	0	0	0	Pattern Factor	0.92
6 AM - 6 PM	8,114	15,922	7,775	0	0	0	0	Axle Crxn. Fctr.	0.935
								Estimated AADT	18,927

STATION I.D.: 3-4-305

YEAR: 2002

NEW JERSEY DEPARTMENT OF TRANSPORTATION

DIVISION OF TRAFFIC ENGINEERING & SAFETY
BUREAU OF TRANSPORTATION DATA DEVELOPMENT

MACHINE NO.: 0

COUNTY: ESSEX
MUNICIPALITY: NEWARK CITY
PERFORMED BY: Infra Tech Associates

RT. SUFFIX

ROUTE: 21

STREET:

MILEPOINT: 1.65

LOCATION: BET MULBERRY & CHESTNUT STS

DIRECTION: BOTH

DATE: 11/19/2002

FUNCTIONAL CLASS.	Urban Other Principal Arterial
	14

2001	2
PATTERN FACTOR	0.92

05/30/2002

SOUTHBOUND OR WESTBOUND AADT	18,629
---------------------------------------	--------

TOTAL ESTIMATED AADT	37,518
----------------------------	--------

NORTHBOUND OR EASTBOUND AADT	18,890
---------------------------------------	--------

AXLE CORRECTION FACTOR	0.935
------------------------------	-------

K-FACTOR: HIGHEST HOUR DIVIDED BY TOTAL AADT	0.08
---	------

D-FACTOR: % OF HIGHEST HOUR IN PRIMARY DIRECTION	0.53
--	------

DATE/HOUR	18-Nov-2002 MONDAY	19-Nov-2002 TUESDAY	20-Nov-2002 WEDNESDAY	21-Nov-2002 THURSDAY	22-Nov-2002 FRIDAY	23-Nov-2002 SATURDAY	24-Nov-2002 SUNDAY	WEEKDAY AVERAGE
12M - 1 AM		338	339					339
1 - 2		172	207					190
2 - 3		179	166					173
3 - 4		167	178					173
4 - 5		262	284					273
5 - 6		644	609					627
6 - 7		1,288	1,307					1,298
7 - 8		1,613	1,584					1,599
8 - 9		1,692	1,744					1,718
9 - 10		1,372	1,308					1,340
10 - 11		1,078	1,048					1,063
11 - 12N		1,141	1,193					1,167
12N - 1 PM	1,136	1,124						1,130
1 - 2	1,127	1,141						1,134
2 - 3	1,346	1,197						1,272
3 - 4	1,448	1,262						1,355
4 - 5	1,417	1,086						1,252
5 - 6	1,296	483						890
6 - 7	1,309	995						1,152
7 - 8	1,000	922						961
8 - 9	808	859						834
9 - 10	792	824						808
10 - 11	713	664						689
11 - 12M	524	533						529
SUB-TOTAL	12,916	21,036	9,967	0	0	0	0	21,960
10 AM - 6 PM	7,770	8,512	2,241	0	0	0	0	0.92
6 AM - 6 PM	7,770	14,477	8,184	0	0	0	0	0.935
								Estimated AADT
								18,890

DATE/HOUR	18-Nov-2002 MONDAY	19-Nov-2002 TUESDAY	20-Nov-2002 WEDNESDAY	21-Nov-2002 THURSDAY	22-Nov-2002 FRIDAY	23-Nov-2002 SATURDAY	24-Nov-2002 SUNDAY	WEEKDAY AVERAGE
12M - 1 AM		338	339					339
1 - 2		172	207					190
2 - 3		179	166					173
3 - 4		167	178					173
4 - 5		262	284					273
5 - 6		644	609					627
6 - 7		1,288	1,307					1,298
7 - 8		1,613	1,584					1,599
8 - 9		1,692	1,744					1,718
9 - 10		1,372	1,308					1,340
10 - 11		1,078	1,048					1,063
11 - 12N		1,141	1,193					1,167
12N - 1 PM	1,136	1,124						1,130
1 - 2	1,127	1,141						1,134
2 - 3	1,346	1,197						1,272
3 - 4	1,448	1,262						1,355
4 - 5	1,417	1,086						1,252
5 - 6	1,296	483						890
6 - 7	1,309	995						1,152
7 - 8	1,000	922						961
8 - 9	808	859						834
9 - 10	792	824						808
10 - 11	713	664						689
11 - 12M	524	533						529
SUB-TOTAL	12,916	21,036	9,967	0	0	0	0	21,960
10 AM - 6 PM	7,770	8,512	2,241	0	0	0	0	0.92
6 AM - 6 PM	7,770	14,477	8,184	0	0	0	0	0.935
								Estimated AADT
								18,890

DATE/HOUR	18-Nov-2002 MONDAY	19-Nov-2002 TUESDAY	20-Nov-2002 WEDNESDAY	21-Nov-2002 THURSDAY	22-Nov-2002 FRIDAY	23-Nov-2002 SATURDAY	24-Nov-2002 SUNDAY	WEEKDAY AVERAGE
12M - 1 AM		338	339					339
1 - 2		172	207					190
2 - 3		179	166					173
3 - 4		167	178					173
4 - 5		262	284					273
5 - 6		644	609					627
6 - 7		1,288	1,307					1,298
7 - 8		1,613	1,584					1,599
8 - 9		1,692	1,744					1,718
9 - 10		1,372	1,308					1,340
10 - 11		1,078	1,048					1,063
11 - 12N		1,141	1,193					1,167
12N - 1 PM	1,136	1,124						1,130
1 - 2	1,127	1,141						1,134
2 - 3	1,346	1,197						1,272
3 - 4	1,448	1,262						1,355
4 - 5	1,417	1,086						1,252
5 - 6	1,296	483						890
6 - 7	1,309	995						1,152
7 - 8	1,000	922						961
8 - 9	808	859						834
9 - 10	792	824						808
10 - 11	713	664						689
11 - 12M	524	533						529
SUB-TOTAL	12,916	21,036	9,967	0	0	0	0	21,960
10 AM - 6 PM	7,770	8,512	2,241	0	0	0	0	0.92
6 AM - 6 PM	7,770	14,477	8,184	0	0	0	0	0.935
								Estimated AADT
								18,890

DATE/HOUR	18-Nov-2002 MONDAY	19-Nov-2002 TUESDAY	20-Nov-2002 WEDNESDAY	21-Nov-2002 THURSDAY	22-Nov-2002 FRIDAY	23-Nov-2002 SATURDAY	24-Nov-2002 SUNDAY	WEEKDAY AVERAGE
12M - 1 AM		338	339					339
1 - 2		172	207					190
2 - 3		179	166					173
3 - 4		167	178					173
4 - 5		262	284					273
5 - 6		644	609					627
6 - 7		1,288	1,307					1,298
7 - 8		1,613	1,584					1,599
8 - 9		1,692	1,744					1,718
9 - 10		1,372	1,308					1,340
10 - 11		1,078	1,048					1,063
11 - 12N		1,141	1,193					1,167
12N - 1 PM	1,136	1,124						1,130
1 - 2	1,127	1,141						1,134
2 - 3	1,346	1,197						1,272
3 - 4	1,448	1,262						1,355
4 - 5	1,417	1,086						1,252
5 - 6	1,296	483						890
6 - 7	1,309	995						1,152
7 - 8	1,000	922						961
8 - 9	808	859						834
9 - 10	792	824						808
10 - 11	713	664						689
11 - 12M	524	533						529
SUB-TOTAL	12,916	21,036	9,967	0	0	0	0	21,960
10 AM - 6 PM	7,770	8,512	2,241	0	0	0	0	0.92
6 AM - 6 PM	7,770	14,477	8,184	0	0	0	0	0.935
								Estimated AADT
								18,890

DATE/HOUR	18-Nov-2002 MONDAY	19-Nov-2002 TUESDAY	20-Nov-2002 WEDNESDAY	21-Nov-2002 THURSDAY	22-Nov-2002 FRIDAY	23-Nov-2002 SATURDAY	24-Nov-2002 SUNDAY	WEEKDAY AVERAGE
12M - 1 AM		338	339					339
1 - 2		172	207					190
2 - 3		179	166					173
3 - 4		167	178					173
4 - 5		262	284					273
5 - 6		644	609					627
6 - 7		1,288	1,307					1,298
7 - 8		1,613	1,584					1,599
8 - 9		1,692	1,744					1,718
9 - 10		1,372	1,308					1,340
10 - 11		1,078	1,048					1,063
11 - 12N		1,141	1,193					1,167
12N - 1 PM	1,136	1,124						1,130
1 - 2	1,127	1,141						1,134
2 - 3	1,346	1,197						1,272
3 - 4	1,448	1,262						1,355
4 - 5	1,417	1,086						1,252
5 - 6	1,296	483						890
6 - 7	1,309	995						1,152
7 - 8	1,000	922						961
8 - 9	808	859						834
9 - 10	792	824						808
10 - 11	713	664						689
11 - 12M	524	533						529
SUB-TOTAL	12,916	21,036	9,967	0	0	0	0	21,960
10 AM - 6 PM	7,770	8,512	2,241	0	0	0	0	0.92
6 AM - 6 PM	7,770	14,477	8,184	0	0	0	0	0.935
								Estimated AADT
								18,890

DATE/HOUR	18-Nov-2002 MONDAY	19-Nov-2002 TUESDAY	20-Nov-2002 WEDNESDAY	21-Nov-2002 THURSDAY	22-Nov-2002 FRIDAY	23-Nov-2002 SATURDAY	24-Nov-2002 SUNDAY	WEEKDAY AVERAGE
12M - 1 AM		338	339					339
1								

NEW JERSEY DEPARTMENT OF TRANSPORTATION
DIVISION OF TRAFFIC ENGINEERING & SAFETY
 BUREAU OF TRANSPORTATION DATA DEVELOPMENT

COUNTY: ESSEX
 MUNICIPALITY: NEWARK CITY
 PERFORMED BY: Infra Tech Associates

RT. SUFFIX: 21
 STREET: 1.65
 LOCATION: BET MULBERRY & CHESTNUT STS

ROUTE: 21
 MILEPOINT: 1.65
 DIRECTION: SOUTH

2001

PATTERN FACTOR	2
	0.92

FUNCTIONAL CLASS.	Urban Other Principal Arterial
	14

BEGIN DATE: 11/18/2002
 BEGIN HOUR: 1200

DATE/HOUR	18-Nov-2002 MONDAY	19-Nov-2002 TUESDAY	20-Nov-2002 WEDNESDAY	21-Nov-2002 THURSDAY	22-Nov-2002 FRIDAY	23-Nov-2002 SATURDAY	24-Nov-2002 SUNDAY	HOUR	WEEKDAY AVERAGE
12M - 1 AM		255	224					12M - 1 AM	240
1 - 2		114	152					1 - 2	133
2 - 3		171	160					2 - 3	166
3 - 4		243	251					3 - 4	247
4 - 5		384	408					4 - 5	396
5 - 6		796	664					5 - 6	730
6 - 7		1,240	948					6 - 7	1,094
7 - 8		1,152	1,015					7 - 8	1,084
8 - 9		983	961					8 - 9	972
9 - 10		949	886					9 - 10	918
10 - 11		1,158	1,031					10 - 11	1,095
11 - 12N		1,218	1,089					11 - 12N	1,154
12N - 1 PM	1,171	1,153						12N - 1 PM	1,162
1 - 2	1,182	1,271						1 - 2	1,227
2 - 3	1,318	1,387						2 - 3	1,353
3 - 4	1,485	1,538						3 - 4	1,512
4 - 5	1,605	1,592						4 - 5	1,599
5 - 6	1,582	1,582						5 - 6	1,582
6 - 7	1,438	1,441						6 - 7	1,440
7 - 8	1,040	1,076						7 - 8	1,058
8 - 9	787	881						8 - 9	834
9 - 10	698	733						9 - 10	716
10 - 11	564	559						10 - 11	562
11 - 12M	401	377						11 - 12M	389
SUB-TOTAL	13,271	22,253	7,789	0	0	0	0	24 hours	21,657
10 AM - 6 PM	8,343	10,899	2,120	0	0	0	0	Pattern Factor	0.92
6 AM - 6 PM	8,343	15,223	5,930	0	0	0	0	Axle Crxn. Fctr.	0.935
								Estimated AADT	18,629

COUNTY ESSEX STATION ID 3S6D201
 MUNICIP. NEWARK ROUTE NJ 21
 STREET JUST NORTH OF CLAY ST
 LOCATION 3.50 MILEPOST
 MILEPOST 3.50
 FUNC. CLASS. 14 URBAN OTHER PRIN. ART. (CONN LINK)
 PATTERN NO. 2
 PATTERN FAC. 0.92
 AXLE CORR FAC. 0.935
 MACHINE NO. 836
 SUPERVISOR INFRA TECH

HOUR	MON 11/11		TUE 11/12		WED 11/13		THU 11/14		FRI 11/15		SAT 11/16		SUN 11/17		AVG WEEKDAY		TOTAL	
	S	N	S	N	S	N	S	N	S	N	S	N	S	N	S	N		
00-01																	576	496
01-02																	423	351
02-03																	340	299
03-04																	324	269
04-05																	320	192
05-06																	502	243
06-07																	791	361
07-08																	881	425
08-09																	1073	525
09-10																	1264	720
10-11																	1428	919
11-12																	1416	1007
12-13																	1478	1126
13-14																	1445	1206
14-15																	1499	1332
15-16																	1392	1252
16-17																	1339	1222
17-18																	1304	1277
18-19																	1208	1003
19-20																	1524	869
20-21																	1144	747
21-22																	889	640
22-23																	728	620
23-24																	802	423
TOTAL																	11105	17524
10-6																	3943	9341

WEATHER (C) (C) (C) AADT :

DIVISION OF TRANSPORTATION DATA TECHNOLOGY
 BUREAU OF TRANSPORTATION DATA DEVELOPMENT
 IN CO-OPERATION WITH
 U.S. DEPARTMENT OF TRANSPORTATION
 FEDERAL HIGHWAY ADMINISTRATION

PCVHRVOL-1 07/10/01

NEW JERSEY DEPARTMENT OF TRANSPORTATION
CONTROL STATION HOURLY VOLUME REPORT

PAGE 18
YEAR 2001

COUNTY ESSEX
MUNICIP. NEWARK
STREET
LOCATION BET LOMBARDI & BRIDGE ST
MILEPOST 3.05

FUNC. CLASS. 14 URBAN OTHER PRIN. ART. (CONN LINK)
PATTERN NO. 2
PATTERN FAC. 0.92
AXLE CORR FAC. 0.922

STATION ID 3-4-307
ROUTE NJ 21
MACHINE NO. 593
SUPERVISOR INFRA TECH

HOUR	MON 04/30		TUE 05/01		WED 05/02		THU 5/03		FRI 5/04		SAT 5/05		SUN 5/06		AVG WEEKDAY		TOTAL
	N	S	N	S	N	S	N	S	N	S	N	S	N	S	N	S	
00-01			468	321	481	349									474	335	809
01-02			292	190	348	233									320	211	531
02-03			226	176	238	193									232	184	416
03-04			177	245	186	249									181	247	428
04-05			250	481	230	460									240	470	710
05-06			532	1186	593	1213									562	1199	1761
06-07			1268	2113	1276	2091									1272	2102	3374
07-08			1441	2108	1501	2130									1471	2119	3590
08-09			1389	2129	1342	2118									1365	2123	3488
09-10			1161	1870	1234	1902									1197	1886	3083
10-11			1267	1600	1355	1581									1311	1590	2901
11-12			1477	1564	1414	1547									1445	1555	3000
12-13			1446	1544	1514	1550									1480	1547	3027
13-14	1579	1597	1435	1571											1507	1584	3091
14-15	1650	1633	1613	1522											1631	1577	3208
15-16	2001	1750	1950	1520											1975	1635	3610
16-17	2297	1723	2231	1386											2264	1554	3818
17-18	2279	1864	1852	1414											2065	1639	3704
18-19	2125	1647	1924	1333											2024	1490	3514
19-20	1716	1310	1870	1156											1793	1233	3026
20-21	1376	1164	1366	1049											1371	1106	2477
21-22	1254	1007	1314	964											1284	985	2269
22-23	1008	833	1102	828											1055	830	1885
23-24	749	559	755	577											752	568	1320
TOTAL	18034	15087	28806	28847	11712	15616									29271	29769	59040
10-6	9806	8567	13271	12121	4283	4678									13678	12681	26359

WEATHER (C) (C) (C)

AADT : 24829 25251 50080

DIVISION OF TRANSPORTATION DATA TECHNOLOGY
BUREAU OF TRANSPORTATION DATA DEVELOPMENT
IN CO-OPERATION WITH
U. S. DEPARTMENT OF TRANSPORTATION
FEDERAL HIGHWAY ADMINISTRATION

COUNTY ESSEX
MUNICIP. NEWARK
STREET
LOCATION B PASSAIC AVE & BROAD ST
MILEPOST 11.42

FUNC. CLASS. 11 URBAN INTERSTATE
PATTERN NO. 1
PATTERN FAC. 0.89
AXLE CORR. FAC. 0.848

STATION ID 3D6C104
ROUTE I 280

MACHINE NO. 005
SUPERVISOR INFRA TECH

HOUR	MON 8/27		TUE 08/28		WED 08/29		THU 08/30		FRI 8/31		SAT 9/01		SUN 9/02		AVG WEEKDAY		TOTAL
	E	W	E	W	E	W	E	W	E	W	E	W	E	W	E	W	
00-01					569	967	695	804							632	885	1517
01-02					307	517	298	558							302	537	839
02-03					247	378	265	442							256	410	666
03-04					244	372	280	383							262	377	639
04-05					460	424	511	467							485	445	930
05-06					1445	837	1438	846							1441	841	2282
06-07					3094	2261	3086	2292							3090	2276	5366
07-08					3377	3524	3286	3513							3331	3518	6849
08-09					3171	3542	2695	3341							2933	3441	6374
09-10					2532	2459	2743	2569							2637	2514	5151
10-11					2198	2014	2184	2150							2191	2082	4273
11-12			1574	2158	2100	2102									1837	2130	3967
12-13			2168	2070	2176	2138									2172	2104	4276
13-14			2197	2195	2129	2298									2163	2246	4409
14-15			2412	2586	2444	2571									2428	2578	5006
15-16			2742	3091	2897	3119									2819	3105	5924
16-17			3382	3461	3317	3386									3349	3423	6772
17-18			3670	3476	3477	3584									3573	3530	7103
18-19			2848	3430	2967	3457									2907	3443	6350
19-20			2135	2758	2153	2792									2144	2775	4919
20-21			1694	2179	1822	2246									1758	2212	3970
21-22			1454	1829	1595	1689									1524	1759	3283
22-23			1444	1683	1490	1560									1467	1621	3088
23-24			1019	1288	1054	1213									1036	1250	2286
TOTAL			28739	32204	47265	49450	17481	17365							46737	49502	96239
10-6			18145	19037	20738	21212	2184	2150							20532	21198	41730

WEATHER

(C)

(C)

(C)

AADT : 35273 37360 72633

DIVISION OF TRANSPORTATION DATA TECHNOLOGY
BUREAU OF TRANSPORTATION DATA DEVELOPMENT
IN CO-OPERATION WITH
U.S. DEPARTMENT OF TRANSPORTATION
FEDERAL HIGHWAY ADMINISTRATION

NEW JERSEY DEPARTMENT OF TRANSPORTATION
CONTROL STATION HOURLY VOLUME REPORT

ROUTE US 1 MILEPOST 55.73 STATION ID 3-1-19
 COINC RT TONNELLE AVE COUNTY HUDSON METER NO.
 STREET B NEW COUNTY RD, C0653 & NORTH ST MUNIC. JERSEY CITY YEAR 2002
 LOCATION

HOUR	MON 03/18		TUE 03/19	WED 03/20	THU 03/21	FRI 03/22	SAT 03/23	SUN 03/24
	N	S						
0-1	226	278						
1-2	188	189						
2-3	147	150						
3-4	138	168						
4-5	242	282						
5-6	518	775						
6-7	717	1362						
7-8	818	1347						
8-9	820	1210						
9-10								
10-11								
11-12								
12-13								
13-14								
14-15								
15-16								
16-17								
17-18								
18-19								
19-20								
20-21								
21-22								
22-23								
23-24								
TOTAL								
10AM-6PM								
WEATHER								
HOLIDAY								

* HOSE OUT
 ** CLOCK TROUBLE
 *** OTHER TROUBLES
 E ESTIMATED

DIVISION OF DATA BASE GENERATION
 BUREAU OF DATA RESOURCES
 IN CO-OPERATION WITH
 U.S. DEPARTMENT OF TRANSPORTATION
 FEDERAL HIGHWAY ADMINISTRATION

C CLEAR
 F FOG
 R RAIN
 S SNOW
 I ICE

ROUTE US 1 MILEPOST 55.73 STATION ID 3-1-19
 COINC RT TONNELLE AVE METER NO.
 STREET B NEW COUNTY RD,CG653 & NORTH ST YEAR 2002
 LOCATION COUNTY HUDSON
 MUNIC. JERSEY CITY

HOUR	MON 03/11		TUE 03/12		WED 03/13		THU 03/14		FRI 03/15		SAT 03/16		SUN 03/17	
	N	S	N	S	N	S	N	S	N	S	N	S	N	S
0-1	230	323	312	368	327	396	297	385	351	476	497	694	453	690
1-2	180	172	185	203	216	214	227	230	261	263	341	516	355	451
2-3	141	152	179	178	176	209	208	222	213	241	238	381	330	418
3-4	144	173	187	196	167	197	160	225	221	257	148	328	288	359
4-5	226	314	260	374	259	394	272	412	275	378	239	318	202	268
5-6	552	764	547	866	520	829	540	849	539	877	345	448	259	260
6-7	813	1377	814	1460	760	1483	800	1545	763	1531	468	676	313	306
7-8	890	1483	907	1571	816	1455	899	1543	895	1577	581	840	358	460
8-9	862	1386	874	1332	860	1254	856	1369	895	1269	671	1094	402	626
9-10	752	1175	735	1229	718	1145	761	1178	785	1199	784	1143	566	749
10-11	691	768	711	1044	720	1094	722	1132	748	1013	808	1128	633	936
11-12	728	1040	752	1027	705	975	725	1076	778	1145	923	1217	760	1066
12-13	758	1017	745	1147	760	1044	741	1132	840	1160	970	1323	883	1047
13-14	783	1088	791	1135	733	1068	854	1084	821	1086	1009	1365	946	1180
14-15	856	1131	857	1111	778	1098	853	1119	290	1195	1028	1250	1044	1307
15-16	922	1188	903	1263	839	1244	819	1213	923	1271	827	1443	967	1337
16-17	922	1246	1006	1346	924	1094	926	1296	1006	1351	940	1301	937	1237
17-18	985	1409	1029	1366	892	1272	900	1408	1025	1348	929	1392	918	1215
18-19	926	1197	971	1211	883	1150	783	1250	974	1293	932	1356	806	1181
19-20	848	1084	838	1018	766	1070	758	1020	950	1217	873	1194	756	1033
20-21	761	881	706	827	657	872	788	955	816	1078	816	1111	655	929
21-22	630	840	657	837	620	874	728	955	766	1000	719	1042	580	847
22-23	581	755	648	805	607	853	656	865	726	1057	785	1088	521	736
23-24	450	564	442	702	424	593	481	677	592	989	651	960	391	501
TOTAL	15637	21527	16056	22616	15127	21877	15754	23140	16453	24271	16522	23608	14323	19139
10AM-6PM	6651	8887	6794	9439	6351	8889	6540	9460	6431	9569	7434	10419	7088	9325
WEATHER	()	()	()	()	(R)	()	()	()	()	()	()	()	()	()
HOLIDAY														

* HOSE OUT
 ** CLOCK TROUBLE
 *** OTHER TROUBLES
 E ESTIMATED

C CLEAR
 F FOG
 R RAIN
 S SNOW
 I ICE

DIVISION OF DATA BASE GENERATION
 BUREAU OF DATA RESOURCES
 IN CO-OPERATION WITH
 U.S. DEPARTMENT OF TRANSPORTATION
 FEDERAL HIGHWAY ADMINISTRATION

NEW JERSEY DEPARTMENT OF TRANSPORTATION
CONTROL STATION HOURLY VOLUME REPORT

ROUTE US 1 MILEPOST 55.73 COUNTY HUDSON STATION ID 3-1-19
 COINC RT TONNELLE AVE MUNIC. JERSEY CITY METER NO.
 STREET B NEW COUNTY RD, C0653 & NORTH ST YEAR 2002
 LOCATION

HOUR	MON 03/04		TUE 03/05		WED 03/06		THU 03/07		FRI 03/08		SAT 03/09		SUN 03/10	
	N	S	N	S	N	S	N	S	N	S	N	S	N	S
0-1	246	332	242	370	286	379	315	418	358	484	458	648	455	666
1-2	189	173	190	188	204	230	222	239	254	296	293	457	339	461
2-3	141	167	172	158	172	186	198	203	227	254	298	404	313	375
3-4	137	145	168	195	160	198	177	213	215	230	234	305	265	321
4-5	238	325	271	371	253	351	253	357	275	393	238	301	178	249
5-6	535	810	522	831	538	870	506	874	561	828	311	420	240	263
6-7	795	1450	795	1520	821	1484	764	1569	792	1495	484	708	276	312
7-8	884	1631	863	1591	902	1602	859	1543	883	1552	607	772	352	433
8-9	725	1407	816	1371	908	1333	837	1343	869	1291	717	1011	398	517
9-10	766	1185	803	1221	728	1208	806	1258	725	1181	750	1074	536	745
10-11	715	1098	733	1099	790	1147	744	1150	749	1126	910	1135	663	880
11-12	708	995	721	1119	755	1024	742	1153	800	1122	957	1318	764	977
12-13	801	1083	734	1161	741	1131	757	1146	821	1247	1026	1385	851	1127
13-14	766	1084	798	1092	817	1119	884	1257	791	1130	1015	1430	898	1269
14-15	873	1219	870	1158	847	1180	885	1212	863	1316	1066	1362	960	1255
15-16	890	1237	913	1334	918	1321	918	1215	908	1320	1004	1465	952	1298
16-17	976	1370	979	1283	957	1363	977	1392	985	1380	958	1408	870	1188
17-18	1015	1368	1006	1139	977	1343	995	1438	839	1497	989	1394	891	1185
18-19	944	1161	929	1316	857	1240	981	1307	981	1279	925	1329	889	1243
19-20	788	1051	813	1057	862	1100	834	1045	898	1130	920	1171	734	1045
20-21	698	756	677	794	725	935	749	949	757	1047	729	1054	693	873
21-22	629	785	695	824	753	903	695	859	682	988	754	1097	552	736
22-23	540	645	603	714	593	847	626	875	675	990	711	1055	486	690
23-24	398	549	456	569	458	569	500	663	568	914	592	1026	393	517
TOTAL	15397	22026	15769	22475	16022	23063	16178	23678	16476	24490	16946	23729	13948	18625
10AM-6PM	6744	9454	6754	9385	6802	9628	6856	9963	6756	10138	7925	10897	6849	9179
WEATHER	()	()	()	()	()	()	()	()	()	()	()	()	()	()
HOLIDAY	()	()	()	()	()	()	()	()	()	()	()	()	()	()

* HOSE OUT
 ** CLOCK TROUBLE
 *** OTHER TROUBLES
 E ESTIMATED

DIVISION OF DATA BASE GENERATION
 BUREAU OF DATA RESOURCES
 IN CO-OPERATION WITH
 U.S. DEPARTMENT OF TRANSPORTATION
 FEDERAL HIGHWAY ADMINISTRATION

C CLEAR
 F FOG
 R RAIN
 S SNOW
 I ICE

ROUTE US 1 MILEPOST 55.73 COUNTY HUDSON STATION ID 3-1-19
 GOING RT TONNELLE AVE MUNIC. JERSEY CITY METER NO.
 STREET LOCATION B NEW COUNTY RD, C0653 & NORTH ST YEAR 2002

HOUR	MON 02/25		TUE 02/26		WED 02/27		THU 02/28		FRI 03/01		SAT 03/02		SUN 03/03	
	N	S	N	S	N	S	N	S	N	S	N	S	N	S
0-1	267	291	307	350	291	385	306	383	337	441	467	664	434	607
1-2	203	180	189	175	174	230	218	244	251	258	356	461	276	396
2-3	142	154	173	176	172	193	165	217	226	236	290	366	250	330
3-4	168	184	162	185	177	199	154	218	202	240	272	309	234	275
4-5	261	346	259	348	245	374	244	349	288	387	219	294	179	217
5-6	499	781	533	846	532	841	522	832	543	809	309	418	202	210
6-7	792	1448	762	1495	777	1484	805	1516	749	1493	481	693	255	269
7-8	891	1543	917	1581	856	1481	867	1487	903	1490	541	816	341	478
8-9	886	1389	861	1015	810	1333	859	1355	889	1347	712	1063	395	557
9-10	753	1140	707	1257	665	1124	753	1136	738	1176	771	1140	506	732
10-11	739	1111	801	1090	660	1107	686	1177	691	1184	842	1179	681	806
11-12	734	1063	728	1103	681	918	702	1014	800	1142	894	1218	748	974
12-13	764	1096	775	1123	781	1021	805	1206	800	1215	1045	1354	886	1046
13-14	856	1111	836	1131	804	1036	867	1100	848	1137	1043	1407	916	1132
14-15	804	1239	899	1108	836	1127	881	1185	859	1242	1065	1382	923	1297
15-16	862	1172	928	1235	823	1226	865	1272	851	1160	1021	1438	973	1204
16-17	830	1260	961	1297	936	1357	954	1285	987	1367	1092	1332	1015	1216
17-18	649	1125	987	1285	999	1270	953	1365	973	1329	975	1318	900	1200
18-19	537	966	882	1132	878	1219	905	1138	983	1230	910	1222	851	1157
19-20	496	850	794	964	815	1008	904	1093	889	1135	878	1177	734	1049
20-21	617	736	722	848	673	875	782	916	790	1023	741	940	648	874
21-22	611	734	650	827	656	857	696	823	736	992	643	849	578	818
22-23	530	685	548	740	573	788	611	844	712	1012	655	882	522	671
23-24	413	531	460	617	466	636	501	627	611	961	532	869	416	514
TOTAL	14304	21135	15841	21928	15280	22089	16005	22782	16656	24006	16754	22791	13863	18029
10AM-6PM WEATHER	6238	9177	6915	9372	6520	9062	6713	9604	6809	9776	7977	10628	7042	8875
HOLIDAY	()	()	(S)	()	()	()	()	()	()	()	()	()	()	()

* HOSE OUT
 ** CLOCK TROUBLE
 *** OTHER TROUBLES
 E ESTIMATED

DIVISION OF DATA BASE GENERATION
 BUREAU OF DATA RESOURCES
 IN CO-OPERATION WITH
 U.S. DEPARTMENT OF TRANSPORTATION
 FEDERAL HIGHWAY ADMINISTRATION

C CLEAR
 F FOG
 R RAIN
 S SNOW
 I ICE

ROUTE US 1 MILEPOST 55.73 STATION ID 3-1-19
 COUNTY HUDSON METER NO.
 MUNIC. JERSEY CITY YEAR 2002
 COINC RT TONNELLE AVE
 STREET B NEW COUNTY RD.C0653 & NORTH ST

HOUR	MON 02/18		TUE 02/19		WED 02/20		THU 02/21		FRI 02/22		SAT 02/23		SUN 02/24	
	N	S	N	S	N	S	N	S	N	S	N	S	N	S
0-1	325	385	293	347	292	386	340	382	355	459	450	737	468	739
1-2	254	245	187	188	213	235	222	220	228	272	309	439	333	475
2-3	206	223	176	160	178	182	166	202	235	230	298	392	300	369
3-4	155	175	139	182	145	199	160	203	192	238	280	304	273	368
4-5	192	245	269	339	277	355	245	364	272	393	242	266	178	219
5-6	369	436	541	809	536	853	522	829	495	824	275	400	228	274
6-7	572	702	793	1486	798	1471	802	1483	782	1422	449	707	263	312
7-8	720	832	898	1542	929	1577	884	1469	872	1565	590	825	365	475
8-9	732	854	800	1372	929	1326	874	1273	860	1247	557	921	422	230
9-10	719	871	828	1177	798	1204	709	1176	713	1181	641	1006	532	498
10-11	783	954	727	1132	766	1034	807	1073	734	1175	757	1069	612	846
11-12	867	1091	792	1065	771	1004	833	1073	776	1088	760	1187	786	859
12-13	937	1179	811	1182	865	1100	819	1086	817	1194	977	1271	885	1148
13-14	957	1223	840	1138	891	1147	809	1086	830	1072	995	1390	889	1217
14-15	998	1282	844	1149	900	1130	846	1157	854	1158	1036	1382	1012	1220
15-16	948	1366	856	1191	979	1220	882	963	618	1254	1055	1410	951	1259
16-17	1020	1361	965	928	1003	1290	764	855	830	1250	944	1321	921	1181
17-18	937	1314	911	782	1029	1268	973	1426	927	1319	968	1328	906	1330
18-19	925	1162	827	1129	885	1113	933	1115	945	1216	945	1252	860	1170
19-20	778	1053	806	976	1001	959	824	1061	886	1091	908	1122	736	1136
20-21	634	873	641	849	852	868	801	908	772	942	808	996	669	976
21-22	623	836	632	762	875	807	740	882	729	976	729	953	616	835
22-23	500	639	560	735	733	736	618	842	728	1015	740	926	517	699
23-24	450	498	443	564	607	545	473	623	604	847	624	1042	429	599
TOTAL	15601	19799	15579	21184	17252	22009	15846	21751	16054	23428	16337	22646	14151	18434
10AM-6PM	7447	9770	6746	8567	7204	9193	6533	8719	6386	9510	7492	10358	6962	9060
WEATHER	()	()	()	()	()	()	()	()	()	()	()	()	()	()
HOLIDAY	WASHINGTONS BDAY													

* HOSE OUT
 ** CLOCK TROUBLE
 *** OTHER TROUBLES
 E ESTIMATED

C CLEAR
 F FOG
 R RAIN
 S SNOW
 I ICE

DIVISION OF DATA BASE GENERATION
 BUREAU OF DATA RESOURCES
 IN CO-OPERATION WITH
 U.S. DEPARTMENT OF TRANSPORTATION
 FEDERAL HIGHWAY ADMINISTRATION

NEW JERSEY DEPARTMENT OF TRANSPORTATION
CONTROL STATION HOURLY VOLUME REPORT

ROUTE US 1 MILEPOST 55.73 STATION ID 3-1-19
 COINC RT TONNELLE AVE METER NO.
 STREET B NEW COUNTY RD, C0653 & NORTH ST YEAR 2002
 LOCATION COUNTY HUDSON
 MUNIC. JERSEY CITY

HOUR	MON 02/11		TUE 02/12		WED 02/13		THU 02/14		FRI 02/15		SAT 02/16		SUN 02/17	
	N	S	N	S	N	S	N	S	N	S	N	S	N	S
0-1									383	573	488	701	492	718
1-2									239	354	355	453	354	500
2-3									270	263	313	395	351	429
3-4									205	270	262	301	308	354
4-5									282	371	248	322	217	230
5-6									531	800	308	442	221	265
6-7									854	1472	445	614	294	260
7-8									951	1563	605	790	363	415
8-9									887	1321	703	927	426	463
9-10									772	1165	740	1001	592	671
10-11								743	1156	1108	873	992	667	801
11-12								727	1074	1105	945	1192	860	983
12-13								824	1123	1089	965	1337	958	1144
13-14								895	1107	1264	703	1305	913	1270
14-15								874	1191	1172	713	1289	971	1214
15-16								794	1164	1299	867	1315	991	1353
16-17								716	961	1409	922	1326	986	1256
17-18								825	1156	1133	1014	1239	901	1215
18-19								1030	1121	1161	999	1251	909	1147
19-20								736	1143	1088	875	1143	726	1009
20-21								671	983	905	759	979	653	969
21-22								679	942	1003	784	963	603	867
22-23								631	936	910	720	915	569	705
23-24								580	780	920	632	1026	524	650
TOTAL								6398	8882	9579	16238	22218	14849	18888
10AM-6PM											7002	9995	7247	9236
WEATHER														
HOLIDAY														

* HOSE OUT
 ** CLOCK TROUBLE
 *** OTHER TROUBLES
 E ESTIMATED

DIVISION OF DATA BASE GENERATION
 BUREAU OF DATA RESOURCES
 IN CO-OPERATION WITH
 U.S. DEPARTMENT OF TRANSPORTATION
 FEDERAL HIGHWAY ADMINISTRATION

C CLEAR
 F FOG
 R RAIN
 S SNOW
 I ICE

ROUTE US 1 MILEPOST 55.73 COUNTY HUDSON STATION ID 3-1-19
 COINC RT TONNELLE AVE MUNIC JERSEY CITY METER NO.
 STREET B-NEW COUNTY RD,C0653 & NORTH-ST YEAR 2002
 LOCATION

HOUR	MON 02/04	TUE 02/05	WED 02/06	THU 02/07	FRI 02/08	SAT 02/09	SUN 02/10
0-1	270	293	343				
1-2	181	200	194				
2-3	176	190	173				
3-4	141	158	169				
4-5	264	272	266				
5-6	578	510	536				
6-7	818	810	822				
7-8	929	864	832				
8-9	884	829	770				
9-10	789	770	797				
10-11	748	681	739				
11-12	782	740	934				
12-13	801	792	1039				
13-14	845	775	1068				
14-15	869	829	1095				
15-16	944	812	1261				
16-17	867	984	1162				
17-18	566	989	1170				
18-19	926	933	1030				
19-20	810	833	544				
20-21	720	710	415				
21-22	651	730	389				
22-23	531	608	373				
23-24	446	425	391				
TOTAL	15536	15737	17977				
10AM-6PM	6422	6602	8468				
WEATHER							
HOLIDAY							

* HOSE OUT
 ** CLOCK TROUBLE
 *** OTHER TROUBLES
 E ESTIMATED

DIVISION OF DATA BASE GENERATION
 BUREAU OF DATA RESOURCES
 IN CO-OPERATION WITH
 U.S. DEPARTMENT OF TRANSPORTATION
 FEDERAL HIGHWAY ADMINISTRATION

C CLEAR
 F FOG
 R RAIN
 S SNOW
 I ICE

ROUTE US 1 MILEPOST 55.73 COUNTY HUDSON STATION ID 3-1-19
COINC RT TONNELLE AVE MUNIC JERSEY CITY METER NO.
STREET B-NEW-COUNTY RD 60653-8-NORTH-ST YEAR 2002
LOCATION

HOUR	MON 01/21		TUE 01/22		WED 01/23		THU 01/24		FRI 01/25		SAT 01/26		SUN 01/27	
	N	S	N	S	N	S	N	S	N	S	N	S	N	S
0-1	274	368	280	352	320	360	267	392	329	460	610	427	491	655
1-2	188	223	181	206	219	243	238	207	211	296	466	300	350	423
2-3	159	165	148	184	181	186	185	203	223	262	344	255	300	362
3-4	126	194	155	193	159	203	138	203	188	239	287	292	252	292
4-5	204	256	251	366	256	371	259	377	280	387	242	234	205	167
5-6	430	598	481	842	493	892	523	917	504	868	324	307	229	184
6-7	644	964	772	1474	776	1471	766	1441	786	1449	445	474	284	227
7-8	746	930	866	1498	879	1516	920	1444	926	1505	633	497	352	304
8-9	745	956	826	1080	851	1339	834	1367	833	1294	704	645	429	331
9-10	667	917	752	904	713	1203	714	996	736	1064	740	838	523	445
10-11	700	887	713	978	728	1085	475	871	627	1008	793	871	635	577
11-12	770	958	713	863	782	977	574	871	788	1068	959	942	769	578
12-13	821	917	760	943	775	1058	251	850	833	1180	973	1062	890	731
13-14	875	1059	746	856	838	1065	749	997	821	876	1010	1164	718	735
14-15	882	1117	804	1050	843	1161	650	963	907	881	1037	862	553	640
15-16	849	1029	809	1225	886	1185	393	998	737	865	1024	845	670	957
16-17	960	1038	933	1303	969	1314	431	968	947	1035	1035	942	706	742
17-18	871	1318	871	1214	950	1326	436	1005	899	949	955	1265	722	1183
18-19	803	1068	744	1119	941	1199	599	1131	988	739	1004	1228	906	969
19-20	704	993	754	992	717	990	617	1027	998	798	860	723	770	773
20-21	648	818	646	824	657	817	687	835	1098	596	798	818	635	796
21-22	501	777	497	873	602	846	639	862	1031	606	664	807	649	706
22-23	490	682	526	803	525	838	526	825	932	632	735	830	499	569
23-24	383	523	432	559	463	602	534	622	890	700	601	836	409	421
TOTAL	14440	18755	14660	20701	15523	22247	12405	20375	17512	19817	17243	17464	12946	13767
10AM-6PM	6728	8323	6349	8432	6771	9171	3959	7526	6559	7862	7786	7953	5663	6143
WEATHER	(...)	(...)	(...)	(...)	(R)	(R)	(R)	(R)	(...)	(...)	(...)	(...)	(...)	(...)
HOLIDAY	M.L. KINGS BDAY													

* HOSE OUT
 ** CLOCK TROUBLE
 *** OTHER TROUBLES
 E ESTIMATED

DIVISION OF DATA BASE GENERATION
 BUREAU OF DATA RESOURCES
 IN CO-OPERATION WITH
 U.S. DEPARTMENT OF TRANSPORTATION
 FEDERAL HIGHWAY ADMINISTRATION

C CLEAR
 F FOG
 R RAIN
 S SNOW
 I ICE

NEW JERSEY DEPARTMENT OF TRANSPORTATION
CONTROL STATION HOURLY VOLUME REPORT

PHCHRLST-1 05/02/02

ROUTE US 1 MILEPOST 55.73 COUNTY HUDSON METER NO. 2002
 COINC RT TONNELLE AVE STATION ID 3-1-19
 LOCATION B NEW COUNTY RD, C0653 & NORTH ST MUNIC. JERSEY CITY YEAR 2002

HOUR	MON 04/14		TUE 04/15		WED 04/16		THU 04/17		FRI 04/18		SAT 04/19		SUN 04/20	
	N	S	N	S	N	S	N	S	N	S	N	S	N	S
0-1	231	288	309	402	283	372	284	412	318	453	512	659	232	341
1-2	173	190	194	216	189	226	196	263	196	246	324	512	136	194
2-3	137	161	186	178	163	196	175	204	183	251	304	355	137	167
3-4	116	179	141	191	174	228	170	193	173	251	287	327	112	149
4-5	239	341	265	368	293	374	245	392	267	406	240	354	122	98
5-6	479	890	482	882	489	901	498	900	495	851	308	420	138	146
6-7	718	1407	691	1476	733	1445	730	1457	790	1432	452	622	195	208
7-8	854	1511	843	1506	909	1486	870	1506	849	1426	525	693	207	249
8-9	775	1326	251	1250	695	1344	834	1326	819	1363	661	773	299	355
9-10	673	1157	723	1147	646	1178	710	1151	727	1205	748	897	366	456
10-11	679	1011	657	1050	708	1037	670	1098	725	1118	794	974	469	521
11-12	743	998	735	1015	746	1022	754	980	746	1014	932	1083	591	683
12-13	1049	742	742	1055	778	1106	753	1136	775	1079	965	1280	707	850
13-14	766	1086	723	1042	797	1077	783	1076	817	1180	934	1276	835	985
14-15	832	1069	811	1154	850	1126	832	1180	883	1175	981	1200	818	1021
15-16	797	1256	849	1263	724	1140	851	1289	885	1284	842	1072	870	1155
16-17	918	1360	931	1286	981	1344	988	1332	947	1411	704	939	844	980
17-18	842	1256	893	1336	917	1351	934	1318	755	1167	521	797	761	1089
18-19	893	1128	879	1122	950	1185	906	1078	730	1181	440	127	743	918
19-20	757	1042	721	1050	731	1050	745	1037	770	1219	409	635	659	901
20-21	671	856	598	883	623	881	662	862	802	1044	362	440	543	819
21-22	575	848	572	830	605	959	580	891	773	1019	361	423	556	707
22-23	588	749	530	810	566	910	528	792	648	922	247	401	488	677
23-24	400	536	436	579	440	559	483	669	664	946	215	393	392	565
TOTAL	14638	21694	14162	22091	14990	22497	15181	22542	15737	23643	13068	16652	11220	14264
10AM-6PM	6359	9085	6341	9201	6501	9203	6565	9409	6533	9428	6673	8621	5895	7314
WEATHER													
HOLIDAY													

* HOSE OUT
 ** CLOCK TROUBLE
 *** OTHER TROUBLES
 E ESTIMATED

DIVISION OF DATA BASE GENERATION
 BUREAU OF DATA RESOURCES
 IN CO-OPERATION WITH
 U.S. DEPARTMENT OF TRANSPORTATION
 FEDERAL HIGHWAY ADMINISTRATION

C CLEAR
 F FOG
 R RAIN
 S SNOW
 I ICE

NEW JERSEY DEPARTMENT OF TRANSPORTATION
CONTROL STATION HOURLY VOLUME REPORT

ROUTE US 1 MILEPOST 55.73 COUNTY HUDSON STATION ID 3-1-19
 GOINC RT TONNELLE AVE MUNIC. JERSEY CITY METER NO.
 STREET B NEW COUNTY RD, C0653 & NORTH ST YEAR 2002
 LOCATION

HOUR	MON 01/07		TUE 01/08		WED 01/09		THU 01/10		FRI 01/11		SAT 01/12		SUN 01/13	
	N	S	N	S	N	S	N	S	N	S	N	S	N	S
0-1											389	648	411	739
1-2											275	493	306	506
2-3											247	356	293	415
3-4											199	310	238	356
4-5											203	272	191	220
5-6											285	481	169	240
6-7											402	679	218	296
7-8											499	720	312	384
8-9											574	862	350	466
9-10									625	1168	692	939	478	691
10-11									619	803	733	1045	531	772
11-12									406	847	821	1211	718	903
12-13									409	931	930	1332	767	1013
13-14									603	986	940	1325	825	1134
14-15									814	1132	823	1322	808	1133
15-16									887	1177	642	1232	861	1076
16-17									925	1292	771	1300	751	1116
17-18									858	1268	870	1367	738	1206
18-19									910	1140	885	1190	722	1106
19-20									743	1102	663	1074	667	924
20-21									679	936	676	932	601	850
21-22									696	1025	650	964	541	788
22-23									576	922	588	943	443	610
23-24									581	891	574	942	336	492
TOTAL									5521	8436	14331	21939	12275	17436
10AM-6PM											6530	10134	5999	8353
WEATHER														
HOLIDAY														

* HOSE OUT
 ** CLOCK TROUBLE
 *** OTHER TROUBLES
 E ESTIMATED

DIVISION OF DATA BASE GENERATION
 BUREAU OF DATA RESOURCES
 IN CO-OPERATION WITH
 U.S. DEPARTMENT OF TRANSPORTATION
 FEDERAL HIGHWAY ADMINISTRATION

C CLEAR
 F FOG
 R RAIN
 S SNOW
 I ICE



Fax Cover Sheet

DATE: March 31, 2003

TO: John Boyce
(908) 534-0507

FROM: Patty Sheahan
Bureau of Fiscal and Toll Audit
New York State Thruway Authority
200 Southern Boulevard
PO Box 189
Albany, NY 12201-0189
Phone: (518) 436-2857
FAX #: (518) 471-5974

Remarks: Sorry for the delay. Attached is our classification chart. I am emailing the hourly files to you. Let me know if you need anything else.

Total pages faxed – 2

Contact the sender if you do not receive the total number of pages

CLASS		AXLES		CLASS	AXLES			
Permit/		STD.	VAR.		STD.	VAR.		
0	Passenger car, van or motorcycle with Permit/Commutation Ticket	2	0	6 (cont'd.)				
1	Passenger car, taxi, ambulance, motorcycle, hearse	2	0	Bus with 3 axes	3	0		
	Light truck or van, 2 axes, 4 tires	2	0	Truck or tractor, 2 axes, with double saddle-mount	3	+1		
	Tractor, 2 axes	2	0	Tractor, 3 axes, with single saddle-mount	3	+1		
	Motor home or recreational vehicle, 2 axes, 4 tires	2	0					
2	Car, motor home or truck, 4 tires, with 1 axle trailer	3	0	7	Tractor trailer, 4 axes	4	0	
	Tractor, 3 or more axes	3	+1		Auto transporter, 4 or more axes	4	+1;	
3	Tractor trailer with 5 or more axes, with 53 ft. trailer (Class 3 + 1 and Class 3)	2	+1, 2	Slinger steered auto transporter 4 or more axes not to exceed 65 feet	4	+1;		
	Tandem trailers (see box below)	2	+1, 2	Tractor-mobile home comb. with 5 or more axes	4	+1;		
4	Truck or motor home, 2 axes, 6 tires	2	0	Motor home or truck, 2 axes, 6 tires with 3 or more axle trailer	4	+1,2		
	Bus, 2 axes, 4 tires	2	0	Motor home or truck, 3 axes with 1 or more axle trailer	4	+1,2		
	Car, motor home or truck, 4 tires, with 2 axle trailer	2	+2	Bus or truck with 4 or more axes	4	+1		
5	Tractor trailer with 5 or more axes	5	+1, 2	Truck or tractor, 3 axes, with double saddle-mount	4	+1		
	Slinger steered auto transporter 5 or more axes, greater than 65 but not exceeding 75 feet	5	+1, 2	Truck, 3 axes, with single saddle-mount	4	0		
	Truck or tractor, 2 or more axes, with triple saddle-mount	5	+1, 2	Tandem trailers (see box below)	4	-1 +1,2		
6	Tractor trailer, 3 axes	3	0	8	Truck, 3 axes	2	+1	
	Auto transporter, 3 axes	3	0		Tractor, 2 axes, with 1 axle mobile home	2	-1	
	Car, motor home or truck with 4 tires, 3 axle trailer	3	-2		Motor home, 3 axes	2	-1	
	Tractor-mobile home comb. with 4 axes	3	-1		Motor home or truck, 2 axes, 6 tires with 1 axle trailer	2	+1	
	Truck or motor home, 2 axes, 6 tires with 2 axle trailer	3	+1		Bus, 2 axes, 6 tires	2	0	
				Truck or tractor, 2 axes, with single saddle-mount	2	+1		
				9	NON-REVENUE VEHICLES		2	-1 +1,2

TANDEM TRAILERS: Trailers over 28.5 feet are Class 7. Trailers 28.5 feet and under are Class 3.

Tractor with two long trailers (Class 7 and Class 7 + 1)	Tractor with 2 short trailers (Class 3 + 1 and Class 3)
Tractor with 1 long, 1 short trailer (Class 7 and Class 5)	Dolly and semi (over 60 ft. to ax) hauled by single-unit truck (Class 7 and proper Class for truck)

MS John Boyce

From: Patty Sheahan [Patty_Sheahan@thruway.state.ny.us]
Sent: Monday, March 31, 2003 3:13 PM
To: Boyce@malickandscherer.com
Subject: tappan zee files



20020511tzb.xls



20021018tzb.xls



20020821tzb.xls

Attached are three days from 2002 by hour by class for Tappan

Zee. I am faxing you the classification schedule to explain the classes.

New York State Thruway Authority

Non-Audited Traffic Data Barrier Stations

Traffic Summary by Class every 60 Minutes

Saturday May 11, 2002

STATION	TIME	CLASS	TOTAL				VALID
			VEHICLES	ACM	CASH	CHARGE	EZPASS
09	0.00	01	928	0	484	0	444
09	0.00	02	0	0	0	0	0
09	0.00	03	62	0	0	0	62
09	0.00	04	15	0	7	0	8
09	0.00	05	35	0	11	0	24
09	0.00	06	0	0	0	0	0
09	0.00	07	4	0	0	0	4
09	0.00	08	1	0	1	0	0
09	0.00	09	3	0	0	1	2
09	0.00	TOTAL:	1,048	0	503	1	544
09	1.00	01	571	0	312	0	259
09	1.00	02	2	0	2	0	0
09	1.00	03	28	0	0	0	28
09	1.00	04	16	0	10	0	6
09	1.00	05	38	0	24	0	14
09	1.00	06	1	0	0	0	1
09	1.00	07	7	0	0	0	7
09	1.00	08	1	0	0	0	1
09	1.00	09	4	0	0	2	2
09	1.00	TOTAL:	668	0	348	2	318
09	2.00	01	388	0	230	0	158
09	2.00	02	1	0	1	0	0
09	2.00	03	28	0	0	0	28
09	2.00	04	16	0	7	0	9
09	2.00	05	39	0	16	0	23
09	2.00	06	2	0	2	0	0
09	2.00	07	9	0	1	0	8
09	2.00	08	1	0	1	0	0
09	2.00	09	2	0	0	0	2
09	2.00	TOTAL:	486	0	258	0	228
09	3.00	01	269	0	145	0	124
09	3.00	02	2	0	2	0	0
09	3.00	03	20	0	0	0	20
09	3.00	04	9	0	3	0	6
09	3.00	05	30	0	18	0	12
09	3.00	06	2	0	1	0	1

09	3.00	07	7	0	2	0	5
09	3.00	08	0	0	0	0	0
09	3.00	09	2	0	0	0	2
09	3.00	TOTAL:	341	0	171	0	170
09	4.00	01	353	0	177	0	176
09	4.00	02	7	0	6	0	1
09	4.00	03	15	0	0	0	15
09	4.00	04	11	0	4	0	7
09	4.00	05	35	0	16	0	19
09	4.00	06	1	0	1	0	0
09	4.00	07	5	0	0	0	5
09	4.00	08	4	0	1	0	3
09	4.00	09	0	0	0	0	0
09	4.00	TOTAL:	431	0	205	0	226
09	5.00	01	599	0	183	0	416
09	5.00	02	5	0	1	0	4
09	5.00	03	31	0	0	0	31
09	5.00	04	26	0	14	0	12
09	5.00	05	39	0	17	0	22
09	5.00	06	4	0	1	0	3
09	5.00	07	7	0	1	0	6
09	5.00	08	3	0	2	0	1
09	5.00	09	5	0	0	3	2
09	5.00	TOTAL:	719	0	219	3	497
09	6.00	01	1,678	0	486	0	1,192
09	6.00	02	3	0	2	0	1
09	6.00	03	36	0	0	0	36
09	6.00	04	37	0	19	0	18
09	6.00	05	49	0	19	0	30
09	6.00	06	1	0	0	0	1
09	6.00	07	10	0	3	0	7
09	6.00	08	3	0	1	0	2
09	6.00	09	10	0	0	5	5
09	6.00	TOTAL:	1,827	0	530	5	1,292
09	7.00	01	2,298	0	759	0	1,539
09	7.00	02	3	0	2	0	1
09	7.00	03	26	0	0	0	26
09	7.00	04	45	0	21	0	24
09	7.00	05	59	0	20	0	39
09	7.00	06	3	0	1	0	2
09	7.00	07	12	0	2	0	10
09	7.00	08	4	0	1	0	3
09	7.00	09	5	0	0	1	4
09	7.00	TOTAL:	2,455	0	806	1	1,648
09	8.00	01	2,888	0	986	0	1,902
09	8.00	02	3	0	3	0	0
09	8.00	03	22	0	0	0	22
09	8.00	04	47	0	32	0	15
09	8.00	05	50	0	23	0	27
09	8.00	06	7	0	6	0	1

09	8.00	07	8	0	2	0	6
09	8.00	08	11	0	2	0	9
09	8.00	09	3	0	0	2	1
09	8.00	TOTAL:	3,039	0	1,054	2	1,983
09	9.00	01	3,554	0	1,326	0	2,228
09	9.00	02	8	0	7	0	1
09	9.00	03	14	0	0	0	14
09	9.00	04	40	0	22	0	18
09	9.00	05	57	0	21	0	36
09	9.00	06	10	0	2	0	8
09	9.00	07	8	0	1	0	7
09	9.00	08	17	0	8	0	9
09	9.00	09	6	0	0	2	4
09	9.00	TOTAL:	3,714	0	1,387	2	2,325
09	10.00	01	3,874	0	1,518	0	2,356
09	10.00	02	5	0	5	0	0
09	10.00	03	24	0	0	0	24
09	10.00	04	42	0	28	0	14
09	10.00	05	36	0	15	0	21
09	10.00	06	19	0	3	0	16
09	10.00	07	4	0	1	0	3
09	10.00	08	20	0	11	0	9
09	10.00	09	12	0	0	4	8
09	10.00	TOTAL:	4,036	0	1,581	4	2,451
09	11.00	01	4,493	0	1,871	0	2,622
09	11.00	02	7	0	5	0	2
09	11.00	03	8	0	0	0	8
09	11.00	04	56	0	40	0	16
09	11.00	05	38	0	19	0	19
09	11.00	06	4	0	1	0	3
09	11.00	07	7	0	0	0	7
09	11.00	08	18	0	3	0	15
09	11.00	09	1	0	0	0	1
09	11.00	TOTAL:	4,632	0	1,939	0	2,693
09	12.00	01	4,437	0	1,775	0	2,662
09	12.00	02	6	0	6	0	0
09	12.00	03	8	0	2	0	6
09	12.00	04	44	0	27	0	17
09	12.00	05	26	0	16	0	10
09	12.00	06	8	0	1	0	7
09	12.00	07	4	0	2	0	2
09	12.00	08	5	0	2	0	3
09	12.00	09	5	0	0	0	5
09	12.00	TOTAL:	4,543	0	1,831	0	2,712
09	13.00	01	4,562	0	1,949	0	2,613
09	13.00	02	8	0	7	0	1
09	13.00	03	20	0	0	0	20
09	13.00	04	34	0	27	0	7
09	13.00	05	32	0	15	0	17
09	13.00	06	6	0	3	0	3

09	13.00	07	2	0	2	0	0
09	13.00	08	7	0	1	0	6
09	13.00	09	6	0	0	2	4
09	13.00	TOTAL:	4,677	0	2,004	2	2,671
09	14.00	01	4,356	0	1,794	0	2,562
09	14.00	02	6	0	4	0	2
09	14.00	03	20	0	0	0	20
09	14.00	04	33	0	20	0	13
09	14.00	05	21	0	13	0	8
09	14.00	06	1	0	0	0	1
09	14.00	07	1	0	0	0	1
09	14.00	08	1	0	1	0	0
09	14.00	09	16	0	0	11	5
09	14.00	TOTAL:	4,455	0	1,832	11	2,612
09	15.00	01	4,648	0	2,013	0	2,635
09	15.00	02	4	0	4	0	0
09	15.00	03	15	0	9	0	6
09	15.00	04	38	0	25	0	13
09	15.00	05	23	0	14	0	9
09	15.00	06	8	0	2	0	6
09	15.00	07	2	0	1	0	1
09	15.00	08	7	0	2	0	5
09	15.00	09	8	0	0	5	3
09	15.00	TOTAL:	4,753	0	2,070	5	2,678
09	16.00	01	4,991	0	2,196	0	2,795
09	16.00	02	7	0	7	0	0
09	16.00	03	12	0	0	0	12
09	16.00	04	49	0	39	0	10
09	16.00	05	15	0	9	0	6
09	16.00	06	8	0	3	0	5
09	16.00	07	1	0	1	0	0
09	16.00	08	6	0	2	0	4
09	16.00	09	2	0	0	0	2
09	16.00	TOTAL:	5,091	0	2,257	0	2,834
09	17.00	01	5,119	0	2,179	0	2,940
09	17.00	02	11	0	9	0	2
09	17.00	03	16	0	0	0	16
09	17.00	04	31	0	20	0	11
09	17.00	05	17	0	15	0	2
09	17.00	06	4	0	3	0	1
09	17.00	07	2	0	2	0	0
09	17.00	08	2	0	1	0	1
09	17.00	09	5	0	0	4	1
09	17.00	TOTAL:	5,207	0	2,229	4	2,974
09	18.00	01	4,875	0	2,086	0	2,789
09	18.00	02	5	0	4	0	1
09	18.00	03	10	0	0	0	10
09	18.00	04	25	0	18	0	7
09	18.00	05	19	0	12	0	7
09	18.00	06	9	0	2	0	7

09	18.00	07	2	0	0	0	2
09	18.00	08	5	0	2	0	3
09	18.00	09	11	0	0	3	8
09	18.00	TOTAL:	4,961	0	2,124	3	2,834
09	19.00	01	4,405	0	1,982	0	2,423
09	19.00	02	5	0	5	0	0
09	19.00	03	16	0	0	0	16
09	19.00	04	20	0	15	0	5
09	19.00	05	12	0	8	0	4
09	19.00	06	2	0	1	0	1
09	19.00	07	5	0	3	0	2
09	19.00	08	3	0	0	0	3
09	19.00	09	1	0	0	0	1
09	19.00	TOTAL:	4,469	0	2,014	0	2,455
09	20.00	01	4,000	0	1,890	0	2,110
09	20.00	02	5	0	5	0	0
09	20.00	03	18	0	0	0	18
09	20.00	04	15	0	10	0	5
09	20.00	05	16	0	13	0	3
09	20.00	06	3	0	0	0	3
09	20.00	07	1	0	0	0	1
09	20.00	08	1	0	1	0	0
09	20.00	09	2	0	0	1	1
09	20.00	TOTAL:	4,061	0	1,919	1	2,141
09	21.00	01	3,807	0	1,756	0	2,051
09	21.00	02	2	0	2	0	0
09	21.00	03	4	0	0	0	4
09	21.00	04	17	0	10	0	7
09	21.00	05	13	0	8	0	5
09	21.00	06	6	0	1	0	5
09	21.00	07	4	0	0	0	4
09	21.00	08	2	0	1	0	1
09	21.00	09	4	0	0	2	2
09	21.00	TOTAL:	3,859	0	1,778	2	2,079
09	22.00	01	3,383	0	1,531	0	1,852
09	22.00	02	3	0	3	0	0
09	22.00	03	22	0	0	0	22
09	22.00	04	13	0	10	0	3
09	22.00	05	16	0	12	0	4
09	22.00	06	1	0	0	0	1
09	22.00	07	1	0	0	0	1
09	22.00	08	3	0	1	0	2
09	22.00	09	4	0	0	1	3
09	22.00	TOTAL:	3,446	0	1,557	1	1,888
09	23.00	01	2,249	0	1,015	0	1,234
09	23.00	02	0	0	0	0	0
09	23.00	03	10	0	0	0	10
09	23.00	04	12	0	10	0	2
09	23.00	05	12	0	8	0	4
09	23.00	06	0	0	0	0	0

09	23.00	07	4	0	2	0	2
09	23.00	08	1	0	0	0	1
09	23.00	09	3	0	0	1	2
09	23.00	TOTAL:	2,291	0	1,035	1	1,255
09		TOTALS:	75,209	0	31,651	50	43,508

New York State Thruway Authority

Non-Audited Traffic Data Barrier Stations

Traffic Summary by Class every 60 Minutes

Friday October 18, 2002

STATION	TIME	CLASS	TOTAL				VALID
			VEHICLES	ACM	CASH	CHARGE	EZPASS
09	0.00	01	432	0	207	0	225
09	0.00	02	0	0	0	0	0
09	0.00	03	32	0	0	0	32
09	0.00	04	14	0	11	0	3
09	0.00	05	80	0	47	0	33
09	0.00	06	0	0	0	0	0
09	0.00	07	6	0	1	0	5
09	0.00	08	2	0	0	0	2
09	0.00	09	3	0	0	2	1
09	0.00	TOTAL:	569	0	266	2	301
09	1.00	01	254	0	132	0	122
09	1.00	02	0	0	0	0	0
09	1.00	03	56	0	0	0	56
09	1.00	04	8	0	2	0	6
09	1.00	05	103	0	60	0	43
09	1.00	06	3	0	0	0	3
09	1.00	07	10	0	1	0	9
09	1.00	08	0	0	0	0	0
09	1.00	09	2	0	0	2	0
09	1.00	TOTAL:	436	0	195	2	239
09	2.00	01	194	0	99	0	95
09	2.00	02	0	0	0	0	0
09	2.00	03	30	0	0	0	30
09	2.00	04	18	0	9	0	9
09	2.00	05	118	0	79	0	39
09	2.00	06	2	0	1	0	1
09	2.00	07	11	0	3	0	8
09	2.00	08	0	0	0	0	0
09	2.00	09	2	0	0	0	2
09	2.00	TOTAL:	375	0	191	0	184
09	3.00	01	209	0	94	0	115
09	3.00	02	0	0	0	0	0
09	3.00	03	44	0	0	0	44
09	3.00	04	24	0	6	0	18
09	3.00	05	112	0	76	0	36
09	3.00	06	2	0	1	0	1

09	3.00	07	16	0	4	0	12
09	3.00	08	2	0	0	0	2
09	3.00	09	4	0	0	3	1
09	3.00	TOTAL:	413	0	181	3	229
09	4.00	01	514	0	126	0	388
09	4.00	02	0	0	0	0	0
09	4.00	03	62	0	0	0	62
09	4.00	04	31	0	10	0	21
09	4.00	05	113	0	60	0	53
09	4.00	06	2	0	0	0	2
09	4.00	07	10	0	2	0	8
09	4.00	08	2	0	1	0	1
09	4.00	09	4	0	0	3	1
09	4.00	TOTAL:	738	0	199	3	536
09	5.00	01	1,893	0	349	0	1,544
09	5.00	02	1	0	1	0	0
09	5.00	03	54	0	0	0	54
09	5.00	04	53	0	17	0	36
09	5.00	05	140	0	54	0	86
09	5.00	06	10	0	4	0	6
09	5.00	07	27	0	2	0	25
09	5.00	08	10	0	2	0	8
09	5.00	09	15	0	0	7	8
09	5.00	TOTAL:	2,203	0	429	7	1,767
09	6.00	01	6,011	0	786	0	5,225
09	6.00	02	4	0	3	0	1
09	6.00	03	54	0	0	0	54
09	6.00	04	99	0	20	0	79
09	6.00	05	135	0	61	0	74
09	6.00	06	16	0	5	0	11
09	6.00	07	23	0	3	0	20
09	6.00	08	17	0	1	0	16
09	6.00	09	30	0	0	17	13
09	6.00	TOTAL:	6,389	0	879	17	5,493
09	7.00	01	5,776	0	840	0	4,936
09	7.00	02	1	0	1	0	0
09	7.00	03	31	0	0	0	31
09	7.00	04	93	0	36	0	57
09	7.00	05	90	0	33	0	57
09	7.00	06	11	0	1	0	10
09	7.00	07	12	0	2	0	10
09	7.00	08	18	0	3	0	15
09	7.00	09	16	0	0	9	7
09	7.00	TOTAL:	6,048	0	916	9	5,123
09	8.00	01	4,973	0	853	0	4,120
09	8.00	02	1	0	1	0	0
09	8.00	03	44	0	0	0	44
09	8.00	04	87	0	25	0	62
09	8.00	05	81	0	27	0	54
09	8.00	06	10	0	2	0	8

09	8.00	07	16	0	2	0	14
09	8.00	08	25	0	7	0	18
09	8.00	09	17	0	0	8	9
09	8.00	TOTAL:	5,254	0	917	8	4,329
09	9.00	01	4,034	0	1,034	0	3,000
09	9.00	02	4	0	3	0	1
09	9.00	03	50	0	0	0	50
09	9.00	04	86	0	37	0	49
09	9.00	05	108	0	37	0	71
09	9.00	06	8	0	1	0	7
09	9.00	07	11	0	2	0	9
09	9.00	08	10	0	2	0	8
09	9.00	09	15	0	0	5	10
09	9.00	TOTAL:	4,326	0	1,116	5	3,205
09	10.00	01	3,490	0	1,144	0	2,346
09	10.00	02	1	0	1	0	0
09	10.00	03	50	0	0	0	50
09	10.00	04	109	0	43	0	66
09	10.00	05	132	0	54	0	78
09	10.00	06	15	0	3	0	12
09	10.00	07	21	0	5	0	16
09	10.00	08	9	0	1	0	8
09	10.00	09	18	0	0	7	11
09	10.00	TOTAL:	3,845	0	1,251	7	2,587
09	11.00	01	3,405	0	1,350	0	2,055
09	11.00	02	3	0	3	0	0
09	11.00	03	26	0	0	0	26
09	11.00	04	94	0	41	0	53
09	11.00	05	120	0	55	0	65
09	11.00	06	11	0	3	0	8
09	11.00	07	15	0	4	0	11
09	11.00	08	17	0	2	0	15
09	11.00	09	10	0	0	4	6
09	11.00	TOTAL:	3,701	0	1,458	4	2,239
09	12.00	01	3,224	0	1,305	0	1,919
09	12.00	02	7	0	7	0	0
09	12.00	03	50	0	0	0	50
09	12.00	04	96	0	35	0	61
09	12.00	05	109	0	39	0	70
09	12.00	06	18	0	2	0	16
09	12.00	07	14	0	1	0	13
09	12.00	08	12	0	5	0	7
09	12.00	09	12	0	0	7	5
09	12.00	TOTAL:	3,542	0	1,394	7	2,141
09	13.00	01	3,558	0	1,441	0	2,117
09	13.00	02	7	0	7	0	0
09	13.00	03	26	0	0	0	26
09	13.00	04	99	0	43	0	56
09	13.00	05	88	0	35	0	53
09	13.00	06	7	0	4	0	3

09	13.00	07	13	0	3	0	10
09	13.00	08	16	0	1	0	15
09	13.00	09	18	0	0	6	12
09	13.00	TOTAL:	3,832	0	1,534	6	2,292
09	14.00	01	3,857	0	1,438	0	2,419
09	14.00	02	2	0	2	0	0
09	14.00	03	34	0	0	0	34
09	14.00	04	74	0	28	0	46
09	14.00	05	72	0	30	0	42
09	14.00	06	10	0	2	0	8
09	14.00	07	2	0	0	0	2
09	14.00	08	25	0	6	0	19
09	14.00	09	14	0	0	4	10
09	14.00	TOTAL:	4,090	0	1,506	4	2,580
09	15.00	01	4,334	0	1,772	0	2,562
09	15.00	02	4	0	4	0	0
09	15.00	03	22	0	0	0	22
09	15.00	04	88	0	52	0	36
09	15.00	05	61	0	32	0	29
09	15.00	06	13	0	4	0	9
09	15.00	07	4	0	1	0	3
09	15.00	08	17	0	5	0	12
09	15.00	09	26	0	0	8	18
09	15.00	TOTAL:	4,569	0	1,870	8	2,691
09	16.00	01	4,388	0	1,495	0	2,893
09	16.00	02	3	0	3	0	0
09	16.00	03	22	0	0	0	22
09	16.00	04	76	0	33	0	43
09	16.00	05	48	0	25	0	23
09	16.00	06	18	0	5	0	13
09	16.00	07	6	0	0	0	6
09	16.00	08	7	0	0	0	7
09	16.00	09	39	0	0	10	29
09	16.00	TOTAL:	4,607	0	1,561	10	3,036
09	17.00	01	4,848	0	1,588	0	3,260
09	17.00	02	4	0	4	0	0
09	17.00	03	28	0	0	0	28
09	17.00	04	60	0	21	0	39
09	17.00	05	41	0	20	0	21
09	17.00	06	15	0	0	0	15
09	17.00	07	4	0	0	0	4
09	17.00	08	3	0	1	0	2
09	17.00	09	10	0	0	4	6
09	17.00	TOTAL:	5,013	0	1,634	4	3,375
09	18.00	01	4,399	0	1,557	0	2,842
09	18.00	02	3	0	3	0	0
09	18.00	03	22	0	0	0	22
09	18.00	04	33	0	13	0	20
09	18.00	05	35	0	17	0	18
09	18.00	06	6	0	2	0	4

09	18.00	07	3	0	0	0	3
09	18.00	08	5	0	1	0	4
09	18.00	09	9	0	0	2	7
09	18.00	TOTAL:	4,515	0	1,593	2	2,920
09	19.00	01	3,371	0	1,334	0	2,037
09	19.00	02	3	0	3	0	0
09	19.00	03	12	0	0	0	12
09	19.00	04	23	0	9	0	14
09	19.00	05	38	0	17	0	21
09	19.00	06	11	0	1	0	10
09	19.00	07	0	0	0	0	0
09	19.00	08	7	0	5	0	2
09	19.00	09	4	0	0	2	2
09	19.00	TOTAL:	3,469	0	1,369	2	2,098
09	20.00	01	2,766	0	1,242	0	1,524
09	20.00	02	1	0	1	0	0
09	20.00	03	24	0	0	0	24
09	20.00	04	20	0	15	0	5
09	20.00	05	37	0	16	0	21
09	20.00	06	5	0	2	0	3
09	20.00	07	4	0	0	0	4
09	20.00	08	1	0	0	0	1
09	20.00	09	8	0	0	3	5
09	20.00	TOTAL:	2,866	0	1,276	3	1,587
09	21.00	01	2,344	0	1,092	0	1,252
09	21.00	02	3	0	2	0	1
09	21.00	03	28	0	0	0	28
09	21.00	04	19	0	12	0	7
09	21.00	05	33	0	18	0	15
09	21.00	06	3	0	0	0	3
09	21.00	07	4	0	2	0	2
09	21.00	08	6	0	5	0	1
09	21.00	09	6	0	0	2	4
09	21.00	TOTAL:	2,446	0	1,131	2	1,313
09	22.00	01	1,918	0	779	0	1,139
09	22.00	02	3	0	2	0	1
09	22.00	03	38	0	0	0	38
09	22.00	04	5	0	1	0	4
09	22.00	05	31	0	18	0	13
09	22.00	06	2	0	0	0	2
09	22.00	07	4	0	1	0	3
09	22.00	08	5	0	2	0	3
09	22.00	09	3	0	0	2	1
09	22.00	TOTAL:	2,009	0	803	2	1,204
09	23.00	01	1,402	0	680	0	722
09	23.00	02	4	0	4	0	0
09	23.00	03	38	0	0	0	38
09	23.00	04	11	0	7	0	4
09	23.00	05	26	0	13	0	13
09	23.00	06	2	0	0	0	2

09	23.00	07	5	0	2	0	3
09	23.00	08	1	0	1	0	0
09	23.00	09	3	0	0	1	2
09	23.00	TOTAL:	1,492	0	707	1	784
09		TOTALS:	76,747	0	24,376	118	52,253

New York State Thruway Authority

Non-Audited Traffic Data Barrier Stations

Traffic Summary by Class every 60 Minutes

Wednesday August 21, 2002

STATION	TIME	CLASS	TOTAL				VALID
			VEHICLES	ACM	CASH	CHARGE	EZPASS
09	0.00	01	518	0	250	0	268
09	0.00	02	1	0	1	0	0
09	0.00	03	70	0	0	0	70
09	0.00	04	13	0	5	0	8
09	0.00	05	90	0	52	0	38
09	0.00	06	2	0	1	0	1
09	0.00	07	12	0	1	0	11
09	0.00	08	1	0	0	0	1
09	0.00	09	1	0	0	1	0
09	0.00	TOTAL:	708	0	310	1	397
09	1.00	01	345	0	182	0	163
09	1.00	02	2	0	2	0	0
09	1.00	03	48	0	2	0	46
09	1.00	04	12	0	1	0	11
09	1.00	05	107	0	64	0	43
09	1.00	06	1	0	1	0	0
09	1.00	07	8	0	2	0	6
09	1.00	08	1	0	0	0	1
09	1.00	09	2	0	0	0	2
09	1.00	TOTAL:	526	0	254	0	272
09	2.00	01	219	0	107	0	112
09	2.00	02	0	0	0	0	0
09	2.00	03	56	0	0	0	56
09	2.00	04	13	0	6	0	7
09	2.00	05	104	0	66	0	38
09	2.00	06	2	0	1	0	1
09	2.00	07	13	0	1	0	12
09	2.00	08	2	0	1	0	1
09	2.00	09	1	0	0	0	1
09	2.00	TOTAL:	410	0	182	0	228
09	3.00	01	209	0	94	0	115
09	3.00	02	0	0	0	0	0
09	3.00	03	54	0	2	0	52
09	3.00	04	24	0	10	0	14
09	3.00	05	125	0	78	0	47

09	3.00	06	3	0	0	0	3
09	3.00	07	10	0	2	0	8
09	3.00	08	1	0	0	0	1
09	3.00	09	0	0	0	0	0
09	3.00	TOTAL:	426	0	186	0	240
09	4.00	01	440	0	122	0	318
09	4.00	02	0	0	0	0	0
09	4.00	03	56	0	0	0	56
09	4.00	04	26	0	14	0	12
09	4.00	05	122	0	66	0	56
09	4.00	06	5	0	1	0	4
09	4.00	07	15	0	2	0	13
09	4.00	08	4	0	2	0	2
09	4.00	09	2	0	0	1	1
09	4.00	TOTAL:	670	0	207	1	462
09	5.00	01	1,739	0	326	0	1,413
09	5.00	02	1	0	1	0	0
09	5.00	03	50	0	0	0	50
09	5.00	04	57	0	13	0	44
09	5.00	05	173	0	71	0	102
09	5.00	06	16	0	3	0	13
09	5.00	07	41	0	4	0	37
09	5.00	08	6	0	0	0	6
09	5.00	09	8	0	0	5	3
09	5.00	TOTAL:	2,091	0	418	5	1,668
09	6.00	01	5,265	0	827	0	4,438
09	6.00	02	3	0	3	0	0
09	6.00	03	69	0	0	0	69
09	6.00	04	104	0	26	0	78
09	6.00	05	144	0	64	0	80
09	6.00	06	17	0	2	0	15
09	6.00	07	22	0	3	0	19
09	6.00	08	8	0	0	0	8
09	6.00	09	25	0	0	17	8
09	6.00	TOTAL:	5,657	0	925	17	4,715
09	7.00	01	5,533	0	959	0	4,574
09	7.00	02	2	0	2	0	0
09	7.00	03	41	0	1	0	40
09	7.00	04	122	0	57	0	65
09	7.00	05	122	0	48	0	74
09	7.00	06	7	0	0	0	7
09	7.00	07	19	0	8	0	11
09	7.00	08	7	0	2	0	5
09	7.00	09	21	0	0	12	9
09	7.00	TOTAL:	5,874	0	1,077	12	4,785
09	8.00	01	5,136	0	940	0	4,196
09	8.00	02	0	0	0	0	0
09	8.00	03	52	0	0	0	52
09	8.00	04	82	0	32	0	50
09	8.00	05	89	0	31	0	58

09	8.00	06	13	0	4	0	9
09	8.00	07	16	0	3	0	13
09	8.00	08	22	0	5	0	17
09	8.00	09	10	0	0	4	6
09	8.00	TOTAL:	5,420	0	1,015	4	4,401
09	9.00	01	4,079	0	1,042	0	3,037
09	9.00	02	3	0	3	0	0
09	9.00	03	52	0	0	0	52
09	9.00	04	110	0	49	0	61
09	9.00	05	131	0	50	0	81
09	9.00	06	14	0	2	0	12
09	9.00	07	14	0	1	0	13
09	9.00	08	20	0	3	0	17
09	9.00	09	27	0	0	13	14
09	9.00	TOTAL:	4,450	0	1,150	13	3,287
09	10.00	01	3,559	0	1,228	0	2,331
09	10.00	02	3	0	3	0	0
09	10.00	03	47	0	0	0	47
09	10.00	04	96	0	48	0	48
09	10.00	05	121	0	51	0	70
09	10.00	06	7	0	0	0	7
09	10.00	07	24	0	9	0	15
09	10.00	08	16	0	3	0	13
09	10.00	09	17	0	0	10	7
09	10.00	TOTAL:	3,890	0	1,342	10	2,538
09	11.00	01	3,552	0	1,366	0	2,186
09	11.00	02	2	0	2	0	0
09	11.00	03	42	0	0	0	42
09	11.00	04	99	0	45	0	54
09	11.00	05	130	0	50	0	80
09	11.00	06	22	0	5	0	17
09	11.00	07	20	0	3	0	17
09	11.00	08	24	0	10	0	14
09	11.00	09	18	0	0	12	6
09	11.00	TOTAL:	3,909	0	1,481	12	2,416
09	12.00	01	3,176	0	1,244	0	1,932
09	12.00	02	7	0	6	0	1
09	12.00	03	48	0	0	0	48
09	12.00	04	103	0	39	0	64
09	12.00	05	137	0	51	0	86
09	12.00	06	13	0	3	0	10
09	12.00	07	15	0	2	0	13
09	12.00	08	17	0	8	0	9
09	12.00	09	22	0	0	12	10
09	12.00	TOTAL:	3,538	0	1,353	12	2,173
09	13.00	01	3,169	0	1,311	0	1,858
09	13.00	02	7	0	7	0	0
09	13.00	03	63	0	0	0	63
09	13.00	04	92	0	40	0	52
09	13.00	05	143	0	74	0	69

09	13.00	06	12	0	2	0	10
09	13.00	07	18	0	0	0	18
09	13.00	08	10	0	3	0	7
09	13.00	09	18	0	0	9	9
09	13.00	TOTAL:	3,532	0	1,437	9	2,086
09	14.00	01	3,486	0	1,348	0	2,138
09	14.00	02	3	0	3	0	0
09	14.00	03	61	0	0	0	61
09	14.00	04	93	0	42	0	51
09	14.00	05	110	0	44	0	66
09	14.00	06	9	0	4	0	5
09	14.00	07	12	0	5	0	7
09	14.00	08	18	0	2	0	16
09	14.00	09	20	0	0	12	8
09	14.00	TOTAL:	3,812	0	1,448	12	2,352
09	15.00	01	3,823	0	1,604	0	2,219
09	15.00	02	9	0	8	0	1
09	15.00	03	32	0	0	0	32
09	15.00	04	95	0	48	0	47
09	15.00	05	91	0	44	0	47
09	15.00	06	11	0	1	0	10
09	15.00	07	8	0	0	0	8
09	15.00	08	13	0	4	0	9
09	15.00	09	28	0	0	5	23
09	15.00	TOTAL:	4,110	0	1,709	5	2,396
09	16.00	01	4,042	0	1,586	0	2,456
09	16.00	02	12	0	11	0	1
09	16.00	03	38	0	2	0	36
09	16.00	04	80	0	38	0	42
09	16.00	05	55	0	30	0	25
09	16.00	06	8	0	1	0	7
09	16.00	07	6	0	1	0	5
09	16.00	08	25	0	4	0	21
09	16.00	09	22	0	0	7	15
09	16.00	TOTAL:	4,288	0	1,673	7	2,608
09	17.00	01	4,447	0	1,478	0	2,969
09	17.00	02	0	0	0	0	0
09	17.00	03	36	0	2	0	34
09	17.00	04	59	0	16	0	43
09	17.00	05	64	0	36	0	28
09	17.00	06	5	0	0	0	5
09	17.00	07	5	0	3	0	2
09	17.00	08	9	0	3	0	6
09	17.00	09	7	0	0	0	7
09	17.00	TOTAL:	4,632	0	1,538	0	3,094
09	18.00	01	4,080	0	1,307	0	2,773
09	18.00	02	2	0	1	0	1
09	18.00	03	38	0	0	0	38
09	18.00	04	46	0	24	0	22
09	18.00	05	68	0	39	0	29

09	18.00	06	16	0	2	0	14
09	18.00	07	7	0	4	0	3
09	18.00	08	7	0	1	0	6
09	18.00	09	11	0	0	5	6
09	18.00	TOTAL:	4,275	0	1,378	5	2,892
09	19.00	01	3,105	0	1,205	0	1,900
09	19.00	02	8	0	7	0	1
09	19.00	03	38	0	0	0	38
09	19.00	04	43	0	20	0	23
09	19.00	05	90	0	51	0	39
09	19.00	06	6	0	1	0	5
09	19.00	07	3	0	1	0	2
09	19.00	08	0	0	0	0	0
09	19.00	09	5	0	0	2	3
09	19.00	TOTAL:	3,298	0	1,285	2	2,011
09	20.00	01	2,571	0	1,056	0	1,515
09	20.00	02	2	0	1	0	1
09	20.00	03	38	0	0	0	38
09	20.00	04	29	0	16	0	13
09	20.00	05	66	0	46	0	20
09	20.00	06	6	0	3	0	3
09	20.00	07	3	0	0	0	3
09	20.00	08	2	0	1	0	1
09	20.00	09	8	0	0	4	4
09	20.00	TOTAL:	2,725	0	1,123	4	1,598
09	21.00	01	2,269	0	943	0	1,326
09	21.00	02	3	0	3	0	0
09	21.00	03	54	0	0	0	54
09	21.00	04	19	0	13	0	6
09	21.00	05	77	0	47	0	30
09	21.00	06	5	0	2	0	3
09	21.00	07	6	0	2	0	4
09	21.00	08	1	0	0	0	1
09	21.00	09	8	0	0	1	7
09	21.00	TOTAL:	2,442	0	1,010	1	1,431
09	22.00	01	1,859	0	783	0	1,076
09	22.00	02	2	0	2	0	0
09	22.00	03	62	0	0	0	62
09	22.00	04	24	0	14	0	10
09	22.00	05	104	0	70	0	34
09	22.00	06	6	0	3	0	3
09	22.00	07	9	0	1	0	8
09	22.00	08	2	0	0	0	2
09	22.00	09	7	0	0	1	6
09	22.00	TOTAL:	2,075	0	873	1	1,201
09	23.00	01	1,155	0	533	0	622
09	23.00	02	1	0	1	0	0
09	23.00	03	62	0	0	0	62
09	23.00	04	9	0	4	0	5
09	23.00	05	99	0	65	0	34

09	23.00	06	4	0	0	0	4
09	23.00	07	9	0	0	0	9
09	23.00	08	2	0	2	0	0
09	23.00	09	12	0	0	1	11
09	23.00	TOTAL:	1,353	0	605	1	747
09		TOTALS:	74,111	0	23,979	134	49,998

March 13, 2002

Ms. Colleen Connolly, P.E.
Malick & Scherer, P.C.
One Salem Square
Route 22E, Box 14
Whitehouse Station, NJ 08889

Dear Ms. Connolly:

As requested, enclosed are bi-directional hourly traffic volumes and vehicular classifications for the Goethals Bridge.

This information is presented in the same format as previously sent to you. The hourly vehicle classification data is segregated according to automobiles, small trucks (2-3 axles), large trucks (4 axles or more), and buses. All of the traffic data is taken from the fall 2002 period.

For the eastbound (to New York) volumes, data is provided for each of the 24-hours and represents a typical weekday period. In the westbound direction, hourly manual figures are from 5 AM to 1 AM only.

If you have questions and/or require additional information, please feel free to give me a call at (212) 435-4846.

Sincerely,



Gerard E. Quelch
Supervising Transportation Planner
Tunnels, Bridges & Terminals Department

Encl.

Goethals Bridge
Friday Westbound
Hourly Vehicular Traffic By Type

Date: 11/01/02

Hour Beginning	Total Vehicles	Autos	Total Trucks	Small Trucks	Large Trucks	Buses
0500-0600	1,239	1,110	122	57	65	7
0600-0700	2,420	2,172	203	79	124	45
0700-0800	3,111	2,803	238	66	172	70
0800-0900	2,671	2,311	318	126	192	42
0900-1000	2,425	2,051	364	145	219	10
1000-1100	1,965	1,529	430	142	288	6
1100-1200	2,213	1,803	399	158	241	11
1200-1300	1,851	1,524	319	106	213	8
1300-1400	2,285	1,845	434	167	267	6
1400-1500	2,499	2,146	346	177	169	7
1500-1600	2,479	2,126	348	132	216	5
1600-1700	2,462	2,128	329	129	200	5
1700-1800	2,534	2,163	360	157	203	11
1800-1900	2,469	2,315	146	59	87	8
1900-2000	1,871	1,755	114	42	72	2
2000-2100	1,734	1,640	92	26	66	2
2100-2200	1,450	1,365	76	21	55	9
2200-2300	991	935	51	10	41	5
2300-2400	960	933	27	4	23	0
2400-0100	560	515	44	9	35	1

Goethals Bridge
Weekday Westbound
Hourly Vehicular Traffic By Type

Date: 11/13/02

Hour Beginning	Total Vehicles	Autos	Total Trucks	Small Trucks	Large Trucks	Buses
0500-0600	927	813	111	58	53	3
0600-0700	2,079	1,888	156	75	81	35
0700-0800	3,046	2,768	209	90	119	69
0800-0900	2,894	2,561	287	136	151	46
0900-1000	2,292	1,972	311	141	170	9
1000-1100	1,873	1,519	344	163	181	10
1100-1200	1,877	1,490	383	169	214	4
1200-1300	1,721	1,308	412	159	253	1
1300-1400	1,811	1,389	414	205	209	8
1400-1500	2,074	1,676	384	156	228	14
1500-1600	2,076	1,749	317	149	168	10
1600-1700	2,252	1,969	277	142	135	6
1700-1800	2,211	1,993	216	108	108	2
1800-1900	1,828	1,672	152	87	65	4
1900-2000	1,325	1,213	108	57	51	4
2000-2100	1,034	962	69	40	29	3
2100-2200	965	906	57	27	30	2
2200-2300	739	671	67	32	35	1
2300-2400	504	455	49	16	33	0
2400-0100	313	275	36	19	17	2

Goethals Bridge
Average Weekday Traffic by Vehicle Type
October 2002

Hour	Autos	Buses	Total Trucks	Small Trucks	Large Trucks	Total Vehicles
0000	671	8	102	19	83	781
0100	381	5	115	23	92	501
0200	287	4	130	24	106	421
0300	235	2	180	33	147	417
0400	377	5	265	58	207	647
0500	914	8	313	87	226	1,235
0600	1,651	12	352	132	220	2,015
0700	1,512	25	316	129	187	1,853
0800	1,553	23	333	141	192	1,909
0900	1,503	35	352	152	200	1,890
1000	1,414	34	341	143	198	1,789
1100	1,370	15	310	127	183	1,695
1200	1,486	12	282	118	164	1,780
1300	1,639	12	267	121	146	1,918
1400	1,910	14	256	118	138	2,180
1500	2,254	16	222	107	115	2,492
1600	2,616	27	181	97	84	2,824
1700	2,966	44	151	81	70	3,161
1800	2,664	60	117	64	53	2,841
1900	2,097	35	101	54	47	2,233
2000	1,592	19	83	36	47	1,694
2100	1,469	11	84	28	56	1,564
2200	1,334	10	87	25	62	1,431
2300	1,048	8	92	19	73	1,148
24Hrs	34,943	444	5,032	1,936	3,096	40,419
6 - 10 AM	6,219	95	1,353	554	799	7,667
4 - 7 PM	8,246	131	449	242	207	8,826



March 3, 2002

Ms. Colleen Connolly, P.E.
Malick & Scherer, P.C.
One Salem Square
Route 22E, Box 14
Whitehouse Station, NJ 08889

Dear Ms. Connolly:

As requested in your letter of February 20th, enclosed are bi-directional hourly traffic volumes and vehicular classifications for the George Washington Bridge (GWB), Lincoln Tunnel, Holland Tunnel, and the Outerbridge Crossing.

The hourly vehicle classification data is segregated according to automobiles, small trucks (2-3 axles), large trucks (4 axles or more), and buses. All of the traffic data is taken from the fall 2002 period.

For the eastbound (to New York) volumes, data is provided for each of the 24-hours and represents a typical weekday period. Please note that the GWB volumes are listed independently by the upper and lower levels as well as the Palisades Interstate Parkway. All levels are then combined to provide a tally of total 24-hour eastbound GWB volume.

In the westbound direction, hourly figures are from 5 AM to 1 AM the following morning only. This limitation is due to the fact that, since the Port Authority does not collect tolls in the westbound direction, such data must be manually collected. The latest survey provides for two westbound day types, a Wednesday and Friday period.

Finally, unlike the eastbound data set, the westbound upper level of the GWB already incorporates the Palisades Interstate Parkway traffic in its figures.

I hope you find this information helpful. If you have questions and/or require additional information, please feel free to give me a call at (212) 435-4846.

Sincerely,



Gerard E. Quelch
Supervising Transportation Planner
Tunnels, Bridges & Terminals Department

Encl.

George Washington Bridge
Weekday Westbound
Hourly Vehicular Traffic By Type
Upper Level

Hour Beginning	Total			Date: 11/13/02		
	Vehicles	Autos	Trucks	Small Trucks	Large Trucks	Buses
0500-0600	1908	1249	654	127	527	5
0600-0700	3247	2573	634	147	487	40
0700-0800	4414	3819	568	176	392	27
0800-0900	4903	4177	663	187	496	63
0900-1000	4628	3743	806	184	622	79
1000-1100	3452	2590	802	218	584	60
1100-1200	3731	2762	924	245	679	45
1200-1300	4211	2957	1221	370	851	33
1300-1400	4141	2864	1245	395	850	32
1400-1500	5989	4592	1356	467	889	41
1500-1600	6634	5600	988	376	612	46
1600-1700	6566	5664	844	361	483	58
1700-1800	7138	6401	661	252	409	78
1800-1900	5821	5249	508	114	392	66
1900-2000	5383	4758	578	148	430	47
2000-2100	4698	4171	487	102	385	40
2100-2200	4240	3718	488	68	420	34
2200-2300	3668	3138	503	70	433	25
2300-2400	4455	4029	414	80	334	12
2400-0100	3584	3121	458	68	390	5

George Washington Bridge
Friday Westbound
Hourly Vehicular Traffic By Type
Upper Level

Hour Beginning	Total			Date: 11/08/02		
	Vehicles	Autos	Trucks	Small Trucks	Large Trucks	Buses
0500-0600	2271	1810	355	95	260	106
0600-0700	4993	3968	801	267	534	224
0700-0800	6278	5338	675	280	415	265
0800-0900	4817	4017	758	304	454	42
0900-1000	4140	3263	834	301	533	43
1000-1100	4523	3353	1101	339	762	69
1100-1200	4667	3455	1161	382	779	51
1200-1300	4554	3434	1053	417	636	67
1300-1400	4779	3773	916	346	570	90
1400-1500	6044	5131	805	336	469	108
1500-1600	6919	6080	754	305	449	85
1600-1700	6736	5684	774	309	465	78
1700-1800	6845	5985	775	320	455	85
1800-1900	6693	5689	722	259	463	82
1900-2000	7110	6441	600	214	386	69
2000-2100	5921	5428	431	110	321	62
2100-2200	5161	4503	581	127	454	77
2200-2300	4457	3655	563	116	447	39
2300-2400	3898	3471	409	90	319	18
2400-0100	4208	3828	370	62	308	10

George Washington Bridge
Weekday Westbound
Hourly Vehicular Traffic By Type
Lower Level

Hour Beginning	Total			Date: 11/13/02		
	Vehicles	Autos	Trucks	Small Trucks	Large Trucks	Buses
0500-0600	768	763	4	3	1	1
0600-0700	2127	2122	1	1	0	4
0700-0800	3006	3000	3	2	1	3
0800-0900	3374	3355	2	1	1	17
0900-1000	2551	2526	4	2	2	21
1000-1100	1706	1692	4	3	1	10
1100-1200	1909	1902	3	2	1	4
1200-1300	2435	2423	4	2	2	8
1300-1400	2423	2398	18	18	0	7
1400-1500	3022	3018	0	0	0	4
1500-1600	4192	4174	13	10	3	5
1600-1700	4350	4328	6	4	2	16
1700-1800	3694	3684	2	1	1	8
1800-1900	3466	3446	7	4	3	13
1900-2000	3752	3738	3	2	1	11
2000-2100	2727	2715	1	1	0	11
2100-2200	2285	2272	0	0	0	13
2200-2300	1683	1676	0	0	0	7
2300-2400	271	269	0	0	0	2
2400-0100	0	0	0	0	0	0

George Washington Bridge
Friday Westbound
Hourly Vehicular Traffic By Type
Lower Level

Hour Beginning	Total			Date: 11/08/02		
	Vehicles	Autos	Trucks	Small Trucks	Large Trucks	Buses
0500-0600	1248	1240	5	3	2	3
0600-0700	2817	2800	4	2	2	13
0700-0800	3281	3245	3	1	2	13
0800-0900	3399	3382	2	2	0	15
0900-1000	2492	2443	15	10	5	34
1000-1100	2005	1974	10	8	2	21
1100-1200	2135	2108	10	8	2	17
1200-1300	2338	2301	11	10	1	26
1300-1400	2656	2627	7	7	0	22
1400-1500	2849	2844	1	1	0	4
1500-1600	4743	4734	7	5	2	2
1600-1700	5371	5358	5	5	0	8
1700-1800	4781	4773	0	0	0	8
1800-1900	4396	4387	2	2	0	7
1900-2000	4873	4860	1	1	0	12
2000-2100	3264	3259	0	0	0	5
2100-2200	2696	2686	1	1	0	11
2200-2300	2281	2272	1	1	0	8
2300-2400	1805	1799	0	0	0	6
2400-0100	368	367	1	1	0	0

Holland Tunnel
 Summary of all locations
 Friday Westbound
 Hourly Vehicular Traffic By Type

Hour Beginning	Total Vehicles	Autos	Total Trucks	Small Trucks	Large Trucks	Buses	Date: 11/01/02	
0500-0600	1477	1464	11	11	0	2		
0600-0700	1995	1972	12	12	0	11		
0700-0800	2627	2562	25	25	0	40		
0800-0900	2272	2204	9	9	0	59		
0900-1000	1531	1462	11	11	0	58		
1000-1100	1837	1805	9	9	0	23		
1100-1200	1787	1763	13	13	0	11		
1200-1300	1854	1835	10	10	0	9		
1300-1400	2453	2431	11	11	0	11		
1400-1500	2853	2843	1	1	0	9		
1500-1600	2923	2905	3	3	0	15		
1600-1700	2831	2784	3	3	0	44		
1700-1800	2799	2723	4	4	0	72		
1800-1900	3106	3056	3	3	0	47		
1900-2000	3669	3637	3	0	3	29		
2000-2100	3722	3706	4	2	2	12		
2100-2200	2542	2525	7	7	0	10		
2200-2300	2226	2216	7	7	0	3		
2300-2400	2023	2008	8	5	3	7		
2400-0100	1705	1696	9	9	0	0		

Holland Tunnel
 Summary of all locations
 Weekday Westbound
 Hourly Vehicular Traffic By Type

Hour Beginning	Total Vehicles	Autos	Total Trucks	Small Trucks	Large Trucks	Buses	Date: 11/13/02	
0500-0600	1258	1250	7	7	0	1		
0600-0700	1880	1844	11	11	0	25		
0700-0800	2316	2267	8	8	0	41		
0800-0900	2393	2312	15	13	2	66		
0900-1000	1834	1767	13	13	0	54		
1000-1100	1853	1819	16	13	3	18		
1100-1200	1404	1384	10	10	0	10		
1200-1300	1518	1501	9	9	0	8		
1300-1400	2047	2032	6	6	0	9		
1400-1500	2446	2431	5	5	0	10		
1500-1600	2924	2906	5	5	0	13		
1600-1700	3059	3004	0	0	0	55		
1700-1800	2963	2900	1	1	0	62		
1800-1900	3332	3286	3	3	0	43		
1900-2000	2500	2471	1	1	0	28		
2000-2100	2922	2892	4	4	0	26		
2100-2200	3043	3028	4	4	0	11		
2200-2300	2210	2187	13	13	0	10		
2300-2400	1877	1857	14	12	2	6		
2400-0100	1385	1376	7	3	4	2		

Lincoln Tunnel
 Weekday Westbound
 Hourly Vehicular Traffic By Type

Hour Beginning	Total			Date: 11/20/02		
	Vehicles	Autos	Trucks	Small Trucks	Large Trucks	Buses
0500-0600	931	672	222	129	93	37
0600-0700	1762	1301	225	149	76	236
0700-0800	2560	1803	177	119	58	580
0800-0900	4046	3025	257	180	77	764
0900-1000	2602	1644	315	251	64	643
1000-1100	2128	1491	359	279	80	278
1100-1200	1959	1419	348	271	77	192
1200-1300	2405	1931	310	277	33	164
1300-1400	3243	2485	568	514	54	190
1400-1500	3853	3236	448	401	47	169
1500-1600	4048	3378	388	352	36	282
1600-1700	4659	3850	272	255	17	537
1700-1800	4130	3209	164	148	16	757
1800-1900	5282	4207	236	217	19	839
1900-2000	5208	4574	196	174	22	438
2000-2100	4268	3856	128	96	32	284
2100-2200	3488	3211	99	74	25	178
2200-2300	3318	3065	120	79	41	133
2300-2400	2917	2667	105	63	42	145
2400-0100	1776	1595	87	54	33	94

Lincoln Tunnel
 Friday Westbound
 Hourly Vehicular Traffic By Type

Hour Beginning	Total			Date: 11/01/02		
	Vehicles	Autos	Trucks	Small Trucks	Large Trucks	Buses
0500-0600	1013	775	160	104	56	78
0600-0700	1684	1169	265	178	87	250
0700-0800	2357	1574	217	169	48	566
0800-0900	2240	1265	244	195	49	731
0900-1000	2273	1388	325	274	51	560
1000-1100	2429	1752	385	314	71	292
1100-1200	2481	1865	410	348	62	206
1200-1300	2695	2111	392	349	43	192
1300-1400	3664	3050	416	343	73	198
1400-1500	4103	3447	442	375	67	214
1500-1600	4030	3405	369	336	33	256
1600-1700	4628	3968	243	215	28	417
1700-1800	3498	2686	187	172	15	625
1800-1900	3762	2899	137	124	13	726
1900-2000	4680	4004	227	207	20	449
2000-2100	4210	3689	145	108	37	376
2100-2200	3232	2907	111	63	48	214
2200-2300	2979	2710	94	58	36	175
2300-2400	3149	2914	75	45	30	160
2400-0100	2209	2056	49	33	16	104

Outerbridge Crossing
Friday Westbound
Hourly Vehicular Traffic By Type

Date: 11/01/02

Hour Beginning	Total Vehicles	Autos	Total Trucks	Small Trucks	Large Trucks	Buses
0500-0600	535	449	86	41	45	0
0600-0700	1382	1270	107	52	55	5
0700-0800	2477	2339	130	71	59	8
0800-0900	2499	2345	150	77	73	4
0900-1000	2106	1893	192	91	101	21
1000-1100	2048	1834	179	91	88	35
1100-1200	2451	2209	238	118	120	4
1200-1300	2001	1793	200	111	89	8
1300-1400	2038	1822	207	107	100	9
1400-1500	2461	2270	186	94	92	5
1500-1600	2897	2787	104	49	55	6
1600-1700	2997	2880	116	48	68	1
1700-1800	2730	2639	91	72	19	0
1800-1900	2313	2285	27	15	12	1
1900-2000	2234	2192	33	15	18	9
2000-2100	1944	1860	66	38	28	18
2100-2200	1415	1377	32	14	18	6
2200-2300	1148	1112	31	11	20	5
2300-2400	938	908	24	12	12	6
2400-0100	524	492	31	10	21	1

Outerbridge Crossing
Weekday Westbound
Hourly Vehicular Traffic By Type

Date: 11/13/02

Hour Beginning	Total Vehicles	Autos	Total Trucks	Small Trucks	Large Trucks	Buses
0500-0600	506	417	89	23	66	0
0600-0700	1222	1105	113	50	63	4
0700-0800	2202	2067	129	68	61	6
0800-0900	2305	2148	145	63	82	12
0900-1000	2053	1845	159	82	77	49
1000-1100	1797	1580	196	98	98	21
1100-1200	1727	1495	226	116	110	6
1200-1300	1635	1422	210	113	97	3
1300-1400	1705	1503	198	110	88	4
1400-1500	2020	1856	161	71	90	3
1500-1600	2533	2375	152	83	69	6
1600-1700	2337	2241	95	60	35	1
1700-1800	2336	2264	72	48	24	0
1800-1900	2188	2094	89	42	47	5
1900-2000	1655	1602	51	27	24	2
2000-2100	1356	1302	47	23	24	7
2100-2200	1339	1295	38	11	27	6
2200-2300	804	763	40	20	20	1
2300-2400	643	592	51	15	36	0
2400-0100	328	299	29	12	17	0

EASTBOUND

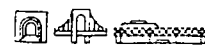
George Washington Bridge Average Weekday Traffic by Vehicle Type October 2002

Hour	Autos	Buses	Total Trucks	Small Trucks	Large Trucks	Total Vehicles
0000	1,461	17	408	64	344	1,886
0100	812	12	449	75	374	1,273
0200	606	5	505	73	432	1,116
0300	623	10	628	96	532	1,261
0400	1,161	16	829	183	646	2,006
0500	4,452	37	1,106	317	789	5,595
0600	10,426	80	1,091	474	617	11,597
0700	10,341	122	778	372	406	11,241
0800	9,059	131	791	393	398	9,981
0900	8,329	111	868	393	475	9,308
1000	6,943	86	846	358	488	7,875
1100	5,996	76	795	319	476	6,867
1200	5,620	78	722	293	429	6,420
1300	5,572	77	645	285	360	6,294
1400	6,229	106	639	299	340	6,974
1500	7,131	116	548	263	285	7,795
1600	8,441	154	478	239	239	9,073
1700	9,223	130	399	187	212	9,752
1800	8,912	114	365	156	209	9,391
1900	6,930	100	381	129	252	7,411
2000	5,052	74	370	111	259	5,496
2100	4,328	58	381	123	258	4,767
2200	3,771	39	393	86	307	4,203
2300	2,782	28	366	63	303	3,176
24Hrs	134,200	1,777	14,781	5,351	9,430	150,758
6 - 10 AM	38,155	444	3,528	1,632	1,896	42,127
4 - 7 PM	26,576	398	1,242	582	660	28,216



George Washington Bridge - Upper Level
Average Weekday Traffic by Vehicle Type
October 2002

Hour	Autos	Buses	Total Trucks	Small Trucks	Large Trucks	Total Vehicles
0000	1,116	14	360	56	304	1,490
0100	637	10	391	65	326	1,038
0200	476	4	439	63	376	919
0300	471	8	546	84	462	1,025
0400	817	13	734	162	572	1,564
0500	1,340	25	1,086	309	777	2,451
0600	2,753	59	1,080	464	616	3,892
0700	3,431	99	772	366	406	4,302
0800	2,933	102	784	387	397	3,819
0900	2,597	86	859	385	474	3,542
1000	2,197	65	838	351	487	3,100
1100	2,130	57	786	312	474	2,973
1200	2,193	57	710	285	425	2,960
1300	2,238	54	634	278	356	2,926
1400	2,559	74	629	292	337	3,262
1500	2,798	76	539	256	283	3,413
1600	3,256	90	469	232	237	3,815
1700	3,665	84	392	181	211	4,141
1800	3,548	79	357	149	208	3,984
1900	2,853	63	373	122	251	3,289
2000	2,170	46	366	107	259	2,582
2100	1,809	35	376	119	257	2,220
2200	1,596	26	379	81	298	2,001
2300	1,995	23	323	55	268	2,341
24Hrs	51,578	1,249	14,222	5,161	9,061	67,049
6 - 10 AM	11,714	346	3,495	1,602	1,893	15,555
4 - 7 PM	10,469	253	1,218	562	656	11,940



George Washington Bridge - Lower Level
Average Weekday Traffic by Vehicle Type
October 2002

Hour	Autos	Buses	Total Trucks	Small Trucks	Large Trucks	Total Vehicles
0000	228	2	48	8	40	278
0100	120	2	58	10	48	180
0200	87	1	66	10	56	154
0300	90	2	82	12	70	174
0400	191	2	96	21	75	289
0500	2,198	10	21	9	12	2,229
0600	5,310	19	11	10	1	5,340
0700	4,908	19	5	5	0	4,932
0800	4,286	23	7	6	1	4,316
0900	3,973	21	8	7	1	4,002
1000	3,292	17	7	6	1	3,316
1100	2,686	16	8	6	2	2,710
1200	2,397	19	10	7	3	2,426
1300	2,372	18	9	6	3	2,399
1400	2,611	29	10	7	3	2,650
1500	3,123	34	8	6	2	3,165
1600	3,790	55	7	6	1	3,852
1700	3,967	36	7	6	1	4,010
1800	3,910	31	8	6	2	3,949
1900	3,032	32	7	6	1	3,071
2000	2,166	25	5	4	1	2,196
2100	1,914	20	4	3	1	1,938
2200	1,629	11	14	5	9	1,654
2300	526	4	42	7	35	572
24Hrs	58,806	448	548	179	369	59,802
6 - 10 AM	18,477	82	31	28	3	18,590
4 - 7 PM	11,667	122	22	18	4	11,811



George Washington Bridge - PIP
Average Weekday Traffic by Vehicle Type
October 2002

Hour	Autos	Buses	Total Trucks	Small Trucks	Large Trucks	Total Vehicles
0000	118	0	0	0	0	118
0100	55	0	0	0	0	55
0200	42	0	0	0	0	42
0300	61	0	0	0	0	61
0400	152	1	0	0	0	153
0500	913	2	0	0	0	915
0600	2,363	3	1	1	0	2,367
0700	2,002	4	0	0	0	2,006
0800	1,840	7	1	1	0	1,848
0900	1,759	4	1	1	0	1,764
1000	1,454	4	1	1	0	1,459
1100	1,180	3	1	1	0	1,184
1200	1,030	3	1	1	0	1,034
1300	962	4	1	1	0	967
1400	1,058	3	1	1	0	1,062
1500	1,210	6	1	1	0	1,217
1600	1,395	9	1	1	0	1,405
1700	1,592	10	1	1	0	1,603
1800	1,454	4	1	1	0	1,459
1900	1,045	4	1	1	0	1,050
2000	716	3	0	0	0	719
2100	605	4	0	0	0	609
2200	546	3	0	0	0	549
2300	261	1	1	1	0	263
24Hrs	23,813	82	14	14		23,909
6 - 10 AM	7,964	18	1	3	0	1,848
4 - 7 PM	4,441	23	3	3	0	4,467



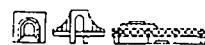
Lincoln Tunnel
Average Weekday Traffic by Vehicle Type
October 2002

Hour	Autos	Buses	Total Trucks	Small Trucks	Large Trucks	Total Vehicles
0000	738	55	60	46	14	853
0100	423	24	75	57	18	522
0200	325	10	78	61	17	413
0300	329	14	109	84	25	452
0400	557	23	187	140	47	767
0500	1,893	115	351	281	70	2,359
0600	4,031	400	423	349	74	4,854
0700	3,645	739	330	286	44	4,714
0800	3,215	833	279	253	26	4,327
0900	3,559	506	276	248	28	4,341
1000	3,133	263	231	204	27	3,627
1100	2,719	208	204	181	23	3,131
1200	2,373	187	183	161	22	2,743
1300	2,262	214	165	147	18	2,641
1400	2,298	246	151	137	14	2,695
1500	2,437	368	127	115	12	2,932
1600	1,819	526	82	75	7	2,427
1700	1,480	406	50	46	4	1,936
1800	1,852	349	50	45	5	2,251
1900	2,324	324	66	57	9	2,714
2000	1,889	201	78	63	15	2,168
2100	1,798	151	81	62	19	2,030
2200	1,695	117	78	56	22	1,890
2300	1,458	99	71	48	23	1,628
24Hrs	48,252	6,378	3,785	3,202	583	58,415
6 - 10 AM	14,450	2,478	1,308	1,136	172	18,236
4 - 7 PM	5,151	1,281	182	166	16	6,614



Holland Tunnel
Average Weekday Traffic by Vehicle Type
October 2002

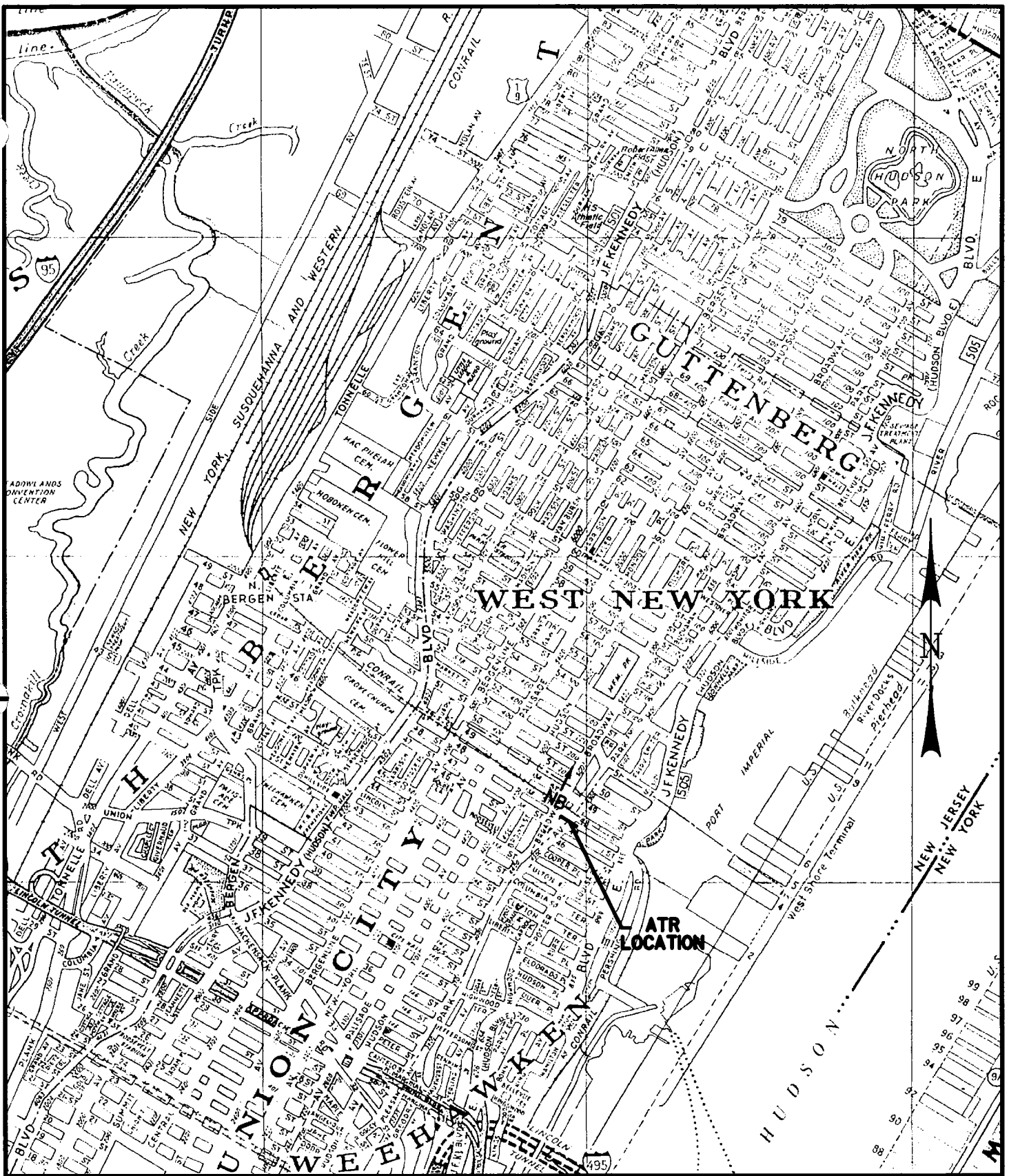
Hour	Autos	Buses	Total Trucks	Small Trucks	Large Trucks	Total Vehicles
0000	814	8	25	24	1	847
0100	489	4	30	29	1	523
0200	342	3	38	38	0	383
0300	307	2	56	55	1	365
0400	460	4	87	86	1	551
0500	2,075	18	117	115	2	2,210
0600	2,010	52	135	134	1	2,197
0700	2,419	80	176	174	2	2,675
0800	2,214	83	157	153	4	2,454
0900	2,064	38	120	115	5	2,222
1000	2,572	24	105	101	4	2,701
1100	1,994	24	91	89	2	2,109
1200	1,838	19	84	83	1	1,941
1300	1,859	25	81	79	2	1,965
1400	2,009	31	84	83	1	2,124
1500	2,298	50	76	75	1	2,424
1600	2,540	75	69	68	1	2,684
1700	2,793	57	43	43	0	2,893
1800	2,763	39	34	34	0	2,836
1900	2,491	28	27	26	1	2,546
2000	1,923	21	24	24	0	1,968
2100	1,764	17	24	24	0	1,805
2200	1,766	18	30	29	1	1,814
2300	1,449	9	27	26	1	1,485
24Hrs	43,253	729	1,740	1,707	33	45,722
6 - 10 AM	8,707	253	588	576	12	9,548
4 - 7 PM	8,096	171	146	145	1	8,413



Outerbridge Crossing
Average Weekday Traffic by Vehicle Type
October 2002

Hour	Autos	Buses	Total Trucks	Small Trucks	Large Trucks	Total Vehicles
0000	244	4	44	7	37	292
0100	146	2	44	5	39	192
0200	115	1	57	9	48	173
0300	132	1	85	14	71	218
0400	305	2	119	24	95	426
0500	1,541	8	236	81	155	1,785
0600	2,678	8	213	99	114	2,899
0700	2,519	8	171	93	78	2,698
0800	2,234	8	170	90	80	2,412
0900	1,994	6	170	82	88	2,170
1000	1,643	6	165	74	91	1,814
1100	1,522	6	155	72	83	1,683
1200	1,586	7	146	71	75	1,739
1300	1,707	12	136	72	64	1,855
1400	1,892	7	135	79	56	2,034
1500	2,088	11	116	72	44	2,215
1600	2,455	9	100	66	34	2,564
1700	2,836	10	80	54	26	2,926
1800	2,326	22	67	36	31	2,415
1900	1,808	33	65	28	37	1,906
2000	1,449	20	55	19	36	1,524
2100	1,130	7	51	14	37	1,188
2200	711	2	41	11	30	754
2300	483	4	38	8	30	525
24Hrs	35,544	204	2,659	1,180	1,479	38,407
6 - 10 AM	9,425	30	724	364	360	10,179
4 - 7 PM	7,617	41	247	156	91	7,905





Malick & Scherer, P.C. — **M&S** —
 Consulting Engineers
 Construction Inspectors

One Salem Square, 295 Route 22 East, Whitehouse Station, New Jersey 08889
 Phone (908) 534-4995 Fax (908) 534-0507

ATR LOCATION MAP	
PARK AVENUE SOUTH OF 48 STREET	
PORTWAY EXTENSION CONCEPT DEVELOPMENT AND CSM STUDY	
NOT TO SCALE	DATE: 4/2/03

Portway
Union City/ Weehawken, Hudson County

Start Date: 1/30/2003
 Start Time: 1:30:00 PM
 Site Code: 8-5
 Station ID: 08245
 Location : Park Avenue Between 47th & 48th Street
 Park Ave-NB

Day	Date	Time	Class 1	Class 2	Class 3	Class 4	Class 5	Class 6	Class 7	Class 8	Class 9	Class 10	Class 11	Class 12	Class 13	Class 14	Total
Saturday	2/1/03	6:30 PM	3	15	0	0	0	6	0	0	1	0	0	0	0	54	79
Saturday	2/1/03	6:45 PM	11	24	2	0	0	5	0	0	0	1	0	0	1	42	86
Saturday	2/1/03	7:00 PM	5	26	0	0	0	5	1	0	1	0	0	0	1	26	65
Saturday	2/1/03	7:15 PM	6	29	0	1	0	8	0	0	0	0	0	0	0	18	62
Saturday	2/1/03	7:30 PM	4	18	0	1	0	2	0	1	0	0	0	0	0	49	75
Saturday	2/1/03	7:45 PM	2	10	1	0	0	2	0	0	0	0	0	0	0	53	68
Saturday	2/1/03	8:00 PM	5	24	1	0	0	1	1	0	0	0	0	0	1	34	67
Saturday	2/1/03	8:15 PM	5	16	1	0	0	4	1	0	1	0	0	0	0	35	63
Saturday	2/1/03	8:30 PM	2	13	1	1	0	5	0	0	0	0	0	0	0	28	50
Saturday	2/1/03	8:45 PM	5	22	1	0	0	4	1	0	0	1	0	0	0	9	43
Saturday	2/1/03	9:00 PM	3	17	0	1	0	4	0	0	0	0	0	0	1	19	45
Saturday	2/1/03	9:15 PM	5	20	2	0	0	6	0	0	0	0	0	0	0	15	48
Saturday	2/1/03	9:30 PM	5	21	3	0	0	3	0	0	0	0	0	0	1	56	89
Saturday	2/1/03	9:45 PM	1	14	0	0	0	2	0	0	0	0	0	0	0	45	62
Saturday	2/1/03	10:00 PM	1	21	2	0	0	2	0	0	1	0	0	0	0	23	50
Saturday	2/1/03	10:15 PM	5	16	1	0	0	4	0	0	0	0	0	0	0	29	55
Saturday	2/1/03	10:30 PM	6	12	0	0	0	3	1	0	0	0	0	0	0	21	43
Saturday	2/1/03	10:45 PM	3	13	1	0	0	1	1	0	0	0	0	0	0	13	32
Saturday	2/1/03	11:00 PM	0	1	0	0	0	0	0	0	0	0	0	0	0	33	34
Saturday	2/1/03	11:15 PM	3	11	0	0	0	3	0	0	0	0	0	0	0	12	29
Saturday	2/1/03	11:30 PM	1	17	0	0	0	1	0	0	0	0	0	0	0	11	30
Saturday	2/1/03	11:45 PM	1	15	1	0	0	5	1	0	0	0	0	0	0	15	38
		Total	273	1529	98	25	17	255	30	4	14	6	0	1	23	2315	4590
Sunday	2/2/03	12:00 AM	2	11	1	0	0	3	1	0	0	0	0	0	0	19	37
Sunday	2/2/03	12:15 AM	2	2	0	0	0	0	0	0	0	0	0	0	0	23	27
Sunday	2/2/03	12:30 AM	5	9	1	0	0	2	0	0	0	0	0	0	0	13	30
Sunday	2/2/03	12:45 AM	1	2	0	0	0	2	0	0	0	0	0	0	0	6	11
Sunday	2/2/03	1:00 AM	1	7	0	0	0	2	0	0	0	0	0	0	0	11	21
Sunday	2/2/03	1:15 AM	2	8	0	0	0	3	2	0	0	0	0	0	0	4	19
Sunday	2/2/03	1:30 AM	0	2	0	0	0	1	0	0	0	0	0	0	0	9	12
Sunday	2/2/03	1:45 AM	2	7	1	0	0	2	0	0	0	0	0	0	0	5	17
Sunday	2/2/03	2:00 AM	0	1	0	0	0	0	0	0	0	0	0	0	0	4	5
Sunday	2/2/03	2:15 AM	1	4	0	0	1	5	0	0	0	0	0	0	0	4	15
Sunday	2/2/03	2:30 AM	1	2	1	0	0	1	0	0	0	0	0	0	0	2	7
Sunday	2/2/03	2:45 AM	3	5	0	1	0	0	0	0	0	0	0	0	0	2	11
Sunday	2/2/03	3:00 AM	0	1	1	0	0	2	0	0	0	0	0	0	0	4	8
Sunday	2/2/03	3:15 AM	1	6	0	0	0	0	0	0	0	0	0	0	0	4	11
Sunday	2/2/03	3:30 AM	0	4	0	0	0	1	0	0	0	0	0	0	0	4	9
Sunday	2/2/03	3:45 AM	0	1	1	0	1	0	1	0	0	0	0	0	0	4	8
Sunday	2/2/03	4:00 AM	0	3	0	0	0	1	0	0	0	0	0	0	0	6	10
Sunday	2/2/03	4:15 AM	1	5	0	0	0	1	0	0	0	0	0	0	0	4	11
Sunday	2/2/03	4:30 AM	0	5	0	0	0	2	0	0	0	0	0	0	0	2	9
Sunday	2/2/03	4:45 AM	1	3	0	0	0	2	0	0	0	0	0	0	0	1	7
Sunday	2/2/03	5:00 AM	1	2	0	0	0	0	0	0	0	0	0	0	0	1	4
Sunday	2/2/03	5:15 AM	0	2	1	0	0	0	0	0	0	0	0	0	0	2	5
Sunday	2/2/03	5:30 AM	0	5	1	0	1	3	0	0	0	0	0	0	0	3	13
Sunday	2/2/03	5:45 AM	1	1	0	0	0	0	0	0	0	0	0	0	0	2	4
Sunday	2/2/03	6:00 AM	1	1	0	0	0	1	0	0	0	0	0	0	0	4	7
Sunday	2/2/03	6:15 AM	0	2	0	0	0	0	0	0	0	0	0	0	0	2	4
Sunday	2/2/03	6:30 AM	0	3	0	0	0	0	0	0	0	0	0	0	0	3	6
Sunday	2/2/03	6:45 AM	0	3	0	0	0	0	0	0	0	0	0	0	0	2	5
Sunday	2/2/03	7:00 AM	0	5	0	0	0	0	0	0	0	0	0	0	0	11	16
Sunday	2/2/03	7:15 AM	0	2	1	0	0	2	0	0	0	0	0	0	0	6	11
Sunday	2/2/03	7:30 AM	0	3	0	0	0	1	0	0	0	0	0	0	0	3	7
Sunday	2/2/03	7:45 AM	1	4	0	0	0	2	0	1	0	0	0	0	0	3	10
Sunday	2/2/03	8:00 AM	2	4	0	0	0	1	1	0	0	0	0	0	0	5	13
Sunday	2/2/03	8:15 AM	2	3	0	0	0	0	1	0	0	0	0	0	0	4	10
Sunday	2/2/03	8:30 AM	0	1	1	1	1	2	1	0	0	0	0	0	0	5	12
Sunday	2/2/03	8:45 AM	0	7	1	0	0	1	0	0	0	0	0	0	0	27	36
Sunday	2/2/03	9:00 AM	3	10	2	0	0	4	1	0	0	0	0	0	0	2	22
Sunday	2/2/03	9:15 AM	2	5	2	0	0	1	1	0	0	0	0	0	0	33	44
Sunday	2/2/03	9:30 AM	2	4	0	0	0	0	0	0	0	0	0	0	0	21	27
Sunday	2/2/03	9:45 AM	0	10	1	0	0	1	0	0	0	0	0	0	0	24	36
Sunday	2/2/03	10:00 AM	1	8	1	0	0	2	1	0	0	0	0	0	0	45	58
Sunday	2/2/03	10:15 AM	3	20	0	0	0	1	1	0	0	0	0	0	0	41	66
Sunday	2/2/03	10:30 AM	7	8	1	0	0	5	3	0	0	0	0	0	1	40	65
Sunday	2/2/03	10:45 AM	2	9	0	1	0	2	4	0	0	0	0	0	0	53	71
Sunday	2/2/03	11:00 AM	1	21	0	0	0	5	3	0	0	0	0	0	0	53	83
Sunday	2/2/03	11:15 AM	3	17	1	0	0	4	3	0	0	0	0	0	0	20	48
Sunday	2/2/03	11:30 AM	3	11	1	1	1	1	0	0	0	1	0	0	0	56	75
Sunday	2/2/03	11:45 AM	5	9	0	2	0	0	0	0	1	0	0	0	0	54	71

Portway
Union City/ Weehawken, Hudson County

Start Date: 1/30/2003
Start Time: 1:30:00 PM
Site Code: 8-5
Station ID: 08245
Location : Park Avenue Between 47th & 48th Street
Park Ave-NB

Day	Date	Time	Class 1	Class 2	Class 3	Class 4	Class 5	Class 6	Class 7	Class 8	Class 9	Class 10	Class 11	Class 12	Class 13	Class 14	Total
Monday	2/3/03	11:30 PM	0	0	0	0	0	0	0	0	0	0	0	0	0	17	17
Monday	2/3/03	11:45 PM	0	0	0	0	0	0	0	0	0	0	0	0	0	15	15
		Total	68	2418	264	64	67	86	51	15	7	3	0	2	14	922	3981
Tuesday	2/4/03	12:00 AM	0	0	0	0	0	0	0	0	0	0	0	0	0	21	21
Tuesday	2/4/03	12:15 AM	0	0	0	0	0	0	0	0	0	0	0	0	0	11	11
Tuesday	2/4/03	12:30 AM	0	0	0	0	0	0	0	0	0	0	0	0	0	7	7
Tuesday	2/4/03	12:45 AM	0	0	0	0	0	0	0	0	0	0	0	0	0	8	8
Tuesday	2/4/03	1:00 AM	0	0	0	0	0	0	0	0	0	0	0	0	0	10	10
Tuesday	2/4/03	1:15 AM	0	0	0	0	0	0	0	0	0	0	0	0	0	8	8
Tuesday	2/4/03	1:30 AM	0	0	0	0	0	0	0	0	0	0	0	0	0	8	8
Tuesday	2/4/03	1:45 AM	0	0	0	0	0	0	0	0	0	0	0	0	0	5	5
Tuesday	2/4/03	2:00 AM	0	0	0	0	0	0	0	0	0	0	0	0	0	7	7
Tuesday	2/4/03	2:15 AM	0	0	0	0	0	0	0	0	0	0	0	0	0	1	1
Tuesday	2/4/03	2:30 AM	0	0	0	0	0	0	0	0	0	0	0	0	0	9	9
Tuesday	2/4/03	2:45 AM	0	0	0	0	0	0	0	0	0	0	0	0	0	8	8
Tuesday	2/4/03	3:00 AM	0	0	0	0	0	0	0	0	0	0	0	0	0	4	4
Tuesday	2/4/03	3:15 AM	0	0	0	0	0	0	0	0	0	0	0	0	0	6	6
Tuesday	2/4/03	3:30 AM	0	0	0	0	0	0	0	0	0	0	0	0	0	2	2
Tuesday	2/4/03	3:45 AM	0	0	0	0	0	0	0	0	0	0	0	0	0	4	4
Tuesday	2/4/03	4:00 AM	0	0	0	0	0	0	0	0	0	0	0	0	0	5	5
Tuesday	2/4/03	4:15 AM	0	0	0	0	0	0	0	0	0	0	0	0	0	0	0
Tuesday	2/4/03	4:30 AM	0	0	0	0	0	0	0	0	0	0	0	0	0	2	2
Tuesday	2/4/03	4:45 AM	0	0	0	0	0	0	0	0	0	0	0	0	0	9	9
Tuesday	2/4/03	5:00 AM	0	0	0	0	0	0	0	0	0	0	0	0	0	6	6
Tuesday	2/4/03	5:15 AM	0	0	0	0	0	0	0	0	0	0	0	0	0	6	6
Tuesday	2/4/03	5:30 AM	0	0	0	0	0	0	0	0	0	0	0	0	0	8	8
Tuesday	2/4/03	5:45 AM	0	0	0	0	0	0	0	0	0	0	0	0	0	10	10
Tuesday	2/4/03	6:00 AM	0	0	0	0	0	0	0	0	0	0	0	0	0	21	21
Tuesday	2/4/03	6:15 AM	0	0	0	0	0	0	0	0	0	0	0	0	0	20	20
Tuesday	2/4/03	6:30 AM	0	0	0	0	0	0	0	0	0	0	0	0	0	29	29
Tuesday	2/4/03	6:45 AM	0	0	0	0	0	0	0	0	0	0	0	0	0	23	23
Tuesday	2/4/03	7:00 AM	0	0	0	0	0	0	0	0	0	0	0	0	0	39	39
Tuesday	2/4/03	7:15 AM	0	34	4	0	2	0	0	1	1	0	0	0	0	18	60
Tuesday	2/4/03	7:30 AM	0	32	5	1	0	0	0	1	0	0	0	0	0	6	45
Tuesday	2/4/03	7:45 AM	0	53	8	1	2	0	0	0	0	0	0	0	0	1	65
Tuesday	2/4/03	8:00 AM	0	51	12	2	1	0	0	0	0	0	0	0	1	2	69
Tuesday	2/4/03	8:15 AM	0	43	4	3	1	0	0	0	0	0	0	0	0	3	54
Tuesday	2/4/03	8:30 AM	0	28	7	0	0	0	0	0	0	0	0	0	0	6	41
Tuesday	2/4/03	8:45 AM	0	40	7	1	3	0	0	0	0	1	0	0	0	5	57
Tuesday	2/4/03	9:00 AM	0	18	2	1	2	1	0	0	0	0	0	0	0	8	32
Tuesday	2/4/03	9:15 AM	0	41	4	1	1	0	0	0	0	0	0	0	0	2	49
Tuesday	2/4/03	9:30 AM	1	27	2	2	2	0	0	2	0	0	0	0	2	8	46
Tuesday	2/4/03	9:45 AM	0	14	2	0	1	0	0	0	0	0	0	0	0	12	29
Tuesday	2/4/03	10:00 AM	0	27	6	1	3	0	0	0	0	0	0	0	0	0	37
Tuesday	2/4/03	10:15 AM	1	41	5	1	2	0	0	1	0	0	0	0	0	0	51
Tuesday	2/4/03	10:30 AM	0	18	4	0	2	0	0	0	0	0	0	0	0	16	40
Tuesday	2/4/03	10:45 AM	0	30	7	2	1	0	0	1	0	0	0	0	0	12	53
Tuesday	2/4/03	11:00 AM	0	32	6	3	1	0	0	0	1	0	0	0	0	5	48
Tuesday	2/4/03	11:15 AM	0	11	0	0	0	0	0	0	0	0	0	0	0	15	26
Tuesday	2/4/03	11:30 AM	0	39	7	3	2	0	0	0	0	0	0	0	0	1	52
Tuesday	2/4/03	11:45 AM	0	39	5	0	1	0	0	0	0	0	0	0	0	1	46
Tuesday	2/4/03	12:00 PM	0	21	1	0	0	1	0	0	0	0	0	0	0	13	36
Tuesday	2/4/03	12:15 PM	0	0	0	0	0	0	0	0	0	0	0	0	0	0	0
Tuesday	2/4/03	12:30 PM	0	0	0	0	0	0	0	0	0	0	0	0	0	0	0
Tuesday	2/4/03	12:45 PM	0	0	0	0	0	0	0	0	0	0	0	0	0	0	0
Tuesday	2/4/03	1:00 PM	0	0	0	0	0	0	0	0	0	0	0	0	0	0	0
Tuesday	2/4/03	1:15 PM	0	0	0	0	0	0	0	0	0	0	0	0	0	0	0
		Total	2	639	98	22	27	2	0	6	2	1	0	0	3	431	1233

Portway
Union City/ Weehawken, Hudson County

Start Date: 1/30/2003
 Start Time: 1:45:00 PM
 Site Code: 8-6
 Station ID: 08683/08245
 Location : Park Avenue Between 47th & 48th Street
 Park Ave-SB

Day	Date	Time	Class 1	Class 2	Class 3	Class 4	Class 5	Class 6	Class 7	Class 8	Class 9	Class 10	Class 11	Class 12	Class 13	Class 14	Total
Thursday	1/30/03	1:45 PM	0	41	4	1	5	0	0	2	0	0	0	0	0	0	53
Thursday	1/30/03	2:00 PM	0	52	3	0	0	0	0	0	1	0	0	0	0	1	57
Thursday	1/30/03	2:15 PM	1	56	8	2	1	1	0	1	0	0	0	1	0	4	75
Thursday	1/30/03	2:30 PM	0	63	3	0	0	0	0	1	0	0	0	0	0	6	73
Thursday	1/30/03	2:45 PM	0	49	4	2	2	0	0	0	0	0	0	0	4	5	66
Thursday	1/30/03	3:00 PM	0	48	7	0	2	0	0	0	0	0	0	0	0	2	59
Thursday	1/30/03	3:15 PM	0	68	4	4	2	0	0	0	0	0	0	0	0	3	81
Thursday	1/30/03	3:30 PM	0	60	2	2	1	1	0	0	1	0	0	0	0	1	68
Thursday	1/30/03	3:45 PM	0	57	5	0	0	1	0	1	0	0	0	1	3	7	75
Thursday	1/30/03	4:00 PM	0	54	7	2	3	0	0	0	0	0	0	0	0	3	69
Thursday	1/30/03	4:15 PM	0	53	7	0	1	1	0	0	0	0	0	0	0	3	65
Thursday	1/30/03	4:30 PM	0	79	4	4	2	1	0	0	1	1	0	0	4	19	115
Thursday	1/30/03	4:45 PM	0	59	7	1	1	0	0	0	0	0	0	0	1	6	75
Thursday	1/30/03	5:00 PM	0	60	6	0	0	0	0	1	0	0	0	0	0	3	70
Thursday	1/30/03	5:15 PM	0	68	4	1	1	0	0	0	0	0	0	0	0	5	79
Thursday	1/30/03	5:30 PM	0	52	7	1	0	1	0	1	0	1	0	0	1	8	72
Thursday	1/30/03	5:45 PM	1	70	4	1	1	0	0	0	0	0	0	0	0	4	81
Thursday	1/30/03	6:00 PM	0	41	2	0	1	0	0	0	0	0	0	0	0	17	61
Thursday	1/30/03	6:15 PM	0	55	2	2	0	1	0	0	0	1	0	0	0	5	66
Thursday	1/30/03	6:30 PM	0	50	3	1	0	0	0	0	0	0	0	1	0	3	58
Thursday	1/30/03	6:45 PM	0	67	4	4	0	0	0	1	0	2	0	0	1	11	90
Thursday	1/30/03	7:00 PM	0	66	1	2	1	1	0	1	0	0	0	0	0	12	84
Thursday	1/30/03	7:15 PM	0	41	2	2	1	1	1	2	1	1	0	0	1	10	63
Thursday	1/30/03	7:30 PM	0	50	7	1	0	0	0	1	0	0	0	0	0	4	63
Thursday	1/30/03	7:45 PM	0	76	1	1	1	0	0	0	0	1	0	0	1	9	90
Thursday	1/30/03	8:00 PM	0	41	4	0	0	0	0	0	1	0	0	0	0	13	59
Thursday	1/30/03	8:15 PM	1	46	0	1	0	0	0	0	0	0	0	0	0	4	52
Thursday	1/30/03	8:30 PM	0	47	6	2	3	0	0	1	1	0	0	0	0	9	69
Thursday	1/30/03	8:45 PM	0	56	6	1	0	0	0	0	0	0	0	0	0	7	70
Thursday	1/30/03	9:00 PM	0	27	1	0	0	0	0	0	0	0	0	0	0	3	31
Thursday	1/30/03	9:15 PM	0	29	2	2	0	0	0	0	0	0	0	0	0	2	35
Thursday	1/30/03	9:30 PM	0	50	1	0	1	0	0	0	0	1	0	0	0	9	62
Thursday	1/30/03	9:45 PM	0	47	6	1	0	0	0	0	0	0	0	0	0	2	56
Thursday	1/30/03	10:00 PM	0	31	2	1	0	0	0	0	0	0	0	0	0	0	34
Thursday	1/30/03	10:15 PM	0	30	0	0	0	0	0	0	0	0	0	0	0	1	31
Thursday	1/30/03	10:30 PM	0	36	0	2	1	0	0	1	0	0	0	0	0	0	40
Thursday	1/30/03	10:45 PM	0	24	0	0	0	0	0	0	0	0	0	0	0	0	24
Thursday	1/30/03	11:00 PM	0	24	2	0	0	0	0	0	0	0	0	0	0	1	27
Thursday	1/30/03	11:15 PM	0	25	1	1	0	1	0	0	1	0	0	0	0	0	29
Thursday	1/30/03	11:30 PM	0	21	0	0	0	0	0	0	0	0	0	0	0	5	26
Thursday	1/30/03	11:45 PM	0	15	0	1	0	0	0	0	0	0	0	0	0	0	16
		Total	3	1984	139	46	31	10	1	14	7	8	0	3	16	207	2469
Friday	1/31/03	12:00 AM	0	18	0	1	0	0	0	0	0	0	0	0	0	0	19
Friday	1/31/03	12:15 AM	0	12	0	0	0	0	0	0	0	0	0	0	0	0	12
Friday	1/31/03	12:30 AM	0	14	1	0	0	0	0	0	0	0	0	0	0	0	15
Friday	1/31/03	12:45 AM	0	10	0	0	0	0	0	0	0	0	0	0	0	2	12
Friday	1/31/03	1:00 AM	0	6	0	0	0	0	0	0	0	0	0	0	0	1	7
Friday	1/31/03	1:15 AM	0	6	0	1	0	0	0	0	0	0	0	0	0	1	8
Friday	1/31/03	1:30 AM	0	7	0	0	0	0	0	0	0	0	0	0	0	1	8
Friday	1/31/03	1:45 AM	0	6	0	0	0	0	0	0	0	0	0	0	0	0	6
Friday	1/31/03	2:00 AM	0	6	1	0	0	0	0	0	0	0	0	0	0	0	7
Friday	1/31/03	2:15 AM	0	2	0	0	0	0	0	0	0	0	0	0	0	0	2
Friday	1/31/03	2:30 AM	0	4	1	0	0	0	0	0	0	0	0	0	0	0	5
Friday	1/31/03	2:45 AM	0	3	0	0	0	1	0	0	0	0	0	0	0	0	4
Friday	1/31/03	3:00 AM	0	9	0	0	0	0	0	0	0	0	0	0	0	0	9
Friday	1/31/03	3:15 AM	0	5	0	0	0	0	0	0	0	0	0	0	0	0	5
Friday	1/31/03	3:30 AM	0	7	1	0	0	0	0	0	0	0	0	0	0	0	8
Friday	1/31/03	3:45 AM	0	11	0	0	0	0	0	0	0	0	0	0	0	0	11
Friday	1/31/03	4:00 AM	0	6	0	0	2	0	0	0	0	0	0	0	0	0	8
Friday	1/31/03	4:15 AM	0	5	0	0	0	0	0	0	0	0	0	0	0	0	5
Friday	1/31/03	4:30 AM	0	8	1	0	0	0	0	0	0	0	0	0	0	0	9
Friday	1/31/03	4:45 AM	0	9	3	0	1	0	0	0	0	0	0	0	0	1	14
Friday	1/31/03	5:00 AM	0	7	1	0	2	0	0	0	0	0	0	0	0	1	11
Friday	1/31/03	5:15 AM	0	13	1	0	0	0	0	0	0	0	0	0	0	1	15
Friday	1/31/03	5:30 AM	0	11	0	1	0	0	0	0	0	0	0	0	0	0	12
Friday	1/31/03	5:45 AM	0	18	3	1	0	0	0	0	0	0	0	0	0	0	22
Friday	1/31/03	6:00 AM	0	26	0	1	0	0	0	0	0	0	0	0	0	4	31
Friday	1/31/03	6:15 AM	0	32	2	2	0	0	0	0	0	0	0	0	0	2	38
Friday	1/31/03	6:30 AM	0	32	1	1	1	0	0	0	0	0	0	0	0	0	35
Friday	1/31/03	6:45 AM	0	38	3	1	3	0	0	0	0	0	0	0	0	0	45
Friday	1/31/03	7:00 AM	0	55	3	3	2	0	0	0	1	0	0	0	0	1	65

Portway
Union City/ Weehawken, Hudson County

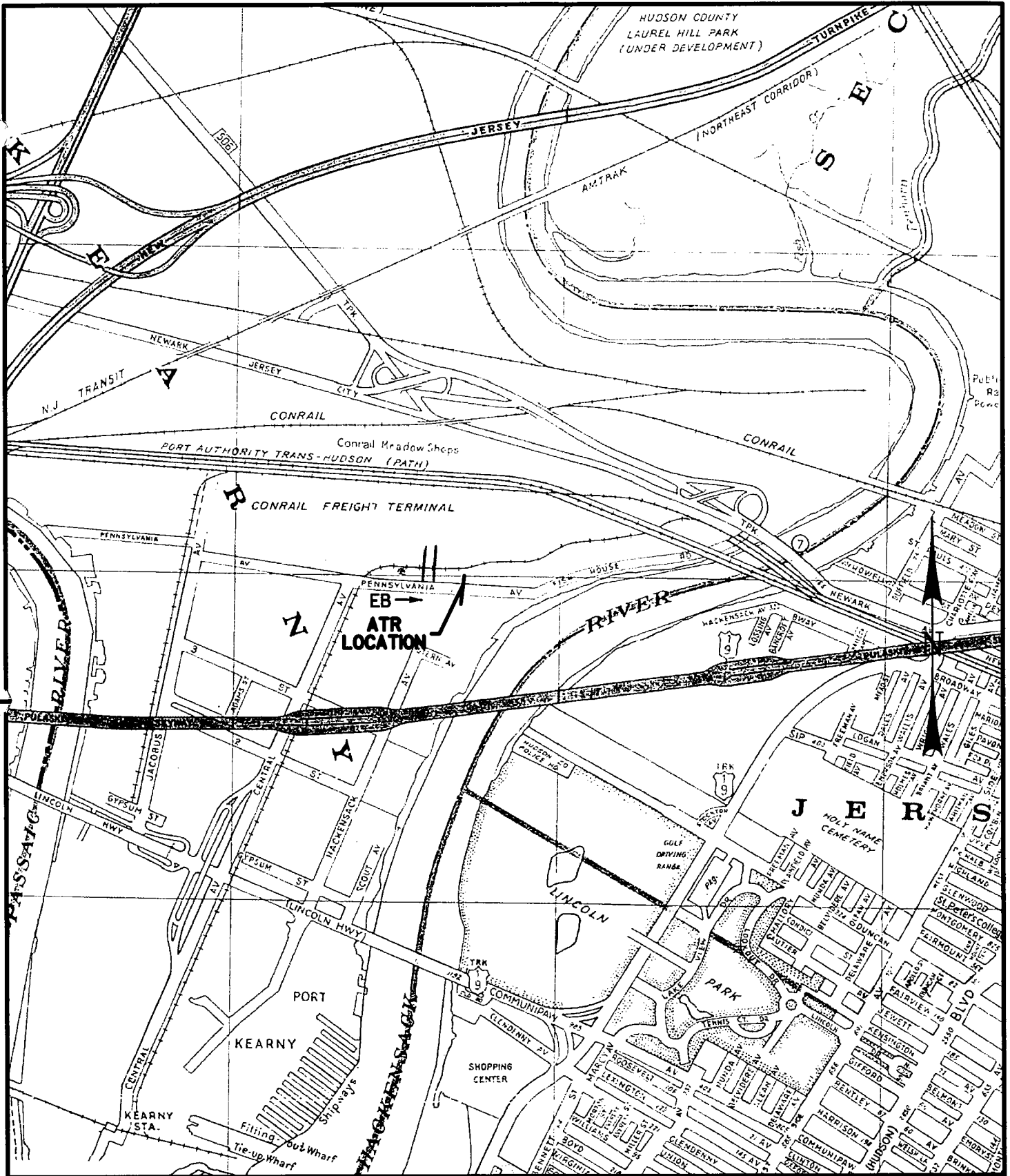
Start Date: 1/30/2003
Start Time: 1:45:00 PM
Site Code: 8-6
Station ID: 08683/08245
Location : Park Avenue Between 47th & 48th Street
Park Ave-SB

Day	Date	Time	Class 1	Class 2	Class 3	Class 4	Class 5	Class 6	Class 7	Class 8	Class 9	Class 10	Class 11	Class 12	Class 13	Class 14	Total
Monday	2/3/03	11:45 PM	0	0	0	0	0	0	0	0	0	0	0	0	0	0	0
		Total	1	2	0	1	0	0	1	0	0	0	0	0	2	56	63
Tuesday	2/4/03	12:00 AM	0	0	0	0	0	0	0	0	0	0	0	0	0	0	0
Tuesday	2/4/03	12:15 AM	0	0	0	0	0	0	0	0	0	0	0	0	0	0	0
Tuesday	2/4/03	12:30 AM	0	0	0	0	0	0	0	0	0	0	0	0	0	0	0
Tuesday	2/4/03	12:45 AM	0	0	0	0	0	0	0	0	0	0	0	0	0	0	0
Tuesday	2/4/03	1:00 AM	0	0	0	0	0	0	0	0	0	0	0	0	0	0	0
Tuesday	2/4/03	1:15 AM	0	0	0	0	0	0	0	0	0	0	0	0	0	0	0
Tuesday	2/4/03	1:30 AM	0	0	0	0	0	0	0	0	0	0	0	0	0	0	0
Tuesday	2/4/03	1:45 AM	0	0	0	0	0	0	0	0	0	0	0	0	0	0	0
Tuesday	2/4/03	2:00 AM	0	0	0	0	0	0	0	0	0	0	0	0	0	0	0
Tuesday	2/4/03	2:15 AM	0	0	0	0	0	0	0	0	0	0	0	0	0	0	0
Tuesday	2/4/03	2:30 AM	0	0	0	0	0	0	0	0	0	0	0	0	0	0	0
Tuesday	2/4/03	2:45 AM	0	0	0	0	0	0	0	0	0	0	0	0	0	0	0
Tuesday	2/4/03	3:00 AM	0	0	0	0	0	0	0	0	0	0	0	0	0	0	0
Tuesday	2/4/03	3:15 AM	0	0	0	0	0	0	0	0	0	0	0	0	0	0	0
Tuesday	2/4/03	3:30 AM	0	0	0	0	0	0	0	0	0	0	0	0	0	0	0
Tuesday	2/4/03	3:45 AM	0	0	0	0	0	0	0	0	0	0	0	0	0	0	0
Tuesday	2/4/03	4:00 AM	0	0	0	0	0	0	0	0	0	0	0	0	0	0	0
Tuesday	2/4/03	4:15 AM	0	0	0	0	0	0	0	0	0	0	0	0	0	0	0
Tuesday	2/4/03	4:30 AM	0	0	0	0	0	0	0	0	0	0	0	0	0	0	0
Tuesday	2/4/03	4:45 AM	0	0	0	0	0	0	0	0	0	0	0	0	0	0	0
Tuesday	2/4/03	5:00 AM	0	0	0	0	0	0	0	0	0	0	0	0	0	0	0
Tuesday	2/4/03	5:15 AM	0	0	0	0	0	0	0	0	0	0	0	0	0	0	0
Tuesday	2/4/03	5:30 AM	0	0	0	0	0	0	0	0	0	0	0	0	0	0	0
Tuesday	2/4/03	5:45 AM	0	0	0	0	0	0	0	0	0	0	0	0	0	0	0
Tuesday	2/4/03	6:00 AM	0	0	0	0	0	0	0	0	0	0	0	0	0	0	0
Tuesday	2/4/03	6:15 AM	0	0	0	0	0	0	0	0	0	0	0	0	0	0	0
Tuesday	2/4/03	6:30 AM	0	0	0	0	0	0	0	0	0	0	0	0	0	0	0
Tuesday	2/4/03	6:45 AM	0	0	0	0	0	0	0	0	0	0	0	0	0	0	0
Tuesday	2/4/03	7:00 AM	0	0	0	0	0	0	0	0	0	0	0	0	0	0	0
Tuesday	2/4/03	7:15 AM	0	0	0	0	0	0	0	0	0	0	0	0	0	0	0
Tuesday	2/4/03	7:30 AM	0	0	0	0	0	0	0	0	0	0	0	0	0	0	0
Tuesday	2/4/03	7:45 AM	0	0	0	0	0	0	0	0	0	0	0	0	0	0	0
Tuesday	2/4/03	8:00 AM	0	0	0	0	0	0	0	0	0	0	0	0	0	0	0
Tuesday	2/4/03	8:15 AM	0	0	0	0	0	0	0	0	0	0	0	0	0	0	0
Tuesday	2/4/03	8:30 AM	0	0	0	0	0	0	0	0	0	0	0	0	0	0	0
Tuesday	2/4/03	8:45 AM	0	0	0	0	0	0	0	0	0	0	0	0	0	0	0
Tuesday	2/4/03	9:00 AM	0	0	0	0	0	0	0	0	0	0	0	0	0	0	0
Tuesday	2/4/03	9:15 AM	0	0	0	0	0	0	0	0	0	0	0	0	0	0	0
Tuesday	2/4/03	9:30 AM	0	0	0	0	0	0	0	0	0	0	0	0	0	0	0
Tuesday	2/4/03	9:45 AM	0	0	0	0	0	0	0	0	0	0	0	0	0	0	0
Tuesday	2/4/03	10:00 AM	0	0	0	0	0	0	0	0	0	0	0	0	0	0	0
Tuesday	2/4/03	10:15 AM	0	0	0	0	0	0	0	0	0	0	0	0	0	0	0
Tuesday	2/4/03	10:30 AM	0	0	0	0	0	0	0	0	0	0	0	0	0	0	0
Tuesday	2/4/03	10:45 AM	0	0	0	0	0	0	0	0	0	0	0	0	0	0	0
Tuesday	2/4/03	11:00 AM	0	0	0	0	0	0	0	0	0	0	0	0	0	0	0
Tuesday	2/4/03	11:15 AM	0	0	0	0	0	0	0	0	0	0	0	0	0	0	0
Tuesday	2/4/03	11:30 AM	0	0	0	0	0	0	0	0	0	0	0	0	0	0	0
Tuesday	2/4/03	11:45 AM	0	0	0	0	0	0	0	0	0	0	0	0	0	0	0
Tuesday	2/4/03	12:00 PM	0	1	0	2	0	0	0	0	0	0	0	0	0	14	17
Tuesday	2/4/03	12:15 PM	0	0	0	0	0	0	0	0	0	0	0	0	0	0	0
Tuesday	2/4/03	12:30 PM	0	0	0	0	0	0	0	0	0	0	0	0	0	0	0
Tuesday	2/4/03	12:45 PM	0	0	0	0	0	0	0	0	0	0	0	0	0	0	0
Tuesday	2/4/03	1:00 PM	0	0	0	0	0	0	0	0	0	0	0	0	0	0	0
Tuesday	2/4/03	1:15 PM	0	0	0	0	0	0	0	0	0	0	0	0	0	0	0
Tuesday	2/4/03	2:45 PM	0	62	4	2	0	1	0	0	0	0	0	0	1	16	86
Tuesday	2/4/03	3:00 PM	2	71	5	1	1	0	0	0	0	0	0	2	1	1	84
Tuesday	2/4/03	3:15 PM	0	43	5	1	1	0	0	0	0	0	0	0	2	5	57
Tuesday	2/4/03	3:30 PM	0	48	3	1	2	0	0	0	0	0	0	0	0	6	60
Tuesday	2/4/03	3:45 PM	1	69	3	2	0	0	0	0	0	0	0	0	0	5	80
Tuesday	2/4/03	4:00 PM	0	40	5	2	0	0	0	1	0	0	0	0	0	12	60
Tuesday	2/4/03	4:15 PM	0	56	6	1	0	0	0	1	0	0	0	0	0	15	79
Tuesday	2/4/03	4:30 PM	0	59	1	1	2	0	0	3	0	0	0	0	0	4	70
Tuesday	2/4/03	4:45 PM	0	56	2	1	1	0	1	0	0	0	0	0	1	10	72
Tuesday	2/4/03	5:00 PM	0	53	4	1	1	0	0	0	0	0	0	0	0	2	61
Tuesday	2/4/03	5:15 PM	0	68	3	1	0	0	0	0	0	0	0	0	0	1	73
Tuesday	2/4/03	5:30 PM	0	65	3	0	1	0	0	0	0	0	0	0	0	5	74
Tuesday	2/4/03	5:45 PM	0	51	5	1	0	0	0	0	0	0	0	0	0	2	59
Tuesday	2/4/03	6:00 PM	0	62	3	0	0	0	0	0	0	0	0	0	1	6	72

Portway
Union City/ Weehawken, Hudson County

Start Date: 1/30/2003
 Start Time: 1:45:00 PM
 Site Code: 8-6
 Station ID: 08683/08245
 Location : Park Avenue Between 47th & 48th Street
 Park Ave-SB

Day	Date	Time	Class 1	Class 2	Class 3	Class 4	Class 5	Class 6	Class 7	Class 8	Class 9	Class 10	Class 11	Class 12	Class 13	Class 14	Total
Tuesday	2/5/03	12:00 PM	0	0	0	0	0	0	0	0	0	0	0	0	0	0	0
Tuesday	2/5/03	12:15 PM	0	0	0	0	0	0	0	0	0	0	0	0	0	0	0
Tuesday	2/5/03	12:30 PM	0	0	0	0	0	0	0	0	0	0	0	0	0	2	2
Tuesday	2/5/03	12:45 PM	0	0	0	0	0	0	0	0	0	0	0	0	0	0	0
Tuesday	2/5/03	1:00 PM	0	0	0	0	0	0	0	0	0	0	0	0	0	0	0
Tuesday	2/5/03	1:15 PM	0	0	0	0	0	0	0	0	0	0	0	0	0	0	0
Tuesday	2/5/03	1:30 PM	0	0	0	0	0	0	0	0	0	0	0	0	0	0	0
Tuesday	2/5/03	1:45 PM	0	0	0	0	0	0	0	0	0	0	0	0	0	0	0
Tuesday	2/5/03	2:00 PM	0	0	0	0	0	0	0	0	0	0	0	0	0	0	0
Tuesday	2/5/03	2:15 PM	0	0	0	0	0	0	0	0	0	0	0	0	0	0	0
Tuesday	2/5/03	2:30 PM	0	0	0	0	0	0	0	0	0	0	0	0	0	0	0
Total			6	2380	152	53	39	12	2	14	4	1	0	3	10	298	2974



Malick & Scherer, P.C. ——— **M&S** ———
Consulting Engineers
Construction Inspectors

One Salem Square, 295 Route 22 East, Whitehouse Station, New Jersey 08889
 Phone (908) 534-4995 Fax (908) 534-0507

ATR LOCATION MAP	
PENNSYLVANIA AVENUE	
PORTWAY EXTENSION	
CONCEPT DEVELOPMENT	
AND	
CSM STUDY	
NOT TO SCALE	DATE: 4/2/03

Portway
Kearny, Hudson County

Start Date: 3/31/2003
 Start Time: 2:30:00 PM
 Site Code: 3
 Station ID: 06186
 Location : Pennsylvania Avenue East of CSX Kearny Entrance
 Pennsylvania Avenue EB

Day	Date	Time	Class 1	Class 2	Class 3	Class 4	Class 5	Class 6	Class 7	Class 8	Class 9	Class 10	Class 11	Class 12	Class 13	Class 14	Total
Monday	3/31/03	2:30 PM	1	40	4	8	4	8	0	1	18	1	0	0	3	16	104
Monday	3/31/03	2:45 PM	0	58	5	4	7	5	0	5	23	0	0	0	1	3	111
Monday	3/31/03	3:00 PM	0	75	12	4	3	15	0	3	9	0	0	0	0	7	128
Monday	3/31/03	3:15 PM	0	58	12	1	5	20	0	4	15	0	0	0	3	14	132
Monday	3/31/03	3:30 PM	1	59	7	3	3	14	2	2	18	1	1	0	4	16	131
Monday	3/31/03	3:45 PM	0	73	8	0	2	14	1	5	18	2	0	0	0	7	130
Monday	3/31/03	4:00 PM	0	96	19	2	3	5	0	2	9	1	0	0	0	4	141
Monday	3/31/03	4:15 PM	3	60	12	1	5	16	0	2	19	1	0	0	2	13	134
Monday	3/31/03	4:30 PM	0	76	13	3	4	8	0	3	14	1	0	0	1	17	140
Monday	3/31/03	4:45 PM	1	86	8	1	3	5	1	4	18	1	0	0	0	9	137
Monday	3/31/03	5:00 PM	0	119	10	5	4	9	0	1	11	0	0	0	4	26	189
Monday	3/31/03	5:15 PM	1	101	6	2	3	11	0	2	13	1	0	1	1	12	154
Monday	3/31/03	5:30 PM	2	98	9	3	5	4	0	1	17	0	0	0	0	5	144
Monday	3/31/03	5:45 PM	0	69	8	1	1	7	0	2	12	0	0	0	0	1	101
Monday	3/31/03	6:00 PM	0	59	5	1	3	5	0	1	9	0	0	0	0	9	92
Monday	3/31/03	6:15 PM	1	56	6	3	2	2	0	1	6	0	0	0	1	4	82
Monday	3/31/03	6:30 PM	0	51	8	1	2	4	0	3	8	0	0	0	0	2	79
Monday	3/31/03	6:45 PM	1	47	2	2	3	3	0	1	3	0	0	0	0	8	70
Monday	3/31/03	7:00 PM	0	27	7	1	1	5	0	0	3	0	0	0	0	6	50
Monday	3/31/03	7:15 PM	1	18	1	0	1	2	0	2	10	0	0	0	0	1	36
Monday	3/31/03	7:30 PM	1	24	1	1	0	3	0	1	3	0	0	0	0	1	35
Monday	3/31/03	7:45 PM	0	16	2	0	0	4	0	0	4	0	1	0	0	3	30
Monday	3/31/03	8:00 PM	0	20	1	1	1	1	0	0	7	0	0	0	0	1	32
Monday	3/31/03	8:15 PM	0	18	7	1	1	1	0	0	9	0	0	0	0	1	38
Monday	3/31/03	8:30 PM	0	11	1	0	1	2	0	0	2	0	0	0	0	2	19
Monday	3/31/03	8:45 PM	1	9	0	0	3	0	0	1	1	0	0	0	0	0	15
Monday	3/31/03	9:00 PM	0	18	2	1	0	0	0	0	5	0	0	0	0	0	26
Monday	3/31/03	9:15 PM	0	14	3	0	0	1	0	0	1	0	0	0	0	2	21
Monday	3/31/03	9:30 PM	0	12	3	0	0	0	0	1	6	0	0	0	0	2	24
Monday	3/31/03	9:45 PM	0	13	3	1	0	0	0	1	3	0	0	0	1	1	23
Monday	3/31/03	10:00 PM	1	13	2	0	0	0	0	0	3	1	0	0	0	0	20
Monday	3/31/03	10:15 PM	0	7	0	0	0	3	0	2	0	0	0	0	0	3	15
Monday	3/31/03	10:30 PM	0	11	2	0	0	2	0	2	7	0	0	0	0	0	24
Monday	3/31/03	10:45 PM	0	16	2	0	0	0	0	0	7	0	0	0	0	0	25
Monday	3/31/03	11:00 PM	0	6	0	0	0	1	0	1	1	0	0	0	0	0	9
Monday	3/31/03	11:15 PM	0	6	2	0	0	0	0	2	0	0	0	0	0	2	12
Monday	3/31/03	11:30 PM	0	5	0	0	2	2	0	1	1	0	0	0	0	0	11
Monday	3/31/03	11:45 PM	0	11	2	1	0	4	0	1	2	0	2	0	0	1	24
		Total	15	1556	195	52	72	186	4	58	315	10	4	1	21	199	2688
Tuesday	4/1/03	12:00 AM	0	8	0	1	0	0	0	0	2	0	0	0	0	3	14
Tuesday	4/1/03	12:15 AM	0	5	1	0	1	0	0	1	1	1	1	0	0	1	12
Tuesday	4/1/03	12:30 AM	0	7	0	1	2	0	0	1	1	0	0	0	0	1	13
Tuesday	4/1/03	12:45 AM	0	3	0	0	0	0	0	2	1	0	0	0	0	1	7
Tuesday	4/1/03	1:00 AM	0	2	3	0	0	0	1	1	2	0	0	0	0	0	9
Tuesday	4/1/03	1:15 AM	0	0	2	0	0	0	0	1	2	0	0	0	0	0	5
Tuesday	4/1/03	1:30 AM	0	2	1	1	0	2	0	0	5	0	0	0	0	2	13
Tuesday	4/1/03	1:45 AM	0	3	1	1	1	0	0	0	0	0	0	0	0	4	10
Tuesday	4/1/03	2:00 AM	0	1	2	0	4	0	0	3	1	0	1	0	0	1	13
Tuesday	4/1/03	2:15 AM	0	1	2	1	0	0	1	1	1	0	0	0	0	2	9
Tuesday	4/1/03	2:30 AM	0	0	0	0	0	0	0	3	4	0	0	0	0	0	7
Tuesday	4/1/03	2:45 AM	0	3	0	0	0	0	0	3	2	0	0	0	0	0	8
Tuesday	4/1/03	3:00 AM	0	1	0	1	0	0	0	2	4	0	0	0	0	3	11
Tuesday	4/1/03	3:15 AM	0	1	1	0	0	0	0	1	7	2	0	0	0	2	14
Tuesday	4/1/03	3:30 AM	0	2	0	0	0	1	0	0	3	1	0	0	0	0	7
Tuesday	4/1/03	3:45 AM	0	4	1	0	0	0	0	0	4	1	0	0	0	3	13
Tuesday	4/1/03	4:00 AM	0	3	0	1	0	1	0	3	6	0	0	0	0	0	14
Tuesday	4/1/03	4:15 AM	0	2	1	0	0	0	0	0	5	0	0	0	0	0	8
Tuesday	4/1/03	4:30 AM	0	5	2	0	0	1	0	2	5	0	0	0	0	4	19
Tuesday	4/1/03	4:45 AM	0	5	1	1	0	2	0	0	4	0	2	0	1	1	17
Tuesday	4/1/03	5:00 AM	1	5	0	0	0	0	0	1	7	0	0	0	0	0	14
Tuesday	4/1/03	5:15 AM	2	8	1	1	3	1	0	0	5	0	0	0	0	2	23
Tuesday	4/1/03	5:30 AM	0	15	3	1	0	3	0	0	5	0	0	0	0	6	33
Tuesday	4/1/03	5:45 AM	0	18	1	1	0	5	0	2	6	0	0	0	0	4	37
Tuesday	4/1/03	6:00 AM	1	33	8	2	3	2	0	1	6	0	0	0	0	5	61
Tuesday	4/1/03	6:15 AM	0	30	3	1	4	7	0	3	17	0	0	0	0	11	76
Tuesday	4/1/03	6:30 AM	0	46	4	3	3	11	0	3	19	0	2	0	2	8	101
Tuesday	4/1/03	6:45 AM	1	41	4	3	1	9	0	2	13	0	0	0	0	5	79
Tuesday	4/1/03	7:00 AM	0	38	4	3	2	8	2	0	13	0	0	0	0	7	77
Tuesday	4/1/03	7:15 AM	0	40	4	4	2	3	1	4	18	0	0	0	0	4	80
Tuesday	4/1/03	7:30 AM	1	30	9	1	5	9	0	2	13	3	0	0	1	20	94

Portway
Kearny, Hudson County

Start Date: 3/31/2003
Start Time: 2:30:00 PM
Site Code: 3
Location ID: 06186
Location : Pennsylvania Avenue East of CSX, Kearny Entrance
Pennsylvania Avenue EB

Day	Date	Time	Class 1	Class 2	Class 3	Class 4	Class 5	Class 6	Class 7	Class 8	Class 9	Class 10	Class 11	Class 12	Class 13	Class 14	Total
Tuesday	4/1/03	7:45 AM	0	32	6	5	4	7	0	4	25	0	0	0	1	5	89
Tuesday	4/1/03	8:00 AM	0	26	5	1	2	9	5	5	17	0	1	1	0	7	79
Tuesday	4/1/03	8:15 AM	1	40	7	3	2	7	4	2	19	1	0	0	0	6	92
Tuesday	4/1/03	8:30 AM	3	22	2	2	10	12	2	7	20	1	0	0	0	6	87
Tuesday	4/1/03	8:45 AM	0	32	7	3	4	6	0	6	21	0	0	0	2	7	88
Tuesday	4/1/03	9:00 AM	0	20	4	1	9	6	2	4	12	0	0	0	0	1	59
Tuesday	4/1/03	9:15 AM	0	15	5	2	5	3	0	8	11	1	0	0	0	2	52
Tuesday	4/1/03	9:30 AM	0	24	5	1	2	6	2	5	21	0	0	0	1	3	70
Tuesday	4/1/03	9:45 AM	0	30	8	1	5	11	1	6	24	0	0	0	1	3	90
Tuesday	4/1/03	10:00 AM	0	23	4	3	8	7	0	5	24	0	0	0	0	2	76
Tuesday	4/1/03	10:15 AM	1	16	5	2	3	6	0	3	19	0	0	0	0	4	59
Tuesday	4/1/03	10:30 AM	0	23	7	1	8	2	1	2	17	1	0	0	0	4	66
Tuesday	4/1/03	10:45 AM	1	21	5	1	7	9	2	1	31	0	0	0	0	9	87
Tuesday	4/1/03	11:00 AM	0	17	8	4	1	7	0	4	13	0	0	0	1	1	56
Tuesday	4/1/03	11:15 AM	3	15	8	6	3	9	0	2	18	0	0	0	0	2	66
Tuesday	4/1/03	11:30 AM	3	20	8	2	7	7	0	1	16	0	0	0	2	9	75
Tuesday	4/1/03	11:45 AM	1	22	6	2	6	11	1	3	17	0	0	0	0	5	74
Tuesday	4/1/03	12:00 PM	0	21	10	1	6	14	1	4	14	0	0	1	2	9	83
Tuesday	4/1/03	12:15 PM	1	22	2	5	3	6	1	4	12	0	0	0	0	0	56
Tuesday	4/1/03	12:30 PM	0	26	9	0	8	6	1	1	18	0	0	0	3	3	75
Tuesday	4/1/03	12:45 PM	1	18	4	1	6	8	0	0	24	1	0	0	0	7	70
Tuesday	4/1/03	1:00 PM	0	31	8	4	4	12	1	7	14	0	0	0	2	7	90
Tuesday	4/1/03	1:15 PM	0	25	12	2	11	9	0	4	20	0	0	0	0	4	87
Tuesday	4/1/03	1:30 PM	0	26	5	4	10	10	1	3	12	0	0	0	1	9	81
Tuesday	4/1/03	1:45 PM	0	30	14	3	3	9	0	3	17	1	0	0	0	6	86
Tuesday	4/1/03	2:00 PM	3	35	12	3	3	10	0	3	15	1	0	0	2	5	92
Tuesday	4/1/03	2:15 PM	0	47	8	1	8	13	0	1	20	0	0	0	0	6	104
Tuesday	4/1/03	2:30 PM	0	46	18	1	4	9	0	3	16	1	0	0	1	13	112
Tuesday	4/1/03	2:45 PM	0	67	10	2	4	9	0	3	13	1	0	0	1	4	114
Tuesday	4/1/03	3:00 PM	1	53	7	4	0	10	0	5	18	1	0	0	0	8	107
Tuesday	4/1/03	3:15 PM	1	43	12	2	3	12	0	2	7	0	0	0	0	13	95
Tuesday	4/1/03	3:30 PM	0	73	17	1	3	14	0	2	28	0	0	0	1	6	145
Tuesday	4/1/03	3:45 PM	0	66	9	4	6	16	0	1	13	0	0	0	1	11	127
Tuesday	4/1/03	4:00 PM	0	71	12	3	5	10	0	3	13	0	0	0	2	10	129
Tuesday	4/1/03	4:15 PM	1	69	13	2	4	12	0	4	17	0	0	0	0	12	134
Tuesday	4/1/03	4:30 PM	0	93	10	5	3	12	0	3	10	2	0	0	0	18	156
Tuesday	4/1/03	4:45 PM	1	88	12	2	4	7	0	5	14	0	0	0	0	6	139
Tuesday	4/1/03	5:00 PM	0	96	6	3	4	6	1	3	22	0	0	1	1	40	183
Tuesday	4/1/03	5:15 PM	0	104	5	1	3	4	0	0	12	0	0	0	0	10	139
Tuesday	4/1/03	5:30 PM	0	97	3	1	2	7	0	3	17	1	0	0	1	9	141
Tuesday	4/1/03	5:45 PM	0	62	12	0	3	1	1	2	8	0	0	0	2	10	101
Tuesday	4/1/03	6:00 PM	0	53	5	1	0	6	0	3	10	0	0	0	1	7	86
Tuesday	4/1/03	6:15 PM	0	59	11	1	4	6	0	1	5	0	0	1	0	5	93
Tuesday	4/1/03	6:30 PM	0	58	6	2	1	7	0	1	8	0	0	0	0	0	83
Tuesday	4/1/03	6:45 PM	1	24	5	0	0	6	0	1	9	0	0	0	1	3	50
Tuesday	4/1/03	7:00 PM	0	25	3	1	1	6	0	1	5	0	0	0	0	3	45
Tuesday	4/1/03	7:15 PM	1	30	4	0	1	2	0	0	3	0	0	0	1	4	46
Tuesday	4/1/03	7:30 PM	0	20	5	1	1	6	2	0	6	0	0	0	0	3	44
Tuesday	4/1/03	7:45 PM	1	14	1	0	0	4	0	0	5	0	0	0	0	5	30
Tuesday	4/1/03	8:00 PM	0	14	2	1	1	2	0	0	3	0	0	0	0	3	26
Tuesday	4/1/03	8:15 PM	0	29	2	1	0	0	0	1	7	0	0	0	0	3	43
Tuesday	4/1/03	8:30 PM	0	117	7	5	2	4	0	3	14	0	0	0	0	9	161
Tuesday	4/1/03	8:45 PM	3	89	9	0	6	6	0	6	9	0	1	0	1	11	141
Tuesday	4/1/03	9:00 PM	0	131	9	1	2	1	0	6	10	0	0	0	1	40	201
Tuesday	4/1/03	9:15 PM	14	68	2	0	0	3	1	0	2	0	0	0	9	66	165
Tuesday	4/1/03	9:30 PM	19	61	2	0	1	2	0	0	3	1	0	0	4	66	159
Tuesday	4/1/03	9:45 PM	3	73	3	0	0	2	0	1	3	0	0	0	2	18	105
Tuesday	4/1/03	10:00 PM	13	48	6	0	0	0	0	0	0	1	0	0	5	25	98
Tuesday	4/1/03	10:15 PM	12	62	5	0	0	1	0	0	1	0	0	0	4	32	117
Tuesday	4/1/03	10:30 PM	7	60	4	0	0	0	0	0	1	0	0	0	4	19	95
Tuesday	4/1/03	10:45 PM	7	50	3	1	0	1	0	1	3	0	0	0	6	17	89
Tuesday	4/1/03	11:00 PM	6	46	3	1	0	0	0	1	2	0	0	0	7	14	80
Tuesday	4/1/03	11:15 PM	7	29	3	0	1	0	0	0	1	0	0	0	4	17	62
Tuesday	4/1/03	11:30 PM	7	22	0	0	0	1	0	0	2	0	1	0	2	16	51
Tuesday	4/1/03	11:45 PM	6	37	3	0	0	1	0	1	1	0	0	0	1	19	69
		Total	135	3288	492	139	248	483	35	206	994	23	9	4	85	807	6948
Wednesday	4/2/03	12:00 AM	1	25	3	0	0	0	0	1	2	0	0	0	6	18	56
Wednesday	4/2/03	12:15 AM	2	26	1	0	0	0	0	0	3	0	0	0	2	8	42
Wednesday	4/2/03	12:30 AM	4	31	2	0	0	0	1	0	2	0	0	0	8	11	59
Wednesday	4/2/03	12:45 AM	2	14	0	0	0	1	0	2	1	0	0	0	3	10	33

Portway
Kearny, Hudson County

Start Date: 3/31/2003
Start Time: 2:30:00 PM
Site Code: 3
Station ID: 06186
Location : Pennsylvania Avenue East of CSX Kearny Entrance
Pennsylvania Avenue EB

Day	Date	Time	Class 1	Class 2	Class 3	Class 4	Class 5	Class 6	Class 7	Class 8	Class 9	Class 10	Class 11	Class 12	Class 13	Class 14	Total
Wednesday	4/2/03	1:00 AM	2	11	2	0	0	0	0	1	2	0	0	0	2	5	25
Wednesday	4/2/03	1:15 AM	3	16	0	0	1	0	0	3	2	0	0	0	6	9	40
Wednesday	4/2/03	1:30 AM	1	8	3	0	0	0	0	3	2	1	0	0	4	14	36
Wednesday	4/2/03	1:45 AM	2	7	1	0	0	1	0	0	1	0	0	0	8	5	25
Wednesday	4/2/03	2:00 AM	1	5	1	0	0	0	0	2	3	0	0	0	5	10	27
Wednesday	4/2/03	2:15 AM	1	10	4	0	0	2	0	3	2	1	0	0	4	17	44
Wednesday	4/2/03	2:30 AM	0	14	1	1	1	1	0	1	3	0	1	0	6	11	40
Wednesday	4/2/03	2:45 AM	2	4	0	0	0	0	0	4	3	0	0	0	5	8	26
Wednesday	4/2/03	3:00 AM	0	5	0	0	1	0	0	0	3	1	0	0	14	7	31
Wednesday	4/2/03	3:15 AM	3	15	0	0	1	1	1	1	3	2	0	0	16	9	52
Wednesday	4/2/03	3:30 AM	0	6	1	0	1	0	0	2	2	0	0	0	6	15	33
Wednesday	4/2/03	3:45 AM	0	9	2	1	2	2	0	1	5	0	0	0	4	23	49
Wednesday	4/2/03	4:00 AM	2	6	0	0	0	1	0	1	6	0	0	0	8	21	45
Wednesday	4/2/03	4:15 AM	0	11	0	0	2	4	0	0	4	2	0	0	12	17	52
Wednesday	4/2/03	4:30 AM	0	17	1	1	0	1	1	2	7	2	0	0	6	22	60
Wednesday	4/2/03	4:45 AM	5	25	2	0	1	1	1	1	2	0	0	0	19	23	80
Wednesday	4/2/03	5:00 AM	1	10	4	2	1	0	0	1	4	0	0	0	5	11	39
Wednesday	4/2/03	5:15 AM	1	6	2	0	0	2	0	1	2	0	0	0	2	5	21
Wednesday	4/2/03	5:30 AM	2	12	0	0	0	1	0	0	1	0	0	0	6	8	30
Wednesday	4/2/03	5:45 AM	1	21	1	0	1	3	1	0	2	0	1	0	6	13	50
Wednesday	4/2/03	6:00 AM	2	24	2	1	0	2	0	0	2	0	0	0	5	14	52
Wednesday	4/2/03	6:15 AM	3	33	3	0	0	2	0	0	2	0	0	0	6	13	62
Wednesday	4/2/03	6:30 AM	4	41	5	0	0	4	0	0	1	0	0	0	11	28	94
Wednesday	4/2/03	6:45 AM	0	36	2	0	0	2	1	1	3	0	0	0	14	20	79
Wednesday	4/2/03	7:00 AM	3	14	0	0	1	2	0	1	3	1	0	0	9	37	71
Wednesday	4/2/03	7:15 AM	0	36	3	4	0	6	2	0	18	0	1	0	0	7	77
Wednesday	4/2/03	7:30 AM	1	29	11	3	6	6	1	2	22	0	0	0	4	4	85
Wednesday	4/2/03	7:45 AM	0	43	7	4	4	5	0	4	20	0	0	0	1	11	99
Wednesday	4/2/03	8:00 AM	0	32	4	2	5	13	4	1	15	1	0	0	0	4	81
Wednesday	4/2/03	8:15 AM	1	29	8	2	4	10	2	3	18	0	0	0	1	2	80
Wednesday	4/2/03	8:30 AM	2	49	13	2	7	10	3	6	23	0	0	1	2	2	120
Wednesday	4/2/03	8:45 AM	0	41	9	2	14	7	5	4	25	0	0	0	2	7	116
Wednesday	4/2/03	9:00 AM	1	29	12	3	10	3	1	7	22	1	0	0	2	8	99
Wednesday	4/2/03	9:15 AM	0	26	10	2	5	10	0	4	21	0	0	0	1	3	82
Wednesday	4/2/03	9:30 AM	0	20	5	3	8	10	1	10	21	1	0	0	1	6	86
Wednesday	4/2/03	9:45 AM	1	22	6	4	5	4	3	4	21	0	0	0	0	5	75
Wednesday	4/2/03	10:00 AM	0	23	5	1	4	9	0	6	21	0	0	0	0	5	74
Wednesday	4/2/03	10:15 AM	0	21	9	3	4	2	0	6	29	0	0	0	1	6	81
Wednesday	4/2/03	10:30 AM	0	8	6	1	1	8	1	3	16	0	0	0	1	5	50
Wednesday	4/2/03	10:45 AM	0	25	3	3	5	1	0	1	20	0	0	0	0	3	61
Wednesday	4/2/03	11:00 AM	0	39	11	1	6	6	1	4	25	1	0	0	3	5	102
Wednesday	4/2/03	11:15 AM	3	28	5	2	4	6	0	1	18	0	0	0	0	5	72
Wednesday	4/2/03	11:30 AM	1	13	9	2	8	5	0	3	16	0	0	0	0	1	58
Wednesday	4/2/03	11:45 AM	1	28	6	4	2	6	0	2	21	1	0	0	1	6	78
Wednesday	4/2/03	12:00 PM	2	28	4	3	8	12	2	2	14	0	0	0	0	2	77
Wednesday	4/2/03	12:15 PM	0	28	8	1	5	5	0	2	26	0	0	0	0	7	82
Wednesday	4/2/03	12:30 PM	1	33	10	2	3	11	1	2	18	2	0	0	2	2	87
Wednesday	4/2/03	12:45 PM	0	24	10	2	5	8	1	8	13	0	0	0	1	5	77
Wednesday	4/2/03	1:00 PM	0	25	6	1	7	12	0	2	17	0	0	0	2	7	79
Wednesday	4/2/03	1:15 PM	1	24	3	3	3	7	0	4	18	1	0	0	1	7	72
Wednesday	4/2/03	1:30 PM	1	29	11	5	6	8	1	4	18	0	0	0	0	2	85
Wednesday	4/2/03	1:45 PM	1	34	13	2	0	9	0	2	18	0	0	0	0	5	84
Wednesday	4/2/03	2:00 PM	0	35	11	5	4	9	0	6	15	0	0	0	1	10	96
Wednesday	4/2/03	2:15 PM	2	39	4	4	3	5	2	3	19	2	0	0	6	17	106
Wednesday	4/2/03	2:30 PM	5	5	0	0	1	1	0	0	2	0	0	0	10	117	141
Wednesday	4/2/03	2:45 PM	3	21	4	0	1	5	1	0	1	1	0	0	3	83	123
Wednesday	4/2/03	3:00 PM	9	32	1	1	1	2	0	0	2	1	0	0	13	58	120
Wednesday	4/2/03	3:15 PM	5	30	2	3	1	4	1	0	2	1	0	0	14	52	115
Wednesday	4/2/03	3:30 PM	3	42	5	3	0	3	3	0	3	1	0	0	13	40	116
Wednesday	4/2/03	3:45 PM	3	39	6	0	2	2	4	0	2	0	0	0	12	46	116
Wednesday	4/2/03	4:00 PM	13	30	5	1	0	3	1	0	2	0	0	0	14	62	131
Wednesday	4/2/03	4:15 PM	6	48	3	0	1	5	0	3	2	0	0	0	17	41	126
Wednesday	4/2/03	4:30 PM	8	71	8	2	0	1	1	2	3	3	0	0	9	46	154
Wednesday	4/2/03	4:45 PM	12	76	5	2	1	2	1	1	4	0	0	0	9	36	149
Wednesday	4/2/03	5:00 PM	15	100	9	0	1	1	1	0	1	1	0	0	10	54	193
Wednesday	4/2/03	5:15 PM	9	78	7	0	2	5	2	0	2	0	0	0	9	40	154
Wednesday	4/2/03	5:30 PM	10	64	5	0	1	4	0	1	3	0	0	0	7	40	135
Wednesday	4/2/03	5:45 PM	4	53	7	0	3	5	0	0	2	1	0	0	5	14	94
Wednesday	4/2/03	6:00 PM	1	53	4	2	1	2	1	0	3	2	0	0	4	22	95

Portway
Kearny, Hudson County

Start Date: 3/31/2003
 Start Time: 2:30:00 PM
 Site Code: 3
 Station ID: 06186
 Location : Pennsylvania Avenue East of CSX Kearny Entrance
 Pennsylvania Avenue EB

Day	Date	Time	Class 1	Class 2	Class 3	Class 4	Class 5	Class 6	Class 7	Class 8	Class 9	Class 10	Class 11	Class 12	Class 13	Class 14	Total
Wednesday	4/2/03	6:15 PM	9	52	6	1	0	1	0	1	0	0	0	0	9	18	98
Wednesday	4/2/03	6:30 PM	2	39	3	0	0	3	0	1	1	0	0	0	5	11	65
Wednesday	4/2/03	6:45 PM	2	43	5	1	0	3	0	0	0	0	0	0	2	17	73
Wednesday	4/2/03	7:00 PM	2	36	5	1	0	4	0	0	0	0	0	0	6	11	65
Wednesday	4/2/03	7:15 PM	4	33	0	0	1	1	0	0	1	0	0	0	9	14	63
Wednesday	4/2/03	7:30 PM	1	12	3	0	1	3	0	0	0	0	0	0	4	10	34
Wednesday	4/2/03	7:45 PM	0	27	5	0	0	0	0	0	1	1	0	0	1	4	39
Wednesday	4/2/03	8:00 PM	2	19	2	1	0	1	0	0	2	0	0	0	1	5	33
Wednesday	4/2/03	8:15 PM	2	17	0	0	1	0	0	0	1	1	0	0	0	11	33
Wednesday	4/2/03	8:30 PM	3	20	1	0	0	0	0	0	2	0	0	0	2	5	33
Wednesday	4/2/03	8:45 PM	2	20	1	0	0	2	0	0	4	1	0	0	0	4	34
Wednesday	4/2/03	9:00 PM	2	11	4	0	0	0	0	1	2	1	0	0	3	6	30
Wednesday	4/2/03	9:15 PM	0	19	1	0	0	0	0	0	0	0	0	0	2	5	27
Wednesday	4/2/03	9:30 PM	1	24	1	0	0	0	0	0	2	0	0	0	6	4	38
Wednesday	4/2/03	9:45 PM	0	17	4	0	1	0	0	0	2	0	0	0	2	6	32
Wednesday	4/2/03	10:00 PM	1	18	0	0	0	0	0	0	0	0	0	0	2	3	24
Wednesday	4/2/03	10:15 PM	1	13	2	0	0	0	0	0	0	0	0	0	1	3	20
Wednesday	4/2/03	10:30 PM	1	23	2	0	0	0	0	0	1	1	0	0	1	3	32
Wednesday	4/2/03	10:45 PM	2	24	2	0	0	0	0	1	1	0	0	0	4	3	37
Wednesday	4/2/03	11:00 PM	0	16	1	0	0	0	0	1	0	0	0	0	1	1	20
Wednesday	4/2/03	11:15 PM	0	8	2	0	0	0	0	1	1	1	0	0	2	1	16
Wednesday	4/2/03	11:30 PM	1	16	0	0	0	0	0	0	3	0	0	0	2	3	25
Wednesday	4/2/03	11:45 PM	0	8	1	0	0	0	1	1	1	0	0	0	1	4	17
		Total	211	2559	387	100	179	309	54	152	704	39	3	1	452	1474	6624
Thursday	4/3/03	12:00 AM	0	8	0	0	0	0	0	1	2	0	0	0	3	4	18
Thursday	4/3/03	12:15 AM	0	6	1	1	1	0	0	0	1	0	1	0	1	1	13
Thursday	4/3/03	12:30 AM	0	1	0	0	0	0	0	1	0	0	0	0	4	4	10
Thursday	4/3/03	12:45 AM	0	3	2	0	0	0	0	0	3	0	1	0	1	1	11
Thursday	4/3/03	1:00 AM	0	3	0	0	0	0	0	1	1	0	1	0	1	1	8
Thursday	4/3/03	1:15 AM	1	0	0	0	0	0	0	0	1	1	0	0	1	5	9
Thursday	4/3/03	1:30 AM	0	3	1	0	0	0	0	0	1	0	0	0	0	4	9
Thursday	4/3/03	1:45 AM	1	4	2	0	0	1	0	0	0	0	0	0	1	7	16
Thursday	4/3/03	2:00 AM	1	4	0	0	0	0	0	1	0	0	1	0	0	5	12
Thursday	4/3/03	2:15 AM	1	1	1	0	0	0	0	4	0	0	0	0	1	4	12
Thursday	4/3/03	2:30 AM	0	5	1	0	1	1	0	0	2	0	0	0	1	1	12
Thursday	4/3/03	2:45 AM	0	1	1	0	0	1	0	0	3	0	0	0	1	2	9
Thursday	4/3/03	3:00 AM	0	1	0	0	0	0	0	0	3	1	0	0	3	5	13
Thursday	4/3/03	3:15 AM	0	3	1	0	0	1	1	0	3	0	0	0	3	4	16
Thursday	4/3/03	3:30 AM	0	5	0	0	0	0	0	0	2	0	0	0	1	2	10
Thursday	4/3/03	3:45 AM	1	3	0	0	0	2	0	1	5	1	0	0	0	2	15
Thursday	4/3/03	4:00 AM	0	3	0	0	0	1	0	1	3	0	0	0	3	5	16
Thursday	4/3/03	4:15 AM	0	3	1	0	0	1	0	0	1	0	0	0	4	7	17
Thursday	4/3/03	4:30 AM	0	2	0	0	0	0	0	0	2	0	0	0	1	5	10
Thursday	4/3/03	4:45 AM	0	6	0	0	0	1	0	0	0	0	0	0	3	7	17
Thursday	4/3/03	5:00 AM	2	7	1	0	1	2	0	0	1	0	1	0	3	6	24
Thursday	4/3/03	5:15 AM	0	6	1	0	0	4	0	0	3	0	0	0	2	9	25
Thursday	4/3/03	5:30 AM	2	12	0	1	0	3	0	0	1	0	0	0	3	11	33
Thursday	4/3/03	5:45 AM	2	17	1	1	0	5	0	0	4	0	0	0	6	10	46
Thursday	4/3/03	6:00 AM	0	41	6	1	1	4	0	0	4	0	1	0	2	14	74
Thursday	4/3/03	6:15 AM	1	29	3	2	0	2	1	1	3	1	0	0	4	14	61
Thursday	4/3/03	6:30 AM	7	38	2	2	0	5	1	1	3	1	0	0	9	29	98
Thursday	4/3/03	6:45 AM	1	32	3	1	2	3	0	0	0	0	0	0	9	25	76
Thursday	4/3/03	7:00 AM	3	22	3	2	2	2	2	0	1	2	0	0	10	22	71
Thursday	4/3/03	7:15 AM	3	25	3	1	1	3	1	1	5	1	0	0	9	30	83
		Total	26	294	34	12	9	42	6	9	62	8	6	0	90	246	844

Portway
Keamy, Hudson County

Start Date: 3/31/2003
Start Time: 2:45:00 PM
Site Code:4
Location ID: 08278
Location : Pennsylvania Avenue East of CSX Keamy Entrance
Pennsylvania Avenue WB

Day	Date	Time	Class 1	Class 2	Class 3	Class 4	Class 5	Class 6	Class 7	Class 8	Class 9	Class 10	Class 11	Class 12	Class 13	Class 14	Total
Monday	3/31/03	2:45 PM	1	24	7	6	4	3	0	6	19	0	0	0	0	5	75
Monday	3/31/03	3:00 PM	0	26	3	4	3	8	0	6	15	2	1	1	0	3	72
Monday	3/31/03	3:15 PM	2	34	4	2	5	5	0	3	17	2	0	0	0	6	80
Monday	3/31/03	3:30 PM	0	35	1	3	4	4	0	2	13	0	0	0	0	9	71
Monday	3/31/03	3:45 PM	0	18	6	4	10	3	0	1	8	0	0	0	0	1	51
Monday	3/31/03	4:00 PM	1	26	5	2	1	5	0	2	14	0	0	0	0	3	59
Monday	3/31/03	4:15 PM	1	24	4	4	1	7	0	1	8	0	0	0	0	2	52
Monday	3/31/03	4:30 PM	0	13	6	0	2	7	0	2	13	0	0	0	0	3	46
Monday	3/31/03	4:45 PM	1	26	9	3	7	2	0	1	12	0	0	0	0	4	65
Monday	3/31/03	5:00 PM	0	27	6	2	4	4	0	2	15	0	0	0	0	3	63
Monday	3/31/03	5:15 PM	1	34	6	2	3	5	0	4	10	0	0	0	0	0	65
Monday	3/31/03	5:30 PM	1	21	3	2	1	2	0	4	5	0	0	0	0	3	42
Monday	3/31/03	5:45 PM	1	28	4	1	2	1	0	5	7	0	0	0	0	3	52
Monday	3/31/03	6:00 PM	1	23	6	2	2	4	0	6	9	0	0	0	0	4	57
Monday	3/31/03	6:15 PM	3	13	2	4	4	6	0	2	14	0	0	0	0	3	51
Monday	3/31/03	6:30 PM	1	20	1	2	2	1	0	2	8	0	0	0	0	3	40
Monday	3/31/03	6:45 PM	1	13	3	1	3	4	0	3	9	1	0	0	0	2	40
Monday	3/31/03	7:00 PM	0	13	1	1	2	3	0	1	9	0	0	0	0	2	32
Monday	3/31/03	7:15 PM	1	13	2	1	1	4	0	3	9	0	0	0	0	4	38
Monday	3/31/03	7:30 PM	0	12	2	0	4	2	0	4	7	0	0	0	0	2	33
Monday	3/31/03	7:45 PM	0	7	4	2	0	1	0	1	5	0	0	0	0	0	20
Monday	3/31/03	8:00 PM	1	11	3	0	2	1	0	3	4	0	0	0	0	2	27
Monday	3/31/03	8:15 PM	1	9	3	1	0	0	0	0	3	0	0	0	1	4	22
Monday	3/31/03	8:30 PM	0	4	0	1	0	3	0	0	1	0	0	0	0	0	9
Monday	3/31/03	8:45 PM	1	7	3	2	2	0	0	2	3	0	0	0	0	1	21
Monday	3/31/03	9:00 PM	0	7	3	0	1	1	0	2	3	0	0	0	0	0	17
Monday	3/31/03	9:15 PM	0	3	4	2	1	1	0	1	1	0	0	0	0	2	15
Monday	3/31/03	9:30 PM	1	8	1	1	0	2	0	1	5	0	0	0	0	0	19
Monday	3/31/03	9:45 PM	0	9	4	0	1	0	0	3	1	0	0	0	0	2	20
Monday	3/31/03	10:00 PM	0	6	1	0	2	2	0	3	3	0	0	0	0	1	18
Monday	3/31/03	10:15 PM	1	5	3	1	0	3	0	1	2	0	0	1	0	0	17
Monday	3/31/03	10:30 PM	0	5	2	0	0	3	0	1	1	0	0	0	0	1	13
Monday	3/31/03	10:45 PM	1	8	2	0	2	0	0	0	4	0	0	0	0	0	17
Monday	3/31/03	11:00 PM	0	6	0	0	1	2	0	4	5	0	0	0	0	1	19
Monday	3/31/03	11:15 PM	0	8	2	0	1	1	0	2	3	0	1	0	0	2	20
Monday	3/31/03	11:30 PM	0	9	2	1	0	1	0	2	4	0	0	0	0	3	22
Monday	3/31/03	11:45 PM	0	10	3	4	2	3	0	1	3	0	0	0	0	3	29
		Total	22	565	121	61	80	104	0	87	272	5	2	2	1	87	1409
Tuesday	4/1/03	12:00 AM	0	7	1	1	0	0	0	1	0	0	0	0	0	2	12
Tuesday	4/1/03	12:15 AM	1	4	0	0	0	2	0	0	1	0	0	0	0	4	12
Tuesday	4/1/03	12:30 AM	0	2	1	0	0	0	0	0	2	0	1	0	0	3	9
Tuesday	4/1/03	12:45 AM	0	2	0	1	0	2	0	1	2	0	0	0	0	1	9
Tuesday	4/1/03	1:00 AM	1	0	2	0	0	2	0	4	3	0	0	0	0	0	12
Tuesday	4/1/03	1:15 AM	1	2	1	1	1	1	0	1	1	0	0	0	0	1	10
Tuesday	4/1/03	1:30 AM	0	2	2	0	1	0	0	3	4	0	2	0	0	1	15
Tuesday	4/1/03	1:45 AM	0	1	1	3	0	1	0	7	1	0	0	0	0	1	15
Tuesday	4/1/03	2:00 AM	0	3	2	0	0	1	0	2	1	0	0	0	0	1	10
Tuesday	4/1/03	2:15 AM	1	4	0	0	2	1	0	0	1	0	0	0	0	0	9
Tuesday	4/1/03	2:30 AM	0	6	2	2	1	0	0	1	0	0	0	0	0	0	12
Tuesday	4/1/03	2:45 AM	0	5	1	1	0	2	0	0	3	0	0	0	0	0	12
Tuesday	4/1/03	3:00 AM	1	4	0	0	1	0	0	0	3	1	0	0	0	3	13
Tuesday	4/1/03	3:15 AM	0	3	1	1	1	1	0	0	3	0	0	0	0	1	11
Tuesday	4/1/03	3:30 AM	0	2	2	0	0	1	0	0	5	0	0	0	0	0	10
Tuesday	4/1/03	3:45 AM	0	11	1	0	0	1	0	0	4	0	0	0	0	1	18
Tuesday	4/1/03	4:00 AM	0	3	0	0	1	2	0	1	4	0	0	0	0	1	12
Tuesday	4/1/03	4:15 AM	0	7	0	0	2	0	0	2	4	0	1	0	0	1	17
Tuesday	4/1/03	4:30 AM	0	6	3	1	0	4	0	1	7	0	1	0	0	1	24
Tuesday	4/1/03	4:45 AM	0	14	2	0	1	1	0	0	7	0	0	0	0	0	25
Tuesday	4/1/03	5:00 AM	0	12	2	2	0	2	0	0	2	0	0	0	0	5	25
Tuesday	4/1/03	5:15 AM	0	32	6	0	3	5	0	1	6	0	0	0	0	1	54
Tuesday	4/1/03	5:30 AM	0	45	6	4	2	2	0	2	8	0	0	0	0	5	74
Tuesday	4/1/03	5:45 AM	0	39	3	2	0	8	0	1	6	0	0	0	0	3	62
Tuesday	4/1/03	6:00 AM	2	37	8	1	4	7	0	0	13	0	0	0	0	8	80
Tuesday	4/1/03	6:15 AM	1	42	10	3	2	12	0	3	9	0	0	0	1	3	86
Tuesday	4/1/03	6:30 AM	0	56	9	4	2	9	0	1	14	0	0	0	0	7	102
Tuesday	4/1/03	6:45 AM	1	109	17	3	1	10	0	0	17	0	0	0	0	12	170
Tuesday	4/1/03	7:00 AM	0	86	20	3	1	6	1	2	15	0	0	2	4	7	147
Tuesday	4/1/03	7:15 AM	0	114	22	3	4	3	1	1	11	0	0	0	0	7	166
Tuesday	4/1/03	7:30 AM	0	121	20	1	5	6	0	3	15	0	1	0	0	10	182
Tuesday	4/1/03	7:45 AM	1	96	11	5	4	5	1	3	17	0	0	0	2	18	163
Tuesday	4/1/03	8:00 AM	1	91	13	1	7	8	2	0	14	1	0	0	0	5	143

Portway
Kearny, Hudson County

Start Date: 3/31/2003
Start Time: 2:45:00 PM
Site Code: 4
Station ID: 08278
Location : Pennsylvania Avenue East of CSX Kearny Entrance
Pennsylvania Avenue WB

Day	Date	Time	Class 1	Class 2	Class 3	Class 4	Class 5	Class 6	Class 7	Class 8	Class 9	Class 10	Class 11	Class 12	Class 13	Class 14	Total
Tuesday	4/1/03	8:15 AM	0	81	9	9	7	4	0	2	16	1	0	0	1	7	137
Tuesday	4/1/03	8:30 AM	1	75	12	5	5	8	1	5	14	0	0	0	2	7	135
Tuesday	4/1/03	8:45 AM	2	82	11	4	7	8	1	3	9	0	0	0	0	7	134
Tuesday	4/1/03	9:00 AM	0	21	2	4	1	6	0	1	25	0	0	0	0	4	64
Tuesday	4/1/03	9:15 AM	0	20	7	3	7	9	0	3	15	0	0	0	0	2	66
Tuesday	4/1/03	9:30 AM	1	36	15	5	4	7	2	6	18	0	0	0	0	3	97
Tuesday	4/1/03	9:45 AM	0	22	7	2	3	7	3	2	20	0	0	0	0	1	67
Tuesday	4/1/03	10:00 AM	0	17	11	1	10	9	1	2	14	0	0	0	0	5	70
Tuesday	4/1/03	10:15 AM	0	28	8	3	7	3	0	3	19	0	0	0	0	2	73
Tuesday	4/1/03	10:30 AM	1	14	6	3	3	5	0	3	12	1	0	0	0	4	52
Tuesday	4/1/03	10:45 AM	1	15	6	1	4	12	2	3	25	1	1	0	1	2	74
Tuesday	4/1/03	11:00 AM	2	42	9	1	3	6	0	5	26	0	0	0	1	4	99
Tuesday	4/1/03	11:15 AM	2	16	11	2	5	5	2	2	22	0	0	1	0	6	74
Tuesday	4/1/03	11:30 AM	1	23	5	2	10	5	0	3	18	1	0	0	2	14	84
Tuesday	4/1/03	11:45 AM	2	14	6	2	5	6	0	4	19	0	0	0	0	4	62
Tuesday	4/1/03	12:00 PM	1	17	8	3	5	15	1	2	26	1	0	0	1	9	89
Tuesday	4/1/03	12:15 PM	2	15	8	3	4	9	0	3	22	0	0	1	0	7	74
Tuesday	4/1/03	12:30 PM	2	18	6	6	4	4	1	3	21	0	0	0	0	2	67
Tuesday	4/1/03	12:45 PM	3	32	8	1	4	7	0	1	23	0	0	0	1	4	84
Tuesday	4/1/03	1:00 PM	1	25	5	5	5	10	0	2	13	1	0	0	0	8	75
Tuesday	4/1/03	1:15 PM	0	28	5	4	6	4	1	0	12	0	0	0	1	6	67
Tuesday	4/1/03	1:30 PM	1	22	9	3	4	7	0	1	22	0	0	0	0	6	75
Tuesday	4/1/03	1:45 PM	1	29	10	5	15	6	1	3	17	1	0	0	1	4	93
Tuesday	4/1/03	2:00 PM	2	15	11	2	3	9	1	1	26	1	0	0	1	5	77
Tuesday	4/1/03	2:15 PM	0	13	7	3	3	3	0	6	20	0	0	0	0	3	58
Tuesday	4/1/03	2:30 PM	1	22	2	2	8	7	0	3	15	0	0	0	0	5	65
Tuesday	4/1/03	2:45 PM	0	30	6	3	5	9	0	4	13	0	0	0	0	3	73
Tuesday	4/1/03	3:00 PM	1	37	12	3	6	7	0	5	20	0	0	1	0	7	99
Tuesday	4/1/03	3:15 PM	1	31	5	4	4	9	0	2	18	0	0	0	0	5	79
Tuesday	4/1/03	3:30 PM	0	33	5	1	2	3	0	2	14	0	0	0	1	2	63
Tuesday	4/1/03	3:45 PM	1	14	8	4	3	3	0	4	9	0	0	0	0	3	49
Tuesday	4/1/03	4:00 PM	2	18	9	1	6	7	0	5	12	1	0	0	0	4	65
Tuesday	4/1/03	4:15 PM	2	24	5	3	3	5	0	2	13	0	0	0	0	7	64
Tuesday	4/1/03	4:30 PM	1	14	6	2	4	3	0	0	8	0	0	0	0	3	41
Tuesday	4/1/03	4:45 PM	1	15	8	2	3	2	0	2	9	0	0	0	1	3	46
Tuesday	4/1/03	5:00 PM	0	27	4	4	3	1	0	4	13	0	0	0	0	4	60
Tuesday	4/1/03	5:15 PM	1	24	9	5	5	4	0	3	5	0	0	0	0	5	61
Tuesday	4/1/03	5:30 PM	0	17	6	1	4	3	0	6	10	0	0	0	0	3	50
Tuesday	4/1/03	5:45 PM	4	26	5	3	1	6	0	3	8	1	0	0	0	2	59
Tuesday	4/1/03	6:00 PM	8	9	5	5	6	3	0	3	11	0	0	0	0	2	52
Tuesday	4/1/03	6:15 PM	4	9	10	3	6	6	0	0	5	0	0	0	0	1	44
Tuesday	4/1/03	6:30 PM	8	10	11	3	3	3	0	3	7	0	0	0	0	3	51
Tuesday	4/1/03	6:45 PM	1	7	9	5	2	1	0	6	5	0	0	0	0	2	38
Tuesday	4/1/03	7:00 PM	0	13	4	3	5	1	0	6	3	0	0	0	0	0	35
Tuesday	4/1/03	7:15 PM	4	12	6	2	2	1	0	1	7	0	0	0	0	5	40
Tuesday	4/1/03	7:30 PM	3	8	1	5	2	3	0	0	7	0	0	0	0	0	29
Tuesday	4/1/03	7:45 PM	4	7	7	3	4	0	0	0	3	0	0	0	0	5	33
Tuesday	4/1/03	8:00 PM	1	7	5	4	1	0	0	1	4	0	0	0	0	3	26
Tuesday	4/1/03	8:15 PM	0	6	3	1	1	1	0	0	2	0	0	0	0	1	15
Tuesday	4/1/03	8:30 PM	1	4	1	0	1	1	0	0	3	0	0	0	0	3	14
Tuesday	4/1/03	8:45 PM	2	5	4	2	1	5	0	1	1	0	0	0	0	1	22
Tuesday	4/1/03	9:00 PM	1	6	2	4	2	1	0	0	3	0	0	0	1	2	22
Tuesday	4/1/03	9:15 PM	3	7	2	0	4	3	0	3	4	1	0	0	0	2	29
Tuesday	4/1/03	9:30 PM	4	5	4	2	3	2	0	1	3	0	0	0	0	5	29
Tuesday	4/1/03	9:45 PM	5	5	6	3	6	1	0	0	2	0	0	0	0	1	29
Tuesday	4/1/03	10:00 PM	1	12	4	0	0	1	0	1	6	0	0	0	0	1	26
Tuesday	4/1/03	10:15 PM	1	13	6	3	2	0	0	3	7	0	0	0	0	1	36
Tuesday	4/1/03	10:30 PM	6	6	12	3	3	1	0	2	5	0	1	1	0	2	42
Tuesday	4/1/03	10:45 PM	1	14	5	1	0	1	0	4	4	0	0	0	0	3	33
Tuesday	4/1/03	11:00 PM	1	10	1	3	1	0	0	1	3	0	0	0	0	0	20
Tuesday	4/1/03	11:15 PM	0	8	1	2	3	0	0	2	6	0	0	0	0	0	22
Tuesday	4/1/03	11:30 PM	5	11	8	2	4	3	0	2	5	0	0	0	0	1	41
Tuesday	4/1/03	11:45 PM	0	12	9	1	0	0	0	8	1	0	0	1	0	0	32
		Total	116	2226	587	223	297	388	22	203	951	13	8	7	22	339	5402
Wednesday	4/2/03	12:00 AM	2	8	1	2	0	4	0	4	6	0	0	0	0	3	30
Wednesday	4/2/03	12:15 AM	1	4	2	0	2	0	1	4	5	0	0	0	0	0	19
Wednesday	4/2/03	12:30 AM	2	2	2	1	2	0	0	6	5	0	0	0	1	2	23
Wednesday	4/2/03	12:45 AM	1	2	1	0	2	0	0	4	0	0	0	0	0	1	11
Wednesday	4/2/03	1:00 AM	2	1	1	1	1	0	0	5	4	0	0	0	0	2	17
Wednesday	4/2/03	1:15 AM	1	3	2	1	1	3	0	4	3	0	0	0	1	2	21
Wednesday	4/2/03	1:30 AM	1	6	3	2	1	0	0	5	3	0	1	0	0	0	22
Wednesday	4/2/03	1:45 AM	4	2	0	0	5	0	0	7	1	0	0	0	0	0	19

Portway
Kearny, Hudson County

Start Date: 3/31/2003
Start Time: 2:45:00 PM
Site Code:4
Station ID: 08278
Location : Pennsylvania Avenue East of CSX Kearny Entrance
Pennsylvania Avenue WB

Day	Date	Time	Class 1	Class 2	Class 3	Class 4	Class 5	Class 6	Class 7	Class 8	Class 9	Class 10	Class 11	Class 12	Class 13	Class 14	Total	
Wednesday	4/2/03	2:00 AM	1	5	1	3	1	0	0	7	3	0	1	0	0	1	23	
Wednesday	4/2/03	2:15 AM	0	6	2	0	0	4	0	1	3	0	0	0	0	2	18	
Wednesday	4/2/03	2:30 AM	0	6	1	0	0	1	0	5	2	0	1	0	0	0	16	
Wednesday	4/2/03	2:45 AM	1	6	1	2	0	1	0	2	1	0	0	0	0	1	15	
Wednesday	4/2/03	3:00 AM	2	1	2	2	1	3	0	2	8	0	3	0	0	3	27	
Wednesday	4/2/03	3:15 AM	5	2	2	1	3	6	0	3	2	0	1	0	0	1	26	
Wednesday	4/2/03	3:30 AM	1	4	3	0	5	4	0	2	4	0	0	0	0	0	23	
Wednesday	4/2/03	3:45 AM	1	11	3	0	0	2	0	1	4	0	0	0	0	4	26	
Wednesday	4/2/03	4:00 AM	3	6	1	0	0	4	0	3	6	0	0	0	0	2	25	
Wednesday	4/2/03	4:15 AM	1	2	3	1	0	4	1	0	9	0	0	0	0	2	23	
Wednesday	4/2/03	4:30 AM	3	8	5	1	1	2	0	2	8	0	1	0	0	5	36	
Wednesday	4/2/03	4:45 AM	1	5	4	2	2	1	0	1	5	0	0	0	1	4	26	
Wednesday	4/2/03	5:00 AM	1	8	7	2	5	5	0	0	2	0	0	0	0	4	34	
Wednesday	4/2/03	5:15 AM	1	24	11	1	2	4	0	0	4	0	0	0	0	3	50	
Wednesday	4/2/03	5:30 AM	2	29	19	3	4	0	0	1	4	0	0	0	0	4	66	
Wednesday	4/2/03	5:45 AM	1	33	13	0	2	2	0	0	8	0	0	0	0	3	62	
Wednesday	4/2/03	6:00 AM	1	26	14	3	6	10	1	0	8	0	0	0	0	8	77	
Wednesday	4/2/03	6:15 AM	0	35	15	7	4	7	0	0	4	0	0	0	0	7	79	
Wednesday	4/2/03	6:30 AM	1	42	20	2	3	12	1	4	10	0	0	0	1	8	104	
Wednesday	4/2/03	6:45 AM	1	72	28	4	2	11	0	0	15	0	0	0	0	7	140	
Wednesday	4/2/03	7:00 AM	0	68	12	5	2	11	0	2	19	0	0	0	2	6	127	
Wednesday	4/2/03	7:15 AM	0	113	20	7	8	9	0	1	16	1	0	0	0	5	180	
Wednesday	4/2/03	7:30 AM	0	99	21	3	7	10	3	6	12	2	0	0	2	15	180	
Wednesday	4/2/03	7:45 AM	0	93	28	4	2	4	0	4	8	0	1	0	2	22	168	
Wednesday	4/2/03	8:00 AM	0	44	8	7	2	4	0	2	14	1	0	0	1	0	83	
Wednesday	4/2/03	8:15 AM	0	41	9	8	2	2	0	1	17	0	0	0	1	2	83	
Wednesday	4/2/03	8:30 AM	1	29	15	2	7	1	0	2	11	1	0	0	1	3	73	
Wednesday	4/2/03	8:45 AM	1	29	15	9	7	12	1	4	12	0	1	0	0	6	97	
Wednesday	4/2/03	9:00 AM	2	21	9	4	1	5	0	5	18	0	0	0	2	2	69	
Wednesday	4/2/03	9:15 AM	1	17	8	2	7	3	1	3	24	0	0	0	1	6	73	
Wednesday	4/2/03	9:30 AM	3	12	5	7	11	7	2	2	11	1	0	0	1	6	68	
Wednesday	4/2/03	9:45 AM	2	24	17	3	8	3	1	4	13	0	0	0	1	5	81	
Wednesday	4/2/03	10:00 AM	5	59	26	1	8	6	3	1	7	0	0	0	0	5	121	
Wednesday	4/2/03	10:15 AM	3	51	16	11	3	12	0	2	20	0	0	0	0	3	121	
Wednesday	4/2/03	10:30 AM	2	19	7	8	4	12	0	1	15	1	0	0	1	4	74	
Wednesday	4/2/03	10:45 AM	2	12	10	3	9	4	0	0	18	0	0	0	0	5	63	
Wednesday	4/2/03	11:00 AM	7	14	4	6	3	6	1	3	17	0	0	0	1	5	67	
Wednesday	4/2/03	11:15 AM	4	18	5	2	5	9	2	3	20	1	0	0	0	0	69	
Wednesday	4/2/03	11:30 AM	3	15	6	6	2	7	0	3	17	0	0	0	0	6	65	
Wednesday	4/2/03	11:45 AM	3	12	5	5	2	4	5	1	6	1	0	0	11	23	78	
Wednesday	4/2/03	12:00 PM	3	15	3	3	2	2	1	0	10	3	0	0	6	20	68	
Wednesday	4/2/03	12:15 PM	3	10	2	2	2	3	8	1	2	11	3	0	0	5	16	66
Wednesday	4/2/03	12:30 PM	3	18	5	3	3	3	0	1	14	1	0	0	3	10	64	
Wednesday	4/2/03	12:45 PM	3	23	4	3	4	8	1	6	11	3	0	0	2	18	86	
Wednesday	4/2/03	1:00 PM	4	17	3	1	1	3	4	1	6	5	0	0	10	29	84	
Wednesday	4/2/03	1:15 PM	1	12	2	0	0	8	2	0	8	5	0	0	5	30	73	
Wednesday	4/2/03	1:30 PM	2	18	3	1	3	4	1	2	12	5	0	0	7	29	87	
Wednesday	4/2/03	1:45 PM	5	16	10	2	1	8	1	4	12	4	0	0	7	20	90	
Wednesday	4/2/03	2:00 PM	6	14	3	2	3	3	0	0	7	9	0	0	5	29	81	
Wednesday	4/2/03	2:15 PM	6	21	8	2	1	5	1	1	9	4	0	0	10	29	97	
Wednesday	4/2/03	2:30 PM	0	11	5	3	3	6	0	3	18	6	0	0	6	31	92	
Wednesday	4/2/03	2:45 PM	1	14	7	1	6	4	0	4	3	6	0	1	10	12	69	
Wednesday	4/2/03	3:00 PM	6	26	4	2	7	5	2	5	17	2	0	0	6	15	97	
Wednesday	4/2/03	3:15 PM	4	27	5	0	7	7	1	3	7	6	0	0	7	23	97	
Wednesday	4/2/03	3:30 PM	2	31	7	4	7	7	1	2	12	6	0	0	7	22	108	
Wednesday	4/2/03	3:45 PM	1	22	7	8	7	5	1	3	14	5	0	0	3	24	100	
Wednesday	4/2/03	4:00 PM	8	13	9	5	4	10	3	2	16	2	1	0	3	19	95	
Wednesday	4/2/03	4:15 PM	4	19	4	1	3	5	6	1	5	3	0	0	18	18	87	
Wednesday	4/2/03	4:30 PM	3	17	0	3	3	4	4	1	4	1	0	0	27	22	89	
Wednesday	4/2/03	4:45 PM	0	20	3	0	2	4	1	1	4	1	0	0	18	24	78	
Wednesday	4/2/03	5:00 PM	0	18	2	2	3	1	3	1	3	3	0	0	15	14	65	
Wednesday	4/2/03	5:15 PM	3	14	2	2	1	2	3	0	2	0	0	0	21	24	74	
Wednesday	4/2/03	5:30 PM	6	18	4	0	1	4	2	1	3	1	0	0	20	20	80	
Wednesday	4/2/03	5:45 PM	2	20	0	1	0	3	3	1	1	1	0	0	19	20	71	
Wednesday	4/2/03	6:00 PM	4	32	3	1	1	5	2	0	1	1	0	0	10	13	73	
Wednesday	4/2/03	6:15 PM	0	79	5	0	4	5	1	1	2	3	0	0	5	11	116	
Wednesday	4/2/03	6:30 PM	3	35	1	2	3	2	3	1	3	0	0	0	8	10	71	
Wednesday	4/2/03	6:45 PM	1	8	0	2	2	1	2	0	1	0	0	0	5	12	34	
Wednesday	4/2/03	7:00 PM	4	17	1	1	0	4	1	0	0	0	0	0	12	10	50	
Wednesday	4/2/03	7:15 PM	2	10	0	0	0	1	1	0	3	0	0	0	5	6	29	
Wednesday	4/2/03	7:30 PM	2	2	3	0	2	1	3	1	2	0	0	0	4	5	25	

Portway
Kearny, Hudson County

Start Date: 3/31/2003
 Start Time: 2:45:00 PM
 Site Code: 4
 Station ID: 08278
 Location : Pennsylvania Avenue East of CSX Kearny Entrance
 Pennsylvania Avenue WB

Day	Date	Time	Class 1	Class 2	Class 3	Class 4	Class 5	Class 6	Class 7	Class 8	Class 9	Class 10	Class 11	Class 12	Class 13	Class 14	Total
Wednesday	4/2/03	7:45 PM	0	9	3	0	0	0	2	0	0	0	0	0	0	0	27
Wednesday	4/2/03	8:00 PM	1	7	0	1	0	3	2	0	2	0	0	0	7	4	27
Wednesday	4/2/03	8:15 PM	3	10	1	1	0	1	1	0	0	2	0	0	4	2	25
Wednesday	4/2/03	8:30 PM	0	10	1	1	0	1	1	0	1	0	0	0	3	2	20
Wednesday	4/2/03	8:45 PM	2	5	1	1	1	0	1	1	4	0	0	0	6	6	28
Wednesday	4/2/03	9:00 PM	0	4	1	0	0	1	1	0	0	0	0	0	2	3	12
Wednesday	4/2/03	9:15 PM	0	7	1	0	0	1	0	0	1	0	0	0	4	2	16
Wednesday	4/2/03	9:30 PM	1	12	2	0	0	1	0	0	1	1	0	0	2	3	23
Wednesday	4/2/03	9:45 PM	0	5	2	0	0	1	1	0	0	0	0	0	5	4	18
Wednesday	4/2/03	10:00 PM	1	5	0	0	0	0	1	0	0	0	0	0	5	0	12
Wednesday	4/2/03	10:15 PM	0	5	0	0	0	1	1	1	1	0	0	0	4	3	16
Wednesday	4/2/03	10:30 PM	0	6	4	0	0	1	0	1	0	0	0	0	0	3	15
Wednesday	4/2/03	10:45 PM	0	10	1	0	0	1	0	1	4	1	0	0	2	3	23
Wednesday	4/2/03	11:00 PM	0	5	3	0	0	1	0	0	1	0	0	0	2	4	16
Wednesday	4/2/03	11:15 PM	0	2	0	0	0	1	0	0	1	0	0	0	0	1	5
Wednesday	4/2/03	11:30 PM	0	13	1	0	0	3	1	0	2	1	0	0	0	1	22
Wednesday	4/2/03	11:45 PM	0	5	2	0	1	1	0	0	1	2	0	0	2	4	18
		Total	180	1886	551	205	245	377	90	175	672	105	11	1	373	646	5717
Thursday	4/3/03	12:00 AM	0	5	1	0	0	0	0	3	0	1	0	0	2	5	17
Thursday	4/3/03	12:15 AM	0	2	0	0	0	0	0	0	0	1	2	0	1	3	9
Thursday	4/3/03	12:30 AM	0	1	2	0	0	2	0	0	1	0	0	0	3	4	13
Thursday	4/3/03	12:45 AM	0	1	0	0	1	0	0	0	0	0	0	0	1	2	5
Thursday	4/3/03	1:00 AM	1	0	1	0	0	1	1	2	1	0	0	0	0	1	8
Thursday	4/3/03	1:15 AM	0	4	0	0	0	1	0	2	0	2	0	0	1	2	12
Thursday	4/3/03	1:30 AM	1	1	1	0	0	1	0	0	3	2	0	0	2	4	15
Thursday	4/3/03	1:45 AM	0	4	1	0	0	0	0	0	1	0	0	0	1	4	11
Thursday	4/3/03	2:00 AM	1	4	1	0	0	0	0	2	0	0	0	0	1	0	9
Thursday	4/3/03	2:15 AM	0	2	1	1	0	0	0	0	4	0	0	0	1	1	10
Thursday	4/3/03	2:30 AM	0	7	0	1	0	0	0	0	0	0	0	0	2	2	12
Thursday	4/3/03	2:45 AM	0	3	0	0	0	0	2	1	4	0	0	0	0	0	10
Thursday	4/3/03	3:00 AM	0	3	1	0	0	0	1	2	0	0	0	0	0	1	8
Thursday	4/3/03	3:15 AM	0	5	1	1	0	1	0	2	3	1	0	0	0	3	17
Thursday	4/3/03	3:30 AM	0	4	1	2	0	0	0	0	1	0	0	0	2	2	12
Thursday	4/3/03	3:45 AM	0	9	1	1	0	3	0	0	2	0	0	0	0	1	17
Thursday	4/3/03	4:00 AM	0	4	1	0	0	1	1	0	4	1	0	0	2	3	17
Thursday	4/3/03	4:15 AM	0	4	1	1	0	2	2	0	0	0	0	0	4	3	17
Thursday	4/3/03	4:30 AM	0	5	2	0	0	0	1	0	1	0	0	0	3	1	13
Thursday	4/3/03	4:45 AM	0	12	1	0	1	3	0	2	0	0	0	0	1	1	21
Thursday	4/3/03	5:00 AM	0	15	3	0	0	4	1	0	1	0	1	0	1	2	28
Thursday	4/3/03	5:15 AM	0	31	5	0	1	3	1	0	5	3	0	0	3	5	57
Thursday	4/3/03	5:30 AM	1	35	4	2	3	4	2	0	4	2	0	0	5	4	66
Thursday	4/3/03	5:45 AM	2	46	4	0	1	7	1	2	2	1	0	0	3	7	76
Thursday	4/3/03	6:00 AM	4	31	7	1	0	1	6	1	5	1	0	0	6	9	72
Thursday	4/3/03	6:15 AM	1	22	7	0	2	6	3	0	5	1	0	0	13	9	69
Thursday	4/3/03	6:30 AM	1	47	3	1	0	11	9	1	0	1	0	0	8	9	91
Thursday	4/3/03	6:45 AM	2	61	5	0	0	7	4	1	4	0	0	0	15	11	110
Thursday	4/3/03	7:00 AM	4	53	3	0	1	4	9	0	1	3	0	0	13	9	100
Thursday	4/3/03	7:15 AM	6	79	7	2	1	16	6	1	4	0	0	0	14	11	147
Thursday	4/3/03	7:30 AM	6	113	9	1	1	8	7	0	4	0	0	0	7	19	175
		Total	30	613	74	14	12	86	55	20	62	22	3	0	115	138	1244

RT17NBPM CLS

 030011078
 04- 16- 2003
 Route 17
 16: 27: 21

TYPE	CLASS. COUNT		COUNT	
	sb	VOL.	nb	VOL.
CAR	0	0	1117	4468
VAN	0	0	0	0
TRK	0	0	19	76
BUS	0	0	5	20
TTR	0	0	19	76
	0	0	1160	4640

16: 42: 21
 jhd

 030011078
 04- 16- 2003
 Route 17
 16: 42: 22

TYPE	CLASS. COUNT		COUNT	
	sb	VOL.	nb	VOL.
CAR	0	0	1039	4156
VAN	0	0	0	0
TRK	0	0	19	76
BUS	0	0	5	20
TTR	0	0	22	88
	0	0	1085	4340

16: 57: 22
 jhd

 030011078
 04- 16- 2003
 Route 17
 16: 57: 22

TYPE	CLASS. COUNT		COUNT	
	sb	VOL.	nb	VOL.
CAR	0	0	1365	5460
VAN	0	0	0	0
TRK	0	0	15	60
BUS	0	0	2	8
TTR	0	0	28	112
	0	0	1410	5640

17: 12: 22
 jhd

 030011078
 04- 16- 2003
 Route 17
 17: 12: 22

TYPE	CLASS. COUNT		COUNT	
	sb	VOL.	nb	VOL.
CAR	0	0	1233	4932

RT17NBPM CLS

VAN	0	0	0	0
TRK	0	0	6	24
BUS	0	0	2	8
TTR	0	0	16	64
	0	0	1257	5028

17: 27: 22

jhd

 030011078
 04- 16- 2003
 Route 17
 17: 27: 22

		CLASS. COUNT			
		sb		nb	
TYPE	COUNT	VOL.	COUNT	VOL.	
CAR	0	0	1113	4452	
VAN	0	0	0	0	
TRK	0	0	16	64	
BUS	0	0	0	0	
TTR	0	0	20	80	
	0	0	1149	4596	

17: 42: 22

jhd

 030011078
 04- 16- 2003
 Route 17
 17: 42: 22

		CLASS. COUNT			
		sb		nb	
TYPE	COUNT	VOL.	COUNT	VOL.	
CAR	0	0	909	3636	
VAN	0	0	1	4	
TRK	0	0	13	52	
BUS	0	0	1	4	
TTR	0	0	13	52	
	0	0	937	3748	

17: 57: 22

jhd

 030011078
 04- 16- 2003
 Route 17
 17: 57: 22

		CLASS. COUNT			
		sb		nb	
TYPE	COUNT	VOL.	COUNT	VOL.	
CAR	0	0	838	3352	
VAN	0	0	1	4	
TRK	0	0	7	28	
BUS	0	0	3	12	
TTR	0	0	19	76	
	0	0	868	3472	

18: 12: 22

jhd

 030011078

RT17NBPM CLS

04-16-2003
Route 17
18:12:23

TYPE	CLASS. COUNT		COUNT	
	sb	nb	COUNT	VOL.
CAR	0	0	746	2984
VAN	0	0	0	0
TRK	0	0	17	68
BUS	0	0	3	12
TTR	2	8	28	112
	2	8	794	3176

18:27:23
jhd

RT17SBPM CLS

 030011078
 04- 16- 2003
 route 17
 16: 36: 43

TYPE	CLASS. COUNT		COUNT		VOL.
	sb	VOL.	nb	VOL.	
CAR	468	1872	0	0	0
VAN	0	0	0	0	0
TRK	33	132	0	0	0
BUS	5	20	0	0	0
TTR	22	88	0	0	0
	528	2112	0	0	0

16: 51: 43
 mn

 030011078
 04- 16- 2003
 route 17
 16: 51: 43

TYPE	CLASS. COUNT		COUNT		VOL.
	sb	VOL.	nb	VOL.	
CAR	504	2016	0	0	0
VAN	0	0	0	0	0
TRK	23	92	0	0	0
BUS	2	8	0	0	0
TTR	19	76	0	0	0
	548	2192	0	0	0

17: 06: 43
 mn

 030011078
 04- 16- 2003
 route 17
 17: 06: 43

TYPE	CLASS. COUNT		COUNT		VOL.
	sb	VOL.	nb	VOL.	
CAR	587	2348	0	0	0
VAN	0	0	0	0	0
TRK	23	92	0	0	0
BUS	4	16	0	0	0
TTR	20	80	0	0	0
	634	2536	0	0	0

17: 21: 43
 mn

 030011078
 04- 16- 2003
 route 17
 17: 21: 43

TYPE	CLASS. COUNT		COUNT		VOL.
	sb	VOL.	nb	VOL.	
CAR	603	2412	0	0	0

RT17SBPM CLS

VAN	0	0	0	0
TRK	17	68	0	0
BUS	1	4	0	0
TTR	10	40	0	0
	631	2524	0	0

17: 36: 43

mm

 030011078
 04- 16- 2003
 route 17
 17: 36: 43

		CLASS. COUNT			
		sb		nb	
TYPE	COUNT	VOL.	COUNT	VOL.	
CAR	575	2300	0	0	
VAN	0	0	0	0	
TRK	18	72	0	0	
BUS	0	0	0	0	
TTR	17	68	0	0	
	610	2440	0	0	

17: 51: 43

mm

 030011078
 04- 16- 2003
 route 17
 17: 51: 43

		CLASS. COUNT			
		sb		nb	
TYPE	COUNT	VOL.	COUNT	VOL.	
CAR	511	2044	0	0	
VAN	0	0	0	0	
TRK	22	88	0	0	
BUS	0	0	0	0	
TTR	16	64	0	0	
	549	2196	0	0	

18: 06: 43

mm

 030011078
 04- 16- 2003
 route 17
 18: 06: 43

		CLASS. COUNT			
		sb		nb	
TYPE	COUNT	VOL.	COUNT	VOL.	
CAR	534	2136	0	0	
VAN	0	0	0	0	
TRK	19	76	0	0	
BUS	0	0	0	0	
TTR	9	36	0	0	
	562	2248	0	0	

18: 21: 43

mm

 030011078

RT17SBPM CLS

04-16-2003
route 17
18:21:43

TYPE	CLASS. COUNT		COUNT	
	sb	VOL.	nb	VOL.
CAR	496	1984	0	0
VAN	0	0	0	0
TRK	10	40	0	0
BUS	0	0	0	0
TTR	17	68	0	0
	523	2092	0	0

18:36:43

mm

 portays
 04- 23- 2003
 rt24
 06: 33: 05

TYPE	CLASS. COUNT		COUNT	
	eb	VOL.	wb	VOL.
CAR	584	2336	0	0
VAN	0	0	0	0
TRK	26	104	0	0
CON	4	16	0	0
TTR	10	40	0	0
	624	2496	0	0

06: 48: 05
 sel

 portays
 04- 23- 2003
 rt24
 06: 48: 05

TYPE	CLASS. COUNT		COUNT	
	eb	VOL.	wb	VOL.
CAR	629	2516	0	0
VAN	1	4	0	0
TRK	22	88	0	0
CON	3	12	0	0
TTR	14	56	0	0
	669	2676	0	0

07: 03: 05
 sel

 portays
 04- 23- 2003
 rt24
 07: 03: 05

TYPE	CLASS. COUNT		COUNT	
	eb	VOL.	wb	VOL.
CAR	786	3144	0	0
VAN	0	0	0	0
TRK	22	88	0	0
CON	2	8	0	0
TTR	13	52	0	0
	823	3292	0	0

07: 18: 05
 sel

 portays
 04- 23- 2003
 rt24
 07: 18: 05

TYPE	CLASS. COUNT		COUNT	
	eb	VOL.	wb	VOL.
CAR	803	3212	0	0

RT24EBAM txt

VAN	0	0	0	0
TRK	29	116	0	0
CON	2	8	0	0
TTR	20	80	0	0
	854	3416	0	0

07: 33: 05
sel

portays
04- 23- 2003
rt24
07: 33: 05

		CLASS. COUNT		
		eb	wb	
TYPE	COUNT	VOL.	COUNT	VOL.
CAR	860	3440	0	0
VAN	0	0	0	0
TRK	36	144	0	0
CON	1	4	0	0
TTR	14	56	0	0
	911	3644	0	0

07: 48: 05
sel

portays
04- 23- 2003
rt24
07: 48: 05

		CLASS. COUNT		
		eb	wb	
TYPE	COUNT	VOL.	COUNT	VOL.
CAR	863	3452	0	0
VAN	0	0	0	0
TRK	38	152	0	0
CON	0	0	0	0
TTR	17	68	0	0
	918	3672	0	0

08: 03: 05
sel

portays
04- 23- 2003
rt24
08: 03: 05

		CLASS. COUNT		
		eb	wb	
TYPE	COUNT	VOL.	COUNT	VOL.
CAR	832	3328	0	0
VAN	0	0	0	0
TRK	42	168	0	0
CON	2	8	0	0
TTR	16	64	0	0
	892	3568	0	0

08: 18: 05
sel

portays

04-23-2003
rt24
08:18:05

TYPE	CLASS. COUNT		COUNT	
	eb	VOL.	wb	VOL.
CAR	753	3012	0	0
VAN	0	0	0	0
TRK	25	100	0	0
CON	5	20	0	0
TTR	24	96	0	0
	807	3228	0	0

08:33:05
sel

030011078
04- 23- 2003
24EB
16: 28: 53

TYPE	CLASS. COUNT		COUNT	VOL.
	EB	WB		
CAR	787	3148	0	0
VAN	0	0	0	0
TRK	18	72	0	0
CON	4	16	0	0
TTR	10	40	0	0
	819	3276	0	0

16: 43: 53
JA

030011078
04- 23- 2003
24EB
16: 43: 53

TYPE	CLASS. COUNT		COUNT	VOL.
	EB	WB		
CAR	991	3964	0	0
VAN	0	0	0	0
TRK	9	36	0	0
CON	8	32	0	0
TTR	12	48	0	0
	1020	4080	0	0

16: 58: 53
JA

030011078
04- 23- 2003
24EB
16: 58: 53

TYPE	CLASS. COUNT		COUNT	VOL.
	EB	WB		
CAR	952	3808	0	0
VAN	0	0	0	0
TRK	17	68	0	0
CON	4	16	0	0
TTR	9	36	0	0
	982	3928	0	0

17: 13: 53
JA

030011078
04- 23- 2003
24EB
17: 13: 53

TYPE	CLASS. COUNT		COUNT	VOL.
	EB	WB		
CAR	1042	4168	0	0

VAN	0	0	0	0
TRK	11	44	0	0
CON	1	4	0	0
TTR	12	48	0	0
	1066	4264	0	0

17: 28: 53

JA

030011078
04- 23- 2003
24EB
17: 28: 53

		CLASS. COUNT		
		EB	WB	
TYPE	COUNT	VOL.	COUNT	VOL.
CAR	920	3680	0	0
VAN	0	0	0	0
TRK	11	44	0	0
CON	4	16	0	0
TTR	12	48	0	0
	947	3788	0	0

17: 43: 53

JA

030011078
04- 23- 2003
24EB
17: 43: 53

		CLASS. COUNT		
		EB	WB	
TYPE	COUNT	VOL.	COUNT	VOL.
CAR	895	3580	0	0
VAN	0	0	0	0
TRK	14	56	0	0
CON	3	12	0	0
TTR	9	36	0	0
	921	3684	0	0

17: 58: 53

JA

030011078
04- 23- 2003
24EB
17: 58: 53

		CLASS. COUNT		
		EB	WB	
TYPE	COUNT	VOL.	COUNT	VOL.
CAR	858	3432	0	0
VAN	0	0	0	0
TRK	8	32	0	0
CON	4	16	0	0
TTR	9	36	0	0
	879	3516	0	0

18: 13: 53

JA

030011078

04-23-2003
24EB
18:13:53

TYPE	CLASS. COUNT		COUNT	
	EB	VOL.	WB	VOL.
CAR	913	3652	0	0
VAN	0	0	0	0
TRK	11	44	0	0
CON	2	8	0	0
TTR	13	52	0	0
	939	3756	0	0

18:28:53
JA

 Portwayy
 04- 23- 2003
 Rt24
 06: 34: 31

TYPE	CLASS. COUNT		COUNT	VOL.
	EB	Wb		
CAR	557	2228	0	0
VAN	1	4	0	0
TRK	23	92	0	0
CON	1	4	0	0
TTR	22	88	0	0
	604	2416	0	0

06: 49: 31
 sc

 Portwayy
 04- 23- 2003
 Rt24
 06: 49: 31

TYPE	CLASS. COUNT		COUNT	VOL.
	EB	Wb		
CAR	548	2192	0	0
VAN	0	0	0	0
TRK	21	84	0	0
CON	2	8	0	0
TTR	28	112	0	0
	599	2396	0	0

07: 04: 31
 sc

 Portwayy
 04- 23- 2003
 Rt24
 07: 04: 31

TYPE	CLASS. COUNT		COUNT	VOL.
	EB	Wb		
CAR	684	2736	1	4
VAN	0	0	0	0
TRK	13	52	0	0
CON	4	16	0	0
TTR	22	88	0	0
	723	2892	1	4

07: 19: 31
 sc

 Portwayy
 04- 23- 2003
 Rt24
 07: 19: 31

TYPE	CLASS. COUNT		COUNT	VOL.
	EB	Wb		
CAR	778	3112	0	0

RT24WBAM txt

VAN	0	0	0	0
TRK	16	64	0	0
CON	10	40	0	0
TTR	19	76	0	0
	823	3292	0	0

07: 34: 31

sc

Portwayy
04- 23- 2003
Rt24
07: 34: 31

		CLASS. COUNT			
		EB		Wb	
TYPE	COUNT	VOL.	COUNT	VOL.	
CAR	1038	4152	1	4	
VAN	0	0	0	0	
TRK	41	164	0	0	
CON	4	16	0	0	
TTR	14	56	0	0	
	1097	4388	1	4	

07: 49: 31

sc

Portwayy
04- 23- 2003
Rt24
07: 49: 31

		CLASS. COUNT			
		EB		Wb	
TYPE	COUNT	VOL.	COUNT	VOL.	
CAR	1072	4288	0	0	
VAN	0	0	0	0	
TRK	12	48	0	0	
CON	9	36	0	0	
TTR	7	28	0	0	
	1100	4400	0	0	

08: 04: 31

sc

Portwayy
04- 23- 2003
Rt24
08: 04: 31

		CLASS. COUNT			
		EB		Wb	
TYPE	COUNT	VOL.	COUNT	VOL.	
CAR	1185	4740	0	0	
VAN	0	0	0	0	
TRK	10	40	0	0	
CON	8	32	0	0	
TTR	18	72	0	0	
	1221	4884	0	0	

08: 19: 31

sc

Portwayy

04-23-2003
Rt24
08:19:31

TYPE	CLASS. COUNT		COUNT	
	EB	Wb	EB	Wb
	COUNT	VOL.	COUNT	VOL.
CAR	1336	5344	0	0
VAN	0	0	0	0
TRK	17	68	0	0
CON	6	24	0	0
TTR	15	60	0	0
	1374	5496	0	0

08:34:31
sc

030011078
04- 23- 2003
24wb
16: 33: 46

		CLASS. COUNT			
TYPE	COUNT	VOL.	COUNT	VOL.	
	wb		eb		
CAR	798	3192	0	0	
VAN	0	0	0	0	
TRK	15	60	0	0	
CON	9	36	0	0	
TTR	21	84	0	0	
	843	3372	0	0	

16: 48: 46
kb

030011078
04- 23- 2003
24wb
16: 48: 46

		CLASS. COUNT			
TYPE	COUNT	VOL.	COUNT	VOL.	
	wb		eb		
CAR	753	3012	0	0	
VAN	0	0	0	0	
TRK	21	84	0	0	
CON	7	28	0	0	
TTR	9	36	0	0	
	790	3160	0	0	

17: 03: 46
kb

030011078
04- 23- 2003
24wb
17: 03: 46

		CLASS. COUNT			
TYPE	COUNT	VOL.	COUNT	VOL.	
	wb		eb		
CAR	927	3708	0	0	
VAN	0	0	0	0	
TRK	14	56	0	0	
CON	7	28	0	0	
TTR	5	20	0	0	
	953	3812	0	0	

17: 18: 46
kb

030011078
04- 23- 2003
24wb
17: 18: 46

		CLASS. COUNT			
TYPE	COUNT	VOL.	COUNT	VOL.	
	wb		eb		
CAR	954	3816	0	0	

VAN	0	0	0	0
TRK	10	40	0	0
CON	1	4	0	0
TTR	9	36	0	0
	974	3896	0	0

17: 33: 46
kb

030011078
04- 23- 2003
24wb
17: 33: 46

		CLASS. COUNT			
		wb	eb		
TYPE	COUNT	VOL.	COUNT	VOL.	
CAR	923	3692	0	0	
VAN	0	0	0	0	
TRK	10	40	0	0	
CON	5	20	0	0	
TTR	13	52	0	0	
	951	3804	0	0	

17: 48: 46
kb

030011078
04- 23- 2003
24wb
17: 48: 46

		CLASS. COUNT			
		wb	eb		
TYPE	COUNT	VOL.	COUNT	VOL.	
CAR	864	3456	0	0	
VAN	0	0	0	0	
TRK	11	44	0	0	
CON	7	28	0	0	
TTR	8	32	0	0	
	890	3560	0	0	

18: 03: 46
kb

030011078
04- 23- 2003
24wb
18: 03: 46

		CLASS. COUNT			
		wb	eb		
TYPE	COUNT	VOL.	COUNT	VOL.	
CAR	753	3012	0	0	
VAN	0	0	0	0	
TRK	13	52	0	0	
CON	4	16	0	0	
TTR	14	56	0	0	
	784	3136	0	0	

18: 18: 46
kb

030011078

04-23-2003
24wb
18:18:46

TYPE	CLASS. COUNT		COUNT	
	wb	VOL.	eb	VOL.
CAR	678	2712	0	0
VAN	0	0	0	0
TRK	13	52	0	0
CON	7	28	0	0
TTR	5	20	0	0
	703	2812	0	0

18:33:46
kb

030011078
04-21-2003
route 78
16:22:58

TYPE	CLASS.		COUNT	
	wb	VOL.	eb	VOL.
CAR	0	0	695	2780
VAN	0	0	0	0
TRK	0	0	19	76
CON	0	0	7	28
TTR	0	0	55	220
	0	0	776	3104

16:37:58
mm

030011078
04-21-2003
route 78
16:37:59

TYPE	CLASS.		COUNT	
	wb	VOL.	eb	VOL.
CAR	0	0	728	2912
VAN	0	0	0	0
TRK	0	0	15	60
CON	0	0	7	28
TTR	0	0	50	200
	0	0	800	3200

16:52:59
mm

030011078
04-21-2003
route 78
16:53:00

TYPE	CLASS.		COUNT	
	wb	VOL.	eb	VOL.
CAR	0	0	713	2852
VAN	0	0	0	0
TRK	0	0	12	48
CON	0	0	6	24
TTR	0	0	58	232
	0	0	789	3156

17:08:00
mm

030011078
04-21-2003
route 78
17:08:01

TYPE	CLASS.		COUNT	
	wb	VOL.	eb	VOL.
CAR	0	0	774	3096

Rt 78ebpm

VAN	0	0	0	0
TRK	0	0	27	108
CON	0	0	4	16
TTR	0	0	65	260
	0	0	870	3480

17: 23: 01

mm

030011078
04- 21- 2003
route 78
17: 23: 02

		CLASS. COUNT				
		wb	eb			
TYPE	COUNT	VOL.	COUNT	VOL.		
CAR	0	0	751	3004		
VAN	0	0	0	0		
TRK	0	0	18	72		
CON	0	0	8	32		
TTR	0	0	63	252		
	0	0	840	3360		

17: 38: 02

mm

030011078
04- 21- 2003
route 78
17: 38: 03

		CLASS. COUNT				
		wb	eb			
TYPE	COUNT	VOL.	COUNT	VOL.		
CAR	0	0	706	2824		
VAN	0	0	0	0		
TRK	0	0	16	64		
CON	0	0	1	4		
TTR	0	0	48	192		
	0	0	771	3084		

17: 53: 03

mm

030011078
04- 21- 2003
route 78
17: 53: 04

		CLASS. COUNT				
		wb	eb			
TYPE	COUNT	VOL.	COUNT	VOL.		
CAR	0	0	635	2540		
VAN	0	0	0	0		
TRK	0	0	21	84		
CON	0	0	4	16		
TTR	0	0	56	224		
	0	0	716	2864		

18: 08: 04

mm

030011078

Rt78ebpm

04-21-2003
route 78
18:08:05

TYPE	CLASS. COUNT		COUNT	
	wb	eb	COUNT	VOL.
CAR	0	0	658	2632
VAN	0	0	0	0
TRK	0	0	13	52
CON	0	0	4	16
TTR	0	0	45	180
	0	0	720	2880

18:23:05
mm

Rt 78wbpm

030011078
04-21-2003 4:33 TO 4:48PM COUNT MISSING
i 78 wb
16:48:06

TYPE	CLASS. COUNT		COUNT	VOL.
	WB	EB		
CAR	1820	7280	0	0
VAN	0	0	0	0
TRK	31	124	0	0
CON	4	16	0	0
TTR	93	372	0	0
	1948	7792	0	0

17:03:06
JA

030011078
04-21-2003
i 78 wb
17:03:06

TYPE	CLASS. COUNT		COUNT	VOL.
	WB	EB		
CAR	1660	6640	0	0
VAN	0	0	0	0
TRK	30	120	0	0
CON	7	28	0	0
TTR	91	364	0	0
	1788	7152	0	0

17:18:06
JA

030011078
04-21-2003
i 78 wb
17:18:06

TYPE	CLASS. COUNT		COUNT	VOL.
	WB	EB		
CAR	1612	6448	0	0
VAN	0	0	0	0
TRK	15	60	0	0
CON	2	8	0	0
TTR	72	288	0	0
	1701	6804	0	0

17:33:06
JA

030011078
04-21-2003
i 78 wb
17:33:06

TYPE	CLASS. COUNT		COUNT	VOL.
	WB	EB		
CAR	1894	7576	0	0

Rt 78wbpm

VAN	0	0	0	0
TRK	22	88	0	0
CON	12	48	0	0
TTR	99	396	0	0
	2027	8108	0	0

17: 48: 06

JA

030011078
04- 21- 2003
i 78 wb
17: 48: 06

		CLASS. COUNT		
		WB	EB	
TYPE	COUNT	VOL.	COUNT	VOL.
CAR	1714	6856	1	4
VAN	0	0	0	0
TRK	26	104	0	0
CON	6	24	0	0
TTR	84	336	0	0
	1830	7320	1	4

18: 03: 06

JA

030011078
04- 21- 2003
i 78 wb
18: 03: 06

		CLASS. COUNT		
		WB	EB	
TYPE	COUNT	VOL.	COUNT	VOL.
CAR	1249	4996	0	0
VAN	0	0	0	0
TRK	20	80	0	0
CON	5	20	0	0
TTR	53	212	0	0
	1327	5308	0	0

18: 18: 06

JA

030011078
04- 21- 2003
i 78 wb
18: 18: 06

		CLASS. COUNT		
		WB	EB	
TYPE	COUNT	VOL.	COUNT	VOL.
CAR	1438	5752	0	0
VAN	0	0	0	0
TRK	34	136	0	0
CON	6	24	0	0
TTR	104	416	0	0
	1582	6328	0	0

18: 33: 06

JA

RT80EBAM CLS

 portways
 04- 17- 2003
 i - 80
 06: 34: 06

TYPE	CLASS. COUNT		COUNT		VOL.
	eb	VOL.	wb	VOL.	
CAR	1831	7324	0	0	0
VAN	0	0	0	0	0
TRK	71	284	0	0	0
BUS	6	24	0	0	0
TTR	48	192	0	0	0
	1956	7824	0	0	0

06: 49: 06
 sel

 portways
 04- 17- 2003
 i - 80
 06: 49: 06

TYPE	CLASS. COUNT		COUNT		VOL.
	eb	VOL.	wb	VOL.	
CAR	1660	6640	0	0	0
VAN	0	0	0	0	0
TRK	66	264	0	0	0
BUS	2	8	0	0	0
TTR	36	144	0	0	0
	1764	7056	0	0	0

07: 04: 06
 sel

 portways
 04- 17- 2003
 i - 80
 07: 04: 06

TYPE	CLASS. COUNT		COUNT		VOL.
	eb	VOL.	wb	VOL.	
CAR	1842	7368	0	0	0
VAN	0	0	0	0	0
TRK	59	236	0	0	0
BUS	0	0	0	0	0
TTR	52	208	0	0	0
	1953	7812	0	0	0

07: 19: 06
 sel

 portways
 04- 17- 2003
 i - 80
 07: 19: 06

TYPE	CLASS. COUNT		COUNT		VOL.
	eb	VOL.	wb	VOL.	
CAR	1673	6692	0	0	0

RT80EBAM CLS

VAN	0	0	0	0
TRK	49	196	0	0
BUS	3	12	0	0
TTR	51	204	0	0
	1776	7104	0	0

07: 34: 06

sel

portways

04- 17- 2003

i - 80

07: 34: 06

CLASS. COUNT

TYPE	COUNT	VOL.	eb	wb	COUNT	VOL.
CAR	1518	6072			0	0
VAN	0	0			0	0
TRK	42	168			0	0
BUS	1	4			0	0
TTR	26	104			0	0
	1587	6348			0	0

07: 49: 06

sel

portways

04- 17- 2003

i - 80

07: 49: 06

CLASS. COUNT

TYPE	COUNT	VOL.	eb	wb	COUNT	VOL.
CAR	1454	5816			0	0
VAN	0	0			0	0
TRK	58	232			0	0
BUS	1	4			0	0
TTR	35	140			0	0
	1548	6192			0	0

08: 04: 06

sel

portways

04- 17- 2003

i - 80

08: 04: 06

CLASS. COUNT

TYPE	COUNT	VOL.	eb	wb	COUNT	VOL.
CAR	1623	6492			0	0
VAN	0	0			0	0
TRK	59	236			0	0
BUS	1	4			0	0
TTR	34	136			0	0
	1717	6868			0	0

08: 19: 06

sel

portways

RT80EBAM CLS

04-17-2003
i-80
08:19:06

		CLASS. COUNT			
		eb	wb		
TYPE	COUNT	VOL.	COUNT	VOL.	
CAR	1758	7032	0	0	
VAN	0	0	0	0	
TRK	82	328	0	0	
BUS	4	16	0	0	
TTR	43	172	0	0	
	1887	7548	0	0	

08:34:06

sel

RT80EBPM CLS

 portways
 04- 21- 2003
 i - 80
 16: 32: 51

TYPE	CLASS.		COUNT	
	wb	VOL.	eb	VOL.
CAR	0	0	999	3996
VAN	0	0	0	0
TRK	0	0	25	100
CON	0	0	2	8
TTR	0	0	28	112
	0	0	1054	4216

16: 47: 51
 yb

 portways
 04- 21- 2003
 i - 80
 16: 47: 51

TYPE	CLASS.		COUNT	
	wb	VOL.	eb	VOL.
CAR	0	0	1021	4084
VAN	0	0	0	0
TRK	0	0	19	76
CON	0	0	2	8
TTR	0	0	25	100
	0	0	1067	4268

17: 02: 51
 yb

 portways
 04- 21- 2003
 i - 80
 17: 02: 51

TYPE	CLASS.		COUNT	
	wb	VOL.	eb	VOL.
CAR	0	0	1168	4672
VAN	0	0	0	0
TRK	0	0	21	84
CON	0	0	4	16
TTR	0	0	24	96
	0	0	1217	4868

17: 17: 51
 yb

 portways
 04- 21- 2003
 i - 80
 17: 17: 51

TYPE	CLASS.		COUNT	
	wb	VOL.	eb	VOL.
CAR	0	0	1118	4472

RT80EBPM CLS

VAN	0	0	0	0
TRK	0	0	19	76
CON	0	0	2	8
TTR	0	0	29	116
	0	0	1168	4672

17: 32: 51
yb

portways
04- 21- 2003
i - 80
17: 32: 51

		CLASS. COUNT			
		wb	eb		
TYPE	COUNT	VOL.	COUNT	VOL.	
CAR	0	0	1008	4032	
VAN	0	0	0	0	
TRK	0	0	18	72	
CON	0	0	0	0	
TTR	0	0	30	120	
	0	0	1056	4224	

17: 47: 51
yb

portways
04- 21- 2003
i - 80
17: 47: 51

		CLASS. COUNT			
		wb	eb		
TYPE	COUNT	VOL.	COUNT	VOL.	
CAR	0	0	927	3708	
VAN	0	0	0	0	
TRK	0	0	19	76	
CON	0	0	4	16	
TTR	0	0	28	112	
	0	0	978	3912	

18: 02: 51
yb

portways
04- 21- 2003
i - 80
18: 02: 51

		CLASS. COUNT			
		wb	eb		
TYPE	COUNT	VOL.	COUNT	VOL.	
CAR	0	0	896	3584	
VAN	0	0	0	0	
TRK	0	0	24	96	
CON	0	0	3	12	
TTR	0	0	26	104	
	0	0	949	3796	

18: 17: 51
yb

portways

RT80EBPM CLS

04-21-2003
i-80
18:17:51

TYPE	CLASS.		COUNT	
	wb	eb	COUNT	VOL.
CAR	0	0	861	3444
VAN	0	0	0	0
TRK	0	0	18	72
CON	0	0	4	16
TTR	0	0	25	100
	0	0	908	3632

18:32:51
yb

RT80WBAM CLS

 Portway
 04- 17- 2003
 Y80
 06: 32: 41

TYPE	CLASS. COUNT		COUNT	VOL.
	EB	WB		
CAR	515	2060	0	0
VAN	0	0	0	0
TRK	84	336	0	0
BUS	5	20	0	0
TTR	42	168	0	0
	646	2584	0	0

06: 47: 41
 sc

 Portway
 04- 17- 2003
 Y80
 06: 47: 41

TYPE	CLASS. COUNT		COUNT	VOL.
	EB	WB		
CAR	660	2640	0	0
VAN	0	0	0	0
TRK	113	452	0	0
BUS	0	0	0	0
TTR	37	148	0	0
	810	3240	0	0

07: 02: 41
 sc

 Portway
 04- 17- 2003
 Y80
 07: 02: 41

TYPE	CLASS. COUNT		COUNT	VOL.
	EB	WB		
CAR	699	2796	0	0
VAN	0	0	0	0
TRK	84	336	0	0
BUS	2	8	0	0
TTR	50	200	0	0
	835	3340	0	0

07: 17: 41
 sc

 Portway
 04- 17- 2003
 Y80
 07: 17: 41

TYPE	CLASS. COUNT		COUNT	VOL.
	EB	WB		
CAR	760	3040	2	8

RT80WBAM CLS

VAN	0	0	0	0
TRK	68	272	0	0
BUS	2	8	0	0
TTR	37	148	0	0
	867	3468	2	8

07: 32: 41
sc

Portway
04- 17- 2003
Y80
07: 32: 41

		CLASS. COUNT			
		EB		WB	
TYPE	COUNT	VOL.		COUNT	VOL.
CAR	782	3128		0	0
VAN	0	0		0	0
TRK	134	536		0	0
BUS	4	16		0	0
TTR	49	196		0	0
	969	3876		0	0

07: 47: 41
sc

Portway
04- 17- 2003
Y80
07: 47: 41

		CLASS. COUNT			
		EB		WB	
TYPE	COUNT	VOL.		COUNT	VOL.
CAR	891	3564		0	0
VAN	0	0		0	0
TRK	73	292		0	0
BUS	5	20		0	0
TTR	47	188		0	0
	1016	4064		0	0

08: 02: 41
sc

Portway
04- 17- 2003
Y80
08: 02: 41

		CLASS. COUNT			
		EB		WB	
TYPE	COUNT	VOL.		COUNT	VOL.
CAR	418	1672		0	0
VAN	0	0		0	0
TRK	118	472		0	0
BUS	4	16		0	0
TTR	43	172		0	0
	583	2332		0	0

08: 17: 41
sc

Portway

RT80WBAM CLS

04-17-2003
Y80
08:17:41

TYPE	CLASS. COUNT		COUNT	
	EB	VOL.	WB	VOL.
CAR	526	2104	4	16
VAN	0	0	0	0
TRK	65	260	0	0
BUS	9	36	0	0
TTR	45	180	0	0
	645	2580	4	16

08:32:41
sc

RT80WBPM CLS

 portways
 04- 21- 2003
 i - 80
 16: 34: 10

TYPE	CLASS. COUNT		COUNT	
	wb	VOL.	eb	VOL.
CAR	1383	5532	0	0
VAN	0	0	0	0
TRK	28	112	0	0
CON	3	12	0	0
TTR	56	224	0	0
	1470	5880	0	0

16: 49: 10
 sel

 portways
 04- 21- 2003
 i - 80
 16: 49: 10

TYPE	CLASS. COUNT		COUNT	
	wb	VOL.	eb	VOL.
CAR	1423	5692	0	0
VAN	2	8	0	0
TRK	28	112	0	0
CON	4	16	0	0
TTR	47	188	0	0
	1504	6016	0	0

17: 04: 10
 sel

 portways
 04- 21- 2003
 i - 80
 17: 04: 10

TYPE	CLASS. COUNT		COUNT	
	wb	VOL.	eb	VOL.
CAR	1231	4924	0	0
VAN	1	4	0	0
TRK	26	104	0	0
CON	2	8	0	0
TTR	38	152	0	0
	1298	5192	0	0

17: 19: 10
 sel

 portways
 04- 21- 2003
 i - 80
 17: 19: 10

TYPE	CLASS. COUNT		COUNT	
	wb	VOL.	eb	VOL.
CAR	1315	5260	1	4

RT80WBPM CLS

VAN	2	8	0	0
TRK	17	68	0	0
CON	5	20	0	0
TTR	35	140	0	0
	1374	5496	1	4

17: 34: 10
sel

portways
04- 21- 2003
i - 80
17: 34: 10

		CLASS. COUNT			
		wb	eb		
TYPE	COUNT	VOL.	COUNT	VOL.	
CAR	1517	6068	0	0	
VAN	0	0	0	0	
TRK	37	148	0	0	
CON	3	12	0	0	
TTR	42	168	0	0	
	1599	6396	0	0	

17: 49: 10
sel

portways
04- 21- 2003
i - 80
17: 49: 10

		CLASS. COUNT			
		wb	eb		
TYPE	COUNT	VOL.	COUNT	VOL.	
CAR	1473	5892	2	8	
VAN	3	12	0	0	
TRK	16	64	0	0	
CON	3	12	0	0	
TTR	40	160	0	0	
	1535	6140	2	8	

18: 04: 10
sel

portways
04- 21- 2003
i - 80
18: 04: 10

		CLASS. COUNT			
		wb	eb		
TYPE	COUNT	VOL.	COUNT	VOL.	
CAR	1616	6464	0	0	
VAN	0	0	0	0	
TRK	17	68	0	0	
CON	5	20	0	0	
TTR	71	284	0	0	
	1709	6836	0	0	

18: 19: 10
sel

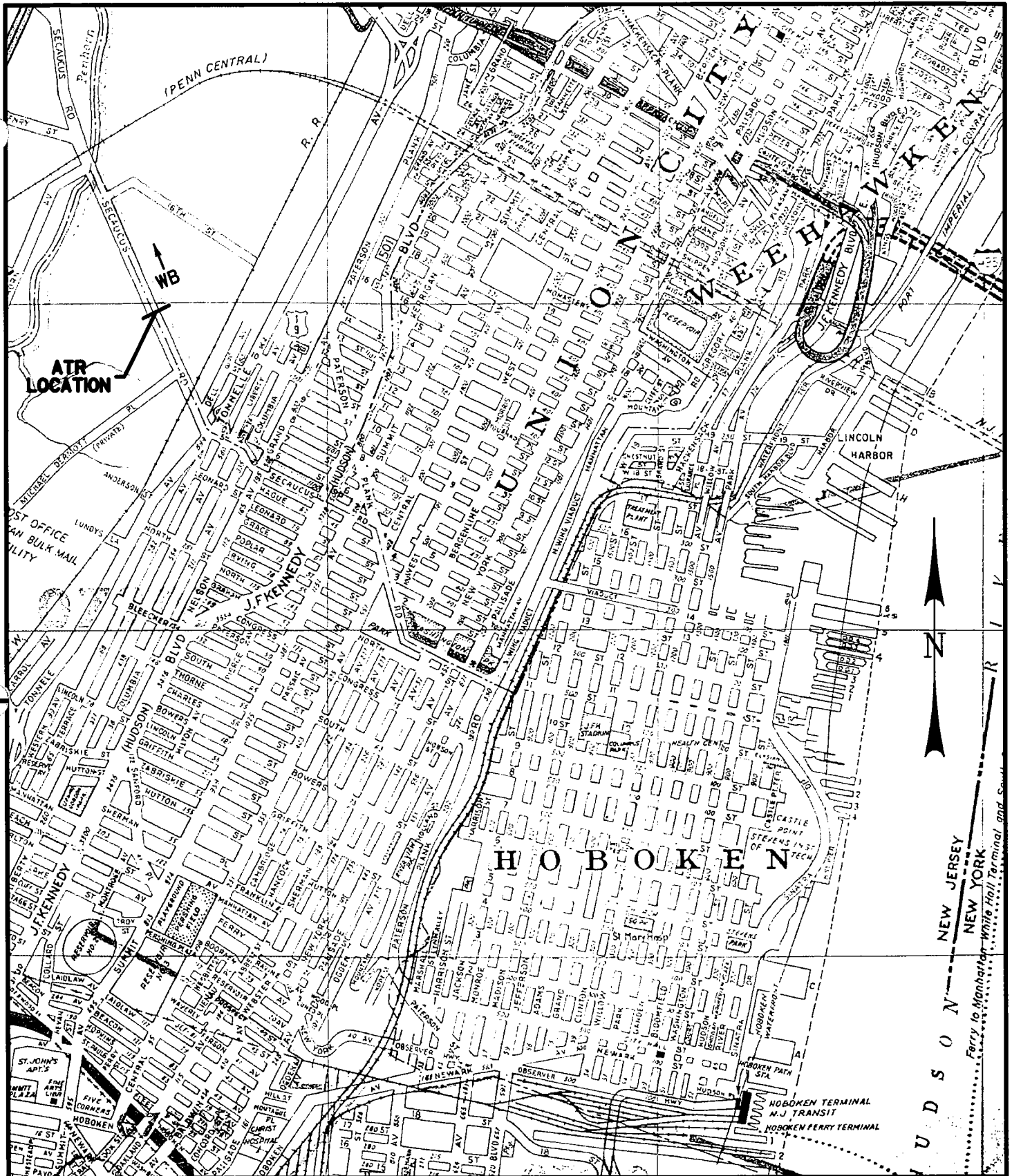
portways

RT80WBPM CLS

04-21-2003
i-80
18:19:10

TYPE	CLASS. COUNT		COUNT	
	wb	eb		
	COUNT	VOL.	COUNT	VOL.
CAR	1595	6380	0	0
VAN	0	0	0	0
TRK	35	140	0	0
CON	4	16	0	0
TTR	59	236	0	0
	1693	6772	0	0

18:34:10
sel



Malick & Scherer, P.C. — **M&S** —
 Consulting Engineers
 Construction Inspectors

One Salem Square, 295 Route 22 East, Whitehouse Station, New Jersey 08889
 Phone (908) 534-4995 Fax (908) 534-0507

ATR LOCATION MAP	
SECAUCUS ROAD	
PORTWAY EXTENSION CONCEPT DEVELOPMENT AND CSM STUDY	
NOT TO SCALE	DATE: 4/2/03

Portway
Jersey City, Hudson County

Start Date: 2/5/2003
Start Time: 1:15:00 PM
Site Code: 25-2
Station ID:
Location : Secaucus Road West of Tonnelle Avenue
Secaucus EB-Rt Lane

Day	Date	Time	Class 1	Class 2	Class 3	Class 4	Class 5	Class 6	Class 7	Class 8	Class 9	Class 10	Class 11	Class 12	Class 13	Class 14	Total
Wednesday	2/5/2003	1:15 PM	0	17	4	1	1	0	0	0	0	0	0	0	0	15	38
Wednesday	2/5/2003	1:30 PM	2	17	5	1	1	2	0	0	1	0	0	0	0	1	30
Wednesday	2/5/2003	1:45 PM	0	22	2	0	2	0	0	0	1	0	0	0	0	2	29
Wednesday	2/5/2003	2:00 PM	1	28	7	0	0	0	0	1	1	0	0	0	0	0	38
Wednesday	2/5/2003	2:15 PM	0	22	9	2	1	1	0	0	0	0	0	0	0	0	35
Wednesday	2/5/2003	2:30 PM	0	13	6	3	0	1	0	0	1	0	0	0	0	3	27
Wednesday	2/5/2003	2:45 PM	1	23	10	0	3	0	0	0	0	0	0	0	0	6	43
Wednesday	2/5/2003	3:00 PM	2	31	3	0	2	2	0	0	1	0	0	0	0	2	43
Wednesday	2/5/2003	3:15 PM	0	23	7	0	1	0	0	0	0	0	0	0	0	1	32
Wednesday	2/5/2003	3:30 PM	0	45	10	0	4	1	0	1	0	0	0	0	0	1	62
Wednesday	2/5/2003	3:45 PM	0	34	1	0	1	0	0	1	0	0	0	0	0	3	40
Wednesday	2/5/2003	4:00 PM	0	64	8	0	3	0	0	0	0	0	0	0	0	2	77
Wednesday	2/5/2003	4:15 PM	1	42	11	0	2	2	0	0	0	0	0	0	0	1	59
Wednesday	2/5/2003	4:30 PM	1	90	16	0	2	0	1	0	0	0	0	0	0	1	111
Wednesday	2/5/2003	4:45 PM	0	39	3	1	0	0	0	0	0	0	0	0	0	5	48
Wednesday	2/5/2003	5:00 PM	1	66	12	0	2	1	0	1	0	0	0	0	0	1	84
Wednesday	2/5/2003	5:15 PM	0	48	9	0	2	0	0	0	2	0	0	0	0	0	61
Wednesday	2/5/2003	5:30 PM	0	37	5	0	1	0	0	0	0	0	0	0	0	0	43
Wednesday	2/5/2003	5:45 PM	0	37	4	0	1	0	0	0	0	0	0	0	0	1	43
Wednesday	2/5/2003	6:00 PM	0	37	2	0	0	0	0	0	1	0	0	0	0	0	40
Wednesday	2/5/2003	6:15 PM	1	22	9	0	2	1	0	0	1	0	0	0	0	1	37
Wednesday	2/5/2003	6:30 PM	0	33	2	1	0	0	0	0	0	0	0	0	0	0	36
Wednesday	2/5/2003	6:45 PM	0	21	2	0	0	0	0	0	0	0	0	0	0	0	23
Wednesday	2/5/2003	7:00 PM	0	23	4	0	0	1	1	2	0	0	0	0	0	1	32
Wednesday	2/5/2003	7:15 PM	1	22	2	0	0	0	0	0	0	0	0	0	0	0	25
Wednesday	2/5/2003	7:30 PM	0	16	2	0	0	0	0	0	0	0	0	0	0	0	18
Wednesday	2/5/2003	7:45 PM	0	10	1	0	0	0	0	0	0	0	0	0	0	0	11
Wednesday	2/5/2003	8:00 PM	0	16	7	0	1	0	0	0	0	0	0	0	0	0	24
Wednesday	2/5/2003	8:15 PM	0	7	1	0	0	1	0	0	0	0	0	0	0	0	9
Wednesday	2/5/2003	8:30 PM	0	8	2	0	0	0	0	0	0	0	0	0	0	0	10
Wednesday	2/5/2003	8:45 PM	0	10	1	0	0	0	0	0	0	0	0	0	0	1	12
Wednesday	2/5/2003	9:00 PM	0	6	1	0	0	0	0	0	0	0	0	0	0	1	8
Wednesday	2/5/2003	9:15 PM	0	10	2	0	1	1	0	0	1	0	0	0	0	0	15
Wednesday	2/5/2003	9:30 PM	0	16	1	0	0	0	0	0	0	0	0	0	0	0	17
Wednesday	2/5/2003	9:45 PM	0	7	1	0	0	0	1	0	1	0	0	0	0	1	11
Wednesday	2/5/2003	10:00 PM	0	12	1	0	0	0	0	0	0	0	0	0	0	0	13
Wednesday	2/5/2003	10:15 PM	0	10	2	0	0	0	0	0	0	0	0	0	0	0	12
Wednesday	2/5/2003	10:30 PM	0	4	1	0	0	0	0	0	0	0	0	0	0	0	5
Wednesday	2/5/2003	10:45 PM	0	2	0	0	0	0	0	0	0	0	0	0	0	0	2
Wednesday	2/5/2003	11:00 PM	0	19	2	1	0	0	0	0	0	0	0	0	0	0	22
Wednesday	2/5/2003	11:15 PM	0	7	1	1	0	0	0	0	0	0	0	0	0	0	9
Wednesday	2/5/2003	11:30 PM	0	8	1	0	0	0	0	0	0	0	0	0	0	0	9
Wednesday	2/5/2003	11:45 PM	0	4	1	0	0	0	0	0	0	0	0	0	0	0	5
		Total	11	1028	181	11	33	14	3	6	11	0	0	0	0	50	1348
Thursday	2/6/2003	12:00 AM	0	6	1	1	0	0	0	0	1	0	0	0	0	0	9
Thursday	2/6/2003	12:15 AM	1	1	0	0	0	0	0	0	0	0	0	0	0	1	3
Thursday	2/6/2003	12:30 AM	0	4	0	1	1	0	0	0	0	0	0	0	0	0	6
Thursday	2/6/2003	12:45 AM	0	2	0	0	0	0	0	0	0	0	0	0	0	0	2
Thursday	2/6/2003	1:00 AM	0	3	0	0	0	0	0	0	0	0	0	0	0	0	3
Thursday	2/6/2003	1:15 AM	0	2	0	0	0	0	0	0	0	0	0	0	0	0	2
Thursday	2/6/2003	1:30 AM	0	4	0	0	1	0	0	0	1	0	0	0	0	1	7
Thursday	2/6/2003	1:45 AM	0	2	0	1	0	0	0	0	0	0	0	0	0	0	3
Thursday	2/6/2003	2:00 AM	0	2	1	1	2	0	0	0	0	0	0	0	0	0	6
Thursday	2/6/2003	2:15 AM	0	3	0	0	0	0	0	0	0	0	0	0	0	2	5
Thursday	2/6/2003	2:30 AM	0	0	0	0	0	0	0	0	0	0	0	0	0	0	0
Thursday	2/6/2003	2:45 AM	0	2	1	0	0	0	0	0	0	0	0	0	0	0	3
Thursday	2/6/2003	3:00 AM	0	0	0	0	0	0	0	0	0	0	0	0	0	0	0
Thursday	2/6/2003	3:15 AM	0	0	0	0	0	0	0	0	1	0	0	0	0	0	1
Thursday	2/6/2003	3:30 AM	0	5	1	0	0	0	0	0	0	0	0	0	0	0	6
Thursday	2/6/2003	3:45 AM	0	2	0	0	0	0	0	0	1	0	0	0	0	0	3
Thursday	2/6/2003	4:00 AM	0	1	0	0	0	0	0	0	0	0	0	0	0	0	1
Thursday	2/6/2003	4:15 AM	0	2	0	0	0	0	0	0	0	0	0	0	0	0	2
Thursday	2/6/2003	4:30 AM	0	5	0	0	0	0	0	0	0	0	0	0	0	0	5
Thursday	2/6/2003	4:45 AM	1	2	2	0	0	0	0	0	0	0	0	0	0	1	6
Thursday	2/6/2003	5:00 AM	0	3	2	0	0	1	0	0	0	0	0	0	0	0	6
Thursday	2/6/2003	5:15 AM	0	3	0	0	0	0	0	0	0	0	0	0	0	1	4
Thursday	2/6/2003	5:30 AM	0	5	2	0	0	0	0	0	0	0	0	0	0	1	8
Thursday	2/6/2003	5:45 AM	0	1	2	0	1	0	0	0	0	0	0	0	0	2	6
Thursday	2/6/2003	6:00 AM	1	3	0	1	0	0	0	0	0	0	0	0	0	0	5
Thursday	2/6/2003	6:15 AM	0	11	4	0	0	1	0	0	1	0	0	0	0	0	17
Thursday	2/6/2003	6:30 AM	0	11	6	0	1	1	1	0	0	0	0	0	0	1	21
Thursday	2/6/2003	6:45 AM	0	15	8	2	1	1	0	0	1	0	0	0	0	0	28
Thursday	2/6/2003	7:00 AM	0	31	7	0	1	1	0	0	0	0	0	0	0	1	41
Thursday	2/6/2003	7:15 AM	1	22	6	1	4	0	1	0	1	0	0	0	0	1	37
Thursday	2/6/2003	7:30 AM	0	27	6	2	8	0	0	1	1	0	0	0	0	0	45

Portway
Jersey City, Hudson County

Start Date: 2/5/2003
 Start Time: 1:15:00 PM
 Site Code: 25-2
 Station ID:
 Location : Secaucus Road West of Tonnela Avenue
 Secaucus EB-RT Lane

Day	Date	Time	Class 1	Class 2	Class 3	Class 4	Class 5	Class 6	Class 7	Class 8	Class 9	Class 10	Class 11	Class 12	Class 13	Class 14	Total
Fnday	2/7/2003	2:00 AM	0	3	0	0	0	0	0	0	0	0	0	0	0	0	3
Fnday	2/7/2003	2:15 AM	0	4	0	0	0	0	0	0	0	0	0	0	0	0	4
Fnday	2/7/2003	2:30 AM	0	9	0	0	1	0	0	0	0	0	0	0	0	0	10
Fnday	2/7/2003	2:45 AM	0	6	1	0	1	0	0	0	0	0	0	0	0	0	8
Fnday	2/7/2003	3:00 AM	0	9	0	0	0	0	0	0	0	0	0	0	0	0	9
Fnday	2/7/2003	3:15 AM	0	7	1	0	0	0	0	0	1	0	0	0	0	0	9
Fnday	2/7/2003	3:30 AM	1	6	0	0	0	0	0	0	0	0	0	0	0	0	7
Fnday	2/7/2003	3:45 AM	0	5	0	0	0	1	0	0	1	0	0	0	0	0	7
Fnday	2/7/2003	4:00 AM	1	3	0	0	0	0	0	0	0	0	0	0	0	0	4
Fnday	2/7/2003	4:15 AM	0	1	0	0	0	0	0	0	0	0	0	0	0	1	2
Fnday	2/7/2003	4:30 AM	0	4	0	0	1	1	0	0	0	0	0	0	0	0	6
Fnday	2/7/2003	4:45 AM	0	1	0	1	0	0	0	0	0	0	0	0	0	1	3
Fnday	2/7/2003	5:00 AM	0	1	1	0	0	0	0	0	0	0	0	0	0	1	3
Fnday	2/7/2003	5:15 AM	0	0	0	0	0	0	0	0	0	0	0	0	0	0	0
Fnday	2/7/2003	5:30 AM	0	0	0	0	0	0	0	0	0	0	0	0	0	0	0
Fnday	2/7/2003	5:45 AM	0	0	0	0	0	0	0	0	0	0	0	0	0	1	1
Fnday	2/7/2003	6:00 AM	0	0	0	0	0	0	0	0	0	0	0	0	0	1	1
Fnday	2/7/2003	6:15 AM	0	0	0	0	0	0	0	0	0	0	0	0	0	0	0
Fnday	2/7/2003	6:30 AM	0	0	0	0	0	0	0	0	0	0	0	0	0	2	2
Fnday	2/7/2003	6:45 AM	0	0	0	0	0	0	0	0	0	0	0	0	0	0	0
Fnday	2/7/2003	7:00 AM	0	0	0	0	0	0	0	0	0	0	0	0	0	0	0
Fnday	2/7/2003	7:15 AM	0	0	0	0	0	0	0	0	0	0	0	0	0	3	3
Fnday	2/7/2003	7:30 AM	0	0	0	0	0	0	0	0	0	0	0	0	0	1	1
Fnday	2/7/2003	7:45 AM	1	0	0	1	1	0	0	0	0	0	0	0	0	10	13
Fnday	2/7/2003	8:00 AM	1	1	0	1	0	0	0	0	0	0	0	0	0	8	11
Total			4	106	10	3	4	2	0	0	2	0	0	0	1	32	164

Portway
Jersey City, Hudson County

Start Date: 2/5/2003
Start Time: 1:15:00 PM
Site Code: 25-2
Station ID:
Location : Secaucus Road West of Tonnelle Avenue
Secaucus EB-Lt Lane

Day	Date	Time	Class 1	Class 2	Class 3	Class 4	Class 5	Class 6	Class 7	Class 8	Class 9	Class 10	Class 11	Class 12	Class 13	Class 14	Total
Wednesday	2/5/2003	1:15 PM	1	23	3	0	2	0	0	2	2	1	0	0	0	11	45
Wednesday	2/5/2003	1:30 PM	0	16	5	2	2	2	0	0	1	0	0	0	0	2	30
Wednesday	2/5/2003	1:45 PM	0	22	3	0	2	0	0	0	1	0	0	0	0	2	30
Wednesday	2/5/2003	2:00 PM	1	28	6	0	3	1	0	1	3	0	0	0	0	1	44
Wednesday	2/5/2003	2:15 PM	0	26	3	3	2	1	0	0	3	0	0	0	0	2	40
Wednesday	2/5/2003	2:30 PM	0	31	2	1	0	0	1	2	4	0	0	0	0	3	44
Wednesday	2/5/2003	2:45 PM	0	25	4	2	2	1	0	0	2	0	0	0	0	7	43
Wednesday	2/5/2003	3:00 PM	0	37	6	1	1	0	0	2	0	0	0	0	0	2	49
Wednesday	2/5/2003	3:15 PM	0	26	2	1	0	2	0	1	1	0	0	0	0	1	34
Wednesday	2/5/2003	3:30 PM	0	46	7	1	1	1	0	3	5	0	0	0	0	1	65
Wednesday	2/5/2003	3:45 PM	0	37	11	0	2	0	0	0	4	0	0	0	0	4	58
Wednesday	2/5/2003	4:00 PM	0	67	6	0	3	1	0	1	2	0	0	0	1	7	88
Wednesday	2/5/2003	4:15 PM	0	41	0	0	1	0	0	0	0	0	0	0	0	7	49
Wednesday	2/5/2003	4:30 PM	1	78	7	0	0	1	0	1	1	0	0	0	2	7	98
Wednesday	2/5/2003	4:45 PM	0	42	7	0	0	0	0	0	0	0	0	0	0	9	58
Wednesday	2/5/2003	5:00 PM	0	77	9	0	2	0	0	0	2	0	0	0	0	7	97
Wednesday	2/5/2003	5:15 PM	1	51	6	1	1	1	0	0	0	0	0	0	0	2	63
Wednesday	2/5/2003	5:30 PM	0	46	7	0	1	1	0	0	0	0	0	0	0	1	56
Wednesday	2/5/2003	5:45 PM	0	41	2	0	1	0	0	1	0	0	0	0	0	4	49
Wednesday	2/5/2003	6:00 PM	0	52	6	2	0	0	0	0	1	0	0	0	0	1	62
Wednesday	2/5/2003	6:15 PM	0	35	8	0	1	0	0	0	0	0	0	0	0	7	51
Wednesday	2/5/2003	6:30 PM	0	29	5	1	0	0	0	0	0	0	0	0	0	2	37
Wednesday	2/5/2003	6:45 PM	1	27	1	0	0	0	0	0	0	0	0	0	0	1	30
Wednesday	2/5/2003	7:00 PM	1	28	4	0	0	0	0	0	0	0	0	0	0	1	34
Wednesday	2/5/2003	7:15 PM	0	16	2	1	0	0	0	0	0	0	0	0	0	0	19
Wednesday	2/5/2003	7:30 PM	0	20	1	0	0	0	0	0	0	0	0	0	0	2	23
Wednesday	2/5/2003	7:45 PM	0	15	2	0	0	0	0	0	1	0	0	0	0	0	18
Wednesday	2/5/2003	8:00 PM	0	29	6	0	1	1	0	1	0	0	0	0	0	2	40
Wednesday	2/5/2003	8:15 PM	0	17	3	0	0	0	0	0	0	0	0	0	0	0	20
Wednesday	2/5/2003	8:30 PM	1	13	0	0	0	0	0	0	0	0	0	0	0	0	14
Wednesday	2/5/2003	8:45 PM	0	15	3	1	0	0	0	0	0	0	0	0	0	1	20
Wednesday	2/5/2003	9:00 PM	0	15	1	0	0	0	0	0	0	0	0	0	0	1	17
Wednesday	2/5/2003	9:15 PM	0	15	1	0	0	0	0	0	0	0	0	0	0	1	17
Wednesday	2/5/2003	9:30 PM	0	12	0	0	0	0	0	0	0	0	0	0	0	4	16
Wednesday	2/5/2003	9:45 PM	0	19	2	0	0	0	0	0	0	0	0	0	0	0	21
Wednesday	2/5/2003	10:00 PM	1	20	1	0	0	0	0	0	0	0	0	0	0	1	23
Wednesday	2/5/2003	10:15 PM	0	14	2	0	0	0	0	0	0	0	0	0	0	0	16
Wednesday	2/5/2003	10:30 PM	0	12	1	0	0	0	0	0	0	0	0	0	0	0	13
Wednesday	2/5/2003	10:45 PM	0	17	2	0	0	0	0	0	0	0	0	0	0	0	19
Wednesday	2/5/2003	11:00 PM	0	19	4	1	0	1	0	0	0	0	0	0	0	3	28
Wednesday	2/5/2003	11:15 PM	0	9	1	0	0	0	0	0	0	0	0	0	0	0	10
Wednesday	2/5/2003	11:30 PM	0	13	0	2	1	0	0	0	0	0	0	0	0	0	16
Wednesday	2/5/2003	11:45 PM	0	11	0	0	0	0	0	0	0	0	0	0	0	0	11
		Total	8	1232	152	20	29	14	1	15	33	1	0	0	3	107	1615
Thursday	2/6/2003	12:00 AM	0	17	4	1	0	0	0	0	0	0	0	0	0	1	23
Thursday	2/6/2003	12:15 AM	0	7	0	0	0	0	0	0	1	0	0	0	0	0	8
Thursday	2/6/2003	12:30 AM	0	14	3	0	0	0	0	0	0	0	0	0	0	2	19
Thursday	2/6/2003	12:45 AM	0	2	0	0	0	0	0	0	0	0	0	0	0	0	2
Thursday	2/6/2003	1:00 AM	0	4	0	0	0	0	0	0	0	0	0	0	0	0	4
Thursday	2/6/2003	1:15 AM	0	3	0	0	0	0	0	0	0	0	0	0	0	0	3
Thursday	2/6/2003	1:30 AM	0	3	1	0	0	0	1	0	0	0	0	0	0	1	6
Thursday	2/6/2003	1:45 AM	0	5	2	0	0	0	0	0	0	0	0	0	0	0	7
Thursday	2/6/2003	2:00 AM	0	1	0	0	0	0	0	0	0	0	0	0	0	0	1
Thursday	2/6/2003	2:15 AM	0	2	0	0	0	0	0	0	0	0	0	0	0	1	3
Thursday	2/6/2003	2:30 AM	0	9	0	0	1	0	0	0	0	0	0	0	0	0	10
Thursday	2/6/2003	2:45 AM	0	5	1	0	0	1	0	0	0	0	0	0	0	1	8
Thursday	2/6/2003	3:00 AM	0	6	0	0	0	0	0	0	0	0	0	0	0	0	6
Thursday	2/6/2003	3:15 AM	0	5	1	0	0	1	0	0	0	0	0	0	0	0	7
Thursday	2/6/2003	3:30 AM	0	5	0	0	0	0	0	0	0	0	0	0	0	0	5
Thursday	2/6/2003	3:45 AM	0	7	1	0	1	0	0	0	0	0	0	0	0	0	9
Thursday	2/6/2003	4:00 AM	0	6	1	0	0	0	0	0	0	0	0	0	0	1	8
Thursday	2/6/2003	4:15 AM	0	10	2	0	0	0	0	0	0	0	0	0	0	1	13
Thursday	2/6/2003	4:30 AM	0	6	1	0	0	0	0	0	1	0	0	0	0	0	8
Thursday	2/6/2003	4:45 AM	0	6	0	0	0	0	0	0	0	0	0	0	0	2	8
Thursday	2/6/2003	5:00 AM	0	5	1	0	0	0	0	0	0	0	0	0	0	1	7
Thursday	2/6/2003	5:15 AM	0	10	1	0	1	0	0	0	0	0	0	0	0	1	13
Thursday	2/6/2003	5:30 AM	0	15	1	0	0	0	0	0	0	0	0	0	0	1	17
Thursday	2/6/2003	5:45 AM	0	10	1	0	1	1	0	0	0	0	0	0	0	3	16
Thursday	2/6/2003	6:00 AM	0	11	1	1	1	0	0	0	1	0	0	0	0	1	16
Thursday	2/6/2003	6:15 AM	1	23	4	0	0	0	0	0	0	0	0	0	0	2	30
Thursday	2/6/2003	6:30 AM	1	33	8	1	0	0	0	0	2	0	0	0	0	4	49
Thursday	2/6/2003	6:45 AM	0	29	3	3	2	0	0	0	0	0	0	0	0	2	39
Thursday	2/6/2003	7:00 AM	1	30	4	1	3	3	0	0	0	0	0	0	0	6	48
Thursday	2/6/2003	7:15 AM	1	27	3	2	4	1	0	0	1	0	0	0	0	4	43
Thursday	2/6/2003	7:30 AM	1	41	4	1	3	0	0	1	2	0	0	0	0	7	60

Portway
Jersey City, Hudson County

Start Date: 2/5/2003
 Start Time: 1:15:00 PM
 Site Code: 25-2
 Station ID:
 Location : Secaucus Road West of Tonelle Avenue
 Secaucus EB-Lt Lane

Day	Date	Time	Class 1	Class 2	Class 3	Class 4	Class 5	Class 6	Class 7	Class 8	Class 9	Class 10	Class 11	Class 12	Class 13	Class 14	Total
Friday	2/7/2003	2:00 AM	0	1	1	0	0	0	0	0	0	0	0	0	0	0	2
Friday	2/7/2003	2:15 AM	0	3	0	0	0	0	0	0	0	0	0	0	0	0	3
Friday	2/7/2003	2:30 AM	0	2	0	0	0	0	0	0	0	0	0	0	0	0	2
Friday	2/7/2003	2:45 AM	0	1	1	0	1	0	0	0	0	0	0	0	0	1	4
Friday	2/7/2003	3:00 AM	0	4	1	0	0	0	0	0	0	0	0	0	0	2	7
Friday	2/7/2003	3:15 AM	1	1	0	0	0	0	0	0	0	0	0	0	0	0	2
Friday	2/7/2003	3:30 AM	0	2	0	0	0	0	0	0	0	0	0	0	0	1	3
Friday	2/7/2003	3:45 AM	0	3	0	0	0	0	0	0	0	0	0	0	0	1	4
Friday	2/7/2003	4:00 AM	0	4	0	0	0	0	0	0	0	0	0	0	0	1	5
Friday	2/7/2003	4:15 AM	0	4	1	0	0	0	0	0	0	0	0	0	0	2	7
Friday	2/7/2003	4:30 AM	0	6	1	0	1	0	0	0	0	0	0	0	0	0	8
Friday	2/7/2003	4:45 AM	0	1	0	0	0	0	0	0	0	0	0	0	0	1	2
Friday	2/7/2003	5:00 AM	0	2	2	0	0	0	0	0	0	0	0	0	0	2	6
Friday	2/7/2003	5:15 AM	0	0	0	0	0	0	0	0	0	0	0	0	0	0	0
Friday	2/7/2003	5:30 AM	0	0	0	0	0	0	0	0	0	0	0	0	0	0	0
Friday	2/7/2003	5:45 AM	0	0	0	0	0	0	0	0	0	0	0	0	0	0	0
Friday	2/7/2003	6:00 AM	0	0	0	0	0	0	0	0	0	0	0	0	0	0	0
Friday	2/7/2003	6:15 AM	0	0	0	0	0	0	0	0	0	0	0	0	0	0	0
Friday	2/7/2003	6:30 AM	0	0	0	0	0	0	0	0	0	0	0	0	0	0	0
Friday	2/7/2003	6:45 AM	0	0	0	0	0	0	0	0	0	0	0	0	0	0	0
Friday	2/7/2003	7:00 AM	0	0	0	0	0	0	0	0	0	0	0	0	0	0	0
Friday	2/7/2003	7:15 AM	0	0	0	0	0	0	0	0	0	0	0	0	0	0	0
Friday	2/7/2003	7:30 AM	0	0	0	0	0	0	0	0	0	0	0	0	0	0	0
Friday	2/7/2003	7:45 AM	0	0	0	0	0	0	0	0	0	0	0	0	0	0	0
Friday	2/7/2003	8:00 AM	0	0	0	0	0	0	0	0	0	0	0	0	0	0	0
		Total	3	97	17	0	3	0	0	0	2	0	0	0	0	16	138

Portway
Jersey City, Hudson County

Start Date: 2/5/2003
 Start Time: 12:45:00 PM
 Site Code: 25-1
 Station ID:
 Location : Secaucus Road West of Tonnelle Avenue
 Secaucus WB-Rt Lane

Day	Date	Time	Class 1	Class 2	Class 3	Class 4	Class 5	Class 6	Class 7	Class 8	Class 9	Class 10	Class 11	Class 12	Class 13	Class 14	Total
Wednesday	2/5/2003	12:45 PM	0	33	8	2	4	2	0	2	1	0	0	0	0	4	56
Wednesday	2/5/2003	1:00 PM	0	27	1	4	0	3	0	1	2	0	0	0	0	2	40
Wednesday	2/5/2003	1:15 PM	0	20	1	1	1	1	0	1	2	0	0	0	0	3	30
Wednesday	2/5/2003	1:30 PM	0	29	6	1	1	3	0	1	2	0	0	0	0	1	44
Wednesday	2/5/2003	1:45 PM	0	30	3	0	2	3	0	2	0	0	0	0	0	3	43
Wednesday	2/5/2003	2:00 PM	0	37	5	1	3	0	0	4	1	1	0	0	0	3	55
Wednesday	2/5/2003	2:15 PM	1	20	1	1	4	1	0	0	3	0	0	0	0	0	31
Wednesday	2/5/2003	2:30 PM	1	34	5	0	8	1	0	0	4	0	0	0	0	1	54
Wednesday	2/5/2003	2:45 PM	0	33	6	0	7	1	0	1	2	0	0	0	0	2	52
Wednesday	2/5/2003	3:00 PM	0	38	4	0	2	0	0	2	4	0	0	0	0	0	50
Wednesday	2/5/2003	3:15 PM	0	101	7	1	2	0	0	1	3	0	0	0	0	2	117
Wednesday	2/5/2003	3:30 PM	0	27	4	1	1	1	0	2	3	0	0	0	0	1	40
Wednesday	2/5/2003	3:45 PM	0	42	4	0	0	0	0	2	3	0	0	0	0	1	52
Wednesday	2/5/2003	4:00 PM	0	40	5	1	1	1	0	1	5	0	0	0	0	3	57
Wednesday	2/5/2003	4:15 PM	0	61	2	0	0	1	0	0	5	0	0	0	0	0	69
Wednesday	2/5/2003	4:30 PM	0	36	5	1	1	2	0	2	3	0	0	0	0	1	51
Wednesday	2/5/2003	4:45 PM	1	42	4	0	0	1	0	1	7	0	0	0	0	0	56
Wednesday	2/5/2003	5:00 PM	0	30	4	1	3	0	0	0	3	0	0	0	0	0	41
Wednesday	2/5/2003	5:15 PM	0	16	1	0	1	2	0	2	1	0	0	0	1	1	25
Wednesday	2/5/2003	5:30 PM	1	34	6	0	1	3	0	0	7	0	0	1	0	0	53
Wednesday	2/5/2003	5:45 PM	0	23	4	0	0	0	0	1	1	0	0	0	0	2	31
Wednesday	2/5/2003	6:00 PM	0	33	3	0	1	1	0	1	1	0	0	0	0	1	41
Wednesday	2/5/2003	6:15 PM	0	11	1	1	0	1	0	0	3	0	0	0	0	2	19
Wednesday	2/5/2003	6:30 PM	0	15	2	2	1	0	0	0	1	1	0	0	0	0	22
Wednesday	2/5/2003	6:45 PM	0	12	2	0	2	0	0	0	0	0	0	0	0	1	17
Wednesday	2/5/2003	7:00 PM	1	16	2	2	0	0	0	0	0	0	0	0	0	0	21
Wednesday	2/5/2003	7:15 PM	0	13	2	0	0	0	0	0	1	0	0	0	0	0	16
Wednesday	2/5/2003	7:30 PM	0	10	0	1	1	0	0	0	0	0	0	0	0	3	15
Wednesday	2/5/2003	7:45 PM	0	8	2	0	1	0	0	0	2	0	0	0	0	0	13
Wednesday	2/5/2003	8:00 PM	1	4	0	0	0	0	0	0	3	0	0	0	0	1	9
Wednesday	2/5/2003	8:15 PM	0	4	0	0	0	0	0	0	0	0	0	0	0	0	4
Wednesday	2/5/2003	8:30 PM	0	7	3	0	0	0	0	0	1	0	0	0	0	0	11
Wednesday	2/5/2003	8:45 PM	0	8	1	1	1	0	0	0	0	0	0	0	0	1	12
Wednesday	2/5/2003	9:00 PM	0	2	0	0	1	0	0	0	1	0	0	0	0	0	4
Wednesday	2/5/2003	9:15 PM	0	8	1	0	0	1	0	0	0	0	0	0	0	0	10
Wednesday	2/5/2003	9:30 PM	0	9	0	0	1	0	0	0	0	0	0	0	0	0	10
Wednesday	2/5/2003	9:45 PM	0	13	2	0	0	0	0	0	0	0	0	0	0	0	15
Wednesday	2/5/2003	10:00 PM	0	7	0	0	0	0	0	0	0	0	0	0	0	0	7
Wednesday	2/5/2003	10:15 PM	0	4	0	0	0	0	0	0	1	0	0	0	0	0	5
Wednesday	2/5/2003	10:30 PM	0	8	0	0	0	0	0	0	0	0	0	0	0	0	8
Wednesday	2/5/2003	10:45 PM	0	7	0	0	0	0	1	0	1	0	0	0	0	0	9
Wednesday	2/5/2003	11:00 PM	0	10	0	0	1	0	0	0	0	0	0	0	0	0	11
Wednesday	2/5/2003	11:15 PM	0	5	1	0	0	0	0	0	1	0	0	0	0	0	7
Wednesday	2/5/2003	11:30 PM	0	4	1	1	0	0	0	0	0	0	0	0	0	0	6
Wednesday	2/5/2003	11:45 PM	1	1	0	0	0	0	0	0	0	0	0	0	0	1	3
			7	972	109	23	52	29	1	27	78	2	0	1	1	40	1342
Thursday	2/6/2003	12:00 AM	0	0	1	0	0	0	0	0	0	0	0	0	0	0	1
Thursday	2/6/2003	12:15 AM	1	1	0	0	0	0	0	0	0	0	0	0	0	1	3
Thursday	2/6/2003	12:30 AM	0	12	1	0	0	0	0	0	0	0	0	0	0	1	14
Thursday	2/6/2003	12:45 AM	0	3	1	0	0	0	0	0	0	0	0	0	0	0	4
Thursday	2/6/2003	1:00 AM	0	0	0	0	0	0	0	0	0	0	0	0	0	0	0
Thursday	2/6/2003	1:15 AM	0	1	0	0	0	1	0	0	0	0	0	0	0	0	2
Thursday	2/6/2003	1:30 AM	0	0	1	0	0	0	0	0	1	0	0	0	0	0	2
Thursday	2/6/2003	1:45 AM	0	1	0	0	0	0	0	0	0	0	0	0	0	0	1
Thursday	2/6/2003	2:00 AM	0	1	0	0	0	0	0	0	0	0	0	0	0	0	1
Thursday	2/6/2003	2:15 AM	0	1	0	0	0	0	0	0	0	0	0	0	0	1	2
Thursday	2/6/2003	2:30 AM	0	2	0	0	0	0	0	0	0	0	0	0	0	0	2
Thursday	2/6/2003	2:45 AM	0	0	0	0	0	0	0	1	1	0	0	0	0	0	2
Thursday	2/6/2003	3:00 AM	0	1	0	0	0	0	0	0	0	0	0	0	0	0	1
Thursday	2/6/2003	3:15 AM	0	1	0	0	0	0	0	0	0	0	0	0	0	0	1
Thursday	2/6/2003	3:30 AM	0	14	2	0	0	0	0	0	2	0	0	0	0	0	18
Thursday	2/6/2003	3:45 AM	0	3	0	0	0	0	0	0	1	0	0	0	0	0	4
Thursday	2/6/2003	4:00 AM	0	2	1	0	1	0	0	0	0	0	0	0	0	0	4
Thursday	2/6/2003	4:15 AM	0	2	1	0	0	0	0	0	0	0	0	0	0	0	3
Thursday	2/6/2003	4:30 AM	0	2	0	1	0	0	0	0	1	0	0	0	0	0	4
Thursday	2/6/2003	4:45 AM	0	11	1	0	0	0	0	0	0	0	0	0	0	0	12
Thursday	2/6/2003	5:00 AM	0	4	0	0	0	0	0	0	0	0	0	0	0	0	4
Thursday	2/6/2003	5:15 AM	0	6	1	0	0	0	0	0	1	0	0	0	0	0	8
Thursday	2/6/2003	5:30 AM	0	12	1	0	1	0	0	0	1	0	0	0	0	0	15
Thursday	2/6/2003	5:45 AM	0	25	0	0	1	0	0	0	0	0	0	0	0	1	27
Thursday	2/6/2003	6:00 AM	0	13	2	0	0	0	0	0	0	0	0	0	0	0	15
Thursday	2/6/2003	6:15 AM	0	31	2	0	0	0	0	0	1	0	0	0	0	2	36
Thursday	2/6/2003	6:30 AM	0	49	3	1	0	0	0	2	1	0	0	0	0	2	58
Thursday	2/6/2003	6:45 AM	0	68	3	0	3	2	0	1	2	0	0	0	0	2	81

Portway
Jersey City, Hudson County

Start Date: 2/5/2003
 Start Time: 12:45:00 PM
 Site Code: 25-1
 Station ID:
 Location : Secaucus Road West of Tonnelle Avenue
 Secaucus WB-Rt Lane

Day	Date	Time	Class 1	Class 2	Class 3	Class 4	Class 5	Class 6	Class 7	Class 8	Class 9	Class 10	Class 11	Class 12	Class 13	Class 14	Total
Friday	2/7/2003	1:30 AM	0	5	0	0	0	0	0	0	1	0	0	0	0	0	6
Friday	2/7/2003	1:45 AM	0	3	1	0	0	0	0	0	0	0	0	0	0	1	5
Friday	2/7/2003	2:00 AM	0	0	0	0	0	0	0	0	0	0	0	0	0	0	0
Friday	2/7/2003	2:15 AM	0	2	0	0	0	0	0	0	0	0	0	0	0	0	2
Friday	2/7/2003	2:30 AM	0	1	0	0	0	0	0	0	0	0	0	0	0	0	1
Friday	2/7/2003	2:45 AM	0	1	0	0	0	0	0	0	0	0	0	0	0	0	1
Friday	2/7/2003	3:00 AM	0	3	2	0	0	0	0	0	0	0	0	0	0	0	5
Friday	2/7/2003	3:15 AM	0	2	0	0	0	0	0	0	0	0	0	0	0	0	2
Friday	2/7/2003	3:30 AM	0	21	1	0	0	0	0	0	0	0	0	0	0	0	22
Friday	2/7/2003	3:45 AM	0	6	1	0	0	0	0	0	0	0	0	0	0	0	7
Friday	2/7/2003	4:00 AM	0	4	2	0	1	0	0	0	0	0	0	0	0	0	7
Friday	2/7/2003	4:15 AM	0	6	1	0	0	0	0	0	0	0	0	0	0	0	7
Friday	2/7/2003	4:30 AM	0	6	2	0	0	0	0	0	1	0	0	0	0	1	10
Friday	2/7/2003	4:45 AM	0	9	0	0	0	0	0	0	0	0	0	0	0	0	9
Friday	2/7/2003	5:00 AM	1	9	2	0	1	0	0	0	0	0	0	0	0	0	15
Friday	2/7/2003	5:15 AM	0	6	0	0	0	0	0	0	0	0	0	0	0	0	6
Friday	2/7/2003	5:30 AM	0	6	1	0	0	0	0	0	0	0	0	0	0	0	7
Friday	2/7/2003	5:45 AM	0	17	1	0	0	0	0	0	0	0	0	0	0	0	18
Friday	2/7/2003	6:00 AM	1	25	1	1	1	0	0	0	0	0	0	0	0	1	30
Friday	2/7/2003	6:15 AM	1	19	2	0	0	1	0	0	0	0	0	0	0	0	23
Friday	2/7/2003	6:30 AM	0	23	1	1	1	0	0	0	0	0	0	0	0	1	26
Friday	2/7/2003	6:45 AM	1	37	4	1	3	1	0	0	0	0	0	0	0	4	46
Friday	2/7/2003	7:00 AM	0	0	0	1	0	0	0	0	0	0	0	0	0	0	1
Friday	2/7/2003	7:15 AM	1	1	0	0	1	0	0	0	0	0	0	0	0	0	2
Friday	2/7/2003	7:30 AM	0	0	0	0	0	0	0	0	0	0	0	0	0	0	0
Friday	2/7/2003	7:45 AM	0	0	0	0	0	0	0	0	0	0	0	0	0	0	0
Friday	2/7/2003	8:00 AM	0	0	0	0	0	0	0	0	0	0	0	0	0	0	0
		Total	5	237	28	4	9	2	0	0	5	0	0	0	1	41	332

Portway
Jersey City, Hudson County

Start Date: 2/5/2003
 Start Time: 12:45:00 PM
 Site Code: 25-1
 Station ID:
 Location : Secaucus Road West of Tonnel Avenue
 Secaucus WB-Lt Lane

Day	Date	Time	Class 1	Class 2	Class 3	Class 4	Class 5	Class 6	Class 7	Class 8	Class 9	Class 10	Class 11	Class 12	Class 13	Class 14	Total
Wednesday	2/5/2003	12:45 PM	0	27	1	1	1	0	0	2	0	0	0	0	0	8	40
Wednesday	2/5/2003	1:00 PM	0	39	1	1	1	2	0	1	0	1	0	0	0	2	48
Wednesday	2/5/2003	1:15 PM	0	36	7	1	3	1	0	0	1	0	0	0	0	4	53
Wednesday	2/5/2003	1:30 PM	1	32	7	1	4	0	0	1	1	0	0	0	0	1	48
Wednesday	2/5/2003	1:45 PM	0	41	2	3	2	1	0	0	2	0	0	0	0	4	55
Wednesday	2/5/2003	2:00 PM	0	52	13	1	7	1	0	3	2	0	0	0	0	1	80
Wednesday	2/5/2003	2:15 PM	0	27	9	1	4	2	0	1	1	0	0	0	0	3	48
Wednesday	2/5/2003	2:30 PM	0	47	6	2	5	0	0	0	2	0	0	0	0	0	62
Wednesday	2/5/2003	2:45 PM	0	35	9	2	5	1	0	0	2	1	0	0	0	0	55
Wednesday	2/5/2003	3:00 PM	0	42	4	2	1	1	0	1	1	0	0	0	0	0	52
Wednesday	2/5/2003	3:15 PM	0	74	11	1	3	0	0	0	1	0	0	0	2	8	100
Wednesday	2/5/2003	3:30 PM	0	38	3	1	2	3	0	0	1	0	0	0	0	3	51
Wednesday	2/5/2003	3:45 PM	0	46	4	2	2	1	0	0	1	0	0	0	0	4	60
Wednesday	2/5/2003	4:00 PM	0	52	3	1	1	1	0	2	1	0	0	0	0	3	64
Wednesday	2/5/2003	4:15 PM	1	87	7	0	0	3	0	0	0	0	0	0	0	5	103
Wednesday	2/5/2003	4:30 PM	1	48	4	0	0	0	0	0	0	0	0	0	0	4	57
Wednesday	2/5/2003	4:45 PM	0	48	5	2	0	0	0	1	0	0	0	0	1	1	58
Wednesday	2/5/2003	5:00 PM	0	29	4	1	2	0	0	0	2	0	0	0	0	4	42
Wednesday	2/5/2003	5:15 PM	0	31	2	0	2	0	0	0	1	0	0	0	0	3	39
Wednesday	2/5/2003	5:30 PM	0	41	7	0	1	0	0	0	0	0	0	0	0	8	57
Wednesday	2/5/2003	5:45 PM	0	36	3	0	1	0	0	1	0	0	0	0	0	3	44
Wednesday	2/5/2003	6:00 PM	0	31	5	1	2	0	0	0	0	0	0	0	0	5	44
Wednesday	2/5/2003	6:15 PM	0	26	2	3	1	1	0	0	0	0	0	0	0	3	36
Wednesday	2/5/2003	6:30 PM	0	29	5	0	2	0	0	1	1	0	0	0	0	0	38
Wednesday	2/5/2003	6:45 PM	0	23	1	0	3	0	0	0	0	0	0	0	0	1	28
Wednesday	2/5/2003	7:00 PM	0	29	1	0	1	0	0	0	0	0	0	0	0	3	34
Wednesday	2/5/2003	7:15 PM	0	25	1	0	1	0	0	0	0	0	0	0	0	4	31
Wednesday	2/5/2003	7:30 PM	0	20	3	0	0	0	0	0	0	0	0	0	0	3	26
Wednesday	2/5/2003	7:45 PM	1	16	2	0	2	0	0	0	0	0	0	0	0	1	22
Wednesday	2/5/2003	8:00 PM	0	21	1	1	0	0	0	0	0	0	0	0	0	2	25
Wednesday	2/5/2003	8:15 PM	0	7	0	0	0	0	0	0	0	0	0	0	0	0	7
Wednesday	2/5/2003	8:30 PM	0	16	1	0	2	0	0	0	0	0	0	0	0	0	19
Wednesday	2/5/2003	8:45 PM	0	15	5	1	1	0	0	0	0	0	0	0	0	3	25
Wednesday	2/5/2003	9:00 PM	0	10	1	0	0	0	0	0	0	0	0	0	0	0	11
Wednesday	2/5/2003	9:15 PM	1	9	3	0	0	0	0	0	0	0	0	0	0	3	16
Wednesday	2/5/2003	9:30 PM	0	10	1	0	0	0	0	0	1	0	0	0	0	0	12
Wednesday	2/5/2003	9:45 PM	0	22	1	0	0	0	0	0	0	0	0	0	0	0	23
Wednesday	2/5/2003	10:00 PM	0	21	0	0	0	0	0	0	0	0	0	0	0	1	22
Wednesday	2/5/2003	10:15 PM	0	15	2	0	0	0	0	0	0	0	0	0	0	1	18
Wednesday	2/5/2003	10:30 PM	0	12	3	0	0	0	0	0	1	0	0	0	0	2	18
Wednesday	2/5/2003	10:45 PM	2	14	0	0	1	0	0	0	0	0	0	0	0	3	20
Wednesday	2/5/2003	11:00 PM	0	23	0	0	0	0	0	0	0	0	0	0	0	3	26
Wednesday	2/5/2003	11:15 PM	0	13	0	0	0	0	0	0	0	0	0	0	0	1	14
Wednesday	2/5/2003	11:30 PM	0	8	0	0	1	0	0	0	0	0	0	0	0	3	12
Wednesday	2/5/2003	11:45 PM	0	6	1	0	0	0	0	0	0	0	0	0	0	1	8
		Total	7	1329	151	29	64	18	0	14	22	2	0	0	3	112	1751
Thursday	2/6/2003	12:00 AM	0	6	2	0	0	0	0	0	1	0	0	0	0	0	9
Thursday	2/6/2003	12:15 AM	0	9	1	0	0	0	0	2	0	0	0	0	0	1	13
Thursday	2/6/2003	12:30 AM	0	17	1	0	0	0	0	0	0	0	0	0	0	0	18
Thursday	2/6/2003	12:45 AM	1	3	1	0	0	0	0	0	0	0	0	0	0	2	7
Thursday	2/6/2003	1:00 AM	0	4	0	0	1	0	0	0	0	0	0	0	0	0	5
Thursday	2/6/2003	1:15 AM	0	6	1	0	0	0	0	0	0	0	0	0	0	1	8
Thursday	2/6/2003	1:30 AM	0	1	1	0	0	0	0	0	0	0	0	0	0	0	2
Thursday	2/6/2003	1:45 AM	0	5	0	0	0	0	0	0	1	0	0	0	0	0	6
Thursday	2/6/2003	2:00 AM	0	2	1	0	0	0	0	0	0	0	0	0	0	0	3
Thursday	2/6/2003	2:15 AM	0	3	0	0	0	0	0	0	0	0	0	0	0	3	6
Thursday	2/6/2003	2:30 AM	0	4	1	0	1	0	0	0	0	0	0	0	0	2	8
Thursday	2/6/2003	2:45 AM	0	0	0	0	0	0	0	0	0	0	0	0	0	0	0
Thursday	2/6/2003	3:00 AM	0	2	0	0	0	0	0	0	1	0	0	0	0	0	3
Thursday	2/6/2003	3:15 AM	0	3	0	0	0	0	0	0	0	0	0	0	0	0	3
Thursday	2/6/2003	3:30 AM	0	19	1	0	0	0	0	0	0	0	0	0	0	3	23
Thursday	2/6/2003	3:45 AM	1	6	1	0	2	0	0	0	0	0	0	0	0	1	11
Thursday	2/6/2003	4:00 AM	0	8	1	0	0	0	0	0	0	0	0	0	0	1	10
Thursday	2/6/2003	4:15 AM	0	12	1	0	0	0	0	0	1	0	0	0	0	5	19
Thursday	2/6/2003	4:30 AM	0	5	0	0	0	0	0	0	1	0	0	0	0	0	6
Thursday	2/6/2003	4:45 AM	0	15	2	0	0	0	0	0	0	0	0	0	0	1	18
Thursday	2/6/2003	5:00 AM	0	7	1	0	1	0	0	0	1	0	0	0	0	2	12
Thursday	2/6/2003	5:15 AM	0	8	3	0	0	0	0	1	1	0	0	0	0	1	14
Thursday	2/6/2003	5:30 AM	0	18	4	0	0	0	0	0	0	0	0	0	0	6	28
Thursday	2/6/2003	5:45 AM	1	13	3	0	3	0	0	1	0	0	0	0	1	4	26
Thursday	2/6/2003	6:00 AM	0	13	4	0	1	0	0	0	0	0	0	0	0	10	28
Thursday	2/6/2003	6:15 AM	1	16	1	2	3	0	0	1	2	0	0	0	0	6	32
Thursday	2/6/2003	6:30 AM	1	40	13	0	2	0	0	0	1	0	1	1	0	5	64
Thursday	2/6/2003	6:45 AM	3	48	13	3	2	1	0	0	0	0	0	0	1	16	87

Portway
Jersey City, Hudson County

Start Date: 2/5/2003
 Start Time: 12:45:00 PM
 Site Code: 25-1
 Station ID:
 Location : Secaucus Road West of Tonnelle Avenue
 Secaucus WB-Lt Lane

Day	Date	Time	Class 1	Class 2	Class 3	Class 4	Class 5	Class 6	Class 7	Class 8	Class 9	Class 10	Class 11	Class 12	Class 13	Class 14	Total
Friday	2/7/2003	1:30 AM	0	1	1	0	1	0	0	0	0	0	0	0	0	0	3
Friday	2/7/2003	1:45 AM	0	1	0	0	0	0	0	0	0	0	0	0	0	0	1
Friday	2/7/2003	2:00 AM	0	3	0	0	0	0	0	0	0	0	0	0	0	1	4
Friday	2/7/2003	2:15 AM	0	1	1	0	0	0	0	0	0	0	0	0	0	1	3
Friday	2/7/2003	2:30 AM	0	0	0	0	0	0	0	0	0	0	0	0	0	3	3
Friday	2/7/2003	2:45 AM	0	1	0	0	0	0	0	0	0	0	0	0	0	0	1
Friday	2/7/2003	3:00 AM	1	0	0	0	0	0	0	0	0	0	0	0	0	3	4
Friday	2/7/2003	3:15 AM	0	0	0	0	0	0	0	0	0	0	0	0	0	1	1
Friday	2/7/2003	3:30 AM	0	0	0	0	1	0	0	0	0	0	0	0	0	6	7
Friday	2/7/2003	3:45 AM	0	0	0	0	0	0	0	0	0	0	0	0	0	0	0
Friday	2/7/2003	4:00 AM	0	0	0	0	0	0	0	0	0	0	0	0	0	1	1
Friday	2/7/2003	4:15 AM	0	0	0	0	0	0	0	0	0	0	0	0	0	0	0
Friday	2/7/2003	4:30 AM	0	0	0	0	0	0	0	0	0	0	0	0	0	2	2
Friday	2/7/2003	4:45 AM	0	0	0	0	0	0	0	0	0	0	0	0	0	0	0
Friday	2/7/2003	5:00 AM	0	0	0	0	0	0	0	0	0	0	0	0	0	4	4
Friday	2/7/2003	5:15 AM	0	0	0	0	0	0	0	0	0	0	0	0	0	1	1
Friday	2/7/2003	5:30 AM	0	0	0	0	0	0	0	0	0	0	0	0	0	0	0
Friday	2/7/2003	5:45 AM	1	0	0	0	0	0	0	0	0	0	0	0	0	4	5
Friday	2/7/2003	6:00 AM	0	0	0	2	0	0	0	0	0	0	0	0	0	2	4
Friday	2/7/2003	6:15 AM	0	0	0	0	0	0	0	0	0	0	0	0	0	1	1
Friday	2/7/2003	6:30 AM	0	0	0	0	0	0	0	0	0	0	0	0	0	1	1
Friday	2/7/2003	6:45 AM	0	1	0	1	0	0	0	0	0	0	0	0	0	8	10
Friday	2/7/2003	7:00 AM	0	0	0	0	0	0	0	0	0	0	0	0	0	3	3
Friday	2/7/2003	7:15 AM	0	1	0	1	0	0	0	0	0	0	0	0	0	0	2
Friday	2/7/2003	7:30 AM	0	0	0	0	1	0	0	0	0	0	0	0	0	1	2
Friday	2/7/2003	7:45 AM	0	0	0	0	0	0	0	0	0	0	0	0	0	3	3
Friday	2/7/2003	8:00 AM	0	0	0	0	0	0	0	0	0	0	0	0	0	2	2
Total			5	36	9	5	5	0	0	0	0	0	0	0	0	56	116

TRAFFIC COUNT DATA SHEET

LOCATION:	Gulf Ave Entrance and Goethals Rd No. Exit Ramps at Rt 278, Staten Island, NY
DATE:	April 23, 2003
WEATHER:	Cold, Windy, Partly Cloudy
TECHNICIAN:	Kyle, Peter

See Intersection Figure

	NB									SB									EB-Gulf Ave Ramp to Rt 278 EB									WB-Rt 278 WB Ramp to Goethals Road North													
	LEFT		THRU		RIGHT		TOTAL		TOTAL	LEFT		THRU		RIGHT		TOTAL		TOTAL	ON RAMP(3)			THRU(4)			RIGHT			TOTAL		TOTAL		LEFT		THRU(1)		OFF RAMP(2)		TOTAL		TOTAL	
	CAR	TRUCK	CAR	TRUCK	CAR	TRUCK	CAR	TRUCK		CAR	TRUCK	CAR	TRUCK	CAR	TRUCK	CAR	TRUCK		CAR	TRUCK	CAR	TRUCK	CAR	TRUCK	CAR	TRUCK	CAR	TRUCK	CAR	TRUCK	CAR	TRUCK	CAR	TRUCK	CAR	TRUCK	CAR	TRUCK	CAR	TRUCK	
6:30 - 7:00	0	0	0	0	0	0	0	0	0	0	0	0	0	0	0	0	0	0	0	15	12	40	12	0	0	55	24	79	0	0	82	38	113	16	195	54	249				
7:00 - 7:30	0	0	0	0	0	0	0	0	0	0	0	0	0	0	0	0	0	0	0	26	8	42	22	0	0	68	30	98	0	0	68	45	88	14	156	59	215				
7:30 - 8:00	0	0	0	0	0	0	0	0	0	0	0	0	0	0	0	0	0	0	0	49	12	35	33	0	0	84	45	129	0	0	64	37	114	27	178	64	242				
8:00 - 8:30	0	0	0	0	0	0	0	0	0	0	0	0	0	0	0	0	0	0	0	31	20	33	29	0	0	64	49	113	0	0	56	41	64	22	120	63	183				
8:30 - 9:00	0	0	0	0	0	0	0	0	0	0	0	0	0	0	0	0	0	0	0	36	20	32	44	0	0	68	64	132	0	0	62	43	38	17	100	60	160				
PERIOD TOTAL	0	0	0	0	0	0	0	0	0	0	0	0	0	0	0	0	0	0	0	157	72	182	140	0	0	339	212	551	0	0	332	204	417	96	749	300	1049				
11:00 - 11:30	0	0	0	0	0	0	0	0	0	0	0	0	0	0	0	0	0	0	0	60	24	51	35	0	0	111	59	170	0	0	53	49	24	17	77	66	143				
11:30 - 12:00	0	0	0	0	0	0	0	0	0	0	0	0	0	0	0	0	0	0	0	86	17	65	33	0	0	151	50	201	0	0	59	55	44	27	103	82	185				
12:00 - 12:30	0	0	0	0	0	0	0	0	0	0	0	0	0	0	0	0	0	0	0	84	27	54	32	0	0	138	59	197	0	0	73	43	39	35	112	78	190				
12:30 - 13:00	0	0	0	0	0	0	0	0	0	0	0	0	0	0	0	0	0	0	0	62	15	62	27	0	0	124	42	166	0	0	78	41	60	26	138	67	205				
PERIOD TOTAL	0	0	0	0	0	0	0	0	0	0	0	0	0	0	0	0	0	0	0	292	83	232	127	0	0	524	210	734	0	0	263	188	167	105	430	293	723				
15:00 - 15:30	0	0	0	0	0	0	0	0	0	0	0	0	0	0	0	0	0	0	0	108	20	71	41	0	0	179	61	240	0	0	57	31	27	21	84	52	136				
15:30 - 16:00	0	0	0	0	0	0	0	0	0	0	0	0	0	0	0	0	0	0	0	101	19	57	36	0	0	158	55	213	0	0	51	27	44	21	95	48	143				
16:00 - 16:30	0	0	0	0	0	0	0	0	0	0	0	0	0	0	0	0	0	0	0	89	20	61	39	0	0	150	59	209	0	0	51	21	33	11	84	32	116				
16:30 - 17:00	0	0	0	0	0	0	0	0	0	0	0	0	0	0	0	0	0	0	0	88	14	81	31	0	0	169	45	214	0	0	38	20	28	15	66	35	101				
17:00 - 17:30	0	0	0	0	0	0	0	0	0	0	0	0	0	0	0	0	0	0	0	120	11	84	16	0	0	204	27	231	0	0	53	12	53	7	106	19	125				
17:30 - 18:00	0	0	0	0	0	0	0	0	0	0	0	0	0	0	0	0	0	0	0	71	4	65	10	0	0	136	14	150	0	0	48	4	36	3	84	7	91				
PERIOD TOTAL	0	0	0	0	0	0	0	0	0	0	0	0	0	0	0	0	0	0	0	577	88	419	173	0	0	996	261	1257	0	0	298	115	221	78	519	193	712				
TOTAL	0	0	0	0	0	0	0	0	0	0	0	0	0	0	0	0	0	0	0	1026	243	833	440	0	0	1859	683	2542	0	0	893	507	805	279	1698	786	2484				
TOTAL	0	0	0	0	0	0	0	0	0	0	0	0	0	0	0	0	0	0	0	1269	1273	0	0	0	0	2542	0	0	1400	1084	0	0	2484								

NOTE: CAR INDICATES ANY VEHICLE NOT CLASSIFIED AS A TRUCK

NOTE: Throughout the day Technician noticed roughly 75% of trucks using movement 4 made a turnaround at Forest Ave and entered Rt 278 WB towards NJ.

 030011078
 04- 14- 2003
 I- 287
 06: 27: 44

CLASS. COUNT				
	nb		sb	
TYPE	COUNT	VOL.	COUNT	VOL.
CAR	0	0	350	1400
VAN	0	0	0	0
TRK	0	0	13	52
CON	0	0	0	0
TTR	0	0	36	144
	0	0	399	1596

06: 42: 44
 jhd

 030011078
 04- 14- 2003
 I- 287
 06: 42: 45

CLASS. COUNT				
	nb		sb	
TYPE	COUNT	VOL.	COUNT	VOL.
CAR	0	0	422	1688
VAN	0	0	0	0
TRK	0	0	21	84
CON	0	0	4	16
TTR	0	0	43	172
	0	0	490	1960

06: 57: 45
 jhd

 030011078
 04- 14- 2003
 I- 287
 06: 57: 45

CLASS. COUNT				
	nb		sb	
TYPE	COUNT	VOL.	COUNT	VOL.
CAR	0	0	457	1828
VAN	0	0	0	0
TRK	0	0	21	84
CON	0	0	1	4
TTR	0	0	45	180
	0	0	524	2096

07: 12: 45
 jhd

 030011078
 04- 14- 2003
 I- 287
 07: 12: 45

CLASS. COUNT				
	nb		sb	
TYPE	COUNT	VOL.	COUNT	VOL.
CAR	0	0	534	2136

VAN	0	0	0	0
TRK	0	0	21	84
CON	0	0	0	0
TTR	0	0	26	104
	0	0	581	2324

07: 27: 45
jhd

030011078
04- 14- 2003
I- 287
07: 27: 45

		CLASS. COUNT			
		nb		sb	
TYPE	COUNT	VOL.	COUNT	VOL.	
CAR	0	0	553	2212	
VAN	0	0	0	0	
TRK	0	0	25	100	
CON	0	0	0	0	
TTR	0	0	42	168	
	0	0	620	2480	

07: 42: 45
jhd

030011078
04- 14- 2003
I- 287
07: 42: 45

		CLASS. COUNT			
		nb		sb	
TYPE	COUNT	VOL.	COUNT	VOL.	
CAR	0	0	712	2848	
VAN	0	0	0	0	
TRK	0	0	23	92	
CON	0	0	1	4	
TTR	0	0	44	176	
	0	0	780	3120	

07: 57: 45
jhd

030011078
04- 14- 2003
I- 287
07: 57: 45

		CLASS. COUNT			
		nb		sb	
TYPE	COUNT	VOL.	COUNT	VOL.	
CAR	0	0	639	2556	
VAN	0	0	0	0	
TRK	0	0	17	68	
CON	0	0	1	4	
TTR	0	0	46	184	
	0	0	703	2812	

08: 12: 45
jhd

030011078

04-14-2003
I-287
08:12:45

TYPE	CLASS. COUNT		COUNT	
	nb	VOL.	sb	VOL.
CAR	0	0	680	2720
VAN	0	0	0	0
CON	0	0	1	4
TTR	1	4	45	180
	1	4	740	2960

08:27:45
jhd

 portways
 04- 28- 2003
 NJTP
 06: 30: 55

TYPE	CLASS. COUNT		COUNT	
	nb	VOL.	sb	VOL.
CAR	698	2792	0	0
TRK	34	136	0	0
CON	3	12	0	0
TTR	102	408	0	0
	837	3348	0	0

06: 45: 55
 yb

 portways
 04- 28- 2003
 NJTP
 06: 45: 55

TYPE	CLASS. COUNT		COUNT	
	nb	VOL.	sb	VOL.
CAR	769	3076	0	0
TRK	41	164	0	0
CON	3	12	0	0
TTR	107	428	0	0
	920	3680	0	0

07: 00: 55
 yb

 portways
 04- 28- 2003
 NJTP
 07: 00: 55

TYPE	CLASS. COUNT		COUNT	
	nb	VOL.	sb	VOL.
CAR	773	3092	0	0
TRK	33	132	0	0
CON	8	32	0	0
TTR	84	336	0	0
	898	3592	0	0

07: 15: 55
 yb

 portways
 04- 28- 2003
 NJTP
 07: 15: 55

TYPE	CLASS. COUNT		COUNT	
	nb	VOL.	sb	VOL.
CAR	807	3228	0	0
TRK	38	152	0	0
CON	6	24	0	0
TTR	94	376	0	0

945 3780 0 0
07: 30: 55
yb

portways
04- 28- 2003
NJTP
07: 30: 55

		CLASS. COUNT			
		nb	sb		
TYPE	COUNT	VOL.	COUNT	VOL.	
CAR	818	3272	0	0	
TRK	61	244	0	0	
CON	4	16	0	0	
TTR	98	392	0	0	
	981	3924	0	0	

07: 45: 55
yb

portways
04- 28- 2003
NJTP
07: 45: 55

		CLASS. COUNT			
		nb	sb		
TYPE	COUNT	VOL.	COUNT	VOL.	
CAR	895	3580	0	0	
TRK	34	136	0	0	
CON	4	16	0	0	
TTR	92	368	0	0	
	1025	4100	0	0	

08: 00: 55
yb

portways
04- 28- 2003
NJTP
08: 00: 55

		CLASS. COUNT			
		nb	sb		
TYPE	COUNT	VOL.	COUNT	VOL.	
CAR	832	3328	0	0	
TRK	38	152	0	0	
CON	4	16	0	0	
TTR	104	416	0	0	
	978	3912	0	0	

08: 15: 55
yb

portways
04- 28- 2003
NJTP
08: 15: 55

		CLASS. COUNT			
		nb	sb		
TYPE	COUNT	VOL.	COUNT	VOL.	

Tp7anbam.dat

CAR	755	3020	0	0
TRK	34	136	0	0
CON	4	16	0	0
TTR	92	368	0	0
	885	3540	0	0

08: 30: 55

yb

 030011078
 04-28-2003
 nj turnpike
 06:21:03

TYPE	CLASS. COUNT		COUNT	
	nb	VOL.	sb	VOL.
CAR	0	0	430	1720
TRK	0	0	34	136
CON	0	0	10	40
TTR	0	0	62	248
	0	0	536	2144

06:36:03
 mn

 030011078
 04-28-2003
 nj turnpike
 06:36:03

TYPE	CLASS. COUNT		COUNT	
	nb	VOL.	sb	VOL.
CAR	0	0	504	2016
TRK	0	0	34	136
CON	0	0	3	12
TTR	0	0	61	244
	0	0	602	2408

06:51:03
 mn

 030011078
 04-28-2003
 nj turnpike
 06:51:03

TYPE	CLASS. COUNT		COUNT	
	nb	VOL.	sb	VOL.
CAR	0	0	563	2252
TRK	0	0	47	188
CON	0	0	7	28
TTR	0	0	81	324
	0	0	698	2792

07:06:03
 mn

 030011078
 04-28-2003
 nj turnpike
 07:06:03

TYPE	CLASS. COUNT		COUNT	
	nb	VOL.	sb	VOL.
CAR	0	0	631	2524
TRK	0	0	49	196
CON	0	0	12	48
TTR	0	0	109	436

0 0 801 3204

07: 21: 03

mm

 030011078
 04- 28- 2003
 nj turnpike
 07: 21: 03

CLASS. COUNT				
nb		sb		
TYPE	COUNT	VOL.	COUNT	VOL.
CAR	0	0	642	2568
TRK	0	0	37	148
CON	0	0	5	20
TTR	0	0	72	288
	0	0	756	3024

07: 36: 03

mm

 030011078
 04- 28- 2003
 nj turnpike
 07: 36: 03

CLASS. COUNT				
nb		sb		
TYPE	COUNT	VOL.	COUNT	VOL.
CAR	0	0	687	2748
TRK	0	0	48	192
CON	0	0	7	28
TTR	0	0	75	300
	0	0	817	3268

07: 51: 03

mm

 030011078
 04- 28- 2003
 nj turnpike
 07: 51: 03

CLASS. COUNT				
nb		sb		
TYPE	COUNT	VOL.	COUNT	VOL.
CAR	0	0	613	2452
TRK	0	0	46	184
CON	0	0	12	48
TTR	0	0	74	296
	0	0	745	2980

08: 06: 03

mm

 030011078
 04- 28- 2003
 nj turnpike
 08: 06: 03

CLASS. COUNT				
nb		sb		
TYPE	COUNT	VOL.	COUNT	VOL.

tp7asbam.dat

CAR	0	0	553	2212
TRK	0	0	30	120
CON	0	0	9	36
TTR	0	0	60	240
	0	0	652	2608

08: 21: 03

mm

HUDSON COUNTY

INTERSECTION #1
 PROJECT NO:02313.00
 E.W. STREET: COUNTY ROAD
 MUNICIPALITY: JERSEY CITY
 COUNTY: HUDSON
 DATES: 3/27/2003
 DAY OF WEEK: THURSDAY
 TIMES: 6:00 AM-9:00 AM
 WEATHER: SUNNY
 COMMENT: PASSENGER CARS

SRI NO:
 ROUTE:
 ROUTE:
 MUN.CODE:
 CO.CODE:
 COUNTED FOR PORTWAY PROJECT
 PERSON: KARNETTE LINDSEY
 COUNTED BY: MALICK & SCHERER, P.C.
 ENUNER:
 TEMP:

TIME PERIOD	POST OFFICE (TRUCK ENTRANCE) SB.				COUNTY RD. WB.				CROXTON YARD (TRUCK ENTRANCE) NB.				COUNTY RD. EB.				GRAND TOTAL
	RT	TH	LT	APPR. TOTAL	RT	TH	LT	APPR. TOTAL	RT	TH	LT	APPR. TOTAL	RT	TH	LT	APPR. TOTAL	
6:00-6:15	1	0	2	3	6	95	2	103	2	0	1	3	2	33	2	37	146
6:15-6:30	2	0	3	5	11	115	0	126	1	0	2	3	0	32	4	36	170
6:30-6:45	1	0	1	2	4	139	4	147	0	0	0	0	0	70	2	72	221
6:45-7:00	1	0	2	3	6	161	2	169	2	0	0	2	3	60	0	63	237
HOUR TOTAL	5	0	8	13	27	510	8	545	5	0	3	8	5	195	8	208	774
7:00-7:15	9	0	12	21	5	116	2	123	3	0	0	3	3	102	3	108	255
7:15-7:30	0	0	3	3	5	132	3	140	1	0	1	2	1	94	2	97	242
7:30-7:45	0	0	1	1	2	118	0	120	1	0	0	1	1	100	1	102	224
7:45-8:00	0	0	2	2	3	117	1	121	1	0	0	1	1	85	1	87	211
HOUR TOTAL	9	0	18	27	15	483	6	504	6	0	1	7	6	381	7	394	932
8:00-8:15	0	0	2	2	0	94	1	95	1	0	0	1	0	92	0	92	190
8:15-8:30	0	0	4	4	3	127	2	132	0	0	0	0	1	73	0	74	210
8:30-8:45	0	0	2	2	4	96	1	101	1	0	0	1	1	63	0	64	168
8:45-9:00	0	0	1	1	0	112	0	112	0	0	1	1	1	47	1	49	163
HOUR TOTAL	0	0	9	9	7	429	4	440	2	0	1	3	3	275	1	279	731

HUDSON COUNTY

INTERSECTION #1
 PROJECT NO:02313.00
 E.W. STREET: COUNTY ROAD
 MUNICIPALITY: JERSEY CITY
 COUNTY: HUDSON
 DATES: 3/27/2003
 DAY OF WEEK: THURSDAY
 TIMES: 3:30 PM-6:30 PM
 WEATHER: SUNNY
 COMMENT: PASSENGER CARS

SRI NO:
 ROUTE:
 ROUTE:
 MUN.CODE:
 CO.CODE:
 COUNTED FOR PORTWAY PROJECT
 PERSON: KARNETTE LINDSEY
 COUNTED BY: MALICK & SCHERER, P.C.
 ENUNER:
 TEMP:

TIME PERIOD	POST OFFICE (TRUCK ENTRANCE) SB.			APPR. TOTAL	COUNTY RD. WB.			APPR. TOTAL	CROXTON YARD (TRUCK ENTRANCE) NB.			APPR. TOTAL	COUNTY RD. EB.			APPR. TOTAL	GRAND TOTAL
	RT	TH	LT		RT	TH	LT		RT	TH	LT		RT	TH	LT		
3:30-3:45	0	0	1	1	1	60	0	61	0	0	0	0	0	60	1	61	123
3:45-4:00	0	0	0	0	0	68	2	70	0	0	2	2	3	127	0	130	202
HOUR TOTAL	0	0	1	1	1	128	2	131	0	0	2	2	3	187	1	191	325
4:00-4:15	6	0	1	7	2	67	1	70	0	0	6	6	1	99	0	100	183
4:15-4:30	2	0	2	4	0	86	3	89	1	0	0	1	0	67	0	67	161
4:30-4:45	4	0	1	5	0	72	2	74	0	0	1	1	0	125	1	126	206
4:45-5:00	0	0	0	0	0	75	0	75	2	0	0	2	0	99	0	99	176
HOUR TOTAL	12	0	4	16	2	300	6	308	3	0	7	10	1	390	1	392	726
5:00-5:15	0	0	0	0	0	101	0	101	2	0	1	3	0	131	0	131	235
5:15-5:30	0	0	1	1	0	75	0	75	0	0	2	2	0	105	1	106	184
5:30-5:45	0	0	2	2	0	73	0	73	0	0	1	1	0	131	0	131	207
5:45-6:00	0	0	1	1	0	63	2	65	0	0	2	2	0	48	0	48	116
HOUR TOTAL	0	0	4	4	0	312	2	314	2	0	6	8	0	415	1	416	742
6:00-6:15	0	0	1	1	0	58	0	58	1	0	1	2	2	149	0	151	212
6:15-6:30	0	0	0	0	3	56	0	59	0	0	1	1	1	81	1	83	143
HOUR TOTAL	0	0	1	1	3	114	0	117	1	0	2	3	3	230	1	234	355

2 Broadway
New York, NY 10004
646-252-7000 Tel
646-252-7902 TTY

Michael C. Ascher
President

Portway
Verrazano



Bridges and Tunnels

April 3, 2003

Ms. Colleen Connelly
Malick & Scherer, P.C.
One Salem Square
295 Route 22 East
Whitehouse Station, NJ 08889

Dear Ms. Connolly:

Enclosed is the traffic data you requested for the Verrazano-Narrows Bridge re: traffic volumes by classification. The traffic data was readily available for a full month and it is provided here.

I hope this information is helpful to you.

Regards,

A handwritten signature in black ink that reads "Frank Pascual".

Frank Pascual
Director of Public Affairs

Enclosure

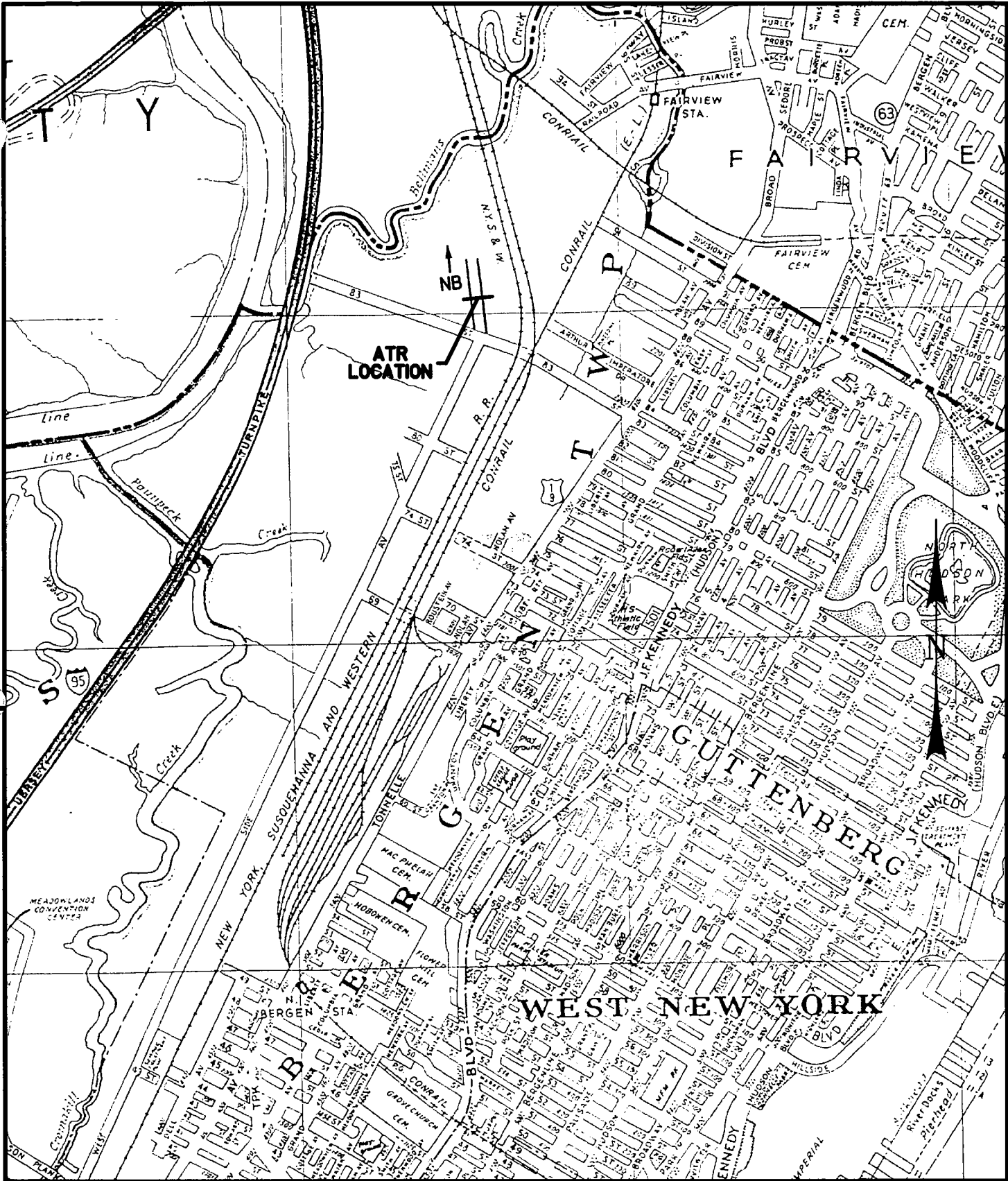
DAILY VEHICLE REPORT

**VERRAZANO NARROWS BRIDGE PLAZA
(ONE-WAY WESTBOUND)
OCTOBER - 2002**

MTA BRIDGES AND TUNNELS
REVENUE MANAGEMENT DIVISION

TRAFFIC DIRECTION: BROOKLYN TO STATEN ISLAND

DAY	DAY OF WEEK	1 PASSENGER CARS	2 PASS CARS W/1 AX TRLR	3 PASS CARS W/2 AX TRLR	4 TRUCKS 2 AXLES	5 FRANCHISE BUSES 3 AXLES	6 TRUCKS 3 AXLES	7 TRUCKS 4 AXLES	8 TRUCKS 5 AXLES	9 MOTOR CYCLES	10 TRUCKS 6 AXLES	11 TRUCKS 7 AXLES	12 OTHER VEHICLES	13 TOTAL PAID VEHICLES	14 NONREV VEHICLES	15 TOTAL VEHICLES	TOTAL PASS CARS	TOTAL TRUCKS	TOTAL FRAN- BUSES	
1	Tue	90,953	38	42	3,902	89	518	1,103	533	2,971	304	113	2	2	100,570	1,036	101,606	91,033	8,626	607
2	Wed	92,475	53	46	3,838	108	690	862	551	3,051	334	133	3	3	102,204	1,008	103,212	92,574	8,438	838
3	Thu	94,867	45	42	3,934	176	686	887	519	2,973	221	144	3	3	104,497	1,047	105,544	94,954	8,460	862
4	Fri	97,949	45	52	3,734	172	705	996	506	2,956	86	141	2	2	107,346	915	108,261	98,046	8,337	877
5	Sat	97,448	41	55	1,530	151	102	524	172	851	239	36	1	4	101,154	596	101,750	97,544	3,118	253
6	Sun	97,515	48	39	735	140	49	269	39	246	319	3	3	99,404	557	99,961	97,602	1,294	189	
7	Mon	89,227	40	29	3,484	175	651	882	452	2,766	153	86	2	1	97,948	902	98,850	89,296	7,673	826
8	Tue	90,564	29	37	3,786	174	684	955	505	2,837	178	127	1	4	99,681	999	100,680	90,430	8,215	858
9	Wed	91,709	42	37	3,775	175	699	867	531	2,783	165	114	1	3	100,901	1,016	101,917	91,788	8,074	874
10	Thu	93,762	43	41	4,021	168	685	947	668	3,177	113	116	3	3	103,744	1,025	104,769	93,846	8,932	853
11	Fri	93,854	33	46	3,491	166	688	878	504	2,776	43	95	1	4	102,579	951	103,530	93,033	7,749	854
12	Sat	93,576	48	48	1,491	143	106	490	155	891	33	46	1	2	97,030	591	97,621	93,672	3,076	249
13	Sun	92,069	35	37	755	134	48	273	52	228	47	47	2	3	93,678	551	94,229	92,141	1,508	182
14	Mon	87,453	37	26	2,776	169	677	697	333	2,179	137	137	4	3	94,516	608	95,124	87,496	6,037	846
15	Tue	91,178	44	36	3,841	171	692	877	521	2,898	128	115	4	4	100,505	942	101,447	91,258	8,256	863
16	Wed	80,151	24	22	3,435	178	679	714	464	2,636	34	65	2	2	88,404	930	89,334	80,197	7,316	857
17	Thu	93,908	32	23	3,841	165	643	1,011	541	2,846	133	126	3	3	103,271	1,008	104,279	93,063	8,367	808
18	Fri	99,022	33	42	3,812	176	710	925	533	2,867	134	117	1	3	108,375	1,061	109,436	99,097	8,258	886
19	Sat	101,071	55	54	1,567	145	105	499	179	870	130	45	2	1	104,720	734	105,454	101,180	3,160	250
20	Sun	95,098	48	46	760	135	47	288	44	208	183	183	1	4	96,860	524	97,384	95,192	1,303	182
21	Mon	89,926	29	23	3,462	171	696	830	441	2,722	127	115	2	5	98,547	901	99,448	89,978	7,575	867
22	Tue	89,481	30	16	3,891	179	689	900	515	2,871	131	150	4	4	98,857	995	99,852	89,527	8,331	868
23	Wed	91,897	26	32	3,864	165	651	1,028	541	2,790	130	152	3	3	101,279	1,005	102,284	91,955	8,378	816
24	Thu	92,856	45	35	3,882	144	596	975	553	2,966	84	175	2	2	102,326	954	103,280	92,936	8,553	740
25	Fri	98,730	36	40	3,839	180	686	952	476	2,842	84	162	3	3	108,030	946	108,976	98,806	8,274	866
26	Sat	96,111	45	46	1,524	142	108	484	143	852	47	40	1	3	99,538	527	100,065	96,195	3,046	250
27	Sun	97,725	38	65	840	128	41	227	40	227	209	6	6	99,591	497	100,088	97,338	1,378	169	
28	Mon	88,751	36	36	3,607	180	666	814	449	2,810	127	176	5	5	97,609	1,079	98,688	88,920	8,258	846
29	Tue	88,841	39	27	3,802	179	691	886	548	2,810	91	164	3	3	98,116	968	99,084	88,007	8,258	800
30	Wed	88,700	32	18	3,818	182	691	886	548	2,790	37	146	1	1	97,852	1,020	98,872	88,750	8,192	873
31	Thu	90,447	36	35	3,898	178	700	875	549	2,925	75	133	3	3	99,854	938	100,792	90,518	8,383	878
TOTAL		2,877,094	1,205	1,170	94,935	4,998	16,069	23,871	12,615	69,570	4,269	3,090	19	81	3,108,986	26,831	3,135,817	2,879,469	204,181	21,067



Malick & Scherer, P.C. — *M&S* —
 Consulting Engineers
 Construction Inspectors

One Salem Square, 295 Route 22 East, Whitehouse Station, New Jersey 08889
 Phone (908) 534-4995 Fax (908) 534-0507

ATR LOCATION MAP
 WEST SIDE AVENUE (LITTLE FERRY ENTRANCE)
 PORTWAY EXTENSION
 CONCEPT DEVELOPMENT
 AND
 CSM STUDY

NOT TO SCALE DATE: 4/2/03

Portway
North Bergen, Hudson County

Start Date: 3/25/2003
Start Time: 11:45:00 AM
Site Code: 3
Station ID: 08278
Location : Westside Avenue
Westside Road NB

Day	Date	Time	Class 1	Class 2	Class 3	Class 4	Class 5	Class 6	Class 7	Class 8	Class 9	Class 10	Class 11	Class 12	Class 13	Class 14	Total
Tuesday	3/25/03	11:45 AM	1	7	5	1	3	3	0	1	19	1	0	0	2	8	51
Tuesday	3/25/03	12:00 PM	1	8	2	0	1	0	0	4	14	0	1	0	1	4	36
Tuesday	3/25/03	12:15 PM	0	4	1	2	6	5	0	2	6	1	0	0	0	2	29
Tuesday	3/25/03	12:30 PM	0	5	3	1	4	1	0	0	7	0	0	0	0	1	22
Tuesday	3/25/03	12:45 PM	0	7	0	1	3	1	0	0	6	0	0	0	0	6	24
Tuesday	3/25/03	1:00 PM	0	7	2	0	2	0	0	2	5	0	0	0	0	0	18
Tuesday	3/25/03	1:15 PM	0	11	2	1	2	1	0	0	4	0	0	0	0	1	22
Tuesday	3/25/03	1:30 PM	0	8	0	0	1	0	0	0	8	0	0	0	0	3	20
Tuesday	3/25/03	1:45 PM	0	9	2	1	1	0	0	0	7	0	0	0	0	1	21
Tuesday	3/25/03	2:00 PM	0	5	1	1	0	0	0	0	8	1	0	0	0	3	19
Tuesday	3/25/03	2:15 PM	0	12	3	0	0	3	0	0	11	0	0	0	0	1	30
Tuesday	3/25/03	2:30 PM	1	10	2	2	1	2	0	0	6	0	0	0	0	0	24
Tuesday	3/25/03	2:45 PM	0	4	4	2	2	2	0	3	5	0	0	0	0	3	25
Tuesday	3/25/03	3:00 PM	0	8	2	2	2	1	0	0	7	0	0	0	0	2	24
Tuesday	3/25/03	3:15 PM	0	12	0	0	0	0	0	1	8	0	0	0	0	1	22
Tuesday	3/25/03	3:30 PM	1	8	2	1	0	1	0	0	1	0	0	0	0	0	14
Tuesday	3/25/03	3:45 PM	0	2	0	2	4	1	0	0	10	0	0	0	0	0	19
Tuesday	3/25/03	4:00 PM	0	2	0	1	0	0	0	0	7	0	0	0	0	1	11
Tuesday	3/25/03	4:15 PM	0	5	1	0	0	1	0	0	5	0	0	0	0	1	13
Tuesday	3/25/03	4:30 PM	0	17	1	1	0	1	0	0	1	0	0	0	0	1	22
Tuesday	3/25/03	4:45 PM	0	3	2	1	0	4	0	0	3	0	0	0	0	1	14
Tuesday	3/25/03	5:00 PM	1	10	1	3	0	0	0	0	2	0	0	0	0	1	18
Tuesday	3/25/03	5:15 PM	0	6	0	0	0	1	0	0	1	0	0	0	0	0	8
Tuesday	3/25/03	5:30 PM	0	5	2	0	1	3	0	0	0	0	2	0	0	2	15
Tuesday	3/25/03	5:45 PM	0	5	1	0	2	0	0	0	5	0	0	0	0	0	13
Tuesday	3/25/03	6:00 PM	0	4	0	0	0	1	0	0	4	0	0	0	0	1	10
Tuesday	3/25/03	6:15 PM	0	2	0	1	0	2	0	0	2	0	0	0	0	2	9
Tuesday	3/25/03	6:30 PM	0	0	0	0	1	4	0	1	2	0	0	0	0	0	8
Tuesday	3/25/03	6:45 PM	0	3	3	0	0	1	0	0	2	0	0	0	0	0	9
Tuesday	3/25/03	7:00 PM	1	3	0	1	0	3	0	0	0	0	0	0	0	1	9
Tuesday	3/25/03	7:15 PM	0	1	3	0	0	1	0	0	4	0	0	0	0	0	9
Tuesday	3/25/03	7:30 PM	0	1	0	0	0	1	0	0	3	0	0	0	0	0	5
Tuesday	3/25/03	7:45 PM	0	3	0	0	0	1	0	0	2	0	0	0	0	0	6
Tuesday	3/25/03	8:00 PM	0	1	1	0	1	1	0	0	5	0	0	0	0	0	9
Tuesday	3/25/03	8:15 PM	0	0	1	0	0	1	0	0	1	0	0	0	0	1	4
Tuesday	3/25/03	8:30 PM	0	1	0	0	0	0	0	0	3	0	0	0	0	1	5
Tuesday	3/25/03	8:45 PM	0	3	0	0	0	0	0	0	1	0	0	0	0	0	4
Tuesday	3/25/03	9:00 PM	0	2	0	0	0	0	0	0	1	0	0	0	0	0	3
Tuesday	3/25/03	9:15 PM	0	1	0	0	2	1	0	0	1	0	0	0	0	0	5
Tuesday	3/25/03	9:30 PM	0	2	1	0	1	0	0	1	0	0	0	0	0	0	5
Tuesday	3/25/03	9:45 PM	0	1	0	0	0	0	0	1	1	0	0	0	0	1	4
Tuesday	3/25/03	10:00 PM	1	2	1	0	0	4	0	1	2	0	0	0	0	1	12
Tuesday	3/25/03	10:15 PM	0	3	0	0	0	0	0	0	1	0	0	0	0	0	4
Tuesday	3/25/03	10:30 PM	0	1	2	0	0	0	0	2	1	0	0	0	0	0	6
Tuesday	3/25/03	10:45 PM	0	7	1	0	2	0	0	2	1	0	0	0	0	1	13
Tuesday	3/25/03	11:00 PM	0	0	1	0	0	0	0	1	1	0	0	0	1	0	4
Tuesday	3/25/03	11:15 PM	0	1	2	0	0	0	0	3	1	0	0	0	0	1	8
Tuesday	3/25/03	11:30 PM	0	3	2	0	0	0	0	1	1	0	0	0	0	0	7
Tuesday	3/25/03	11:45 PM	0	7	1	0	1	1	0	0	1	0	0	0	0	0	11
		Total	7	232	58	25	43	53	0	26	196	3	3	0	4	53	703
Wednesday	3/26/03	12:00 AM	0	7	2	0	1	0	0	1	1	0	0	0	0	0	12
Wednesday	3/26/03	12:15 AM	0	1	0	0	1	0	0	1	0	0	0	0	0	0	3
Wednesday	3/26/03	12:30 AM	0	0	1	0	3	0	0	0	1	0	0	0	0	0	5
Wednesday	3/26/03	12:45 AM	0	0	1	0	0	1	0	2	1	0	0	0	0	0	5
Wednesday	3/26/03	1:00 AM	0	0	0	0	0	0	0	0	0	0	0	0	0	0	0
Wednesday	3/26/03	1:15 AM	0	1	1	1	1	1	0	2	0	0	0	0	0	1	8
Wednesday	3/26/03	1:30 AM	0	0	0	0	0	1	0	1	1	0	0	0	0	1	4
Wednesday	3/26/03	1:45 AM	0	1	1	0	1	0	0	1	1	0	0	0	0	0	5
Wednesday	3/26/03	2:00 AM	0	0	0	0	0	1	0	1	1	0	0	0	0	0	3
Wednesday	3/26/03	2:15 AM	0	1	0	0	1	0	0	1	0	0	0	0	0	0	3
Wednesday	3/26/03	2:30 AM	0	0	1	0	0	0	0	1	3	0	0	0	0	1	6
Wednesday	3/26/03	2:45 AM	0	1	2	0	0	1	0	2	0	0	1	0	0	1	8
Wednesday	3/26/03	3:00 AM	0	2	2	0	0	0	0	3	0	0	0	0	0	0	7
Wednesday	3/26/03	3:15 AM	0	2	0	0	0	1	0	1	0	0	0	0	0	1	5
Wednesday	3/26/03	3:30 AM	0	1	0	0	0	1	0	0	0	0	0	0	0	1	3
Wednesday	3/26/03	3:45 AM	0	1	0	0	0	0	0	3	3	0	0	0	0	1	8
Wednesday	3/26/03	4:00 AM	0	0	0	0	0	0	0	2	3	0	0	0	0	1	6
Wednesday	3/26/03	4:15 AM	0	1	2	0	0	1	0	2	2	0	0	0	0	0	8
Wednesday	3/26/03	4:30 AM	0	3	2	0	0	2	0	1	3	0	0	0	0	0	11
Wednesday	3/26/03	4:45 AM	0	1	1	0	0	0	0	1	1	0	0	0	0	2	6
Wednesday	3/26/03	5:00 AM	0	1	1	0	1	0	0	0	1	0	0	0	0	0	4

Portway
North Bergen, Hudson County

Start Date: 3/25/2003
 Start Time: 11:45:00 AM
 Site Code: 3
 Station ID: 08278
 Location : Westside Avenue
 Westside Road NB

Day	Date	Time	Class 1	Class 2	Class 3	Class 4	Class 5	Class 6	Class 7	Class 8	Class 9	Class 10	Class 11	Class 12	Class 13	Class 14	Total
Wednesday	3/26/03	5:15 AM	0	3	1	0	0	1	0	0	2	0	0	0	0	0	7
Wednesday	3/26/03	5:30 AM	0	2	2	0	0	3	0	1	1	0	0	0	0	1	10
Wednesday	3/26/03	5:45 AM	1	3	0	0	0	7	0	0	2	0	0	0	0	0	13
Wednesday	3/26/03	6:00 AM	1	1	0	0	0	4	0	0	3	0	0	0	0	1	10
Wednesday	3/26/03	6:15 AM	1	3	3	0	1	1	0	0	2	0	0	0	0	0	11
Wednesday	3/26/03	6:30 AM	0	10	0	0	2	2	0	0	6	0	0	0	0	1	21
Wednesday	3/26/03	6:45 AM	0	7	1	4	1	4	0	0	1	0	0	0	0	1	19
Wednesday	3/26/03	7:00 AM	2	7	2	1	0	1	0	0	5	0	0	0	0	2	20
Wednesday	3/26/03	7:15 AM	0	8	5	2	1	0	0	0	3	0	0	0	0	1	20
Wednesday	3/26/03	7:30 AM	0	7	3	0	4	1	0	2	4	0	0	0	0	0	21
Wednesday	3/26/03	7:45 AM	0	16	0	2	1	3	0	0	3	0	0	0	0	4	29
Wednesday	3/26/03	8:00 AM	0	7	1	1	4	2	0	2	3	0	0	0	0	0	20
Wednesday	3/26/03	8:15 AM	0	11	5	1	5	4	0	1	1	0	0	0	0	0	28
Wednesday	3/26/03	8:30 AM	0	19	1	1	0	2	0	0	4	0	0	0	0	1	28
Wednesday	3/26/03	8:45 AM	0	6	3	1	2	4	0	4	2	0	0	0	0	1	23
Wednesday	3/26/03	9:00 AM	0	2	2	3	4	2	0	2	4	0	0	0	0	2	21
Wednesday	3/26/03	9:15 AM	0	14	4	1	1	3	0	2	6	0	0	0	0	1	32
Wednesday	3/26/03	9:30 AM	0	6	1	0	1	1	0	3	8	0	0	0	0	0	20
Wednesday	3/26/03	9:45 AM	0	1	2	1	3	0	0	2	5	0	0	0	0	0	14
Wednesday	3/26/03	10:00 AM	1	7	3	1	2	1	0	1	10	0	0	0	0	1	27
Wednesday	3/26/03	10:15 AM	0	2	2	0	4	4	0	2	4	0	0	0	0	1	19
Wednesday	3/26/03	10:30 AM	1	7	1	1	2	2	0	3	11	0	0	0	0	0	28
Wednesday	3/26/03	10:45 AM	0	1	1	1	8	3	0	3	9	0	0	0	0	2	28
Wednesday	3/26/03	11:00 AM	0	0	0	0	2	1	0	1	6	0	0	0	0	3	13
Wednesday	3/26/03	11:15 AM	0	2	4	0	5	3	0	1	7	0	0	0	0	1	23
Wednesday	3/26/03	11:30 AM	0	3	1	2	2	2	0	1	5	0	0	0	0	1	17
Wednesday	3/26/03	11:45 AM	0	2	0	0	0	1	0	0	6	0	0	0	0	2	11
Wednesday	3/26/03	12:00 PM	1	7	4	1	2	3	0	2	11	0	0	0	0	4	35
Wednesday	3/26/03	12:15 PM	0	1	1	0	2	2	0	1	4	0	0	0	0	1	12
Wednesday	3/26/03	12:30 PM	0	8	1	1	3	1	0	3	6	1	0	0	0	1	25
Wednesday	3/26/03	12:45 PM	0	2	1	1	4	3	0	0	6	0	0	0	0	0	17
Wednesday	3/26/03	1:00 PM	1	7	2	0	2	1	0	0	6	0	0	0	0	1	20
Wednesday	3/26/03	1:15 PM	0	8	1	0	1	2	0	0	7	0	0	0	0	2	21
Wednesday	3/26/03	1:30 PM	0	3	1	0	0	1	0	1	13	0	0	0	0	1	20
Wednesday	3/26/03	1:45 PM	0	9	2	0	1	2	0	0	2	0	0	0	0	1	17
Wednesday	3/26/03	2:00 PM	1	3	0	3	0	2	0	1	8	0	0	0	0	3	21
Wednesday	3/26/03	2:15 PM	0	6	2	0	0	2	0	0	8	1	0	0	0	2	21
Wednesday	3/26/03	2:30 PM	0	8	0	0	0	1	0	0	7	0	0	0	0	1	17
Wednesday	3/26/03	2:45 PM	0	7	1	0	0	2	0	1	7	0	0	0	0	3	21
Wednesday	3/26/03	3:00 PM	0	7	2	1	0	3	0	0	3	0	0	0	0	5	21
Wednesday	3/26/03	3:15 PM	0	10	2	2	3	0	0	0	4	0	0	0	1	3	25
Wednesday	3/26/03	3:30 PM	1	6	0	2	0	4	0	0	12	0	0	0	0	2	27
Wednesday	3/26/03	3:45 PM	0	2	0	4	0	3	0	1	5	0	0	0	0	1	16
Wednesday	3/26/03	4:00 PM	0	1	1	1	1	2	0	0	2	0	0	0	0	4	12
Wednesday	3/26/03	4:15 PM	0	2	1	0	0	0	0	1	5	0	0	0	0	0	9
Wednesday	3/26/03	4:30 PM	0	12	0	2	1	4	0	0	6	0	0	0	0	3	28
Wednesday	3/26/03	4:45 PM	0	3	0	1	0	4	0	0	4	0	1	0	0	1	14
Wednesday	3/26/03	5:00 PM	0	5	1	2	0	0	0	0	2	0	0	0	0	4	14
Wednesday	3/26/03	5:15 PM	0	8	0	0	0	3	0	0	7	0	0	0	0	2	20
Wednesday	3/26/03	5:30 PM	0	8	0	0	1	1	0	0	5	0	0	0	0	3	18
Wednesday	3/26/03	5:45 PM	0	5	0	1	1	2	0	0	3	0	0	0	0	2	14
Wednesday	3/26/03	6:00 PM	0	14	1	0	0	0	0	1	1	0	0	0	0	1	18
Wednesday	3/26/03	6:15 PM	0	3	1	1	0	2	0	0	2	0	0	0	0	2	11
Wednesday	3/26/03	6:30 PM	0	2	0	0	1	3	0	0	2	0	0	0	0	1	9
Wednesday	3/26/03	6:45 PM	0	5	0	0	0	1	0	1	1	0	0	0	0	0	8
Wednesday	3/26/03	7:00 PM	0	2	1	0	0	1	0	0	2	0	0	0	0	1	7
Wednesday	3/26/03	7:15 PM	0	1	0	1	0	2	0	0	4	0	0	0	0	1	9
Wednesday	3/26/03	7:30 PM	0	4	1	0	0	1	0	0	1	0	0	0	0	0	7
Wednesday	3/26/03	7:45 PM	0	1	1	0	0	2	0	0	0	0	0	0	0	3	7
Wednesday	3/26/03	8:00 PM	0	2	0	0	0	0	0	0	1	0	0	0	0	0	3
Wednesday	3/26/03	8:15 PM	0	1	3	0	0	0	0	0	0	0	0	0	0	2	6
Wednesday	3/26/03	8:30 PM	0	1	0	0	0	0	0	0	1	0	0	0	0	0	2
Wednesday	3/26/03	8:45 PM	0	0	0	0	0	1	0	0	0	0	0	0	0	0	1
Wednesday	3/26/03	9:00 PM	1	1	1	0	0	1	0	0	2	0	0	0	0	0	6
Wednesday	3/26/03	9:15 PM	0	0	0	0	0	1	0	0	2	0	0	0	0	0	3
Wednesday	3/26/03	9:30 PM	0	0	0	1	1	1	0	1	0	0	0	0	0	0	4
Wednesday	3/26/03	9:45 PM	0	1	0	0	0	0	0	0	1	0	0	0	0	0	2
Wednesday	3/26/03	10:00 PM	0	2	0	0	0	0	0	0	2	0	0	0	0	0	4
Wednesday	3/26/03	10:15 PM	0	5	0	0	0	1	0	1	4	0	0	0	0	0	11
Wednesday	3/26/03	10:30 PM	0	1	0	0	1	2	0	0	0	0	0	0	0	1	5
Wednesday	3/26/03	10:45 PM	0	4	0	0	1	1	0	1	1	0	0	0	0	0	8

Portway
North Bergen, Hudson County

Start Date: 3/25/2003
Start Time: 11:45:00 AM
Site Code: 3
Station ID: 08278
Location : Westside Avenue
Westside Road NB

Day	Date	Time	Class 1	Class 2	Class 3	Class 4	Class 5	Class 6	Class 7	Class 8	Class 9	Class 10	Class 11	Class 12	Class 13	Class 14	Total
Wednesday	3/26/03	11:00 PM	0	5	0	0	1	1	0	1	0	0	0	0	0	1	11
Wednesday	3/26/03	11:15 PM	0	1	0	0	1	1	0	0	1	0	0	0	0	1	5
Wednesday	3/26/03	11:30 PM	0	0	1	0	0	0	0	0	1	0	0	0	0	0	2
Wednesday	3/26/03	11:45 PM	0	5	0	0	0	0	0	0	2	0	0	0	0	8	15
		Total	12	380	98	49	92	142	0	74	321	2	2	0	1	109	1282
Thursday	3/27/03	12:00 AM	0	5	0	0	1	0	0	1	0	0	0	0	0	0	7
Thursday	3/27/03	12:15 AM	0	1	0	0	1	1	0	3	2	0	0	0	0	0	8
Thursday	3/27/03	12:30 AM	0	2	0	0	0	1	0	0	1	0	0	0	0	0	4
Thursday	3/27/03	12:45 AM	0	3	0	0	1	0	0	1	1	0	0	0	0	0	6
Thursday	3/27/03	1:00 AM	0	1	1	0	0	0	0	0	0	0	0	0	0	0	2
Thursday	3/27/03	1:15 AM	0	2	0	0	0	0	0	0	2	0	0	0	0	0	4
Thursday	3/27/03	1:30 AM	0	0	1	0	0	0	0	1	0	0	0	0	0	0	2
Thursday	3/27/03	1:45 AM	0	0	1	0	0	0	0	0	1	0	0	0	0	0	2
Thursday	3/27/03	2:00 AM	0	2	0	0	0	0	0	2	0	0	0	0	0	0	4
Thursday	3/27/03	2:15 AM	0	0	0	0	0	0	0	0	1	0	0	0	0	0	1
Thursday	3/27/03	2:30 AM	0	1	2	0	0	0	0	2	0	0	0	0	0	0	5
Thursday	3/27/03	2:45 AM	0	1	0	0	0	0	0	1	0	0	1	0	0	1	4
Thursday	3/27/03	3:00 AM	0	1	1	0	0	0	0	1	1	0	0	0	0	0	4
Thursday	3/27/03	3:15 AM	0	1	1	0	0	0	0	1	0	0	0	0	0	0	3
Thursday	3/27/03	3:30 AM	0	3	0	0	0	0	0	1	2	0	0	0	0	0	6
Thursday	3/27/03	3:45 AM	0	1	0	0	0	0	0	0	1	0	0	0	0	1	3
Thursday	3/27/03	4:00 AM	0	0	2	0	0	0	0	1	0	0	0	0	0	0	3
Thursday	3/27/03	4:15 AM	0	1	0	0	0	1	0	0	1	0	0	0	0	1	4
Thursday	3/27/03	4:30 AM	0	2	1	0	1	1	0	0	1	0	0	0	0	0	6
Thursday	3/27/03	4:45 AM	0	1	1	0	0	1	0	0	1	0	0	0	0	0	4
Thursday	3/27/03	5:00 AM	0	4	1	0	0	3	0	1	1	0	0	0	0	1	11
Thursday	3/27/03	5:15 AM	0	0	0	0	0	1	0	1	3	0	0	0	0	1	6
Thursday	3/27/03	5:30 AM	0	3	1	0	0	2	0	3	3	0	0	0	1	1	14
Thursday	3/27/03	5:45 AM	1	1	1	1	1	2	0	1	2	0	0	0	0	1	11
Thursday	3/27/03	6:00 AM	0	3	0	0	0	5	0	0	4	0	0	0	0	1	13
Thursday	3/27/03	6:15 AM	0	6	2	0	2	2	0	0	1	0	0	0	0	0	13
Thursday	3/27/03	6:30 AM	0	7	2	0	1	7	1	0	0	0	0	0	0	0	18
Thursday	3/27/03	6:45 AM	1	11	1	3	0	0	0	0	0	0	0	0	0	0	16
Thursday	3/27/03	7:00 AM	0	3	1	0	1	5	0	1	3	0	0	0	0	0	14
Thursday	3/27/03	7:15 AM	0	8	1	4	2	0	0	1	4	0	0	0	0	0	20
Thursday	3/27/03	7:30 AM	0	9	0	0	0	1	0	0	4	0	0	0	0	5	19
Thursday	3/27/03	7:45 AM	1	15	2	3	1	3	0	0	3	0	0	0	0	0	28
Thursday	3/27/03	8:00 AM	0	7	0	1	0	4	0	0	4	0	0	0	1	0	17
Thursday	3/27/03	8:15 AM	1	9	2	2	0	3	0	0	8	0	0	0	0	3	28
Thursday	3/27/03	8:30 AM	0	20	1	1	0	3	0	0	2	0	0	0	1	0	28
Thursday	3/27/03	8:45 AM	0	6	0	4	1	1	0	0	2	0	0	0	0	1	15
Thursday	3/27/03	9:00 AM	0	13	0	0	2	0	0	1	0	0	0	0	0	3	19
Thursday	3/27/03	9:15 AM	1	13	1	2	5	5	0	0	4	0	0	0	0	0	31
Thursday	3/27/03	9:30 AM	0	2	2	0	3	2	0	0	4	1	0	0	0	7	21
Thursday	3/27/03	9:45 AM	0	4	3	0	3	2	0	1	6	0	0	0	0	0	19
Thursday	3/27/03	10:00 AM	0	6	1	0	2	2	0	1	4	0	0	0	0	2	18
Thursday	3/27/03	10:15 AM	1	2	1	0	1	2	0	2	3	0	0	0	0	0	12
Thursday	3/27/03	10:30 AM	0	3	1	1	1	4	0	2	5	0	0	0	0	1	18
Thursday	3/27/03	10:45 AM	0	5	4	0	4	0	0	0	4	0	0	0	0	1	18
Thursday	3/27/03	11:00 AM	0	3	1	1	2	1	0	1	7	0	0	0	0	1	17
Thursday	3/27/03	11:15 AM	0	3	2	0	1	2	0	0	2	0	0	0	0	2	12
Thursday	3/27/03	11:30 AM	1	6	3	1	2	0	0	1	6	0	0	0	1	0	21
Thursday	3/27/03	11:45 AM	0	7	0	0	1	2	0	3	2	0	0	0	0	2	17
Thursday	3/27/03	12:00 PM	1	5	0	1	2	2	0	0	3	0	0	0	0	1	15
Thursday	3/27/03	12:15 PM	0	4	1	0	1	2	0	0	3	0	0	0	0	0	11
Thursday	3/27/03	12:30 PM	0	4	0	0	0	3	0	1	2	0	1	0	0	1	12
Thursday	3/27/03	12:45 PM	0	11	0	0	0	2	0	0	4	0	0	0	0	1	18
Thursday	3/27/03	1:00 PM	0	7	3	0	1	3	0	0	6	0	0	0	0	0	20
Thursday	3/27/03	1:15 PM	0	7	2	0	1	1	0	0	1	0	0	0	0	2	14
Thursday	3/27/03	1:30 PM	0	5	0	0	1	0	0	1	5	0	0	0	0	2	14
Thursday	3/27/03	1:45 PM	0	4	1	0	0	2	0	0	8	0	0	0	0	2	17
Thursday	3/27/03	2:00 PM	0	4	2	1	0	3	0	0	6	0	0	0	0	1	17
Thursday	3/27/03	2:15 PM	0	9	0	1	0	1	0	0	4	0	0	0	0	1	16
Thursday	3/27/03	2:30 PM	0	10	3	0	0	3	0	0	5	0	0	0	0	0	21
Thursday	3/27/03	2:45 PM	0	10	3	1	0	4	0	0	6	0	0	0	0	1	25
Thursday	3/27/03	3:00 PM	0	10	1	0	0	0	0	1	10	0	0	0	0	0	22
Thursday	3/27/03	3:15 PM	0	8	1	0	1	2	0	1	4	0	0	0	0	0	17
Thursday	3/27/03	3:30 PM	0	5	1	1	0	1	0	0	4	1	0	0	0	2	15
Thursday	3/27/03	3:45 PM	0	1	2	4	0	1	0	0	4	0	0	0	0	1	13
Thursday	3/27/03	4:00 PM	0	1	0	1	0	2	0	0	3	0	0	0	0	1	8
Thursday	3/27/03	4:15 PM	0	7	0	0	1	4	0	0	3	0	0	0	0	0	15
Thursday	3/27/03	4:30 PM	0	8	3	1	0	1	0	1	4	0	0	0	0	1	19

Portway
North Bergen, Hudson County

Start Date: 3/25/2003
Start Time: 11:45:00 AM
Site Code: 3
Station ID: 08278
Location: Westside Avenue
Westside Road NB

Day	Date	Time	Class 1	Class 2	Class 3	Class 4	Class 5	Class 6	Class 7	Class 8	Class 9	Class 10	Class 11	Class 12	Class 13	Class 14	Total
Thursday	3/27/03	4:45 PM	0	4	0	0	0	1	0	1	0	0	0	0	0	2	9
Thursday	3/27/03	5:00 PM	1	4	1	1	0	3	0	0	4	0	0	0	0	0	14
Thursday	3/27/03	5:15 PM	0	2	0	0	2	1	0	0	3	0	0	0	0	3	11
Thursday	3/27/03	5:30 PM	1	6	0	0	0	0	0	0	3	0	0	0	0	1	11
Thursday	3/27/03	5:45 PM	0	5	0	0	1	0	0	0	5	0	0	0	0	0	11
Thursday	3/27/03	6:00 PM	0	5	0	1	0	0	1	1	1	0	0	0	0	0	8
Thursday	3/27/03	6:15 PM	0	2	1	0	0	2	0	0	1	0	0	0	0	0	6
Thursday	3/27/03	6:30 PM	0	1	0	0	0	0	0	0	3	0	0	0	0	2	6
Thursday	3/27/03	6:45 PM	0	0	1	0	0	0	0	0	1	0	0	0	0	1	3
Thursday	3/27/03	7:00 PM	0	3	2	1	1	2	0	0	2	0	0	0	0	1	12
Thursday	3/27/03	7:15 PM	0	3	0	0	0	1	0	0	1	0	0	0	0	0	5
Thursday	3/27/03	7:30 PM	1	6	1	0	0	2	0	0	3	0	0	0	0	0	13
Thursday	3/27/03	7:45 PM	0	3	0	0	0	0	0	0	2	0	0	0	0	0	5
Thursday	3/27/03	8:00 PM	0	1	2	0	0	2	0	0	0	0	0	0	0	1	6
Thursday	3/27/03	8:15 PM	0	1	1	0	0	0	0	0	1	0	0	0	0	0	3
Thursday	3/27/03	8:30 PM	0	1	0	0	0	0	0	0	4	0	0	0	0	0	5
Thursday	3/27/03	8:45 PM	0	2	0	0	0	0	0	0	2	0	0	0	0	2	6
Thursday	3/27/03	9:00 PM	0	1	0	0	0	1	0	0	0	0	0	0	0	0	2
Thursday	3/27/03	9:15 PM	0	1	1	0	0	0	0	0	1	0	0	0	0	1	4
Thursday	3/27/03	9:30 PM	0	0	0	0	0	0	0	0	0	0	0	0	0	0	0
Thursday	3/27/03	9:45 PM	0	0	0	0	0	1	0	1	1	0	0	0	0	0	3
Thursday	3/27/03	10:00 PM	0	1	0	0	0	0	0	0	2	0	0	0	0	0	3
Thursday	3/27/03	10:15 PM	0	3	0	0	0	2	0	1	0	0	0	0	0	0	6
Thursday	3/27/03	10:30 PM	0	2	0	0	0	0	0	0	1	0	0	0	0	0	3
Thursday	3/27/03	10:45 PM	1	4	2	0	0	0	0	0	0	0	0	0	0	0	7
Thursday	3/27/03	11:00 PM	0	3	0	0	0	0	0	0	0	0	0	0	0	1	4
Thursday	3/27/03	11:15 PM	0	2	0	0	0	1	0	0	1	0	0	0	0	0	4
Thursday	3/27/03	11:30 PM	0	2	0	0	0	1	0	0	3	0	0	0	0	0	6
Thursday	3/27/03	11:45 PM	0	7	1	0	0	0	0	0	1	0	0	0	0	0	9
		Total	12	402	81	38	52	126	1	43	239	2	2	0	4	68	1070
Friday	3/28/03	12:00 AM	0	3	1	0	0	0	0	1	2	0	0	0	0	1	8
Friday	3/28/03	12:15 AM	0	2	0	0	0	0	0	1	1	0	0	0	0	0	4
Friday	3/28/03	12:30 AM	0	0	1	1	0	1	0	1	0	0	0	0	0	0	4
Friday	3/28/03	12:45 AM	0	1	0	0	0	0	2	1	0	0	0	0	0	1	5
Friday	3/28/03	1:00 AM	0	0	0	0	0	1	0	1	0	0	0	0	0	0	2
Friday	3/28/03	1:15 AM	0	0	0	0	0	0	0	0	1	0	0	0	0	0	1
Friday	3/28/03	1:30 AM	0	0	0	0	0	0	2	0	0	0	0	0	0	0	2
Friday	3/28/03	1:45 AM	0	0	1	0	0	0	0	1	0	0	0	0	0	1	3
Friday	3/28/03	2:00 AM	0	1	1	0	0	0	2	0	0	0	0	0	0	0	4
Friday	3/28/03	2:15 AM	0	1	1	0	0	0	0	0	0	0	0	0	0	0	2
Friday	3/28/03	2:30 AM	0	1	0	0	0	0	0	1	0	0	0	0	0	0	2
Friday	3/28/03	2:45 AM	0	2	2	0	0	1	0	0	0	0	1	0	0	0	6
Friday	3/28/03	3:00 AM	0	0	0	0	0	0	0	1	0	0	0	0	0	0	1
Friday	3/28/03	3:15 AM	0	1	1	0	0	0	0	0	0	0	0	0	0	0	2
Friday	3/28/03	3:30 AM	0	0	0	0	0	0	0	1	0	0	0	0	0	1	2
Friday	3/28/03	3:45 AM	0	2	1	0	0	0	0	0	1	0	0	0	0	0	4
Friday	3/28/03	4:00 AM	0	0	0	0	0	1	0	0	0	0	0	0	0	0	1
Friday	3/28/03	4:15 AM	1	3	0	0	1	0	2	0	0	0	0	0	0	0	7
Friday	3/28/03	4:30 AM	0	1	2	0	0	2	0	2	0	0	0	0	0	1	8
Friday	3/28/03	4:45 AM	0	1	0	0	0	1	0	2	0	0	0	0	0	0	4
Friday	3/28/03	5:00 AM	0	0	0	0	1	0	0	1	1	0	0	0	0	1	4
Friday	3/28/03	5:15 AM	0	4	0	0	0	4	0	0	1	0	0	0	0	0	9
Friday	3/28/03	5:30 AM	0	3	0	0	0	1	0	1	1	0	0	0	0	0	6
Friday	3/28/03	5:45 AM	0	1	0	0	0	0	0	0	1	0	0	0	0	1	3
Friday	3/28/03	6:00 AM	0	4	1	0	1	2	0	1	1	0	0	0	1	2	13
Friday	3/28/03	6:15 AM	0	9	2	0	0	4	0	0	2	0	0	0	0	3	20
Friday	3/28/03	6:30 AM	1	8	0	0	0	7	0	0	3	0	0	0	0	2	21
Friday	3/28/03	6:45 AM	0	10	1	2	0	5	0	0	4	0	0	0	0	2	24
Friday	3/28/03	7:00 AM	0	11	1	4	2	0	0	0	2	0	0	0	0	2	22
Friday	3/28/03	7:15 AM	1	9	0	1	0	4	0	0	1	0	0	0	0	1	17
Friday	3/28/03	7:30 AM	0	8	0	0	0	1	0	0	0	0	0	0	0	1	10
Friday	3/28/03	7:45 AM	0	14	3	1	1	0	0	0	0	0	0	0	0	1	20
Friday	3/28/03	8:00 AM	0	11	1	3	1	2	0	0	3	0	0	0	0	0	21
Friday	3/28/03	8:15 AM	0	8	1	1	0	2	0	0	1	0	0	0	0	1	14
Friday	3/28/03	8:30 AM	0	17	0	0	0	2	0	0	8	0	0	0	0	0	27
Friday	3/28/03	8:45 AM	0	4	1	0	1	3	0	0	5	0	0	0	0	2	16
Friday	3/28/03	9:00 AM	0	9	2	2	1	0	0	0	4	0	0	0	0	0	18
Friday	3/28/03	9:15 AM	0	15	2	1	8	2	0	0	0	0	0	0	0	11	39
		Total	3	164	26	16	17	46	0	21	46	0	1	0	1	35	376

Portway
North Bergen, Hudson County

Start Date: 3/25/2003
Start Time: 12:15:00 PM
Site Code: 4
Station ID: 08324
Location: Westside Avenue
Westside Road SB

Number	Date	Time	Class 1	Class 2	Class 3	Class 4	Class 5	Class 6	Class 7	Class 8	Class 9	Class 10	Class 11	Class 12	Class 13	Class 14	Total
Tuesday	3/25/03	12:15 PM	0	2	1	1	0	3	0	2	4	0	1	1	0	7	22
Tuesday	3/25/03	12:30 PM	0	6	1	2	0	1	0	2	3	0	0	0	0	1	16
Tuesday	3/25/03	12:45 PM	0	5	2	0	2	2	0	5	6	0	0	0	1	1	24
Tuesday	3/25/03	1:00 PM	0	6	1	1	2	1	0	5	3	0	0	0	0	1	20
Tuesday	3/25/03	1:15 PM	0	6	2	0	0	3	0	0	2	0	1	0	0	1	15
Tuesday	3/25/03	1:30 PM	1	8	2	0	3	2	0	1	2	0	0	0	0	1	20
Tuesday	3/25/03	1:45 PM	0	7	1	0	1	0	0	1	0	0	0	0	0	1	11
Tuesday	3/25/03	2:00 PM	0	5	0	0	0	1	0	0	8	0	0	0	0	2	16
Tuesday	3/25/03	2:15 PM	0	6	3	3	0	0	0	0	5	0	0	0	0	1	18
Tuesday	3/25/03	2:30 PM	0	4	2	1	0	3	0	0	0	0	0	0	0	1	11
Tuesday	3/25/03	2:45 PM	0	3	3	1	1	2	0	0	6	0	0	0	0	2	18
Tuesday	3/25/03	3:00 PM	0	8	1	1	2	5	0	1	0	0	0	0	0	2	20
Tuesday	3/25/03	3:15 PM	0	6	0	1	0	3	0	0	3	0	0	0	0	1	14
Tuesday	3/25/03	3:30 PM	1	12	4	1	0	2	0	0	1	0	0	0	0	0	21
Tuesday	3/25/03	3:45 PM	0	4	0	2	1	3	0	1	1	0	0	0	0	0	12
Tuesday	3/25/03	4:00 PM	0	4	0	0	2	2	0	0	5	1	0	0	0	0	14
Tuesday	3/25/03	4:15 PM	0	5	1	3	0	2	0	0	6	0	0	0	0	0	17
Tuesday	3/25/03	4:30 PM	0	28	0	0	0	5	0	0	3	0	0	0	0	3	39
Tuesday	3/25/03	4:45 PM	0	6	0	2	0	1	0	0	6	0	0	0	0	0	15
Tuesday	3/25/03	5:00 PM	0	8	0	2	0	2	0	0	0	0	0	0	0	0	12
Tuesday	3/25/03	5:15 PM	1	9	1	1	1	1	0	0	0	0	0	0	0	0	14
Tuesday	3/25/03	5:30 PM	0	19	3	0	0	2	0	1	0	0	0	0	0	0	25
Tuesday	3/25/03	5:45 PM	0	10	2	0	0	1	0	0	1	0	0	0	0	0	14
Tuesday	3/25/03	6:00 PM	0	24	1	0	1	1	0	0	6	0	0	0	0	0	33
Tuesday	3/25/03	6:15 PM	0	4	0	1	0	2	0	0	0	0	0	0	0	2	9
Tuesday	3/25/03	6:30 PM	0	0	0	0	1	0	0	0	1	0	0	0	0	1	3
Tuesday	3/25/03	6:45 PM	0	5	2	0	0	0	0	1	2	0	0	0	0	1	11
Tuesday	3/25/03	7:00 PM	0	4	1	0	0	1	0	0	0	0	0	0	0	0	6
Tuesday	3/25/03	7:15 PM	0	3	1	1	0	0	0	0	3	0	0	0	0	0	8
Tuesday	3/25/03	7:30 PM	0	2	1	0	0	1	0	0	2	0	0	0	0	0	6
Tuesday	3/25/03	7:45 PM	0	2	0	0	0	0	0	0	4	0	0	0	0	0	6
Tuesday	3/25/03	8:00 PM	0	1	0	1	0	1	0	0	5	0	0	0	0	0	8
Tuesday	3/25/03	8:15 PM	0	2	1	0	1	0	0	0	2	0	0	0	0	0	6
Tuesday	3/25/03	8:30 PM	0	3	1	0	0	0	0	1	3	0	0	0	0	0	8
Tuesday	3/25/03	8:45 PM	0	3	0	0	0	0	0	0	1	0	0	0	0	0	4
Tuesday	3/25/03	9:00 PM	0	0	0	0	0	1	0	0	1	0	0	0	0	0	2
Tuesday	3/25/03	9:15 PM	0	1	0	0	0	0	0	0	0	0	0	0	0	1	2
Tuesday	3/25/03	9:30 PM	0	2	0	0	0	1	0	1	0	0	0	0	0	0	4
Tuesday	3/25/03	9:45 PM	0	1	0	0	0	0	0	1	0	0	0	0	0	0	2
Tuesday	3/25/03	10:00 PM	1	0	0	0	0	2	0	0	3	0	0	0	0	0	6
Tuesday	3/25/03	10:15 PM	0	0	0	0	0	0	0	0	1	0	0	0	0	0	1
Tuesday	3/25/03	10:30 PM	0	0	0	0	0	0	0	3	1	0	0	0	0	0	4
Tuesday	3/25/03	10:45 PM	0	1	0	0	0	0	0	2	1	0	0	0	0	3	7
Tuesday	3/25/03	11:00 PM	0	5	0	0	0	0	0	1	0	0	0	0	0	0	6
Tuesday	3/25/03	11:15 PM	0	0	0	0	0	0	0	2	0	0	0	0	0	0	2
Tuesday	3/25/03	11:30 PM	0	4	1	1	0	0	0	3	1	0	0	0	0	1	11
Tuesday	3/25/03	11:45 PM	0	2	0	0	0	0	0	0	0	0	0	0	0	1	3
		Total	4	246	39	26	18	57	0	34	102	1	2	1	1	35	566
Wednesday	3/26/03	12:00 AM	0	14	3	0	0	0	0	3	2	0	0	0	0	0	22
Wednesday	3/26/03	12:15 AM	0	1	0	0	0	0	0	1	1	0	0	0	0	0	3
Wednesday	3/26/03	12:30 AM	0	0	0	0	0	0	0	1	0	0	0	0	0	0	1
Wednesday	3/26/03	12:45 AM	0	0	0	0	0	0	0	0	1	0	0	0	0	0	1
Wednesday	3/26/03	1:00 AM	0	0	0	0	1	0	0	2	0	0	0	0	0	0	3
Wednesday	3/26/03	1:15 AM	0	1	0	0	0	0	0	4	0	0	0	0	0	2	7
Wednesday	3/26/03	1:30 AM	0	0	0	0	0	0	0	2	1	0	0	0	0	0	3
Wednesday	3/26/03	1:45 AM	0	1	0	0	1	0	0	1	2	0	0	0	0	1	6
Wednesday	3/26/03	2:00 AM	0	0	0	0	0	0	0	1	1	0	0	0	0	0	2
Wednesday	3/26/03	2:15 AM	0	1	0	0	0	0	0	4	0	0	0	0	0	1	6
Wednesday	3/26/03	2:30 AM	0	1	0	0	0	0	0	0	0	0	0	0	0	0	1
Wednesday	3/26/03	2:45 AM	0	0	0	0	0	0	0	2	0	0	0	0	0	2	4
Wednesday	3/26/03	3:00 AM	0	1	0	0	0	0	0	1	1	0	0	0	0	0	3
Wednesday	3/26/03	3:15 AM	0	1	2	0	0	0	0	1	0	0	0	0	0	0	4
Wednesday	3/26/03	3:30 AM	0	0	1	0	1	2	0	2	0	0	0	0	0	0	6
Wednesday	3/26/03	3:45 AM	0	0	1	0	0	0	0	1	2	0	0	0	0	2	6
Wednesday	3/26/03	4:00 AM	0	0	0	0	0	2	0	0	2	0	0	0	0	1	5
Wednesday	3/26/03	4:15 AM	0	0	2	1	3	0	0	0	1	0	0	0	0	0	7
Wednesday	3/26/03	4:30 AM	0	0	2	0	0	1	0	0	1	0	0	0	0	1	5
Wednesday	3/26/03	4:45 AM	0	2	0	0	1	0	0	0	4	0	0	0	0	1	8
Wednesday	3/26/03	5:00 AM	0	2	0	0	1	0	0	0	1	0	0	0	0	0	4
Wednesday	3/26/03	5:15 AM	0	0	0	0	0	0	0	2	0	0	0	0	0	0	2
Wednesday	3/26/03	5:30 AM	0	2	1	0	0	0	0	2	1	0	0	0	0	1	7
Wednesday	3/26/03	5:45 AM	0	2	0	0	0	1	0	0	3	0	0	0	0	0	6

Portway
North Bergen, Hudson County

Start Date: 3/25/2003
Start Time: 12:15:00 PM
Site Code: 4
Station ID: 08324
Location : Westside Avenue
Westside Road SB

Number	Date	Time	Class 1	Class 2	Class 3	Class 4	Class 5	Class 6	Class 7	Class 8	Class 9	Class 10	Class 11	Class 12	Class 13	Class 14	Total
Wednesday	3/26/03	11:45 PM	0	1	0	0	1	0	0	0	1	0	0	0	0	3	6
		Total	15	293	75	35	48	102	0	108	255	2	3	0	2	66	1004
Thursday	3/27/03	12:00 AM	0	11	1	0	0	0	0	0	0	0	0	0	0	7	19
Thursday	3/27/03	12:15 AM	2	0	0	1	0	0	0	0	0	0	0	0	0	1	4
Thursday	3/27/03	12:30 AM	0	0	2	0	1	1	0	0	2	0	0	0	0	0	6
Thursday	3/27/03	12:45 AM	0	1	0	0	1	1	0	1	3	0	0	0	0	0	7
Thursday	3/27/03	1:00 AM	0	1	0	0	0	0	0	1	0	0	0	0	0	0	2
Thursday	3/27/03	1:15 AM	0	0	0	0	0	0	0	0	3	0	0	0	0	1	4
Thursday	3/27/03	1:30 AM	0	0	1	0	0	0	0	0	0	0	0	0	0	1	2
Thursday	3/27/03	1:45 AM	0	0	0	0	0	0	0	0	1	0	0	0	0	0	1
Thursday	3/27/03	2:00 AM	0	2	1	0	0	0	0	1	0	0	0	0	0	0	4
Thursday	3/27/03	2:15 AM	0	2	0	0	0	0	0	0	1	0	0	0	0	0	3
Thursday	3/27/03	2:30 AM	0	0	0	1	0	0	0	0	0	0	0	0	0	0	1
Thursday	3/27/03	2:45 AM	0	1	0	0	0	0	0	1	0	0	0	0	0	1	3
Thursday	3/27/03	3:00 AM	0	0	2	0	0	0	0	1	1	0	0	0	0	0	4
Thursday	3/27/03	3:15 AM	0	2	0	0	1	0	0	1	0	0	0	0	0	0	4
Thursday	3/27/03	3:30 AM	0	2	0	0	0	0	0	1	0	0	0	0	0	2	5
Thursday	3/27/03	3:45 AM	0	1	1	0	0	1	0	0	0	0	0	0	0	0	3
Thursday	3/27/03	4:00 AM	0	1	0	0	0	0	0	0	0	0	0	0	0	0	1
Thursday	3/27/03	4:15 AM	0	0	0	0	0	0	0	0	1	0	0	0	0	1	2
Thursday	3/27/03	4:30 AM	0	0	0	0	1	1	0	0	1	0	0	0	0	0	3
Thursday	3/27/03	4:45 AM	0	0	1	0	0	1	0	0	0	0	0	0	0	0	2
Thursday	3/27/03	5:00 AM	0	1	0	0	0	1	0	0	1	0	0	0	0	0	3
Thursday	3/27/03	5:15 AM	0	0	0	0	0	3	0	0	2	0	0	0	0	0	5
Thursday	3/27/03	5:30 AM	0	0	1	1	0	2	0	2	3	0	0	0	0	0	9
Thursday	3/27/03	5:45 AM	0	1	0	0	0	1	0	0	5	0	0	0	0	1	8
Thursday	3/27/03	6:00 AM	0	2	0	0	1	0	0	0	5	0	0	0	0	2	10
Thursday	3/27/03	6:15 AM	0	0	1	0	2	1	0	1	2	0	0	0	0	0	7
Thursday	3/27/03	6:30 AM	0	1	0	0	0	0	0	0	6	0	0	0	0	1	8
Thursday	3/27/03	6:45 AM	0	2	0	1	0	1	0	0	4	0	0	0	0	1	9
Thursday	3/27/03	7:00 AM	0	2	1	1	0	0	0	0	5	0	0	0	0	1	10
Thursday	3/27/03	7:15 AM	0	1	1	4	1	0	0	0	0	0	0	0	0	0	7
Thursday	3/27/03	7:30 AM	0	2	1	0	0	3	0	0	4	0	0	0	0	2	12
Thursday	3/27/03	7:45 AM	0	3	0	2	3	0	0	0	1	0	0	0	0	2	11
Thursday	3/27/03	8:00 AM	0	0	0	1	0	1	0	0	4	0	0	0	1	0	7
Thursday	3/27/03	8:15 AM	0	3	1	1	0	2	0	0	9	0	0	0	0	0	16
Thursday	3/27/03	8:30 AM	0	1	0	0	1	2	0	2	3	0	0	0	0	0	9
Thursday	3/27/03	8:45 AM	0	3	0	2	0	0	0	0	1	0	0	0	0	0	6
Thursday	3/27/03	9:00 AM	0	3	0	1	1	0	0	0	2	0	0	0	0	2	9
Thursday	3/27/03	9:15 AM	0	3	0	0	3	2	0	0	2	0	0	0	0	0	10
Thursday	3/27/03	9:30 AM	0	1	1	1	3	2	0	1	6	0	0	0	0	8	23
Thursday	3/27/03	9:45 AM	0	1	0	0	1	2	0	0	2	0	0	0	0	0	6
Thursday	3/27/03	10:00 AM	0	6	0	0	2	2	0	0	2	0	0	0	0	2	14
Thursday	3/27/03	10:15 AM	0	2	1	0	1	2	0	1	5	0	0	0	0	0	12
Thursday	3/27/03	10:30 AM	0	1	1	1	0	2	0	6	5	0	0	0	0	1	17
Thursday	3/27/03	10:45 AM	0	1	1	1	0	2	0	0	4	0	0	0	0	0	9
Thursday	3/27/03	11:00 AM	0	1	1	1	0	0	3	5	0	1	0	0	0	1	13
Thursday	3/27/03	11:15 AM	0	5	3	0	0	2	0	8	5	0	0	0	0	2	25
Thursday	3/27/03	11:30 AM	0	11	2	1	1	0	0	1	6	0	0	0	1	7	30
Thursday	3/27/03	11:45 AM	1	3	2	0	1	4	0	2	2	0	1	0	0	0	16
Thursday	3/27/03	12:00 PM	0	10	0	0	1	2	0	2	2	0	0	0	0	0	17
Thursday	3/27/03	12:15 PM	0	4	0	0	2	0	0	1	3	0	0	0	0	0	10
Thursday	3/27/03	12:30 PM	0	10	2	2	0	3	0	2	3	0	1	0	0	4	27
Thursday	3/27/03	12:45 PM	0	6	1	1	1	0	0	2	0	0	0	0	0	2	13
Thursday	3/27/03	1:00 PM	0	8	0	0	0	0	0	0	1	0	0	0	0	2	11
Thursday	3/27/03	1:15 PM	0	6	3	0	0	2	0	0	2	0	0	0	0	1	14
Thursday	3/27/03	1:30 PM	1	6	1	0	0	1	0	2	2	0	0	0	0	6	19
Thursday	3/27/03	1:45 PM	0	0	1	0	0	1	0	1	7	0	0	0	0	2	12
Thursday	3/27/03	2:00 PM	0	2	1	0	0	1	0	0	1	0	0	0	0	2	7
Thursday	3/27/03	2:15 PM	0	3	2	0	0	1	0	1	4	0	0	0	0	2	13
Thursday	3/27/03	2:30 PM	0	2	2	0	0	0	0	0	3	0	0	0	0	1	8
Thursday	3/27/03	2:45 PM	0	6	1	1	0	2	0	0	8	0	0	0	0	1	19
Thursday	3/27/03	3:00 PM	0	6	0	1	1	1	0	0	4	1	0	0	0	3	17
Thursday	3/27/03	3:15 PM	0	4	1	0	0	1	0	0	5	0	0	0	0	4	15
Thursday	3/27/03	3:30 PM	0	10	0	1	1	3	0	0	2	0	0	0	0	4	21
Thursday	3/27/03	3:45 PM	1	2	0	1	0	1	0	0	2	0	0	0	0	0	7
Thursday	3/27/03	4:00 PM	0	2	4	1	1	2	0	0	4	0	0	0	0	2	16
Thursday	3/27/03	4:15 PM	1	5	0	2	0	1	0	0	3	0	0	0	0	1	13
Thursday	3/27/03	4:30 PM	0	19	2	1	0	2	0	1	2	0	0	0	0	10	37
Thursday	3/27/03	4:45 PM	0	6	1	2	0	2	0	0	4	0	0	0	0	2	17
Thursday	3/27/03	5:00 PM	0	5	1	0	0	1	0	0	1	0	0	0	0	4	12

Portway
North Bergen, Hudson County

Start Date: 3/25/2003
Start Time: 12:15:00 PM
Site Code: 4
Station ID: 08324
Location : Westside Avenue
Westside Road SB

Number	Date	Time	Class 1	Class 2	Class 3	Class 4	Class 5	Class 6	Class 7	Class 8	Class 9	Class 10	Class 11	Class 12	Class 13	Class 14	Total
Thursday	3/27/03	5:15 PM	0	8	0	1	1	3	0	0	1	0	0	0	0	1	15
Thursday	3/27/03	5:30 PM	1	12	0	0	0	3	0	0	3	0	0	0	0	0	19
Thursday	3/27/03	5:45 PM	0	6	0	0	0	2	0	0	4	0	0	0	0	3	15
Thursday	3/27/03	6:00 PM	0	16	0	0	0	1	0	0	2	0	0	0	0	12	31
Thursday	3/27/03	6:15 PM	0	1	0	1	0	0	0	0	1	0	0	0	0	0	3
Thursday	3/27/03	6:30 PM	0	2	1	0	1	0	0	0	0	0	0	0	0	1	5
Thursday	3/27/03	6:45 PM	1	0	0	0	0	0	0	0	1	0	0	0	0	0	2
Thursday	3/27/03	7:00 PM	0	1	1	0	1	1	0	0	1	0	0	0	0	2	7
Thursday	3/27/03	7:15 PM	0	0	0	1	1	0	0	1	0	0	0	0	0	4	7
Thursday	3/27/03	7:30 PM	0	4	1	0	0	2	0	0	1	0	0	0	0	2	10
Thursday	3/27/03	7:45 PM	1	3	0	1	0	0	0	0	1	0	0	0	0	0	6
Thursday	3/27/03	8:00 PM	0	3	1	0	0	2	0	0	1	0	0	0	0	0	7
Thursday	3/27/03	8:15 PM	0	1	1	0	0	1	0	0	1	0	0	0	0	1	5
Thursday	3/27/03	8:30 PM	0	1	1	0	0	0	0	0	1	0	0	0	0	2	5
Thursday	3/27/03	8:45 PM	0	0	0	0	0	0	0	1	1	0	0	0	0	2	4
Thursday	3/27/03	9:00 PM	0	2	1	0	0	0	0	0	0	0	0	0	0	0	3
Thursday	3/27/03	9:15 PM	0	2	0	0	0	1	0	0	2	0	0	0	0	0	5
Thursday	3/27/03	9:30 PM	0	0	0	0	0	0	0	0	1	0	0	0	0	0	1
Thursday	3/27/03	9:45 PM	1	0	1	0	0	0	0	0	0	0	0	0	0	0	2
Thursday	3/27/03	10:00 PM	0	0	0	0	0	0	0	0	0	0	0	0	0	1	1
Thursday	3/27/03	10:15 PM	1	0	0	0	0	2	0	0	0	0	0	0	0	1	4
Thursday	3/27/03	10:30 PM	1	0	0	0	2	0	0	0	2	0	0	0	0	1	6
Thursday	3/27/03	10:45 PM	0	3	0	0	0	0	0	0	0	0	0	0	0	3	6
Thursday	3/27/03	11:00 PM	0	0	0	0	0	0	0	0	0	0	0	0	0	3	3
Thursday	3/27/03	11:15 PM	1	0	0	0	0	0	0	0	0	0	0	0	0	0	1
Thursday	3/27/03	11:30 PM	0	1	0	0	0	0	0	0	0	0	0	0	0	0	1
Thursday	3/27/03	11:45 PM	1	2	0	1	0	0	0	1	1	0	0	0	0	1	7
		Total	14	274	58	39	38	87	0	47	204	1	3	0	2	140	907
Friday	3/28/03	12:00 AM	0	9	1	0	0	0	0	0	2	0	0	0	0	5	17
Friday	3/28/03	12:15 AM	1	1	1	0	0	0	0	0	0	0	0	0	0	2	5
Friday	3/28/03	12:30 AM	0	1	0	1	0	0	0	0	0	0	0	0	0	0	2
Friday	3/28/03	12:45 AM	0	0	0	0	0	0	0	0	0	0	0	0	0	0	0
Friday	3/28/03	1:00 AM	0	0	0	0	2	0	0	2	0	0	0	0	0	0	4
Friday	3/28/03	1:15 AM	0	0	0	0	0	0	0	0	1	0	0	0	0	0	1
Friday	3/28/03	1:30 AM	0	0	0	0	0	0	0	2	0	0	0	0	0	0	2
Friday	3/28/03	1:45 AM	0	1	1	0	0	0	0	0	1	0	0	0	0	0	3
Friday	3/28/03	2:00 AM	0	2	0	0	0	0	0	1	0	0	0	0	0	0	3
Friday	3/28/03	2:15 AM	0	0	1	1	0	0	0	0	1	0	0	0	0	2	5
Friday	3/28/03	2:30 AM	0	1	0	1	0	0	0	0	0	0	0	0	0	0	2
Friday	3/28/03	2:45 AM	0	0	0	0	0	1	0	0	0	0	0	0	0	1	2
Friday	3/28/03	3:00 AM	0	0	0	0	0	0	0	1	0	0	0	0	0	1	2
Friday	3/28/03	3:15 AM	0	1	0	0	1	0	0	0	0	0	0	0	0	0	2
Friday	3/28/03	3:30 AM	0	0	0	0	0	0	0	0	0	0	0	0	0	2	2
Friday	3/28/03	3:45 AM	0	0	0	1	0	0	0	0	1	0	0	0	0	0	2
Friday	3/28/03	4:00 AM	0	0	0	0	0	1	0	0	0	0	0	0	0	0	1
Friday	3/28/03	4:15 AM	0	0	0	0	0	0	0	1	1	0	0	0	0	0	2
Friday	3/28/03	4:30 AM	0	0	1	0	0	1	0	0	0	0	0	0	0	1	3
Friday	3/28/03	4:45 AM	0	1	0	0	2	0	0	0	1	0	0	0	0	0	4
Friday	3/28/03	5:00 AM	0	1	0	0	2	2	0	0	1	0	0	0	0	2	8
Friday	3/28/03	5:15 AM	0	0	0	0	0	0	0	0	1	0	0	0	0	0	1
Friday	3/28/03	5:30 AM	0	0	0	0	1	0	0	0	2	0	0	0	0	0	3
Friday	3/28/03	5:45 AM	0	1	0	0	1	0	0	0	2	0	0	0	0	0	4
Friday	3/28/03	6:00 AM	2	4	0	0	1	1	0	0	2	0	0	0	1	3	14
Friday	3/28/03	6:15 AM	0	1	1	0	0	1	0	0	6	0	0	0	0	0	9
Friday	3/28/03	6:30 AM	0	2	0	0	0	1	0	0	4	0	0	0	0	0	7
Friday	3/28/03	6:45 AM	0	0	1	1	0	2	0	1	5	0	0	0	0	2	12
Friday	3/28/03	7:00 AM	0	4	0	2	0	0	0	0	4	0	0	0	0	1	11
Friday	3/28/03	7:15 AM	2	0	1	3	0	0	0	0	3	0	0	0	0	3	12
Friday	3/28/03	7:30 AM	1	1	0	0	1	1	0	0	2	0	0	0	0	0	6
Friday	3/28/03	7:45 AM	0	5	1	0	0	1	0	2	2	0	0	0	0	2	13
Friday	3/28/03	8:00 AM	0	2	0	3	0	2	0	0	1	0	0	0	0	1	9
Friday	3/28/03	8:15 AM	0	1	1	1	0	1	0	0	1	0	0	0	0	0	5
Friday	3/28/03	8:30 AM	0	2	0	0	1	0	0	0	2	0	0	0	0	0	5
Friday	3/28/03	8:45 AM	1	2	0	0	0	2	0	0	2	0	0	0	0	1	8
Friday	3/28/03	9:00 AM	0	1	1	1	1	0	0	0	1	0	0	0	0	1	6
Friday	3/28/03	9:15 AM	1	6	1	0	2	1	0	0	0	0	0	0	0	6	17
		Total	8	50	12	15	15	18	0	10	49	0	0	0	1	36	214